

Tree Diagrams for String Links

Blake Mellor
 Mathematics Department
 Loyola Marymount University
 Los Angeles, CA 90045-2659
bmellor@lmu.edu

Abstract

In previous work, the author defined the intersection graph of a chord diagram associated with a string link (as in the theory of finite type invariants). In this paper, we classify the trees which can be obtained as intersection graphs of string link diagrams.

1 Introduction

Intersection graphs of various kinds have an important role in graph theory [10]. Recently, intersection graphs have also proved useful in topology, in the study of finite type knot invariants. The theory of finite type invariants allows us to interpret many important knot and link invariants in purely combinatorial terms, as functionals on spaces of chord diagrams. For knots, there is an obvious intersection graph associated with these diagrams, first studied (in this context) by Chmutov, Duzhin and Lando [4]. In many cases, these graphs contain all the relevant information for the functionals coming from knot invariants [4, 7]. Some of the most important knot invariants, such as the Conway, Jones, Homfly and Kauffman polynomials, can be interpreted in terms of these intersection graphs [2, 8].

The machinery of finite type invariants and chord diagrams is easily extended to other topological objects, such as links, braids and string links. Recently, the author extended the notion of the intersection graph of the chord diagram to string links as well [9], presenting the possibility of reinterpreting invariants of string links in the same way we have reinterpreted knot invariants. An important part of this program is to understand which graphs can appear as intersection graphs in this context. For knots, this question was answered by (among others) Bouchet [3]; for string links, however, the class of graphs is much larger. As special cases, it contains the set of intersection graphs for knot diagrams (known to graph theorists as *circle graphs* [10]) and the set of *permutation graphs*, both of which have been studied extensively. This paper begins the process of classifying these intersection graphs with a very modest goal: to describe the (directed) trees which can arise as intersection graphs of chord diagrams for string links.

We will not discuss the background of finite type invariants, instead looking at the relationship between the intersection graph and the chord diagram from a purely combinatorial viewpoint. For a discussion of how these diagrams arise in the theory of finite type invariants, see [1]. In Section 2 we will review the definitions of chord diagrams and intersection graphs for string links. In Section 3 we will classify the trees which arise as intersection graphs.

Acknowledgement: The author thanks Loyola Marymount University for supporting this work via a Summer Research Grant in 2003.

2 Preliminaries

2.1 Chord Diagrams

We begin by defining what we mean by a *chord diagram*. Since we are only considering chord diagrams which arise from string links, we will simply refer to these as chord diagrams, but the reader should be aware that these differ somewhat from the more usual chord diagrams for knots.

Definition 1 *A chord diagram of degree n with k components is a disjoint union of k oriented line segments (called the **components** of the diagram), together with n chords (unoriented line segments with endpoints on the components), such that all of the $2n$ endpoints of the chords are distinct. The diagram is determined by the orders of the endpoints on each component.*

In the theory of finite type knot and link invariants, these diagrams are usually organized into a graded vector space, considered modulo certain relations. For the purposes of this paper, however, this additional structure is irrelevant.

2.2 Intersection Graphs

The essential value of the intersection graph for knots (in which the chord diagram consists of chords in a bounding circle) is that it can detect when the order of two endpoints for different chords along the bounding circle is switched, since this changes the pair of chords from intersecting to non-intersecting or vice-versa. For chord diagrams for string links, the existence of a "bottom" and "top" for each component allows us to give a linear (rather than cyclic) ordering to the endpoints of the chords on each component, and so the notion of one endpoint being "below" another is well-defined. We want our intersection graphs to detect when this order is reversed.

Definition 2 [9] *Let D be a chord diagram with k components (oriented line segments, colored from 1 to k) and n chords. The intersection graph $\Gamma(D)$ is the labeled, directed multigraph such that:*

- $\Gamma(D)$ has a vertex for each chord of D . Each vertex is labeled by an unordered pair $\{i, j\}$, where i and j are the labels of the components on which the endpoints of the chord lie.
- There is a directed edge from a vertex v_1 to a vertex v_2 for each pair (e_1, e_2) where e_1 is an endpoint of the chord associated to v_1 , e_2 is an endpoint of the chord associated to v_2 , e_1 and e_2 lie on the same component of D , and the orientation of the component runs from e_1 to e_2 (so if the components are all oriented upwards, e_1 is below e_2). We count these edges "mod 2", so if two vertices are connected by two directed edges with the same direction, the edges cancel each other. If two vertices are connected by a directed edge in each direction, we will simply connect them by an undirected edge.

Examples of chord diagrams and their associated intersection graphs are given in Figure 1. Note that when the two chords have both endpoints on the same component i , our definition of intersection graph corresponds to the usual intersection graph for knots. Our definition also matches our intuition in the case of chord diagrams of two components, as shown in Figure 1.

Note also that the total number of directed edges between a vertex v labeled $\{i, j\}$ and a vertex w labeled $\{l, m\}$ is given by the sum of the number of occurrences of i in $\{l, m\}$ and the number of occurrences of j in $\{l, m\}$. In particular, if a vertex v has a label $\{i, i\}$, this number will be even (0, 2 or 4). Since we count directed edges modulo 2, this implies there is an (uncancelled) directed edge from v to another vertex w if and only if there is also an (uncancelled) directed edge from w to v . We will say that labeled directed multigraphs which have this property are *semisymmetric*.

Definition 3 *A directed multigraph G , with each vertex labeled by a pair $\{i, j\}$, is **semisymmetric** if for every vertex v labeled $\{i, i\}$, and any other vertex w , there is a directed edge from v to w if and only if there is a directed edge from w to v .*

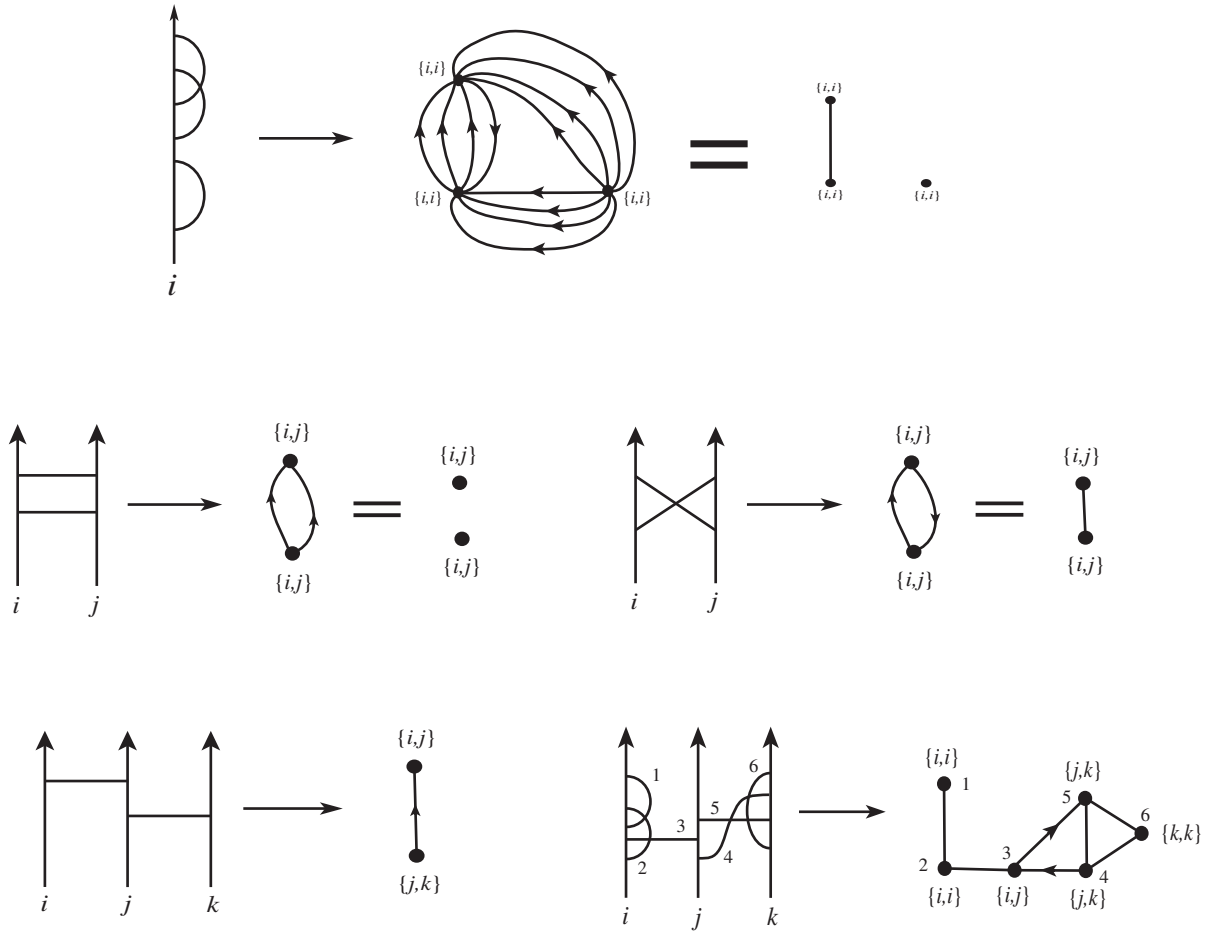


Figure 1: Examples of intersection graphs for string links. In the last example the chords and vertices are numbered to clarify the bijection between them.

3 Intersection Graphs and Trees

In this section we will give a characterization of the trees which arise as intersection graphs. For our purposes, a directed graph is a *tree* if it is an *undirected* tree - i.e. the graph is connected, and it has no cycles even if the orientations of the edges are ignored. We will first consider *marked* chord diagrams with two components, and then the (easier) case of diagrams with more than two components.

3.1 2-component diagrams

In intersection graphs for diagrams with two components, labeled 1 and 2, there are three possible labels on the vertices: $\{1,1\}$, $\{2,2\}$ and $\{1,2\}$. To begin with, we will consider *marked*, rather than *labeled* intersection graphs. A vertex will be called *marked* if it is labeled $\{1,2\}$, and *unmarked* if it is labeled $\{1,1\}$ or $\{2,2\}$. In other words, a vertex is marked if the corresponding chord has its endpoints on different components, and unmarked if the chord has both endpoints on the same component.

The first important observation is that not all marked trees are intersection graphs (otherwise the characterization would be rather trivial). Figure 2 gives an example of a marked tree which is not an intersection

graph for any chord diagram on two components. The marked vertices are labeled by an asterisk (*).

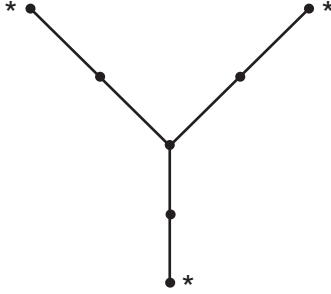


Figure 2: A marked graph which is not an intersection graph

To determine which marked trees *are* intersection graphs, we need to introduce the notion of *light* and *heavy boughs* of a tree.

Definition 4 A **bough** of a vertex v in a marked tree T is a connected component of $T \setminus v$ (the graph which results from removing the vertex v and all edges incident to v). The bough is called **light** if it contains at most one marked vertex and this vertex (if present) is adjacent to v in T . Otherwise the bough is **heavy**.

The main theorem of this section characterizes tree intersection graphs via boughs.

Theorem 1 A marked tree T (i.e. T may or may not have marked vertices) is an intersection graph for a chord diagram on two components if and only if any vertex in T has at most 2 heavy boughs.

Before we prove this theorem, we require two lemmas. Our first lemma relates the notion of a light bough to the notion of a *share* of a chord diagram, introduced in [4].

Definition 5 A **share** of a chord diagram D is a subset S of the set of chords in D and two arcs A and B on the boundary components of D (A and B may be on the same or different components) such that every chord in S has both endpoints in $A \cup B$ and **no** other chord in D has an endpoint in $A \cup B$.

Lemma 1 Assume T is a marked tree which is the intersection graph for a chord diagram D , and v is a vertex in T . Further assume that T has at least one marked vertex. Then a bough of v is light if and only if the corresponding chords are a share in D .

PROOF: Recall that trees are *connected* graphs. We will first assume that the chords corresponding to the vertices in a bough H of v form a share S in D , and show that H is light. We will show that any marked vertex in H must be adjacent to v . Working by contradiction, assume w is a marked vertex in H which is not adjacent to v . Since S is a share, all endpoints of the chords in S lie on two arcs A and B . Since the chord corresponding to w (which we will also call w) has an endpoint on each component of the chord diagram, we may assume that A and B lie on different components, and w has one endpoint in each. Since v is *not* in S , it has no endpoints in A or B . Since v and w are not adjacent, the endpoints of v must be either both above or both below the endpoints of w . In this case, the endpoints of v are both above or both below *any* endpoint in $A \cup B$, so v is not adjacent to any vertex in H (since the directed edges in an intersection graph are counted "mod 2"). But since T is connected, and H is a component of $T \setminus v$, this is a contradiction, and we conclude that any marked vertex in H is adjacent to v .

We still need to show that H has at most one marked vertex. Assume H has two marked vertices, w and u . By the argument above, these are both adjacent to v , so there is a path wvu in T . But, since H is a connected component of $T \setminus v$, there is also a path from w to u in H which does not contain v . Joining these

two paths gives us a cycle in T , which contradicts the assumption that T is a tree, so H can have at most one marked vertex. This proves H is a light bough of v .

Now we assume that H is a light bough of v , and S is the set of chords corresponding to the vertices of H . Since H is connected, and T is a tree, there is a unique vertex w in H which is adjacent to v (otherwise, we will have a cycle as in the last paragraph). w may or may not be marked - in either case, no other vertices of H are marked. Our goal will be to show that we can find minimal arcs A and B containing all the endpoints of chords in S (but not the endpoints of v), and these will be the arcs required for S to be a share. The first step is to show that there exists some pair of arcs containing all the endpoints of chords in S , but not the endpoints of v .

We first consider the case when v is marked. Then v divides each of the two boundary components of the diagram into two pieces (giving a total of four segments), as shown in Figure 3. w connects two of these

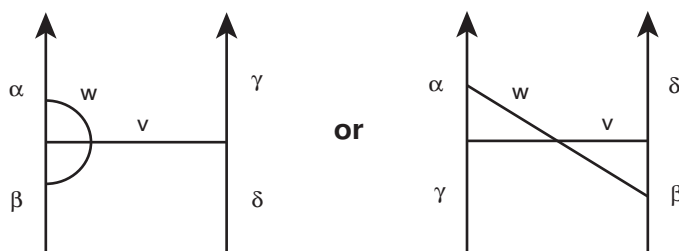


Figure 3: v is marked

four pieces, α and β . Since no other chords in S intersect v , and all other chords in S are unmarked, the other chords in S must have both endpoints in α or both endpoints in β . So α and β are arcs containing all the endpoints of S , but not the endpoints of v .

If v is unmarked, it again divides the two boundary components into four pieces, three on one component and one on the other. Once again, w connects two of these pieces, α and β as shown in Figure 4. If w is

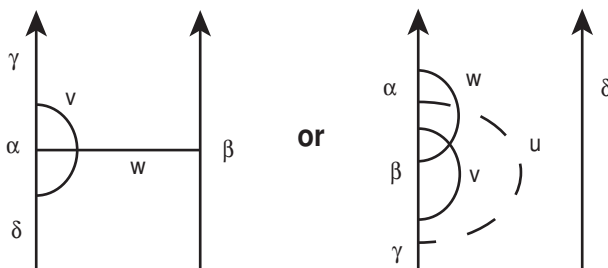


Figure 4: v is unmarked

marked, then once again all chords of S must have both endpoints in α or both in β , and we can take these as the desired arcs. If w is also unmarked, there may be a chord u in S which connects α to one of the other arcs, as shown in Figure 4. But this means there are *no* marked chords in the diagram: any marked chord would have to be connected to v (since the tree T is connected) by a path of chords which would at some point cross u , but this would mean S contains a marked chord, which is impossible. Since our lemma assumes that T has at least one marked vertex, we can discard this case. If there is no such chord u , then we can take the arcs α and β as before.

Now that we know there exists at least one pair of disjoint arcs on the boundary components of the chord diagram which contain all the endpoints of S but not the endpoints of v , let A and B be a *minimal* pair of such arcs - minimal in the sense of containing as few endpoints of chords in T as possible. Now say we have

a chord u which is not in S . First assume that u has one endpoint in $A \cup B$; without loss of generality, we may assume it lies in A . Since $A \cup B$ is minimal, there are endpoints of chords in S both above and below u in A (otherwise we could shrink A to exclude the endpoint of u , giving a smaller arc). Since H is connected, there is a path of chords connecting the endpoints above u to those below u . If the other endpoint of u is not in A , it must cross some chord in this path, but this means that u is in S , a contradiction. So the other endpoint of u must also be in A . By the same argument, any chord intersecting u must have at least one, and hence both, endpoints in A ; in fact, all chords corresponding to vertices in the connected component of T containing u must have both endpoints in A . But since T is connected, this means that, in particular, v has both endpoints in A , a contradiction. We conclude that *only* chords in S have endpoints in $A \cup B$, which shows that S is a share, and completes the proof of the lemma. \square

Note that if the tree T does *not* have any marked vertices, a vertex v may have a light bough which does not correspond to a share, as in Figure 5. However, in this case we are only looking at diagrams on a

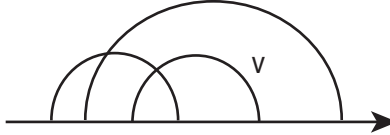


Figure 5: A light bough which is not a share.

single component. Bar-Natan [1] showed that this case is equivalent (modulo the 4-term relation) to chord diagrams on knots, and if we change the bounding components to a circle the boughs *are* shares [4]. Since Chmutov *et al.* [4] have already shown that all unmarked trees are intersection graphs, in this section we restrict our attention to trees with at least one marked vertex.

We now prove a lemma about the structure of trees where every vertex has at most two heavy boughs. We introduce the notion of the *spine* of a tree:

Definition 6 *Say that T is a marked tree. A **spine** of T is a path in T of maximal length such that the first and last vertices in the path are marked. If T has a single marked vertex, that vertex is the spine; if it has no marked vertices the spine is empty.*

Lemma 2 *If T is a marked tree where every vertex has at most two heavy boughs, and S is a spine for T , then every marked vertex in T which is not in S is adjacent to a vertex in the interior (i.e. not one of the endpoints) of S .*

PROOF: Let v be a marked vertex in T which is not in S . Since T is connected, there is a path P connecting v to some vertex w in S (such that no other vertex on P is in S). Since S has maximal length, w must be an interior vertex of S , or the path $P \cup S$ would be longer than S . Also, P must be no longer than the path from w to either endpoint of S , or we could combine P with one of these paths to get a path between marked vertices longer than S . So if v is not adjacent to w , neither are either of the endpoints of S . But this means that w has three heavy boughs. So v must be adjacent to w , and we can conclude that every marked vertex of T which is not in S is adjacent to an interior vertex of S . \square

PROOF OF THEOREM 1: We first assume that T is an intersection graph, and show that any vertex v has at most two heavy boughs. We work by contradiction - assume v is a vertex with (at least) three heavy boughs; call these boughs C_1, C_2, C_3 . So each C_i contains a marked vertex w_i which is *not* adjacent to v . Since w_1, w_2, w_3 are non-adjacent marked vertices, the corresponding chords must be parallel, as shown in Figure 6. Without loss of generality, we order the chords w_1, w_2, w_3 from top to bottom. Since T is a tree, there is a unique path from w_1 to w_3 , passing through v , and no chord in this path is adjacent to w_2 (since the only chord in the path adjacent to any chord in C_2 is v itself, and v is not adjacent to w_2). But since w_2 separates w_1 and w_3 , *some* chord in the path must cross w_2 , which is a contradiction. So any chord v can have at most two heavy boughs.

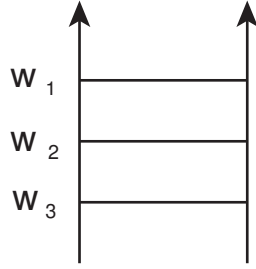


Figure 6: Parallel marked chords.

Now we will assume that any vertex v has at most two heavy boughs, and show that T is an intersection graph. Let S be a spine for T . S is just a path of marked and unmarked vertices, so S is the intersection graph for a chord diagram D , as shown in Figure 7. By Lemma 2, any marked vertex of T is adjacent to an

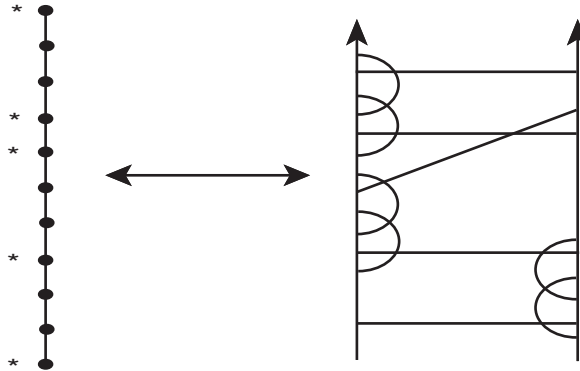


Figure 7: Chord diagram for a path.

interior vertex of S ; let H be the union of S and the other marked vertices of T . Then we can add chords to D to produce a new diagram D' with intersection graph H , as shown in Figure 8. All remaining vertices of T are unmarked. These vertices can be divided into connected components C_i , each of which is adjacent to one vertex of H . Let v_i denote the vertex of C_i which is adjacent to H . By [4], C_i is the intersection graph for a "barbell" chord diagram consisting of the chord corresponding to v_i and a share at either end, as shown in Figure 9. These diagrams can be attached to the desired chords of D' (and any number can be attached to a single chord of D') to obtain a chord diagram with intersection graph T , as in Figure 10. So T is an intersection graph, completing the proof. \square

We now turn our attention from *marked* trees to *labeled* trees, in which the marked vertices are labeled $\{1,2\}$, and the unmarked vertices are labeled either $\{1,1\}$ or $\{2,2\}$, and ask when a labeled tree is an intersection graph. There are two obvious requirements: the underlying marked tree must be an intersection graph (so the tree must satisfy the condition of Theorem 1), and adjacent unmarked vertices must have the same label (since chords on different components of a chord diagram cannot intersect). However, these conditions are not sufficient, as shown by the example in Figure 11. We need to add one more condition, which is given by the following theorem:

Theorem 2 *A labeled tree T is an intersection graph for a chord diagram on two components if and only if it satisfies the following three conditions:*

- *The underlying marked tree is an intersection graph.*

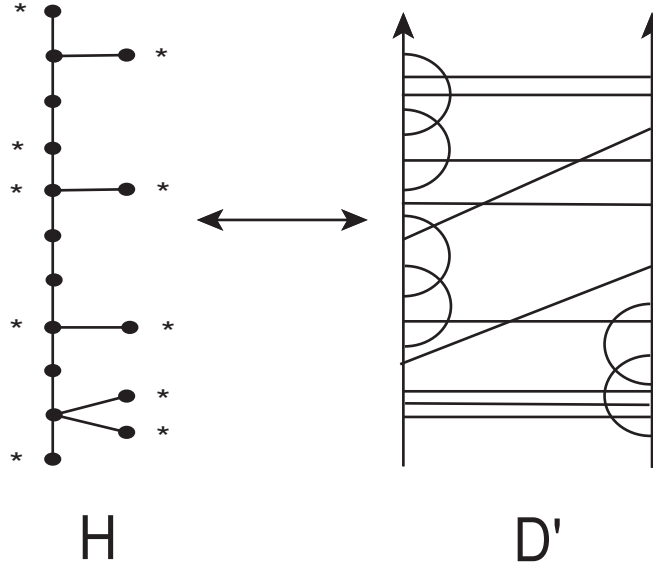


Figure 8: Expanding D to D'

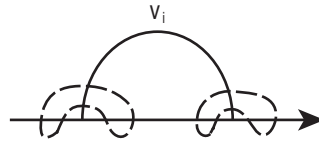


Figure 9: Chord diagram for C_i .

- *Adjacent unmarked vertices have the same label.*
- *If S is a spine of T , and v and w are unmarked vertices in S , then the labels on v and w are the same if and only if there is an even number of marked vertices between them along S .*

PROOF: We first prove the sufficiency. If a labeled tree T satisfies the three conditions, then we can construct a chord diagram with intersection graph T as in Theorem 1. In particular, the third condition allows us to construct a chord diagram for the spine as in Figure 7.

As for the necessity, it is clear that the first two conditions are necessary for T to be an intersection graph. Assume T is an intersection graph for a chord diagram D . Let S be a spine of T , and v and w be two unmarked vertices along S . If there are *no* marked vertices between v and w , then they are connected by a path of unmarked vertices corresponding to chords in the chord diagram with both endpoints on the same component. So all of these chords must be on the same component, and the vertices must have the same label. Now assume there are marked vertices between v and w .

We will first consider the case when all of the marked vertices between v and w along S are consecutive along S . Since the endpoints of the path S are marked vertices, there is a path $m_1U_1vU_2MU_3wU_4m_2$ in S , where m_1 and m_2 are marked vertices, each U_i is a path of unmarked vertices, and $M = x_1x_2\dots x_k$ is a path of k marked vertices. Since T is a tree, m_1 and m_2 are not adjacent to each other or to any of the vertices in M . If $k = 1$, we have the picture in Figure 12 (assuming, without loss of generality, that U_1vU_2 is on component 1). Since the first chord in U_3 does not intersect any chord in U_1vU_2 , it cannot have an endpoint on component 1 between m_1 and x_1 . However, since it intersects x_1 , it must have an endpoint

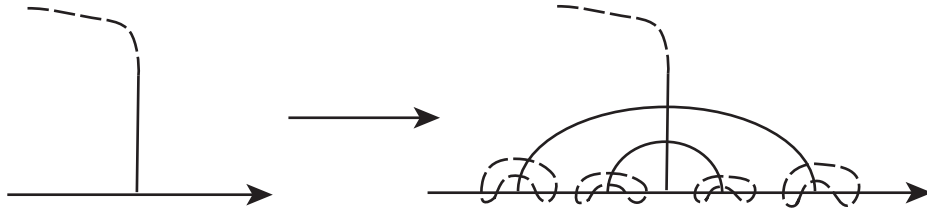


Figure 10: Adding "barbells" to a chord diagram

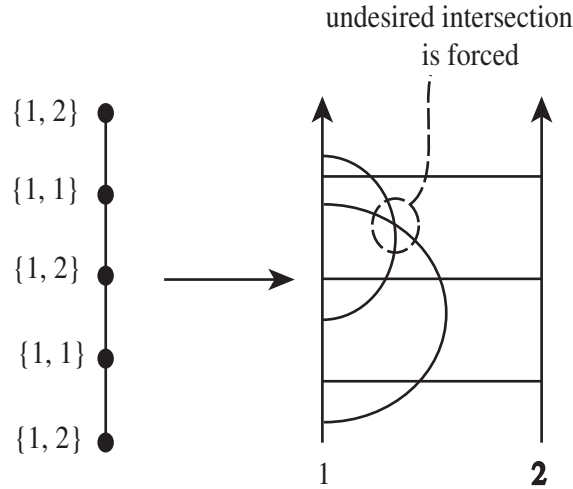


Figure 11: A labeled tree which is not an intersection graph.

on either side of x_1 , and since it does not intersect m_1 , one of these endpoints must lie between x_1 and m_1 . So this chord must have an endpoint on component 2. Since it is unmarked, it will have both endpoints on component 2, so the entire path U_3wU_4 is on component 2, and v and w have different labels.

If $k > 1$, the marked chords will cross each other as in Figure 13, which shows examples when k is even or odd. This arrangement is forced by the fact that each of the marked vertices is only adjacent to the ones immediately before and after it in the path M . The first chord of U_3 must intersect x_k on the same side of x_{k-1} as m_2 . If k is odd, this means that the chords in U_3wU_4 will be on component 2; if k is even, they will lie on component 1. So v and w will have the same label if and only if k is even.

If the marked chords between v and w are not all consecutive, we can apply the argument above to each consecutive grouping. The labels of v and w will be the same if and only if the labels switch an even number of times, i.e. if there are an even number of stretches of marked vertices of odd length, which will happen exactly when the total number of marked chords in between v and w is even. This completes the proof. \square

3.2 Diagrams with more than 2 components.

Surprisingly, the directed trees which are intersection graphs for string link chord diagrams with more than 2 components is somewhat simpler than for diagrams with two components - we no longer need to consider heavy boughs. We will consider *connected* chord diagrams, meaning that we cannot separate the components into two nonempty sets so that all chords are between components in the same set. Our goal in this section is to prove the following theorem:

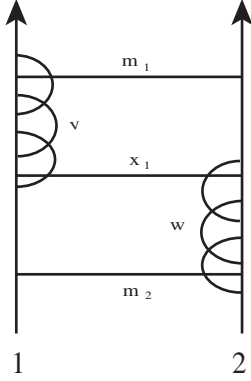


Figure 12: v and w separated by one marked chord.

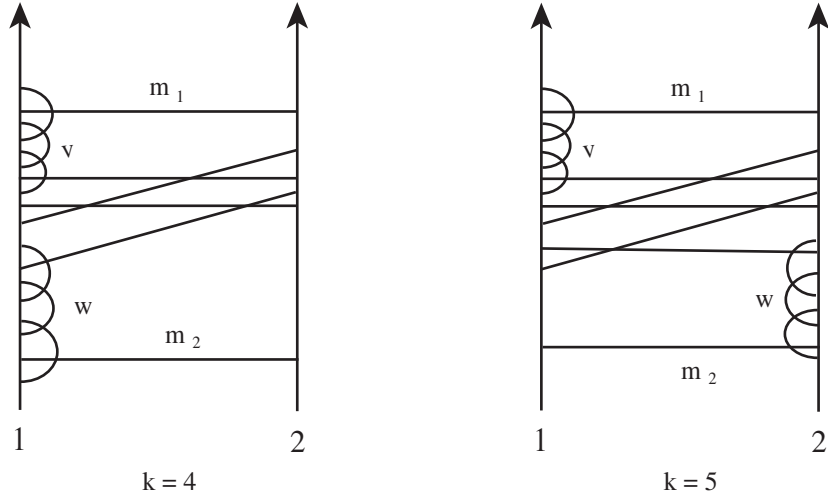


Figure 13: v and w separated by odd or even number of marked chords.

Theorem 3 Let T be a connected, labeled directed tree with n colors (so each vertex has a label $\{i, j\}$, where $1 \leq i, j \leq n$). Let $m_{i,j}$ denote the number of vertices with label $\{i, j\}$. Then T is an intersection graph for a connected chord diagram on n components if and only if the following conditions are met (possibly after relabeling the tree by a permutation of $1, \dots, n$):

1. The labels of adjacent vertices must have at least one color in common.
2. T is semisymmetric (see Definition 3).
3. If v has label $\{i, j\}$ and w has label $\{i, k\}$, where i, j and k are all distinct, then there is a directed edge between v and w .
4. $m_{i,j} = 0$ if $|i - j| > 1$.
5. $m_{i,i+1} = 1$ for $2 \leq i \leq n - 2$, $m_{1,2} \geq 1$ and $m_{n-1,n} \geq 1$.
6. No two marked vertices are connected by a path of undirected edges.

REMARK: It is not intuitive that the theorem for many components should be simpler than that for two components - why could we not augment a 2-component chord diagram to a 3-component diagram by adding an additional component with a single chord connecting it to the previous diagram? The problem is that if the original diagram had a heavy bough (and so two marked chords connected by a path of unmarked chords), then the new diagram would not be a tree diagram (since the new chord would be adjacent to both of the marked chords in the heavy bough, completing a cycle). So heavy boughs are no longer permitted (this is one effect of Condition 6), and the diagrams are simpler.

PROOF: We will maintain the convention of the previous section, and refer to a vertex as *marked* if it is labeled by two separate colors and *unmarked* if it is labeled by only one color. We will first show that these conditions are all necessary. Assume that a tree T is an intersection graph for a connected string link chord diagram D . Condition 1 is obvious, since two chords cannot intersect (in the sense of Definition 2) unless they have at least one endpoint on the same component. Conditions 2 and 3 are consequences of the discussion at the end of Section 2.2.

To show the necessity of Condition 4, we will use the *connection graph* of the diagram D .

Definition 7 Given a string link chord diagram D with n components (labeled $1, 2, \dots, n$), the **connection graph** of D is the graph $C(D)$ with n vertices (labeled $1, 2, \dots, n$) where vertices i and j are adjacent in $C(D)$ if and only if there is a chord connecting components i and j in D .

We first observe that if $T = \Gamma(D)$ is a tree, then so is $C(D)$. If there is a cycle $i_1 i_2 \dots i_k$ in $C(D)$, then there are chords in D connecting components i_1 and i_2 , i_2 and i_3, \dots, i_k and i_1 . So T has vertices labeled $\{i_1, i_2\}, \{i_2, i_3\}, \dots, \{i_{k-1}, i_k\}, \{i_k, i_1\}$. Call these vertices v_1, \dots, v_k . Then, by Condition 3, each v_i is adjacent to v_{i+1} (and v_k is adjacent to v_1), so there is a cycle $v_1 v_2 \dots v_k$ in T . This is impossible, since T is a tree, so $C(D)$ must also be a tree.

Since D is a connected diagram, every vertex of $C(D)$ has degree at least one. Moreover, no vertex of $C(D)$ can have degree greater than two. Otherwise, there would be a vertex i in $C(D)$ adjacent to three other vertices j, k, l . So there would be three chords in D with one endpoint on component i and the other on component j, k, l (respectively). This means there are corresponding vertices in $T = \Gamma(D)$ with labels $\{i, j\}, \{i, k\}$ and $\{i, l\}$. By Condition 3, these three vertices are all adjacent to each other, meaning that T will have a 3-cycle. Since T is a tree, this is impossible.

So $C(D)$ is a connected tree where every vertex has degree at most two; this means that $C(D)$ is a path. Starting at one end of the path, we renumber the vertices (and hence the components of D) from 1 to n . We will now have no chords between components i and j in D if $|i - j| > 1$, which means $m_{i,j} = 0$, giving us Condition 4. Moreover, we have that $m_{i,i+1} \geq 1$ for $1 \leq i \leq n - 1$.

For the fifth condition, assume that $m_{i,i+1} > 1$ for some i with $2 \leq i \leq n - 2$. So T will have at least two vertices v and w labeled $\{i, i + 1\}$. Since $m_{i-1,i} \geq 1$ and $m_{i+1,i+2} \geq 1$, we also have vertices s and t labeled $\{i - 1, i\}$ and $\{i + 1, i + 2\}$, respectively. By Condition 3, s and t are both adjacent to both v and w , so we have a cycle $svtw$ in T . Since T is a tree, this is impossible, so $m_{i,i+1} = 1$ for $2 \leq i \leq n - 2$, giving us Condition 5.

For the final condition, assume that two marked vertices v and w are connected by an undirected path $vu_1 u_2 \dots u_r w$ ($r \geq 1$ by Condition 3). Then all the unmarked vertices in the path have the same label, say $\{i, i\}$, which is one of the labels of v and w . If v and w share only one label, there is also a directed edge between them, giving a cycle in the graph T . Since T is a tree, this is impossible, so v and w must share both their labels, $\{i, i \pm 1\}$. By Condition 5, this label is either $\{1, 2\}$ or $\{n - 1, n\}$. Without loss of generality, assume the label is $\{1, 2\}$. Then there is a vertex x labeled $\{2, 3\}$ which is adjacent to both v and w by directed edges, giving a cycle $vu_1 u_2 \dots u_r wxv$ in T . Again, since T is a tree, this is impossible, which proves the final condition. So any tree that is an intersection graph will satisfy the six conditions of the theorem.

It remains to show that these six conditions are sufficient. Let T be a connected, labeled directed tree with n colors which satisfies the conditions of the theorem. If necessary, relabel the vertices so Conditions 4 and 5 are satisfied. We first consider the subgraph S of T induced by the marked vertices; S will still be connected by Conditions 3 and 5. We will first construct a chord diagram with intersection graph S . Begin with an empty chord diagram with n components (all oriented upwards). Add $m_{1,2}$ parallel chords between

components 1 and 2. (Note that no two vertices labeled $\{1, 2\}$ are adjacent, or they would form a 3-cycle with the unique, by Condition 5, vertex with label $\{2, 3\}$.) If v is the unique vertex in S with label $\{2, 3\}$, there are k vertices labeled $\{1, 2\}$ with an edge directed *towards* v , and $m_{1,2} - k$ such vertices with an edge directed *away* from v . Place a chord between components 2 and 3 so that the endpoint on component 2 is above k of the chords between components 1 and 2, and below the rest. We now place a chord between components 3 and 4, which is above or below the chord between components 2 and 3 depending on the direction of the edge in S . This corresponds to the unique (by Condition 5) vertex in S with label $\{3, 4\}$. Continue in this way through all the components, finally putting $m_{n-1,n}$ parallel chords between components $n - 1$ and n . The result is a chord diagram with intersection graph S . See Figure 14 for an example. Now we simply

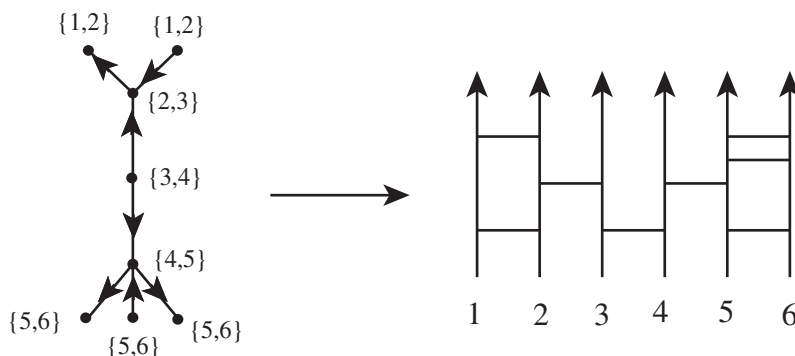


Figure 14: A chord diagram with intersection graph S

need to add chords corresponding to the unmarked vertices in T . By Condition 6, no marked vertices are connected by paths of unmarked vertices. So the unmarked "branches" of the tree correspond to "barbell" chord diagrams, as in Figure 9, and these diagrams can be attached to the chord diagram for S as in Figure 10. The result is a chord diagram with intersection graph T , which completes the proof of Theorem 3. \square

References

- [1] D. Bar-Natan, On the Vassiliev Knot Invariants, *Topology* **34**, No. 2, pp. 423-472, 1995
- [2] D. Bar-Natan and S. Garoufalidis, On the Melvin-Morton-Rozansky Conjecture, *Invent. Math.* 125, pp. 103-133, 1996
- [3] A. Bouchet, Circle Graph Obstructions, *J. Comb. Theory, Series B*, **60**, p. 107-144, 1994
- [4] S. V. Chmutov, S.V. Duzhin, and S. K. Lando, Vassiliev Knot Invariants I, II, III, *Advances in Soviet Mathematics* **21**, pp. 117-145, 1994
- [5] M. Kontsevich, Vassiliev's knot invariants, *Advances in Soviet Mathematics* **16**, Part 2, pp. 137-150, 1993
- [6] S. Lando, On a Hopf algebra in graph theory, *J. Comb. Theory, Series B*, **80**, p. 104-121, 2000
- [7] B. Mellor, The Intersection Graph Conjecture for Loop Diagrams, *J. of Knot Theory and its Ramifications* **9**, No. 2, 2000
- [8] B. Mellor, A few weight systems arising from intersection graphs, *Michigan Math. J.*, Vol. 51, No. 3, pp. 509-536, 2003. Also see arXiv:math.GT/0004080
- [9] B. Mellor, Intersection Graphs for String Links, to appear in *J. of Knot Theory and its Ramifications*, 2004, arXiv:math.GT/0312347
- [10] T.A. McKee and F.R. McMorris, *Topics in Intersection Graph Theory*, SIAM, Philadelphia, 1999