

# KNOT POLYNOMIALS AND GENERALIZED MUTATION

R.P.ANSTEE

Mathematics Department, University of British Columbia  
121-1984 Mathematics Road, Vancouver, BC, Canada, V6T1Y4

J.H. PRZYTYCKI

Warsaw University, Warsaw, Poland

D.ROLFSEN

University of British Columbia  
121-1984 Mathematics Road, Vancouver, BC, Canada, V6T1Y4

## Abstract

The motivation for this work was to construct a nontrivial knot with trivial Jones polynomial. Although that open problem has not yielded, the methods are useful for other problems in the theory of knot polynomials. The subject of the present paper is a generalization of Conway's mutation of knots and links. Instead of flipping a 2-strand tangle, one flips a many-string tangle to produce a generalized mutant. In the presence of rotational symmetry in that tangle, the result is called a "rotant". We show that if a rotant is sufficiently simple, then its Jones polynomial agrees with that of the original link. As an application, this provides a method of generating many examples of links with the same Jones polynomial, but different Alexander polynomials. Various other knot polynomials, as well as signature, are also invariant under such moves, if one imposes more stringent conditions upon the symmetries. Applications are also given to polynomials of satellites and symmetric knots.

AMS(MOS)Subj.Class.: 57M25

link polynomial, signature, Jones polynomial, mutant, knot, link, skein

# 1 Rotors and rotants

The reader is assumed to be somewhat familiar with classical knot theory, standard references being [3, 5, 23] but with [11, 13, 9, 17] the most relevant to what we are discussing. For the reader's convenience, the defining axioms for those knot polynomials which we consider are recalled in Section 2. The ideas of tangle and of mutation of knots and links were introduced by Conway [4]. Mutation of a link is achieved by locating a tangle, with two inputs and two outputs, and flipping the tangle over like a pancake, or rotating it  $180^\circ$ , as in Fig.1. Mutants can thus be formed in three ways; see [17] for a precise definition.

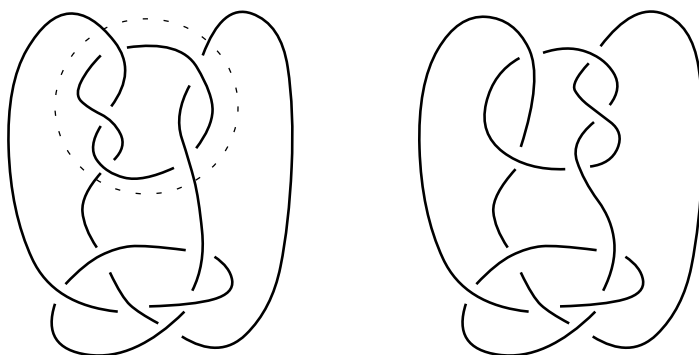


Fig.1. Famous mutants: the Conway and Kinoshita-Terasaka knots.

The generalization of mutation which we consider here was inspired by the relation between the Jones polynomial of links and the Tutte dichromate polynomial for graphs [12, 13, 24], together with the “rotor theorem” for the Tutte polynomial [2, 25, 26].

Consider a planar projection  $L$  of a classical link. If  $B$  is a disk whose boundary is transverse to  $L$ , then  $R = L \cap B$  is called a tangle. For our discussion, it will be convenient to picture  $B$  as a metrically regular  $n$ -gon,  $n \geq 3$ , and  $L$  is assumed to intersect the boundary of  $B$  in exactly two points on each face, arranged symmetrically as in Fig.2. We call  $R$  a *rotor* or  $n$ -*rotor*, if  $R$  is (setwise) invariant under the rigid rotation  $\rho : B \rightarrow B$  by angle  $2\pi/n$  around the center of  $B$ ; the sense of overcrossings must also be respected. Following Tutte, we call the tangle  $S$  complementary to  $R$  in

$L$  a *stator*; thus  $L = S \cup R$ . Now consider a line passing through the center of  $B$  and either a corner or midpoint of an edge. Let  $\mu : B \rightarrow B$  be a  $\pi$ -rotation (through the third dimension) with that line as axis. Thus  $\rho$  and  $\mu$  generate the dihedral group of symmetries of  $B$ . Although the boundary of the rotor enjoys full dihedral symmetry, we do not assume the rotor does – indeed that would be an uninteresting case in what follows. Then  $\mu R$  is a tangle with the same boundary as  $R$ . The crossings behave as if they were rigidly 3-dimensional; that is a strand which passes over another will pass under, in the diagram, after being flipped by  $\mu$ . The generalized mutant  $L' = S \cup \mu R$  will be called a *rotant* or *n-rotant* of the link  $L$ . It is easy to see that  $L$  and its rotant  $L'$  have the same number of components (in fact, if two points of the boundary of  $R$  are connected by a strand of  $R$ , then they are also connected by a strand of  $\mu R$ ). Also, the choice of axis is irrelevant, and if one flips the stator instead of the rotor, the result is the same, up to ambient isotopy (even balanced isotopy, c.f. Lemma 2.1).

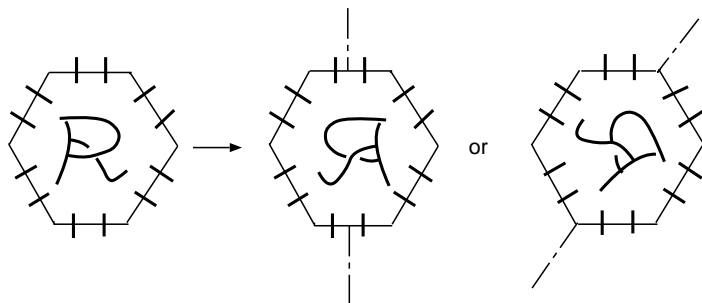


Fig.2. Allowable (and equivalent) flips to form a rotant.

So far we have made no assumptions about orientations, but if  $L$  is considered as an *oriented* link we may require that  $\rho$  either preserves all string orientations or reverses them all. It follows that  $\mu$  either takes all inputs of the rotor to inputs or else carries all inputs to outputs. The *oriented rotant*  $L'$  is oriented by the original orientation of the stator, whereas all the strings of the rotor (besides getting flipped by  $\mu$ ) keep or reverse their orientation according as  $\mu$  preserves or reverses the sense of all in/outputs. We allow the possibility of closed strings in the rotor, and reverse their orientations as well in the latter case (see Fig. 3.).

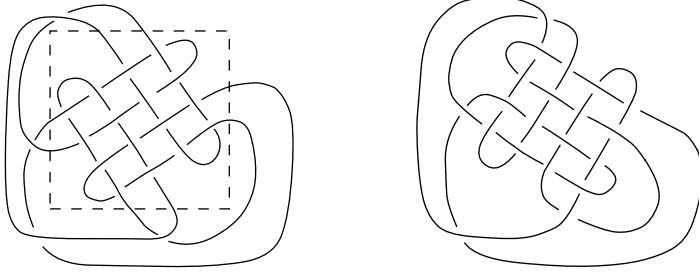


Fig.3. A (non-oriented) rotor in link  $L$ , and the rotant  $L'$ .

**1.1. Example.** As we can see from an example of Bleiler, Fig.4, certain conceivable flip must be disallowed if we are to prove any sort of polynomial invariance, namely those obtained by flipping on an axis passing through two boundary points. In this example, such a move transforms a trivial knot into a nontrivially linked set of three trefoils. Note that our definition of rotant rules this out. It also disallows mirror reflection of  $R$ .

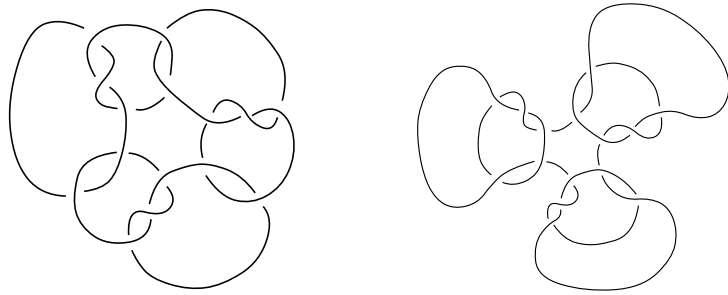


Fig.4. These are not rotants of each other.

## 2 Link polynomials and resolving trees

To fix notation and define the notion of isomorphism of resolving trees we recall some of the recently discovered link-theoretic polynomials. First we remind the reader that the relation of *ambient isotopy* (between link projections) is generated by the three Reidemeister moves  $R1$ ,  $R2$ ,  $R3$  of Fig.5. The two moves  $R2$  and  $R3$  generate the more restrictive relation that Kauffman named *regular isotopy*. It will be natural for us to

consider an intermediate relation, which we will call *balanced isotopy*, generated by moves  $R2$ ,  $R3$  and  $BR1$ , the “balanced” move which introduces or deletes an opposite pair of curls, either in the same or in different components of a link.

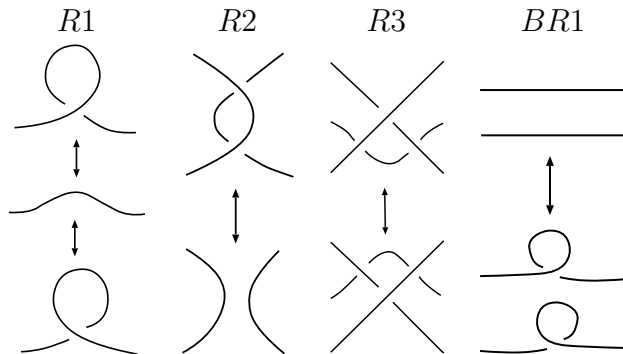


Fig.5. Reidemeister moves.

It is not difficult to verify that two oriented link diagrams  $L$  and  $L'$  are balanced isotopic if and only if they are ambient isotopic and  $w(L)=w(L')$ . Here  $w(L)$  is the *planar writhe* defined by taking the algebraic sum of the crossings, counting  $\nearrow\searrow$  and  $\nwarrow\swarrow$  as  $+1$  and  $-1$ , respectively. For unoriented links  $L$  and  $L'$ , the criterion for ambient isotopy to imply balanced isotopy is that  $sw(L) = sw(L')$ , where the *self writhe*  $sw(L)$  is a similar sum, but counting only crossings involving two strings from the same component (this is independent of how one orients  $L$ ). The following lemma is a direct consequence of these facts.

**2.1.Lemma.** *Suppose  $L$  is a link diagram, corresponding (say) to the projection of a link in the  $\{x,y,z\}$ -space into the plane  $z=0$ . Apply the flip  $(x,y,z) \rightarrow (-x,y,-z)$  and let  $\mu L$  denote the projection of the resulting link. Then  $L$  and  $\mu L$  are balanced isotopic.*

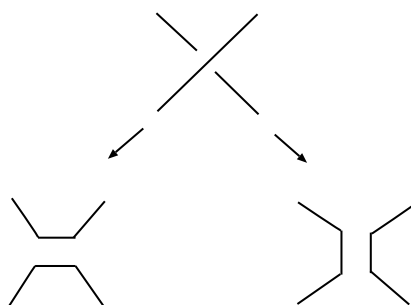
Perhaps the simplest of the new polynomials is the Kauffman *bracket*  $\langle L \rangle(A) \in \mathbb{Z}[A^{\pm}]$  defined for unoriented link diagrams  $L$ , with defining relations, as in [12]:

$$\langle \times \rangle = A \langle \searrow \swarrow \rangle + A^{-1} \langle \swarrow \searrow \rangle, \quad \langle O \cup K \rangle = (-A^2 - A^{-2}) \langle K \rangle, \quad \langle O \rangle = 1. \quad (2.1)$$

Here the symbols  $\times$ ,  $\searrow \swarrow$  and  $\swarrow \searrow$  stand for links which look like that in a neighborhood of a point and are identical elsewhere,  $O$  is a curve in the diagram with no crossing points

and  $\cup$  is disjoint union. The bracket polynomial is an invariant of regular isotopy and, in fact, of balanced isotopy.

Calculation of  $\langle L \rangle$  for an unoriented link diagram may be accomplished inductively, using the first equation of (2.1) at a crossing to express  $\langle L \rangle$  in terms of the bracket polynomial of two simpler link diagrams. The calculation may be recorded by a binary tree, which we will call a *bracket resolving tree*. Each node of the tree corresponds to a link diagram, and if it has successors they stand in the relation:



The terminal nodes are the *leaves* of the tree. One may always build a bracket resolving tree whose leaves have no crossings, but we do not require this. Two bracket resolving trees will be called *isomorphic* if

- (1) they are isomorphic as binary trees,
- (2) for each non-terminal node which, with its two successors stand in the relation  $\times$ ,  $\succ$  and  $\succleftarrow$ , the corresponding nodes under the isomorphism stand in the same relation, and
- (3) the corresponding leaves under the isomorphism represent link diagrams which are *balanced* isotopic.

One can then define an invariant of unoriented links under ambient isotopy by the formula

$$\underline{f}_L(A) = (-A)^{-3\text{sw}(L)} \langle L \rangle.$$

Alternatively one can form an invariant of oriented links under ambient isotopy: orient the link and define

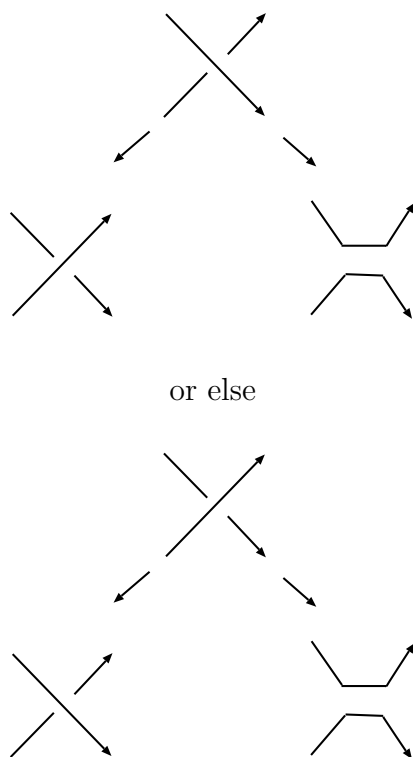
$$f_L(A) = (-A)^{-3\text{w}(L)} \langle L \rangle.$$

This is a version of the Jones polynomial [11, 13]:  $V_L(t) = f_L(t^{-1/4})$ .

The several-variable *skein* polynomial (also called HOMFLY, FLYPMOTH, twisted Alexander, Jones-Conway, generalized Jones, etc.) has several equivalent versions, as in [6, 22]. We use Hoste's notation [9]. A (Laurent) polynomial  $P_L(x, y, z)$ , for each *oriented* link  $L$  is defined by the equations :

$$xP_{\times} + yP_{\times} + zP_{\smile} = 0 \text{ and } P_{\text{unknot}} = 1. \quad (2.2)$$

The Lickorish-Millett polynomial  $P_L(l, m)$  [17] is related by the substitution  $x = l, y = l^{-1}, z = m$ . As above, one can compute  $P_L$  for an oriented diagram by a binary calculation tree which we will call a *skein resolving tree*. Each non-terminal node, with its two successors, stands in the relation



and a skein tree isomorphism is assumed to preserve such relations.

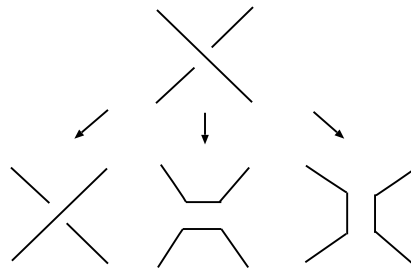
Finally, the leaves, under an isomorphism, are assumed to be ambient isotopic as oriented link diagrams. Skein equivalence, as exposited in [17], is the equivalence relation of oriented links generated by isomorphism of skein trees. It is an open question whether skein equivalent links actually have isomorphic skein resolving trees.

Now we turn to the *Kauffman* 2-variable polynomial,  $\Lambda_L(a, x)$  [13], defined for unoriented link diagrams by the axioms:

$$\begin{aligned} \Lambda_{\times} + \Lambda_{\times} &= x\Lambda_{\succ} + x\Lambda_{\prec}, \\ \Lambda_{\oslash} &= a\Lambda_{\wedge}, \quad \Lambda_{\oslash} = a^{-1}\Lambda_{\vee}, \quad \Lambda_{\circ} = 1. \end{aligned} \tag{2.3}$$

$\Lambda$  is invariant under balanced isotopy.

A *Kauffman resolving tree* is a ternary tree such that each node which is not a leaf stands, with its three successors, in the relation:



An isomorphism of Kauffman trees must respect this relation. (Note that confusing the sequence  $\times, \times, \succ, \prec$  with  $\times, \times, \prec, \succ$  would not affect the calculation of  $\Lambda$ . Nevertheless, we do not permit this in the definition since our results actually ensure the stronger notion of isomorphism.) The diagrams associated with corresponding leaves, under an isomorphism, are assumed to be related by *balanced* isotopy.

The Kauffman invariant of ambient isotopy is defined by giving  $L$  an orientation and defining

$$F_L(a, x) = a^{-w(L)} \Lambda_L(a, x).$$

As above one can define a similar invariant for unoriented links by

$$\underline{F}_L(a, x) = a^{-sw(L)} \Lambda_L(a, x).$$

(Our results regarding  $f$  and  $F$  have corresponding versions for  $\underline{f}$  and  $\underline{F}$  which we omit in the interest of simplicity.) The predecessor of Kauffman's polynomial is the polynomial of Brandt-Lickorish-Millett [1] and Ho [8], which is just  $Q_L(x) = F_L(1, x) = \Lambda_L(1, x)$ . It does not depend on orientation. Finally, we remind the reader that the Conway and Alexander polynomials are, respectively,  $\nabla_L(z) = P_L(1, -1, z)$  and  $\Delta_L(t) = \nabla_L(t^{1/2} - t^{-1/2})$ , and the Jones polynomial satisfies  $V_L(t) = P_L(t^{-1}, -t, t^{-1/2} - t^{1/2}) = F_L(t^{-3/4}, -t^{1/4} - t^{-1/4})$ . See [14 or 13] for details.



### 3 Main results

**3.1. Theorem.** *Suppose  $n \leq 5$ . If the link  $L'$  is an  $n$ -rotant of  $L$ , then they have isomorphic bracket resolving trees and hence have the same Kauffman bracket (and, in the case of knots, equal Murasugi signatures). If they are oriented  $n$ -rotants, they also have the same Jones polynomial.*

**3.2. Theorem.** *If  $n \leq 4$  and  $L'$  is an oriented  $n$ -rotant of  $L$ , then they have isomorphic skein resolving trees, so  $P_L(x, y, z) = P_{L'}(x, y, z)$  and their Alexander, Conway and Jones polynomials also agree.*

**3.3. Theorem.** *If  $L'$  is a 3-rotant of  $L$ , then they have isomorphic Kauffman resolving trees and  $\Lambda_L(a, x) = \Lambda_{L'}(a, x)$ . If they are oriented 3-rotants, then also they have the same Kauffman polynomials:  $F_L(a, x) = F_{L'}(a, x)$ .*

Before proving the theorems, we should point out possible application in connection with questions which are (at this writing) still open.

**3.4. Question.** Is there a nontrivial knot with trivial Jones polynomial? More generally, is there a nontrivial link whose Jones polynomial equals that of an unlink?<sup>1</sup>

An affirmative answer would be implied by one for the following, for  $n \leq 5$ .

---

<sup>1</sup>Added for e-print: The question for knots remains open. For links there are examples of nontrivial links whose Jones polynomial equals that of an unlink: M.B.Thistlethwaite, Links with trivial Jones polynomial, *J. Knot Theory and its Ramifications* 10(4), 2001, 641-643. S.Eliahou, L.H.Kauffman and M.B.Thistlethwaite, Infinite families of links with trivial Jones polynomial, *Topology*, 42 (2003) 155-169.

**3.5. Question.** Does the unknot (unlink) have an  $n$ -rotant which is knotted (non-trivially linked)?

In fact, if there is a nontrivial 3-rotant of an unknot, there are infinitely many different prime knots with trivial Jones polynomial (see Remark 4.6). Similarly, one might hope to find, via a rotant of an unknot, a method of finding nontrivial knots with trivial  $P, Q$  or  $F$  polynomial.

**Proof of Theorem 3.1.** Consider bracket resolving trees for  $L$  and  $L'$ , in which one eliminates only crossings of the stator, without altering the rotor tangle. Clearly the trees are isomorphic except possibly for the leaves, which correspond to links in which the stator has no crossings. For  $n = 5$ , there are just the ten possibilities of Fig.6, up to rotation. Each has an axis of symmetry, and so we see that, in the leaves, forming the rotant changes corresponding links by a rigid  $180^\circ$  rotation through space. But such links are balanced isotopic, by Lemma 2.1. The cases  $n \leq 4$  are similar and left to the reader. The second part of Theorem 3.1 follows, since the writhe is also unchanged by forming an oriented rotant. Finally, [21, Theorem 4.5] implies that if two knots have isomorphic bracket resolving trees, then they have the same signature.

□

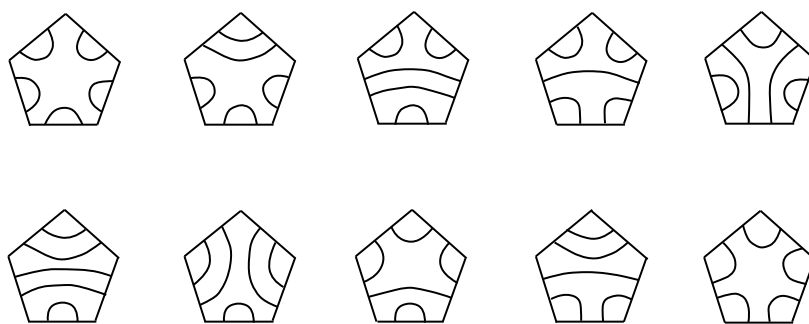


Fig.6. The possible leaf stators in Theorem 3.1.

**Proof of Theorem 3.2 and 3.3.** One may argue analogously to the proof of Theorem 3.1, but for variety we will prove Theorem 3.2 using the point of view of skein theory, as elaborated in [17]. Consider  $n = 4$ . For a fixed 4-rotor  $R$ , the function  $S \rightarrow (R \cup S) - (\mu R \cup S)$  defines a linear mapping  $\mathcal{L}(\mathcal{R}_4) \rightarrow \mathcal{L}(S^3)$  from the linear skein module of the room  $\mathcal{R}_4$  of Fig.7 into the linear skein module of  $S^3$ . Under any choice of 4 inputs and 4 outputs,  $\mathcal{L}(\mathcal{R}_4)$  is generated by  $4! = 24$  “standard” tangles and all have an axis of symmetry, except a few which, up to dihedral symmetry, are of five types shown in Fig.7. However, it is easy to check that none of these can occur as stator with an oriented rotor. Thus, the linear function vanishes on a set of generators for the linear skein of stators  $S$  compatible with an oriented  $R$ , hence is identically zero there, proving Theorem 3.2. To prove Theorem 3.3 one only need to note that all the generators of the “unoriented skein” theory of  $\mathcal{R}_3$  may be chosen with axis of symmetry.  $\square$



Fig.7. Rooms  $\mathcal{R}_3, \mathcal{R}_4$  and asymmetric generators for  $\mathcal{L}(\mathcal{R}_4)$ .

**3.6. Example.** The 4-rotants  $L$  and  $L'$  of Fig. 3 have the same Jones polynomials:

$$V_L(t) = V_{L'}(t) = -6t^{-7} + 29t^{-6} - 84t^{-5} + 178t^{-4} - 298t^{-3} + 422t^{-2} - 514t^{-1} + 550 - 522t + 435t^2 - 314t^3 + 192t^4 - 94t^5 + 34t^6 - 8t^7 + t^8.$$

Their skein polynomials are quite different. Note that they are not oriented rotants, else by Theorem 3.2 the skein polynomials would agree. Even their Alexander and Conway polynomials disagree, the latter being

$$\nabla_L(z) = 1 - 2z^4 - 10z^6 - 8z^8 - 5z^{10},$$

and

$$\nabla_{L'}(z) = 1 - 10z^4 - 8z^6 + 5z^8 + 6z^{10} + 2z^{12}.$$

## 4 Satellites, double rotors and further results

For certain types of rotors, one can improve upon the above results. An  $n$ -rotor  $R$  is called *cup-trivial* if, after replacing an adjacent pair of boundary points by a “cup”, the resulting tangle is isotopic (rel boundary) to a trivial tangle, as shown in Fig.8. (Additional trivial components are allowed.)

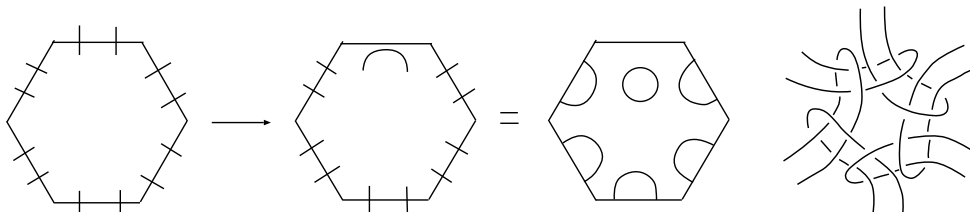


Fig.8. Cup-trivial rotor, and an example.

**4.1. Theorem.** *Suppose  $L$  is an unoriented link diagram with a cup-trivial  $n$ -rotor, and let  $L'$  be its corresponding rotant. Then*

- (a) *for  $n \leq 7$ ,  $L$  and  $L'$  have isomorphic bracket resolving trees and  $\langle L \rangle = \langle L' \rangle$ , and*
- (b) *if the rotor is oriented and  $n \leq 5$ ,  $L$  and  $L'$  have isomorphic skein trees and consequently  $P_L = P_{L'}$ .*

**Proof.** Construct, as usual, resolving trees for  $L$  and  $L'$  changing only the common stator part. Then, in the leaves of the trees we see that each stator either has a “cup” or an axis of symmetry. (The rather lengthy case-checking is left to the diligent reader.) In either case we conclude that they have isomorphic computation trees.  $\square$

A link diagram  $L$  which contains an  $n$ -rotor  $R$  such that the stator  $S$  is also an  $n$ -rotor is called a *double  $n$ -rotor*. A *generalized  $n$ -rotor of type  $k$*  is defined in the same way as an  $n$ -rotor, except that one has  $2k$  boundary points on each of the  $n$  lateral faces, as in Fig.9. If two generalized  $n$ -rotors (of the same type) are put together, the resulting link diagram will be called a *generalized double  $n$ -rotor*.

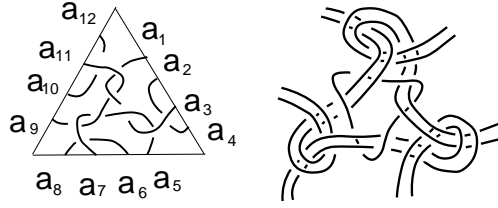


Fig.9. A generalized 3-rotor of type 2 and a parallel one.

**4.2.Theorem.** *Let  $n$  be an arbitrary positive integer and let  $n^* = p_1 \cdots p_k$ , where  $n = p_1^{a_1} \cdots p_k^{a_k}$  is written as product of powers of distinct primes.*

(a) *Suppose  $L$  is a generalized double  $n$ -rotor and  $L'$  is its rotant. Then if one reduces coefficients modulo  $n^*$ , their Kauffman brackets agree:*

$$\langle L \rangle(A) \equiv \langle L' \rangle(A) \pmod{n^*}.$$

(b) *If  $L$  is a double  $n$ -rotor and  $L'$  its rotant, then*

$$\Lambda_L(a, x) \equiv \Lambda_{L'}(a, x) \pmod{n^*},$$

*and consequently*

$$Q_L(x) \equiv Q_{L'}(x) \pmod{n^*}.$$

(c) *If  $L$  is an oriented double  $n$ -rotor and  $L'$  its oriented rotant, then*

$$P_L(x, y, z) \equiv P_{L'}(x, y, z) \pmod{n^*},$$

*and*

$$F_L(a, x) \equiv F_{L'}(a, x) \pmod{n^*},$$

*and therefore their Alexander, Conway and Jones polynomials also agree, modulo  $n^*$ .*

**Sketch of the proof.** It is enough to prove the theorem for  $n = p$ , a prime. Following an observation of Murasugi [19], in a calculation tree any asymmetric link which appears, actually appears  $p$  times and so the total contribution of such terms disappears when considering coefficients modulo  $p$ . Then one constructs a “symmetric” calculation tree by altering crossings of the stator (which is itself a rotor) equivariantly until in each of the leaves the stator has axis symmetry.

We now turn to the question of satellites, to obtain results for cables of certain rotants, analogous to those of [16, 18, 21] for cables of mutants.

**4.3. Definition.** Consider a generalized 3-rotor of type 2 and label the boundary points consecutively  $a_1, \dots, a_{12}$  as in Fig.9. Call it *parallel* if each pair  $a_{2i-1}, a_{2i}$  is connected to a pair  $a_{2j-1}, a_{2j}$  by parallel strands. More precisely, these strands are assumed to be the boundary of three disjoint bands in the diagram. Moreover, we assume the bands are untwisted, in the sense of being “flat”, i.e. immersed in the projection plane. (As twists can be pushed into the stator, we are really assuming they are equally twisted.) Other closed curves are allowed, as long as they do not intersect the bands.

**4.4. Theorem.** *Let  $L$  be an unoriented link diagram composed of a parallel generalized 3-rotor of type 2 (as described above) and an arbitrary stator  $S$ , and let  $L'$  be the corresponding rotant of  $L$ . Then  $L$  and  $L'$  have isomorphic bracket resolving trees and  $\langle L \rangle = \langle L' \rangle$ .*

**Proof.** As usual, build the bracket resolving trees for  $L$  and  $L'$  by simultaneously smoothing crossings only in the common stator  $S$ . Now consider a stator part of one of the leaves. If no string of this stator joins a point  $a_{2i-1}$  with  $a_{2i}$ , then one can easily check that this stator has an axis of symmetry and the corresponding leaves of the two trees are equivalent. Now consider the case that  $a_{2i-1}$  is joined with  $a_{2i}$  in a leaf stator (by a cup). Then, using the fact that the rotor  $R$  is parallel, we can simplify the stator essentially by a regular isotopy of the link in that leaf. However this simplification destroys the rotational symmetry of the rotor part. Observe, nevertheless, that if a pair of boundary points is joined to another pair of boundary points by parallel strings in the rotor, then their images under any axis symmetry are likewise joined by parallel strings in the rotor. If after simplifications of the leaf stator, one gets a stator with axis symmetry we are done (the simplified rotor does not depend on whether we used the leaf stator to simplify it or its image under an axis symmetry). We show that this is the case in Fig.10, under assumption that  $a_1$  is joined to  $a_2$  in the leaf stator and  $a_1, a_2$  are joined by parallel strings in the rotor to  $a_{11}, a_{12}$ . Other cases are left to the reader. □

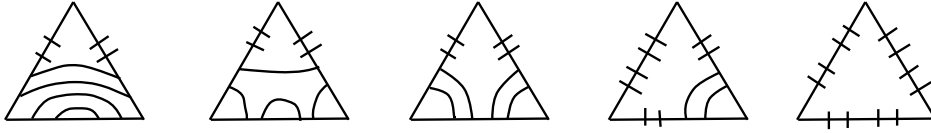


Fig.10. Simplified leaf stators.

**4.5. Corollary.** *Suppose an unoriented link diagram  $K$  has 3-rotant  $K'$ . Suppose further that  $L$  and  $L'$  are satellites, of wrapping number 2 (e.g.  $(2, q)$ -cables or Whitehead doubles) of  $K$  and  $K'$ , respectively (constructed in the same way). Then  $L$  and  $L'$  have isomorphic bracket resolving trees. In particular they have the same Kauffman bracket and their Jones polynomials differ only by a factor  $t^{3r}$ .*

**Proof.** By “constructed in the same way” we mean that the satellite rotor forms parallel strands in the sense of Definition 4.3 and that the parts of  $L$  and  $L'$  in the stator are identical. Then it follows immediately.  $\square$

**4.6. Remark.** This shows that if one could find a 3-rotant  $K$  of the unknot, with  $K$  knotted, then one could construct infinitely many distinct prime knots with trivial Jones polynomial by taking the various doublings as shown in Fig.11.




Fig.11. Various doublings of  $K$ .

Several of our results concerning the skein polynomials of rotants can be sharpened if we impose an additional condition on the stator. This was inspired by recent work of Jaeger [10].

**4.7. Definition.** Let  $D$  be a part of a diagram of an oriented link (for example, a tangle or all of the link). We say that  $D$  is a *matched* diagram if one can pair up the

crossings in  $D$  so that each pair is connected in the diagram as in Fig.12. Examples are given in Fig.13.

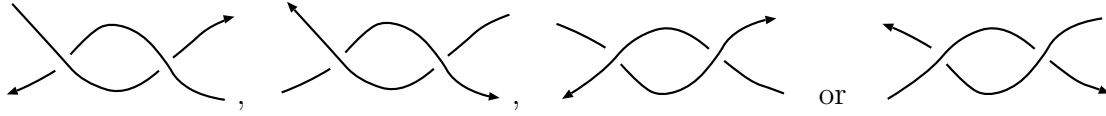


Fig.12. Matched pairs (note the antiparallel orientations).

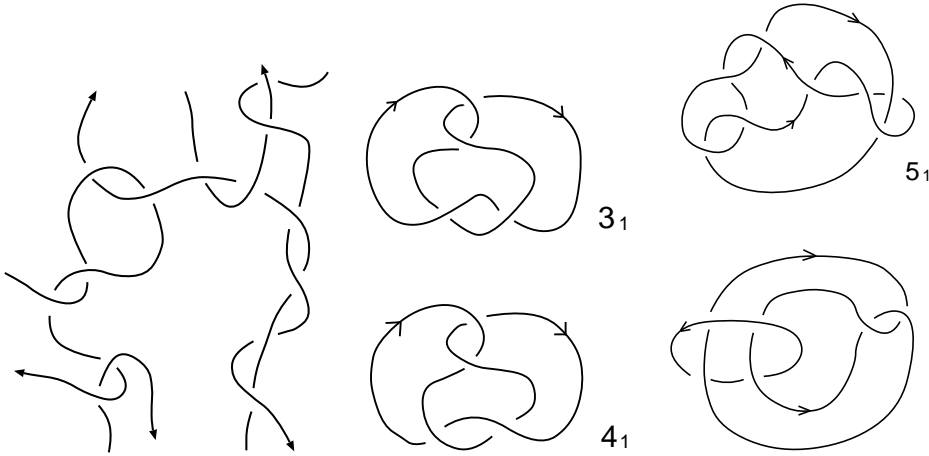


Fig.13. Examples of matched diagrams.

**4.8.Theorem.** *Let  $L = R \cup S$  be an oriented link consisting of an  $n$ -rotor  $R$  and a matched stator  $S$ . Suppose  $L'$  is the corresponding  $n$ -rotant. Then*

- (a) *if  $n \leq 5$ ,  $L$  and  $L'$  have isomorphic skein trees and  $P_L = P_{L'}$ ;*
- (b) *if  $n \leq 7$  and  $R$  is cup trivial, the same conclusion holds ;*
- (c) *if  $R$  is a parallel generalized 3-rotor of type 2 (as in Theorem 4.4), the same conclusion holds.*

*If  $R$  and  $S$  are both generalized  $n$ -rotors of type  $k \geq 1$  and  $S$  is matched, then  $P_L(x, y, z) \equiv P_{L'}(x, y, z)$  modulo  $n^*$  (see Theorem 4.2).*

**Proof.** As noted in [10], the skein relation in a matched diagram looks like :





This means that one can build skein resolving trees whose leaves have no crossings in the stator part. Thus the arguments already given for the bracket resolving trees apply to the situation of this theorem.  $\square$

In our main results (Theorem 3.1, 3.2 and 3.3) the hypotheses on  $n$  ( $\leq 5$ ,  $\leq 4$  and 3, respectively) cannot be improved. This is shown by examples in Jin and Rolfsen [27]. Also, Example 3.6 shows the orientation assumptions are necessary.

### Acknowledgement

We would like to thank Steve Bleiler and Jim Hoste for useful conversations and Wolfgang Holtzmann, Jim Hoste and Teresa Przytycka for supplying computer programs for calculating link polynomials.

### References

- [1] R. D. Brandt, W. B. R. Lickorish and K. C. Millett, A polynomial invariant of unoriented knots and links, *Invent. Math.* 84 (1986) 563-573.
- [2] R. L. Brooks, C. A. B. Smith, A. H. Stone and W. T. Tutte, The dissection of rectangles into squares, *Duke Math.J.* 7 (1940), 312-340.
- [3] G. Burde and H. Zieschang, *Knots* (De Gruyter, Berlin, 1985).
- [4] J. H. Conway, An enumeration of knots and links in: J. Leech, ed., *Computational Problems in Abstract Algebra* (Pergamon, Oxford, 1969) 329-358.
- [5] R. H. Crowell and R. H. Fox, *Introduction to Knot Theory* (Ginn and Co, 1963); also *Graduate Texts in Math.* 57 (Springer, Berlin).
- [6] P. Freyd, D. Yetter, J. Hoste, W. B. R. Lickorish, K. Millett and A. Ocneanu, A new polynomial invariant of knots and links, *Bull. Amer. Math. Soc.* 12 (1985) 239-246.
- [7] C. Giller, A family of links and the Conway calculus, *Trans. Amer. Math. Soc.* 270 (1982) 75-109.

- [8] C. F. Ho, A new polynomial invariant for knots and links, preliminary report, AMS Abstracts 6 (1985) 300.
- [9] J. Hoste, A polynomial invariant of knots and links, Pacific J. Math. 124 (1986) 101-108.
- [10] F. Jaeger, On Tutte polynomials and link polynomials, Proc. Amer. Math. Soc. 103 (2) (1988) 647-654.
- [11] V. Jones, A polynomial invariant for knots via Von Neumann algebras, Bull. Amer. Math. Soc. 12 (1985) 103-111.
- [12] L. Kauffman, State models and the Jones polynomial, Topology 26 (1987) 297-309.
- [13] L. Kauffman, On Knots, Ann. of Math. Studies 115 (1987).
- [14] W. B. R. Lickorish, A relationship among link polynomials, Math. Proc. Cambridge Philos. Soc. 100 (1986) 109-112.
- [15] W. B. R. Lickorish, The panorama of polynomials for knots, links and skeins, Contemp. Math. 78 (1988) 399-414.
- [16] W. B. R. Lickorish and A. S. Lipson, Polynomials of 2-cable-like links, Proc. Amer. Math. Soc. 100 (1987) 355-361.
- [17] W. B. R. Lickorish and K. Millett, A polynomial invariant of oriented links, Topology 26 (1987) 107-141.
- [18] H. R. Morton and P. Traczyk, The Jones polynomial of satellite knots around mutants, Contemp. Math. 78 (1988) 587-592.
- [19] K. Murasugi, Jones polynomials of periodic links, Pacific J. Math. 131 (2) (1988) 319-329.
- [20] J. H. Przytycki, Survey on recent invariants in classical knot theory, Warsaw University, Canad. J. Math. 26 (2) (1989) <sup>2</sup>.
- [21] J. H. Przytycki, Equivalence of cables of mutants of knots, Canad. J. Math. 26 (2) (1989).
- [22] J. H. Przytycki and P. Traczyk, Invariants of links of Conway type, Kobe J. Math. 4 (1987) 115-139.

---

<sup>2</sup>Added for e-print: It is a mistake, it should be: Warsaw University Preprints 6,8,9; 1986 (in English); a part of the book: *Knots: a combinatorial approach to the knot theory*, (in Polish). Script, Warsaw, August 1995, 240+ XLVIIIpp.

- [23] D. Rolfsen, *Knots and Links* (Publish or Perish Press, Berkeley, CA, 1976).
- [24] M. B. Thistlethwaite, A spanning tree expansion of the Jones polynomial, *Topology* 26 (1987) 297-309.
- [25] W. T. Tutte, Codichromatic graphs, *J. Combin. Theory Ser. B* 16 (1974) 168-174.
- [26] W. T. Tutte, Rotors in graph theory, *Ann. Discrete Math.* 6 (1980) 343-347.
- [27] G. T. Jin and D. Rolfsen, Some remarks on rotors in link theory, to appear<sup>3</sup>.

---

<sup>3</sup>Added for e-print: *Canad. Math. Bull.* 34 (1991), 480-484.