

Random Wavelet Series: Theory and Applications

Jean-Marie Aubry and Stéphane Jaffard*
Laboratoire d'Analyse et de Mathématiques Appliquées
Université Paris XII-Val de Marne
UMR CNRS 8050

October 22, 2018

Abstract

Random Wavelet Series form a class of random processes with multifractal properties. We give three applications of this construction. First, we synthesize a random function having any given spectrum of singularities satisfying some conditions (but including non-concave spectra). Second, these processes provide examples where the multifractal spectrum coincides with the spectrum of large deviations, and we show how to recover it numerically. Finally, particular cases of these processes satisfy a generalized selfsimilarity relation proposed in the theory of fully developed turbulence.

1 Introduction: Random Wavelet Series

The story of random Fourier series largely coincides with the development of harmonic analysis in the twentieth century, starting with the pioneering work of Borel, later developed by Wiener, Salem and Zygmund, to quote but a few, and culminating with the famous book of Kahane [?] which made this theory accessible to a large audience. Since the mid 80's, wavelet bases have proved to be a preponderant alternative option to the trigonometric system, in order to analyze and synthesize functions and signals. Therefore, a very natural problem is to study random wavelet series. Surprisingly, it turns out that such series have properties that differ widely from those of random Fourier series. This difference is particularly striking when one considers pointwise Hölder regularity. Recall that, if $\alpha > 0$, a function f , defined on \mathbb{R} is $C^\alpha(x_0)$ if there exists a polynomial P of degree at most $[\alpha]$ such that

$$|f(x) - P(x - x_0)| \leq C|x - x_0|^\alpha. \quad (1)$$

*Also supported by the Institut Universitaire de France

The Hölder exponent of f at x_0 , denoted by $h_f(x_0)$, is defined as

$$h_f(x_0) := \sup\{\alpha : f \in C^\alpha(x_0)\}.$$

Under very general assumptions, random Fourier series with independent coefficient have *everywhere* the same Hölder exponent. (The differences that appear in the modulus of continuity at different points and allow to draw a difference between slow points and fast points are logarithmic corrections in the right hand side of (1), of the form $\log(|x - x_0|)^\gamma$; compare for instance in [?] the results concerning the uniform modulus of continuity given by Theorem 2 in Chapter 7 with the results concerning irregularity everywhere in Section 6 of Chapter 8.)

By contrast, random wavelet series with independent coefficients have a Hölder exponent which is a highly irregular random function: Let

$$E_h := \{x, f \text{ has Hölder exponent } h \text{ at } x\};$$

if the distributions of the wavelet coefficients depend only on the scale of the wavelet (and some mild additional hypotheses), the sets E_h are non-empty when h takes values in an interval of non-empty interior $[h_{min}, h_{max}]$, in which case the E_h are random fractal sets, see [?]. The Hausdorff dimension of E_h , which is denoted by $d(h)$ is called the *spectrum of singularities* of the sample path (we use the traditional convention $\dim_H(\emptyset) := -\infty$). In this paper we will recall the previous results concerning random wavelet series, and continue this study by showing in particular that the model supplied by random wavelet series is compatible with several turbulence models that have been proposed in the past.

There are many real-life situations where, although the independence condition is not necessarily satisfied, good estimates or models are known on the distribution of wavelet coefficients. Let us mention a few examples:

- Several authors (Buccigrossi *et al.* [?], Huang *et al.* [?], Mallat [?], Simoncelli [?], Vidakovic [?]) have studied the statistics of the wavelet coefficients of large collections of natural images and observed that these statistics are highly non-Gaussian. Exponential power distributions (of density $Ce^{-A|x|^\alpha}$) fit very well these statistics.
- Cascade-type models for the evolution of the probability density function of the wavelet coefficients through the scales have been proposed to model the velocity in the context of fully developed turbulence (these models were initially proposed by Castaing *et al.* [?] for the increments of the velocity, and then fitted to the wavelet setting by Arneodo *et al.* [?]). Random multiplicative models have also been considered in statistics, see Vidakovic [?].
- Bayesian inference techniques based on a priori models for the distributions of wavelet coefficients at each scale have been widely studied (see for instance Abramovich *et al.* [?], Johnstone [?], Müller *et al.* [?]) to improve the usual wavelet-based denoising algorithms by using the additional information supplied by the distributions of wavelet coefficients (instead of using only the Besov regularity for instance).

- In multifractal analysis, several formulas (Lévy-Vehel *et al.* [?], Evertsz *et al.* [?], Meneveau *et al.* [?], Riedi [?]) were also proposed in order to derive spectra of singularities from distributions of increments of the function. These formulas are referred to as *large deviation multifractal formalisms*; they can be easily extended to a wavelet setting.

We will explore how random wavelet series can play a role in some of these models. Let us first recall their definition and main properties. We consider functions on $\mathbb{T} := \mathbb{R}/\mathbb{Z}$ (1-periodic functions). Let ψ be a mother wavelet such that the periodized wavelet family

$$\left\{ \psi_{j,k} : x \mapsto \sum_{l \in \mathbb{Z}} \psi(2^j(x-l) - k), j \in \mathbb{N}, 0 \leq k < 2^j \right\}$$

form, together with the constant function $x \mapsto 1$, an orthogonal basis of $L^2(\mathbb{T})$ (but not orthonormal, the L^∞ normalization being more convenient for our purpose). The wavelet coefficients of a function f are

$$C_{j,k} = 2^j \int_0^1 f(x) \psi_{j,k}(x) dx.$$

In the following, we will assume that the wavelet ψ belongs to the Schwartz class, which will simplify the statements of the main results. Note however that the regularity results that we will state remain partly valid when using a wavelet with limited regularity: In this case, one has to assume that the maximal Hölder regularity of the process (that will be denoted by h_{max}) is strictly smaller than the uniform Hölder regularity of the wavelet.

1.1 Random wavelet coefficients

Definition 1. *A periodic distribution f is a random wavelet series (RWS) if its wavelet coefficients $C_{j,k}$ in the basis above satisfy the following requirements:*

1. $\forall j$, the $C_{j,k}$ ($k \in \{0, \dots, 2^j - 1\}$) are identically distributed random variables; the probability distribution of $-\frac{\log_2(|C_{j,k}|)}{j}$ is denoted by ρ_j ; it is defined on $\mathbb{R} \cup \{+\infty\}$;
2. the $C_{j,k}$ ($j \in \mathbb{N}, k \in \{0, \dots, 2^j - 1\}$) are independent;
3. there exists $\gamma > 0$ such that

$$\rho(\alpha) := \inf_{\varepsilon > 0} \limsup_{j \rightarrow +\infty} \frac{\log_2(2^j \rho_j([\alpha - \varepsilon, \alpha + \varepsilon]))}{j} \quad (2)$$

is strictly negative for $\alpha < \gamma$.

The third requirement is necessary in order to be sure that the series $\sum c_{j,k} \psi_{j,k}$ is convergent in the sense of distributions. The function ρ thus defined is called

the *upper logarithmic density* of the process. It is upper semi-continuous, but not necessarily monotonous. We do not make any other assumption on the probability measures ρ_j ; note that $\rho_j(\{+\infty\})$ is simply the probability that $C_{j,k} = 0$.

1.2 Histograms of wavelet coefficients

Consider now an arbitrary function (or distribution) f , which, for instance, can be a sample path of a stochastic process. Let $N_j(\alpha) := \#\{k, |C_{j,k}| \geq 2^{-\alpha j}\}$, and

$$\rho(\alpha) := \inf_{\varepsilon > 0} \limsup_{j \rightarrow +\infty} \frac{\log_2(N_j(\alpha + \varepsilon) - N_j(\alpha - \varepsilon))}{j}. \quad (3)$$

Without any additional assumption, we expect ρ to be a random function, whereas, if f is a RWS, ρ is deterministic. A first result of [?] links these two functions.

Theorem 1. *Let f be a RWS, and*

$$W := \left\{ \alpha, \forall \varepsilon > 0, \sum_{j \in \mathbb{N}} 2^j \rho_j([\alpha - \varepsilon, \alpha + \varepsilon]) = +\infty \right\}.$$

With probability one, for all α ,

$$\rho(\alpha) = \begin{cases} \rho(\alpha) & \text{if } \alpha \in W; \\ -\infty & \text{else.} \end{cases}$$

One immediately checks that $\rho(\alpha) > 0 \Rightarrow \alpha \in W$ and $\rho(\alpha) < 0 \Rightarrow \alpha \notin W$. If $\rho(\alpha) = 0$, then $\rho(\alpha)$ can be either (almost surely) 0 or $-\infty$.

1.3 Spectrum of singularities

A second result gives the spectrum of singularities for a RWS. Naturally if $W = \emptyset$, then f is almost surely globally C^∞ . Otherwise, let us define

$$h_{\min} := \inf(W),$$

and, assuming that $\exists \alpha, \rho(\alpha) > 0$,

$$h_{\max} := \left(\sup_{\alpha > 0} \frac{\rho(\alpha)}{\alpha} \right)^{-1}.$$

Note that, because ρ is upper semi-continuous, $\rho(h_{\min}) \geq 0$.

Theorem 2. *Let f be a RWS Almost-surely,*

- *the almost-everywhere Hölder exponent is h_{\max} ;*
- *for all $h \in [h_{\min}, h_{\max}]$, $d(h) = h \sup_{\alpha \in (0, h]} \frac{\rho(\alpha)}{\alpha}$;*

- $d(h) = -\infty$ else.

See Figure 3 for an illustration.

In [?] it was implicitly assumed that there exists α such that $\rho(\alpha) > 0$. However, it may happen that this condition does not hold, and yet W is not empty. Consider for instance the RWS defined by fixing $\alpha_0 > 0$, and $\forall j \in \mathbb{N}$, $\rho_j(\{\alpha_0\}) = j2^{-j}$ and $\rho_j(\{+\infty\}) = 1 - j2^{-j}$ (here $W = \{\alpha_0\}$). In that (degenerate) case, we get an almost sure “flat” spectrum.

Proposition 1.1. *Let f be a RWS such that $\forall \alpha$, $\rho(\alpha) \leq 0$, but $W \neq \emptyset$. Define h_{\min} as above. Then, almost surely,*

- the almost-everywhere Hölder exponent is $+\infty$;
- for all $h \geq h_{\min}$, $d(h) = 0$;
- $d(h) = -\infty$ else.

Proof. First, according to Theorem 1, $\rho(\gamma) < 0$ implies a. s. $\rho(\gamma) = -\infty$, which means that with at most finitely many exceptions, $|C_{j,k}| < 2^{-\gamma j}$.

For $\alpha \geq 0$ let $K^j(\alpha) := \{k, |C_{j,k}| \geq 2^{-\alpha j}\}$ and if $d \leq 1$, let

$$E^j(\alpha, d) := \bigcup_{k \in K^j(\alpha)} (k2^{-j} - 2^{-dj}, k2^{-j} + 2^{-dj}),$$

and

$$E(\alpha, d) := \limsup_{j \rightarrow +\infty} E^j(\alpha, d).$$

Note that $E(\alpha, d)$ is increasing in α and decreasing in d . Because $\rho(\alpha) \leq 0$, $\forall d > 0$, by the Borel-Cantelli lemma, almost surely $E(\alpha, d)$ has Lebesgue measure $\mathcal{L}(E(\alpha, d)) = 0$. Then, with

$$E := \bigcup_{m \geq 1} E\left(m, \frac{\gamma}{m}\right),$$

almost surely $\mathcal{L}(E) = 0$. If $x \notin E$, then for all $m \geq 1$, for all j, k with at most a finite number of exceptions, either $|C_{j,k}| < 2^{-mj}$ or $|x - k2^{-j}| \geq 2^{-\frac{j\gamma}{m}}$, in which case $|C_{j,k}| < |x - k2^{-j}|^m$. Using the classical wavelet characterization of pointwise regularity, this proves that $f \in C^\infty(x)$.

The last two points are similar to Theorem 2 (in the case where $\rho(\alpha) > 0$ happens only for some $\alpha > h_0 > h_{\min}$). □

To conclude this overview, let us mention the following result, also proved in [?]. A function f is called a uniform Hölder function if there exists $\epsilon > 0$ such that $f \in C^\epsilon(\mathbb{T})$.

Proposition 1.2. *The spectrum of singularities of any uniform Hölder function f satisfies the inequality*

$$d(h) \leq h \sup_{\alpha \in (0, h]} \frac{\rho(\alpha)}{\alpha}. \quad (4)$$

2 Synthesis of multifractal processes

When a multifractal model is proposed, a natural step is to construct a function or a random process having a given spectrum of singularities $d(h)$. According to Theorem 2, the candidates for RWS spectra are right-continuous functions satisfying the following properties: $d \leq 1$; $d \geq 0$ on an interval $[h_{min}, h_{max}]$ where the function $h \mapsto \frac{d(h)}{h}$ is increasing; outside this interval $d(h) = -\infty$; and $d(h_{max}) = 1$. These conditions are also sufficient.

Proposition 2.1. *Let $d(h)$ satisfy the conditions listed above. Take, for all $j \in \mathbb{N}$, for all $\alpha \in \mathbb{R}$,*

$$\rho_j(d\alpha) := \frac{j \ln(2)}{h_{max}} 2^{j(d(\alpha)-1)} d\alpha$$

and $\rho_j(\{+\infty\}) := 1 - \int_0^{h_{max}} \rho_j(d\alpha)$. Then ρ_j is a probability measure on $\mathbb{R} \cup \{+\infty\}$, and its upper logarithmic density is $\rho(\alpha) = d(\alpha)$.

Proof. Note that $d(\alpha) \leq \frac{\alpha}{h_{max}}$. It follows that

$$\begin{aligned} \int_{\mathbb{R}} \rho_j(d\alpha) &= \int_0^{h_{max}} \rho_j(d\alpha) \\ &\leq \frac{j \ln(2)}{h_{max}} 2^{-j} \int_0^{h_{max}} 2^{j \frac{\alpha}{h_{max}}} d\alpha \\ &\leq 1, \end{aligned}$$

which ensures, together with the definition of $\rho_j(\{+\infty\})$, that ρ_j is a probability measure on $\mathbb{R} \cup \{+\infty\}$.

Let us now compute the upper logarithmic density. We have

$$\begin{aligned} \frac{\log_2 \left(\varepsilon \frac{j \ln(2)}{h_{max}} \right)}{j} + d(\alpha) &\leq \frac{\log_2 \left(2^j \int_{\alpha-\varepsilon}^{\alpha+\varepsilon} \rho_j(t) dt \right)}{j} \leq \frac{\log_2 \left(2\varepsilon \frac{j \ln(2)}{h_{max}} \right)}{j} + d(\alpha + \varepsilon), \\ d(\alpha) &\leq \limsup_{j \rightarrow +\infty} \frac{\log_2 \left(2^j \int_{\alpha-\varepsilon}^{\alpha+\varepsilon} \rho_j(t) dt \right)}{j} \leq d(\alpha + \varepsilon) \end{aligned}$$

hence, letting $\varepsilon \rightarrow 0$ and using right-continuity, $\rho(\alpha) = d(\alpha)$. \square

The almost sure spectrum of singularities of the corresponding RWS is then d . To synthesize it, for all $j \in \mathbb{N}$ we draw independently 2^j random variables α_{jk} with law ρ_j (using the rejection method if necessary), and let $C_{j,k} := \chi_{jk} 2^{-j\alpha_{jk}}$ (χ_{jk} is an arbitrary sign or phase). Then

$$f(x) = \sum_{j \in \mathbb{N}} \sum_{k=0}^{2^j-1} C_{j,k} \psi_{j,k}(x) \tag{5}$$

is a realization of the process.

This allows in particular to show processes with non-concave spectra. An example is given on Figure 1 with $d(h) := (h - \frac{1}{2})^2$ on $[\frac{1}{2}, \frac{3}{2}]$ and $-\infty$ elsewhere. The wavelet used is Daubechies 10 (extremal phase).

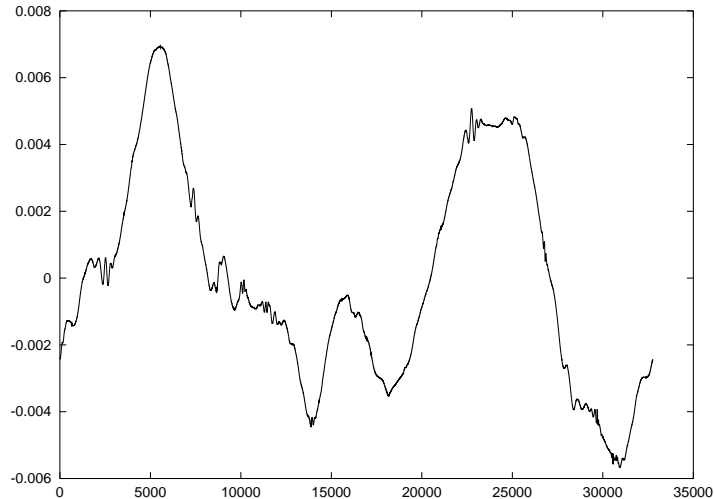


Figure 1: A multifractal function with non-concave spectrum

3 Spectrum of large deviation

For a function given in a sampled form (signals, images), one often wishes to compute its spectrum of singularity. Just applying the definition (identifying the sets of common Hölder exponent and computing their Hausdorff dimension) is clearly not feasible, so numerical procedures called *multifractal formalisms* have been proposed instead. In general, a multifractal formalism does not yield the correct spectrum, but an upper bound, and is proved valid only on certain functions. For instance, the “classical” multifractal formalism, derived from the original ideas of Parisi and Frisch [?], consists in computing the so-called structure function

$$\tau(q) := \liminf_{j \rightarrow +\infty} \frac{\log_2 (\sum_k |C_{j,k}|^q)}{-j},$$

and taking its Legendre transform

$$d_1(h) := \inf_q hq - \tau(q) \tag{6}$$

as an estimation for $d(h)$. It was proved by Jaffard [?] that for any function f , if q_c is the (only) solution to $\tau(q_c) = 0$, and if the infimum in (6) is taken for $q \geq q_c$, then $d(h) \leq d_1(h)$; moreover, equality in (6) holds for selfsimilar

functions (Jaffard [?]). Note, however, that this cannot be true for all functions; in particular the right-hand term of (6) is concave, whereas in general the spectrum is not.

One can also prove that, for any function (even for a tempered distribution), for all h ,

$$h \sup_{\alpha \in (0, h]} \frac{\rho(\alpha)}{\alpha} \leq \inf_{q \geq q_c} hq - \tau(q); \quad (7)$$

this implies that (4) is sharper than (6). Actually,

$$d_2(h) := h \sup_{\alpha \in (0, h]} \frac{\rho(\alpha)}{\alpha}$$

is equivalent to the *spectrum of large deviations* of [?]; we know from Theorem 2 that for RWS it coincides with the spectrum of singularities.

Because of (7), this new multifractal formalism will be valid whenever the classical one is valid; moreover, since the spectrum thus obtained is not necessary concave, its domain of validity is strictly larger than the classical one. Note that $\rho(\alpha)$ may not be easy to compute numerically, because (3) involves a double limit. But if we define

$$\lambda(\alpha) := \limsup_{j \rightarrow +\infty} \frac{\log_2(N_j(\alpha))}{j},$$

which is increasing, we can show that its upper closure $\bar{\lambda}$ (whose hypograph is the closure of the hypograph of λ) satisfies $\bar{\lambda}(\alpha) = \sup_{\alpha' \leq \alpha} \rho(\alpha')$. Hence $d_2(h) = \sup_{\alpha \in (0, h]} \frac{\bar{\lambda}(\alpha)}{\alpha}$ as well, which is easier to compute.

We tested this algorithm on the process that we synthesized in § 2, with the same parameters as on Figure 1, except that it was computed with 2^{22} points to get a sufficient scale range. The analyzing wavelet is Daubechies 3 (extremal phase), different from the synthesizing wavelet. Implementation is straightforward; we used a simple linear regression on the 10 largest scales to compute $\lambda(\alpha)$, and then $d_2(h)$. Results are shown on Figure 2.

4 Generalized selfsimilarity

The model for fully developed turbulence proposed in Castaing *et al.* [?] asserts that the velocity field is a random process X , with increments at scale l following a law of density P_l , and that if $l < L$,

$$P_l(x) = \int g_{lL}(u) e^{-u} P_L(e^{-u}x) du, \quad (8)$$

where the *selfsimilarity kernel* satisfies $g_{lL} = g_{l' L} * g_{l l'}$ for $l < l' < L$. This is a generalization of the notion of selfsimilar process, because taking $g_{lL} := \delta_{H \ln \frac{l}{L}}$ in (8) yields

$$P_l(x) = \left(\frac{L}{l}\right)^H P_L\left(\left(\frac{L}{l}\right)^H x\right) \iff X_l \stackrel{L}{=} \left(\frac{l}{L}\right)^H X_L.$$

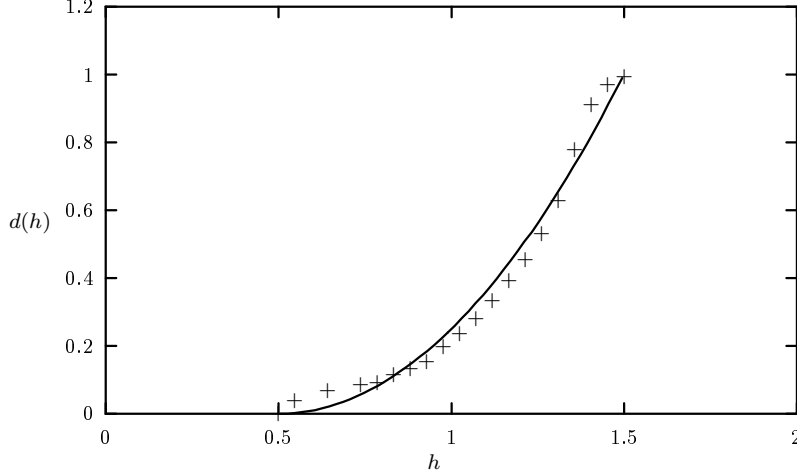


Figure 2: Computed spectrum of singularities: numerical (+) and theoretical (—) results.

The construction of such a process for general g is still an open problem, but a discrete approach can be done using wavelets. Assuming that for all k , $C_{j,k} \stackrel{\mathcal{L}}{=} X_{2^{-j}}$, and that, at j fixed, the common probability density for $-\log_2(|C_{j,k}|)$ is $\tilde{\rho}_j$, (8) becomes for $j > J$

$$\tilde{\rho}_j = G_{jJ} * \tilde{\rho}_J, \quad (9)$$

where $G_{jJ}(u) := g_{2^{-j}2^{-J}}(-u)$ must satisfy $G_{jJ} = G_{jj'} * G_{j',J}$ for $j > j' > J$. One can furthermore assume that G_{jJ} depends only on $j - J$, in which case $G_{jJ} = G^{*(j-J)}$. Remark that, with the notation of Definition 1, $\rho_j(d\alpha) = j\tilde{\rho}_j(j\alpha)d\alpha$. A RWS satisfying (9) can be obtained by simply taking $\rho_j(d\alpha) = jG_{j0}(j\alpha)d\alpha$. Then its spectrum of singularities can be computed almost surely and, thanks to Theorem 2, it satisfies the multifractal formalism given by (6), where the infimum is taken for $q \geq q_c$.

Example 1: $G = N_{m,\sigma^2}$, with $m > \sigma\sqrt{\frac{2}{\log_2(e)}}$. For all α ,

$$\rho(\alpha) = 1 - \log_2(e) \frac{(\alpha - m)^2}{2\sigma^2}.$$

The wavelet coefficients follow a log-normal law; the spectrum of singularities is a segment of a parabola followed by a segment of a line.

Example 2: $G = \delta_{\alpha_0} * \gamma_{\nu, \beta}$, with $\nu, \beta > 0$; $\alpha_0 > \alpha^*(\nu, \beta)$, which is the largest solution to $1 + \nu \log_2(-\alpha^*) + \beta \log_2(e)\alpha^* + \nu \log_2\left(\frac{\beta e}{\nu}\right) = 0$. For $\alpha > \alpha_0$,

$$\rho(\alpha) = 1 + \nu \log_2(\alpha - \alpha_0) - \beta \log_2(e)(\alpha - \alpha_0) + \nu \log_2\left(\frac{\beta e}{\nu}\right).$$

Example 3: $G = \delta_{\alpha_0} * p_c$, where p_c is a Poisson distribution with parameter c and $\alpha_0 > \alpha^*(c)$, which is the solution to $1 - c \log_2(e) - \alpha^* \log_2\left(\frac{ce}{-\alpha^*}\right) = 0$. This kernel was proposed by Dubrulle [?] and She and Waymire [?] in the study of fully developed turbulence. For $\alpha > \alpha_0$,

$$\rho(\alpha) = 1 - c \log_2(e) + (\alpha - \alpha_0) \log_2\left(\frac{ce}{\alpha - \alpha_0}\right)$$

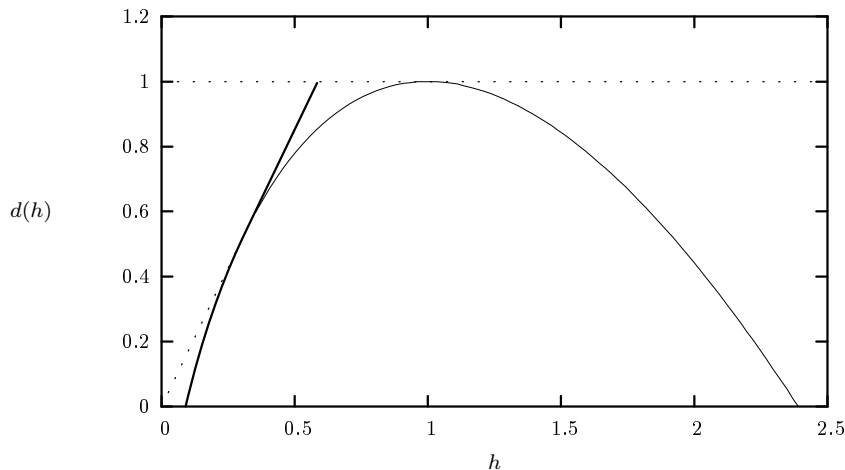


Figure 3: Upper logarithmic density (thin curve) and spectrum of singularities (bold curve) for the Poisson kernel ($c = 1$, $\alpha_0 = 0$).

It is remarkable that such selfsimilarity kernels can be obtained in the framework of RWS, since they are usually expected to be the signature of cascade models on the wavelet coefficients which display strong correlations between these coefficients (see [?]). Our examples show that it is not the case: Correlations between wavelet coefficients cannot be inferred from the particular shape of the p.d.f. of the wavelet coefficients at each scale. Note however that one possible option, in order to derive some information on these correlations, is to study how statistics of local suprema of the wavelet coefficients behave, see [?].