

String Breaking in Lattice Quantum Chromodynamics

Carleton DeTar

Department of Physics, University of Utah Salt Lake City, UT 84112, USA

Olaf Kaczmarek, Frithjof Karsch and Edwin Laermann

Fakultät für Physik, Universität Bielefeld, D-33615 Bielefeld, Germany

(August 10, 2018)

Abstract

The separation of a heavy quark and antiquark pair leads to the formation of a tube of flux, or string, which should break in the presence of light quark-antiquark pairs. This expected zero temperature phenomenon has proven elusive in simulations of lattice QCD. We present simulation results that show that the string does break in the confining phase at nonzero temperature.

11.15.Ha, 12.38.Gc, 12.38.Aw

In the absence of light quarks the heavy quark-antiquark potential is known quite accurately from numerical simulations of lattice quantum chromodynamics [1]. At large separation R , the potential rises linearly, as expected in a confining theory. The potential in the presence of light quarks is less well determined because of the substantially higher computational expense. Still, all the existing lattice data at zero temperature [2,3] agree in that they do not show any indication of string breaking which would be signalled by a tendency of the potential to level off at large distances. The distances covered so far extend up to $R \lesssim 2$ fm while it has been proposed that the dissociation threshold would be reached at separations somewhere between 1.5 and 1.8 fm [3,5].

In this communication we present simulation results which show string breaking. These results have been obtained at nonzero temperature in the confining phase of QCD. Our work confirms trends found from simulations at nonzero temperature on smaller lattices [6]. We have simulated QCD with two light flavours of staggered dynamical quarks on lattices of size $16^3 \times 4$ (new work) and $12^3 \times 6$ (configurations from Ref. [4]) at fixed values for the quark mass of $m_q/T = 0.15$ and 0.075 respectively. The couplings were chosen to cover temperatures T below the critical temperature T_c in the range of approximately $0.7T_c < T < T_c$. The (temperature-dependent) heavy quark potential $V(R, T)$ was extracted from Polyakov loop correlations

$$\langle L(\vec{0})L^\dagger(\vec{R}) \rangle = c \exp\{-V(|\vec{R}|, T)/T\} \quad (1)$$

where

$$L(\vec{x}) = \frac{1}{3} \text{tr} \prod_{\tau=0}^{N_\tau-1} U_0(\vec{x}, \tau) \quad (2)$$

denotes the Polyakov loop at spatial coordinates \vec{x} . In the limit $R \rightarrow \infty$ the correlation function should approach the cluster value $|\langle L(0) \rangle|^2$ which vanishes if the potential is rising at large distances (confinement) and which acquires a small nonzero value if the string breaks.

In Figures 1 and 2 we present our data for the potential, at the values of β analyzed, in lattice units. The critical couplings β_c have been determined as 5.306 for $N_\tau = 4$ and 5.415

for $N_\tau = 6$ respectively. The Polyakov loop correlations have been computed not only for on-axis separations but also for a couple of off-axis distance vectors \vec{R} . Rotational invariance is reasonably well recovered if one uses the lattice Coulomb behaviour to determine the quark-antiquark separation, $|\vec{R}| = 1/G_{\text{lat}}(\vec{R})$. The data in Figures 1 and 2 quite clearly show a flattening of the potential at lattice distances of about 3 to 4 lattice spacings, depending on β . Moreover, the height of the potential at these distances is in nice agreement already with the infinite distance, cluster value, shown as the right-most data point in each of the plots.

In order to obtain a rough estimate of the corresponding temperatures in units of the critical temperature we applied the following procedure: at the given β and $m_q a$ values an interpolation formula [7] was utilized to estimate the vector meson mass $m_V a$ in lattice units as well as the ratio of pseudoscalar to vector meson mass, m_{PS}/m_V . By means of a phenomenological formula which interpolates between the (experimentally measured) ρ and K^* mass as function of the ratio m_{PS}/m_V , a value for m_V in physical units at the simulation quark mass can be obtained. This number is then used to estimate the value for the lattice spacing. This is certainly a rather crude procedure, yet, the resulting values for $T/T_c = a_c/a$ show quite stable behaviour under variations of the procedure. The resulting temperature ratios are summarized in table I.

Finally, in order to facilitate a comparison of the $N_\tau = 4$ and 6 results with each other and with quenched data, the absolute scale was determined from a conventional Wilson loop measurement of the string tension at zero temperature at the critical β_c values. The Wilson loops did not show string breaking at the separations which could be explored. The results for the critical temperature in units of the string tension are obtained as $T_c/\sqrt{\sigma} = 0.436(8)$ for $N_\tau = 4$ and $T_c/\sqrt{\sigma} = 0.462(9)$ for $N_\tau = 6$ [8]. There is a substantial (25%) difference between scales set by m_V and $\sqrt{\sigma}$, which suggests a magnitude for systematic errors in the scale estimate.

In Figure 3 we show the potential in the presence of dynamical quarks in physical units. The data has been normalized to the cluster value i.e. the self energies have been taken out. The potential is flat within the error bars at distances larger than about 1 fm. It also

seems that the turn-over point is slightly T dependent, becoming smaller with increasing temperature. It is beyond the scope of the quality of the data at this stage, however, to quantify this statement.

Assuming that the Wilson loop string tension is not affected by the absence of dynamical fermions one can then immediately compare quenched and full QCD potentials in physical units at the same temperature, as is shown in Fig. 4. The quenched data has been taken from [9] and was obtained in the same way, i.e. computed from Polyakov loop correlations. Each data set has slightly been shifted up or down to give rough agreement at intermediate distances around 0.3 fm. Figure 4 contains, for further comparison, the dashed line denoting $-\pi/(12R) + (420\text{MeV})^2 R$ which gives a good description of the zero temperature quenched potential. Note that the nonzero-temperature quenched potential is rising with distance R but the slope decreases with temperature, i.e. the (quenched) string tension is temperature dependent and becomes smaller closer to the critical T_c . Again, the comparison with quenched potentials at the same temperature demonstrates quite nicely that the potential in the presence of dynamical quarks becomes flat within the error bars at distances of about 1 fm. From Figure 4 we conclude that the observed string breaking, albeit at nonzero temperature, is an effect caused by the presence of dynamical fermions.

We have seen that string breaking is relatively easy to observe in the Polyakov loop correlation, while it is difficult to detect through the conventional Wilson loop observable. Why is this so? The Wilson loop observable creates a static quark-antiquark pair together with a flux tube joining them. In the presence of such a static pair at large R , we expect the correct ground state of the Hamiltonian to consist of two isolated heavy-light mesons, however. Such a state with an extra light dynamical quark pair has poor overlap with the flux-tube state, so it is presumably revealed only after evolution to a very large T . An improved Wilson-loop-style determination of the heavy quark potential in full QCD would employ a variational superposition of the flux-tube and two-heavy-meson states [10,11]. The Polyakov loop approach, on the other hand, although limited in practical application to temperatures close to or above T_c , builds in no prejudices about the structure of the

static-pair ground state wave function. Screening from light quarks in the thermal ensemble occurs readily.

This work was supported by the TMR network ERBFMRX-CT-970122 and the NATO-CRG 940451. C.D. gratefully acknowledges support from the US National Science Foundation and the Zentrum für Interdisziplinäre Forschung, Universität Bielefeld, where this work was initiated. We thank the MILC collaboration for use of previously unpublished data. MILC collaboration calculations were carried out on the following: the Intel Paragon at Indiana University, the IBM SP2 at the Cornell Theory Center, the IBM SP2 at the University of Utah, and the workstation cluster at SCRI, Florida State University.

REFERENCES

- [1] G. Bali and K. Schilling, Phys. Rev. D **46**, 2636 (1992); **47**, 661 (1993); S.P. Booth *et al.* (UKQCD Coll.), Phys. Lett. B **294**, 385 (1992); Y. Iwasaki *et al.*, Phys. Rev. D **56**, 151 (1997); B. Beinlich *et al.*, Eur. Phys. J. C (in print), [hep-lat/9707023](#); R.G. Edwards, U.M. Heller and T.R. Klassen, Nucl. Phys. B **517**, 377 (1998).
- [2] K.D. Born *et al.*, Phys. Lett. B **329**, 325 (1994); U.M. Heller *et al.*, Phys. Lett. B **335**, 71 (1994); U. Glässner *et al.* (SESAM Coll.), Phys. Lett. B **383**, 98 (1998); C. Bernard *et al.* (MILC Coll.), Phys. Rev. D **56**, 5584 (1997); S. Aoki *et al.* (CP-PACS Coll.), Nucl. Phys. B (Proc. Suppl.) **63**, 221 (1998).
- [3] M. Talevi *et al.* (UKQCD Coll.), Nucl. Phys. B (Proc. Suppl.) **63**, 227 (1998).
- [4] T. Blum (MILC Coll.), Nucl. Phys. B (Proc. Suppl.) **47**, 503 (1996); C. Bernard *et al.* (MILC Coll.), Phys. Rev. D **55**, 6861 (1997).
- [5] C. Alexandrou *et al.*, Nucl. Phys. B **414**, 815 (1994).
- [6] M. Faber *et al.*, Phys. Lett. B **200**, 348 (1988); W. Sakuler *et al.*, Phys. Lett. B **276**, 155 (1992); W. Bürger *et al.*, Phys. Rev. D **47**, 3034 (1993).
- [7] C. Bernard *et al.* (MILC Coll.), Phys. Rev. D **54**, 4585 (1996).
- [8] C. Bernard *et al.* (MILC Coll.), Phys. Rev. D **56**, 5584 (1997).
- [9] O. Kaczmarek, Diploma thesis, Bielefeld 1998.
- [10] I. Drummond, “Strong Coupling Model for String Breaking on the Lattice”, [hep-lat 9805012](#).
- [11] O. Philipsen and H. Wittig, “String Breaking in Non-Abelian Gauge Theories with Fundamental Matter Fields”, [hep-lat 9807020](#); F. Knechtli and R. Sommer, “String breaking in SU(2) gauge theory with scalar matter fields”, [hep-lat 9807022](#).

TABLES

TABLE I. Estimates of the temperature at the various β and N_τ values.

$N_\tau = 4$	β	5.10	5.20	5.25	5.28
	T/T_c	0.67	0.79	0.87	0.94
$N_\tau = 6$	β	5.37	5.38	5.39	5.41
	T/T_c	0.85	0.88	0.91	0.98

FIGURES

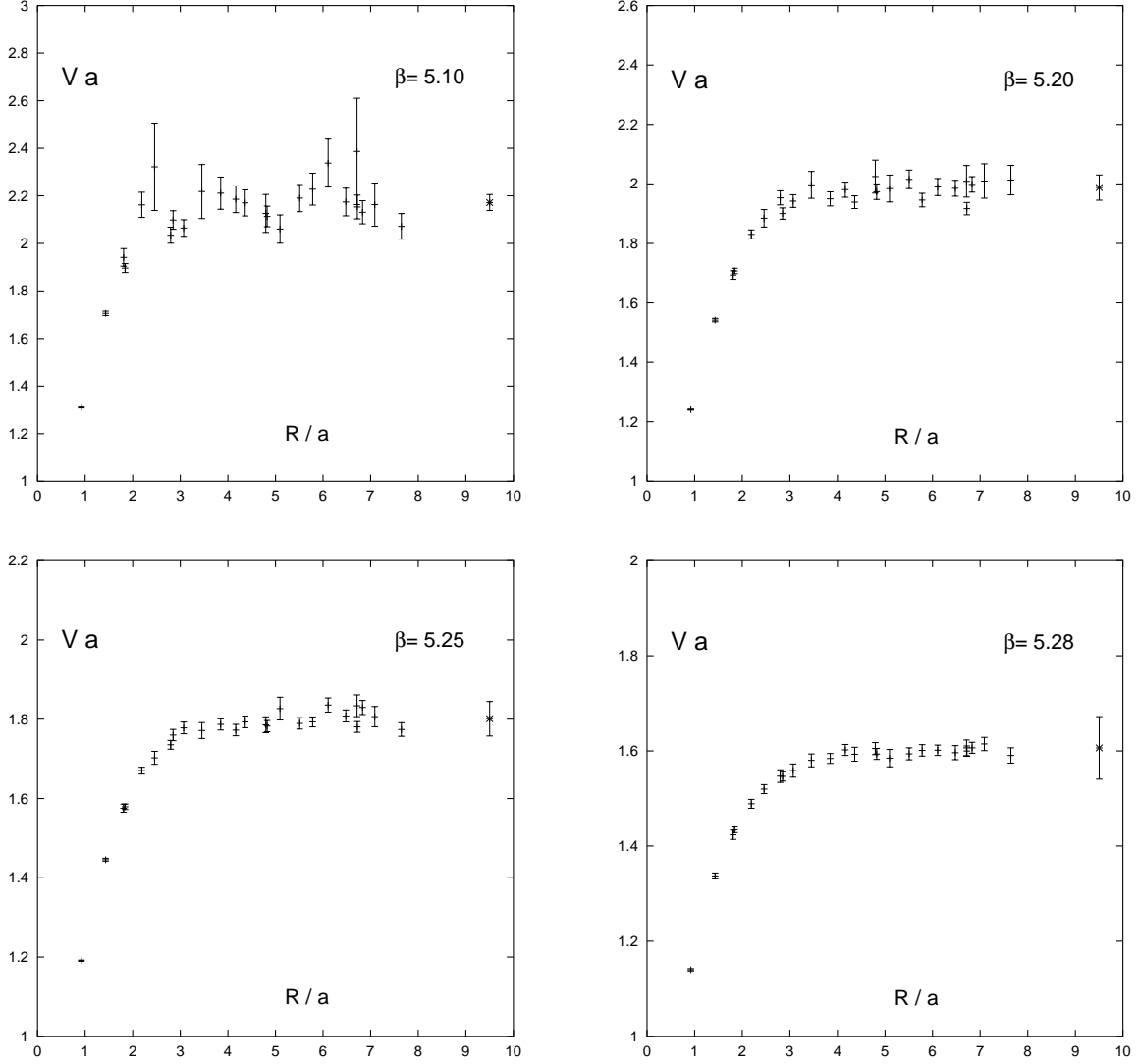


FIG. 1. The potentials in lattice units at the β values analyzed for $N_\tau = 4$. The right-most data points plotted at $R/a = 9.5$ and denoted by stars are the infinite distance, cluster values $-T \ln |\langle L \rangle|^2$.

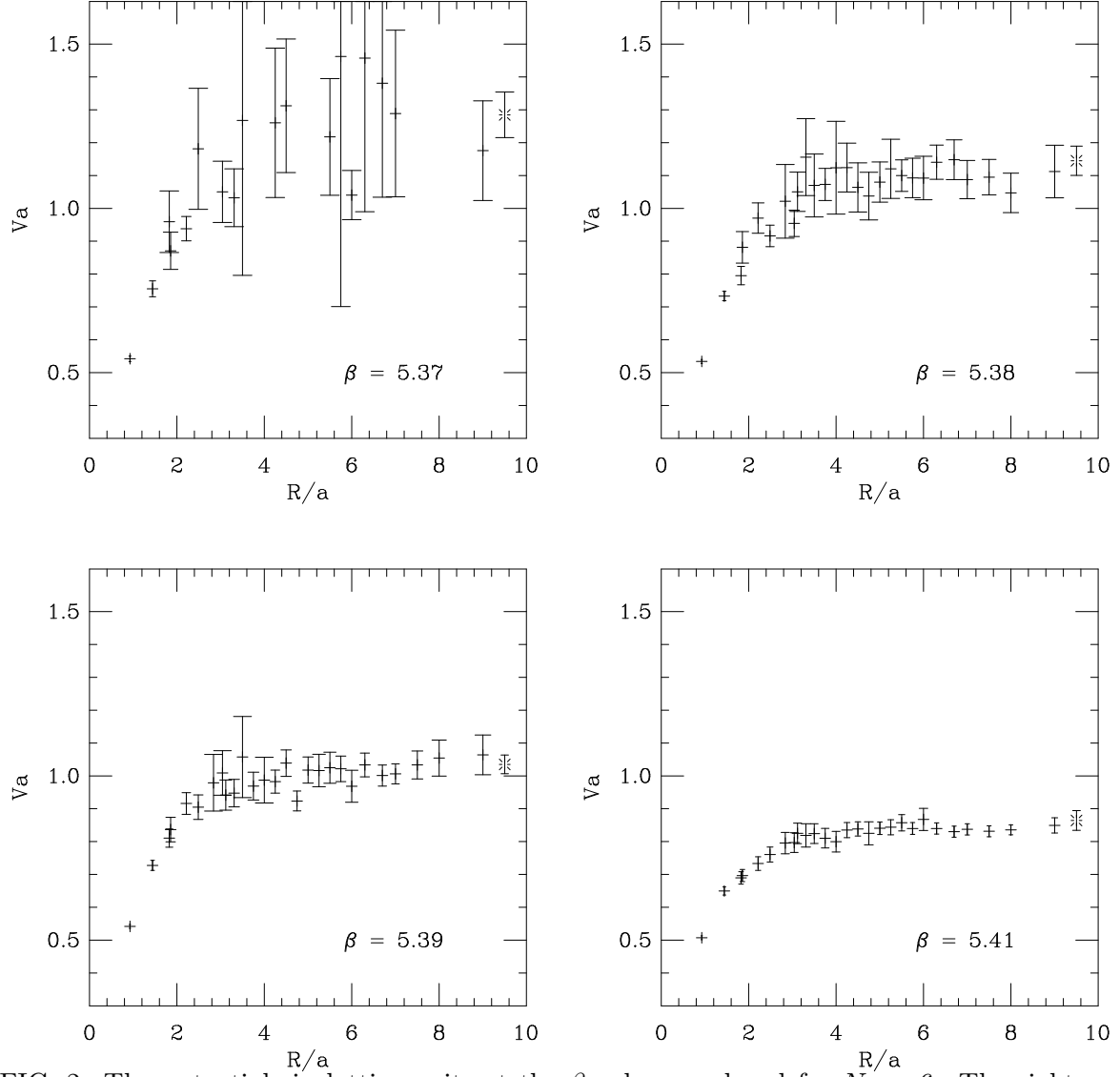


FIG. 2. The potentials in lattice units at the β values analyzed for $N_\tau = 6$. The right-most data points plotted at $R/a = 9.5$ and denoted by stars are the infinite distance, cluster values $-T\ln|\langle L \rangle|^2$.

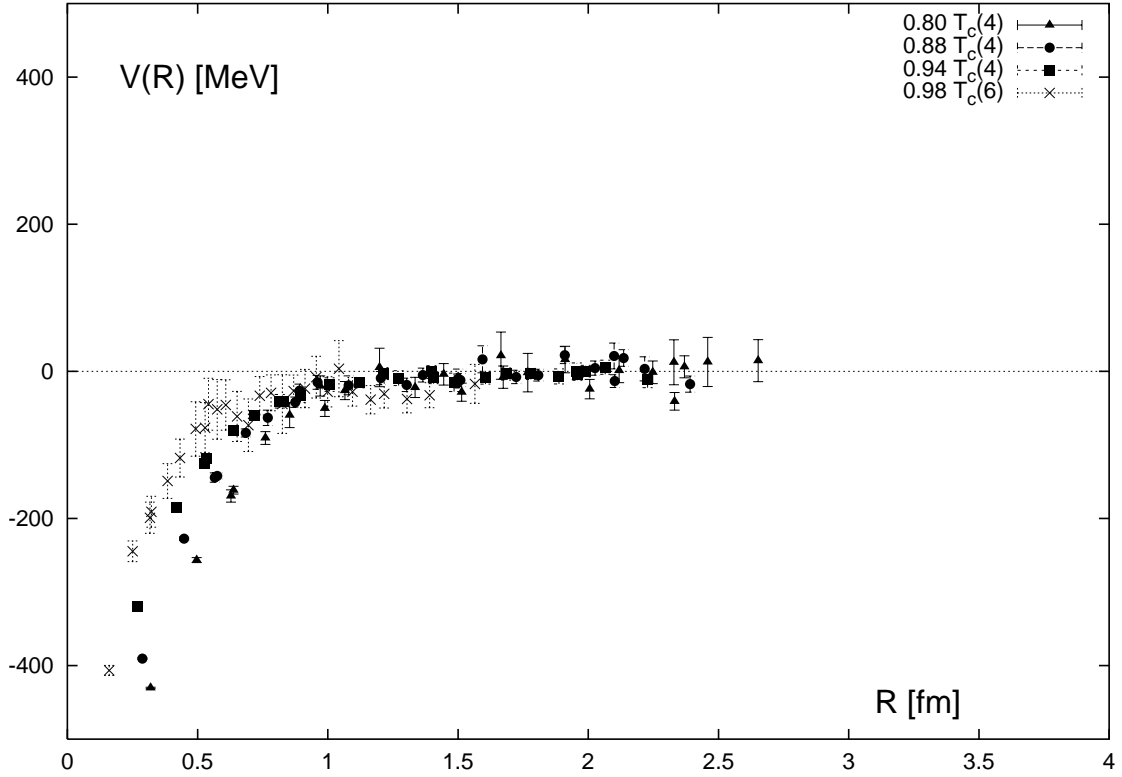


FIG. 3. The potential in physical units at various temperatures. The results are from lattices with $N_\tau = 4$ and 6, indicated by the number in brackets. The data has been normalized to the cluster value.

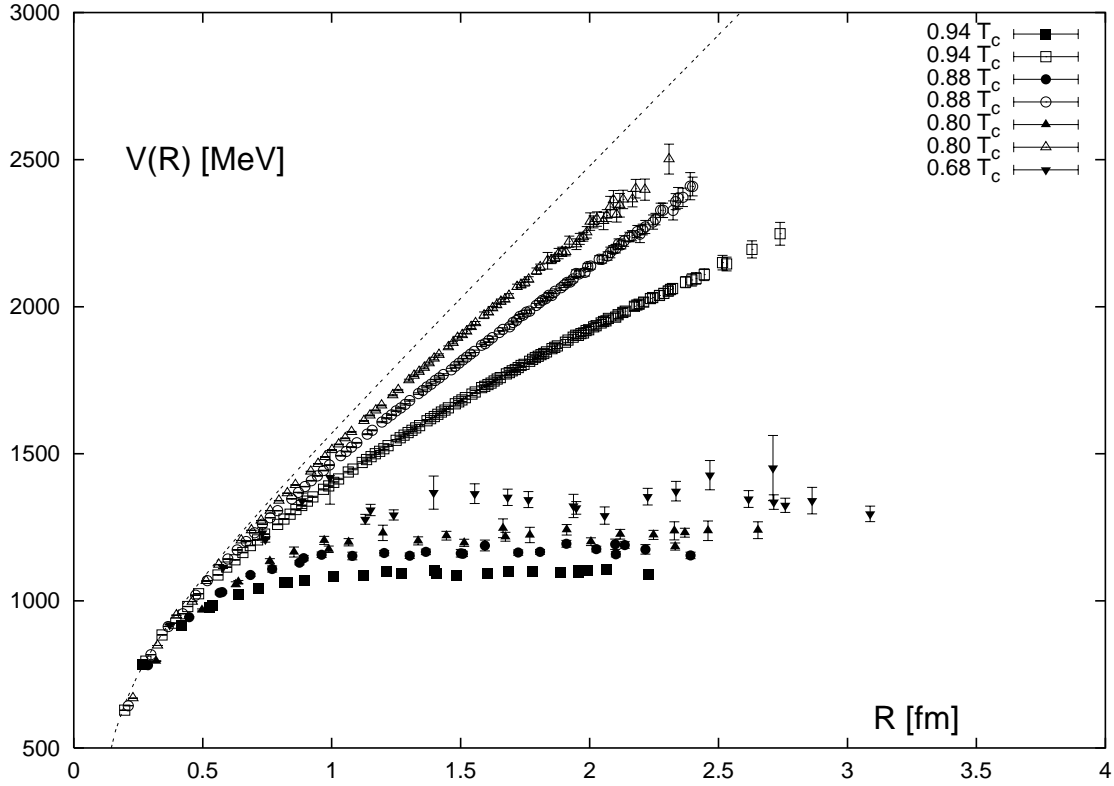


FIG. 4. The potential in physical units at various temperatures. Compared are quenched (open symbols) and full (filled symbols) QCD potentials at the same temperature. The dashed line is the zero temperature quenched potential. The data has been normalized to agree at distances around 0.3 fm.