

# Improved calculation of relic gravitational waves

Wen Zhao<sup>1</sup>

<sup>1</sup>*Department of Physics, Zhejiang University of Technology,  
Hangzhou, 310014, People's Republic of China*

## Abstract

In this paper, we improve the calculation of the relic gravitational waves (RGW) in two aspects: First, we investigate the transfer function after considering the redshift-suppression effect, the accelerating expansion effect, the damping effect of free-streaming relativistic particles, and the damping effect of cosmic phase transition, and give a simple approximate analytic expression, which clearly illustrates the dependent relations on the cosmological parameters. Second, we develop a numerical method to calculate the primordial power spectrum of RGW at a very wide frequency range, where the observed constraints on  $n_s$  (the scalar spectral index) and  $P_S(k_0)$  (the amplitude of primordial scalar spectrum) and the Hamilton-Jacobi equation are used. This method is applied to two kinds of inflationary models, which all satisfy the current constraints on  $n_s$ ,  $\alpha$  (the running of  $n_s$ ) and  $r$  (the tensor-scalar ratio). We plot them in the  $r - \Omega_g$  diagram, where  $\Omega_g$  is the strength of RGW, and study their detection by the CMB experiments and laser interferometers.

## I. INTRODUCTION

Recently, a lot of observations on the CMB power spectra [1–3] and the large scale structure (LSS) [4] have supported inflation as the good phenomenological model to describe the evolution of the universe at very early stage, which naturally answers the origin of the primordial fluctuations with a nearly scale-invariant and gaussian spectrum. In addition to the density perturbations, inflationary models also predict a stochastic background of relic gravitational waves (RGW), which is also called the tensor perturbations. The amplitude of RGW directly relates to the energy scale of inflation. Although this background has not yet been observed, and only some loose constraints have been achieved [2, 5], but its detection would provide incontrovertible evidence that inflation actually occurred and would set strong constraints on the dynamic of inflation [6]. So it is always regarded as the “smoking-gun” evidence for inflation.

There are mainly two kinds of experiments are underway to detect the RGW at different frequency. One is the CMB experiments, which can find the RGW by observing the CMB B-polarization power spectrum [7]. This method is sensitive to the waves with very low frequency,  $\nu \in (10^{-17}, 10^{-15})\text{Hz}$ . Now, the first-three-year results of WMAP [2] have not found the evidence of the gravitational waves, and only give a constraint  $r < 0.28(95\% \text{ C.L.})$ , where  $r$  is the so-called tensor-scalar ratio. The next experiment, the Planck satellite [8], has higher sensitivity to polarization, which is scheduled for launch in 2007, and expects to observe the RGW if  $r > 0.1$ . The ground-based experiment, Clover (Cl-Observer) is also under development [9], which is expected to observed the RGW if  $r > 0.005$ . Another kind of important experiments are the laser interferometers, including the BBO (Big Bang Observer) [10] and DECIGO (DECihertz Interferometer Gravitational wave Observatory) [11], which can detect the gravitational waves with very high frequency  $\nu \sim 0.1\text{Hz}$ . The former can detect the RGW when  $\Omega_g > 2 \times 10^{-17}$  is held, where  $\Omega_g$  is the strength of RGW at 0.1Hz, and the latter expects to observe if  $\Omega_g h^2 > 10^{-20}$ . It should notice that the waves with very high frequencies can be observed by the electromagnetic resonant system[12]. This is also an important method to detect the relic gravitational waves.

A lot of works have been done to study the RGW detection by these experiments [13]. In the previous work [14], we have discussed the predicted values of RGW ( $r$  and  $\Omega_g$ ) for some kinds of inflationary models, where we have used a simple power-law function to describe the primordial power spectrum of RGW, which is a very good approximation for the waves with very low frequency, but for the waves with high frequency, this may generate large error. At that work, we have not considered the damping effect of cosmic phase transition on the RGW, such as the QCD transition

[15–17],  $e^+e^-$  annihilation and so on. In this paper, we will discuss this topic more precisely: First, we will consider the damping effect of a general cosmic phase transformation, which can be described by a simple damping factor. And then we will give a simple form of the total transfer function, which applies to the waves with  $\nu \gg 10^{-16}\text{Hz}$ . This function is dependent on the values of  $\Omega_\Lambda$ ,  $\Omega_m$ , the present energy densities of vacuum and matter, respectively; the value of  $\tau_0$ , the age of the universe; the value of  $H_0$ , the present Hubble constant; the values of  $g_*$  and  $g_{*s}$ , the effective number of relativistic degrees of freedom when the waves exactly crossed the horizon; and the fraction  $f$  of the background (critical) energy density of the free-streaming relativistic particles in the universe when the waves exactly crossed the horizon. So this function includes abundant cosmic information. Second, we will use a numerical method to calculate the primordial power spectrum of RGW, where the Hamilton-Jacobi formula is used. Compared with the simple power-law form, this numerical result has little change for the value of  $\Omega_g$  when  $r$  is smaller,  $r < 0.02$ . But when the value of  $r$  is larger, the numerical result is obviously smaller than that of the simple power-law approximation.

The organization of this paper is as follows: in section 2, we will simply review the evolutive equation of the RGW. In section 3, we mainly discuss the damping effects. In section 4, we will introduce the numerical method by discussing two kinds of inflationary models. At last, we will give a conclusion and discussion in section 5.

## II. THE RELIC GRAVITATIONAL WAVES

Incorporating the perturbation to the spatially flat Robertson-Walker (FRW) spacetime, the metric is

$$ds^2 = a(\tau)^2 [d\tau^2 - (\delta_{ij} + h_{ij})dx^i dx^j] , \quad (1)$$

where  $a$  is the scale factor of the universe,  $\tau$  is the conformal time, which relates to the cosmic time by  $ad\tau \equiv dt$ . The perturbation of spacetime  $h_{ij}$  is a  $3 \times 3$  symmetric matrix. The gravitational wave field is the tensorial portion of  $h_{ij}$ , which is transverse-traceless  $\partial_i h^{ij} = 0$ ,  $\delta^{ij} h_{ij} = 0$ . Since the gravitational waves are very weak,  $|h_{ij}| \ll 1$ , one needs just study the linearized evolutive equation:

$$\partial_\mu (\sqrt{-g} \partial^\mu h_{ij}) = 16\pi G a^2(\tau) \Pi_{ij} , \quad (2)$$

where  $\Pi_{ij}$  is the tensor part of the anisotropy stress, which satisfies  $\Pi_{ii} = 0$  and  $\partial_i \Pi_{ij} = 0$ , and couples to  $h_{ij}$  like an external source in this equation, which is always generated by the free-

streaming relativistic particles [18, 19], the cosmic magnetic [20], and so on. It is convenient to Fourier transform as follows

$$h_{ij}(\tau, \mathbf{x}) = \sum_{\lambda} \sqrt{16\pi G} \int \frac{d\mathbf{k}}{(2\pi)^{3/2}} \epsilon_{ij}^{(\lambda)}(\mathbf{k}) h_{\mathbf{k}}^{\lambda}(\tau) e^{i\mathbf{k}\mathbf{x}}, \quad (3)$$

$$\Pi_{ij}(\tau, \mathbf{x}) = \sum_{\lambda} \sqrt{16\pi G} \int \frac{d\mathbf{k}}{(2\pi)^{3/2}} \epsilon_{ij}^{(\lambda)}(\mathbf{k}) \Pi_{\mathbf{k}}^{\lambda}(\tau) e^{i\mathbf{k}\mathbf{x}}, \quad (4)$$

where  $\lambda = '+'$  or  $'\times'$  labels the two polarization states of the gravitational waves. The polarization tensors are symmetry, transverse-traceless  $k^i \epsilon_{ij}^{(\lambda)}(\mathbf{k}) = 0$ ,  $\delta^{ij} \epsilon_{ij}^{(\lambda)}(\mathbf{k}) = 0$ , and satisfy the conditions  $\epsilon^{(\lambda)ij}(\mathbf{k}) \epsilon_{ij}^{(\lambda')}(\mathbf{k}) = 2\delta_{\lambda\lambda'}$  and  $\epsilon_{ij}^{(\lambda)}(-\mathbf{k}) = \epsilon_{ij}^{(\lambda)}(\mathbf{k})$ . Since the RGW we will consider is isotropy, and each polarization state is same, we can denote  $h_{\mathbf{k}}^{(\lambda)}(\tau)$  by  $h_k(\tau)$ , and  $\Pi_{\mathbf{k}}^{(\lambda)}(\tau)$  by  $\Pi_k(\tau)$ , where  $k = |\mathbf{k}|$  is the wavenumber of the gravitational waves, which relates to the frequency by  $\nu \equiv k/2\pi$  (the present scale factor is set  $a_0 = 1$ ). So Eq.(2) can be rewritten as

$$\ddot{h}_k + 2\frac{\dot{a}}{a}\dot{h}_k + k^2 h_k = 16\pi G a^2(\tau) \Pi_k(\tau), \quad (5)$$

where the overdot indicates a conformal time derivative  $d/d\tau$ .

The RGW generated during the early inflation stage. Inflation is an extremely attractive idea to describe the very early universe, which has received strong support from the observations of CMB anisotropies and from studies of the large-scale distribution of galaxy. In this paper, we will only consider the simplest single field models. This kind of models is enough to account for the current observations on  $n_s$ ,  $\alpha$ , and  $r$ . In the context of slow-roll inflationary models, the most observables depend on three slow-roll parameters [21]

$$\epsilon_V \equiv \frac{M_{\text{Pl}}^2}{2} \left( \frac{V'}{V} \right)^2, \quad \eta_V \equiv M_{\text{Pl}}^2 \left( \frac{V''}{V} \right), \quad \xi_V \equiv M_{\text{Pl}}^4 \left( \frac{V'V'''}{V^2} \right), \quad (6)$$

where  $M_{\text{Pl}} \equiv (8\pi G)^{-1/2} = m_{\text{Pl}}/\sqrt{8\pi}$  is the reduced Planck energy. In the following discussion, I will use the unit  $M_{\text{Pl}} \equiv 1$  and  $m_{\text{Pl}} = \sqrt{8\pi}$ .  $V(\phi)$  is the inflationary potential, and prime denotes derivatives with respect to the field  $\phi$ . Here,  $\epsilon_V$  quantifies ‘‘steepness’’ of the slope of the potential,  $\eta_V$  quantifies ‘‘curvature’’ of the potential and  $\xi_V$  quantifies the ‘‘jerk’’. All parameters must be smaller than one for inflation to occur. The most important prediction of the inflationary models is the primordial scalar perturbation power spectrum, which is nearly gaussian and nearly scale-invariant. This spectrum is always written in the form

$$P_S(k) = P_S(k_0) \left( \frac{k}{k_0} \right)^{n_s(k_0) - 1 + \frac{1}{2}\alpha \ln(k/k_0)}, \quad (7)$$

where  $\alpha \equiv dn_s/d \ln k$ , and  $k_0$  is some pivot wavenumber. In this paper,  $k_0 = 0.002 \text{Mpc}^{-1}$  is used. The observations of WMAP find  $P_S(k_0) \simeq 2.95 \times 10^{-9} A(k_0)$  and  $A(k_0) = 0.813_{-0.052}^{+0.042}$  [2]. Another key prediction of inflationary models is that the existence of the RGW. The primordial power spectrum of RGW is defined by

$$P_T(k) \equiv \frac{32Gk^3}{\pi} h_k^+ h_k . \quad (8)$$

The strength of the gravitational waves is characterized by the gravitational waves energy spectrum

$$\Omega_g(k) = \frac{1}{\rho_c} \frac{d\rho_g}{d \ln k} , \quad (9)$$

where  $\rho_c = 3H_0^2/8\pi G$  is the critical density and  $H_0 = 100h \text{ km s}^{-1} \text{Mpc}^{-1}$  is the present Hubble constant. One can relate  $\Omega_g$  to the primordial power spectrum by the formula [13, 19]

$$\Omega_g(k) = \frac{1}{12H_0^2} k^2 P_T(k) T_f^2(k) , \quad (10)$$

where the transfer function  $T_f(k)$  reflects the damping effect of the gravitational waves when evolving in the expansion universe. It is convenient to defined a function  $\mathcal{T}(k) \equiv k^2 T_f^2/12H_0^2$ , so the strength of RGW becomes  $\Omega_g(k) = \mathcal{T}(k) P_T(k)$ . In the following sections, we will discuss  $\mathcal{T}(k)$  and  $P_T(k)$ , respectively.

### III. THE TRANSFER FUNCTION

In this section, we will discuss three kinds of damping effects: First we ignore the anisotropy stress in Eq.(5), and only consider the redshift-suppression effect. So Eq.(5) becomes

$$\ddot{h}_k + 2\frac{\dot{a}}{a}\dot{h}_k + k^2 h_k = 0 . \quad (11)$$

This is the evolutive equation of RGW in vacuum, which only depends on the evolution of the scale factor  $a(\tau)$ . It is clear that, the mode function of the gravitational waves behaves simply in two regimes when evolving in the universe: far outside the horizon ( $k \ll aH$ ), and far inside the horizon ( $k \gg aH$ ). When waves are far outside the horizon, the amplitude of  $h_k$  keeps constant, and when inside the horizon, they damp with the expansion of the universe

$$h_k \propto \frac{1}{a} . \quad (12)$$

In the simple cosmic model, the evolution of the universe can be separated into three stages: the radiation-dominant stage, the matter-dominant stage, and the vacuum-dominant stage. In this

model, by numerically integrating the Eq.(11), one found the transfer function can be approximately described with a damping function (for the waves with  $k \gg 10^{-18}\text{Hz}$ ) [14, 22, 23]:

$$t_1(k) = \frac{3}{(k\tau_0)^2} \frac{\Omega_m}{\Omega_\Lambda} \sqrt{1.0 + 1.36 \left(\frac{k}{k_{eq}}\right) + 2.50 \left(\frac{k}{k_{eq}}\right)^2}, \quad (13)$$

where  $k_{eq} = 0.073\Omega_m h^2 \text{Mpc}^{-1}$  is the wavenumber corresponding to the Hubble radius at the time that matter and radiation have equal energy densities. And  $\tau_0 = 1.41 \times 10^4 \text{Mpc}$  is the present conformal time.  $\Omega_m$  and  $\Omega_\Lambda$  are the present energy densities of matter and vacuum, respectively. It is obvious that, when  $k \ll k_{eq}$ , which entered the horizon in the matter-dominant or vacuum-dominant stage,  $t_1(k) \propto k^{-2}$ , but when  $k \gg k_{eq}$ , which entered the horizon in the radiation-dominant stage,  $t_1(k) \propto k^{-1}$ , which is for the different evolution of scale factor in different stages. The factor  $\Omega_m/\Omega_\Lambda$  is the effect of accelerating expansion, which has been discussed in the previous works[14, 23, 24].

The second is the damping effect of the free-streaming relativistic particles [18], especially the neutrino, which can generate the anisotropic stress  $\Pi_k$  on the right-hand of the Eq.(5), when it is the free-streaming relativistic particles. This effect was first considered by Weinberg, where the Eq.(5) can be rewritten as a fairly simple integro-differential equation. The solution shows that anisotropy stress can reduce the amplitude for the wavelengths that re-enter the horizon during the radiation-dominated stage, and the damping factor is only dependent on the fraction  $f$  of the background (critical) energy density of the free-streaming relativistic particles in the universe. The effect is less for the wavelengths that enter the horizon at later time. A lot of works have been done to simplify this effect, and in Ref.[19], the authors found it can be approximately described by a transfer function  $t_2$  for the waves with  $\nu > 10^{-16}\text{Hz}$  (which re-enter the horizon at the radiation-dominant stage),

$$t_2 = \frac{15(14406f^4 - 55770f^3 + 3152975f^2 - 48118000f + 324135000)}{343(15 + 4f)(50 + 4f)(105 + 4f)(180 + 4f)}. \quad (14)$$

When the wave modes ( $10^{-16}\text{Hz} < \nu < 10^{-10}\text{Hz}$ ) re-enter the horizon, the temperature in the universe is relatively low ( $< 1\text{MeV}$ ), we are fairly confident that the neutrino is the only free-streaming relativistic particle. So we choose  $f = 0.4052$ , corresponding to 3 standard neutrino species, the damping factor is 0.80313. But for the waves with very high frequency ( $\nu > 10^{-10}\text{Hz}$ ), the temperature of the universe is very high when they re-enter the horizon, and the value of  $f$  is much uncertain. Thus, the detection of RGW at this frequency offers the probability of learning about the free-streaming fraction  $f$  in the very early universe.

The third is the effect due to the successive changes in the relativistic degrees of freedom during the radiation-dominant stage, here we also call it the effect due to the cosmic phase transition, which includes the QCD transition, the  $e^+e^-$  annihilation, the electroweak phase transition and so on. In an adiabatic system, the entropy per unit comoving volume must be conserved [15, 25],

$$S(T) = s(T)a^3(T) = \text{constant}, \quad \text{and} \quad s(T) = \frac{2\pi^2}{45}g_{*s}(T)T^3, \quad (15)$$

where the entropy density,  $s(T)$ , is given by the energy density and pressure;  $s = (\rho + p)/T$ . Combining it with the expressions of energy density and pressure in the radiation-dominant universe,

$$\rho(T) = \frac{\pi^2}{30}g_*(T)T^4, \quad p(T) = \frac{1}{3}\rho(T). \quad (16)$$

one can immediately get the relation

$$\rho \propto g_*g_{*s}^{-4/3}a^{-4}, \quad (17)$$

where we have defined the ‘‘effective number of relativistic degrees of freedom’’,  $g_*$  and  $g_{*s}$ , following the Ref.[15, 25]. These quantities,  $g_*$  and  $g_{*s}$ , count the effective number of relativistic species contributing to the radiation energy density and entropy, respectively. From this relation, one can find that, if the phase transitions are not considered,  $g_*$  and  $g_{*s}$  are all constant, and this relation becomes to the general case of  $\rho \propto a^{-4}$ . However, it does not always hold, as some particles would become non-relativistic before the others and stop contributing to the radiation energy density. In other words, the evolution of  $\rho$  during the radiation era is sensitive to how many relativistic species the universe has at a given epoch. As the wave equation of gravitational waves constraints  $(\dot{a}/a)\dot{h}_k$ , the solution of  $h_k$  would be affected by  $g_*$  and  $g_{*s}$  via the Friedmann equation:

$$\left(\frac{H(\tau)}{H_0}\right)^2 = \left(\frac{g_*}{g_{*0}}\right)\left(\frac{g_{*s}}{g_{*s0}}\right)^{-4/3}\Omega_r\left(\frac{a}{a_0}\right)^{-4} + \Omega_m\left(\frac{a}{a_0}\right)^{-3} + \Omega_\Lambda, \quad (18)$$

where the subscript 0 denotes the quantities with the present values. Here we have considered the Friedmann equation in the  $\Lambda$ CDM universe, which is supported by a number of observations[1, 2, 26]. Inserting this into Eq.(11), one can numerically calculate the value of  $h_k$  [15], which would spend a very long computer time, since one must integrate that equation from the end of the inflation to present time, and calculate the waves from  $\nu = 10^{-16}\text{Hz}$  to  $0.1\text{Hz}$  which we are interested. Here we will give an approximate method, which can describe this effect by a simple factor  $t_3$ . We consider the wave  $h_k$  with the wavenumber  $k$ , which crossed the horizon at  $a = a_k$ , and the corresponding Hubble parameter is  $H_k$ . So one has  $k = a_k H_k/a_0$ . One knows that, when

the waves are in the horizon,  $h_k(\tau) \propto 1/a(\tau)$ , damping with the expansion of universe, and when the waves is out the horizon, the  $h_k = \text{constant}$ , keeping its initial value. So one can define a factor

$$F_k \equiv \frac{h_k(\tau_0)}{h_k(\tau_i)} = \frac{a_k}{a_0} . \quad (19)$$

where  $\tau_i$  is the conformal time at the beginning of the radiation era. During the radiation era, one has

$$H = B \left( \frac{g_*}{g_{*0}} \right)^{1/2} \left( \frac{g_{*s}}{g_{*s0}} \right)^{-2/3} \left( \frac{a}{a_0} \right)^{-2} , \quad (20)$$

where  $B = H_0 \Omega_r^{1/2}$ , is a constant. Using the Eqs.(19), (20) and the relation of  $k = a_k H_k / a_0$ , one gets

$$F_k = \frac{B}{k} \left( \frac{g_*(T_k)}{g_{*0}} \right)^{1/2} \left( \frac{g_{*s}(T_k)}{g_{*s0}} \right)^{-2/3} , \quad (21)$$

where  $T_k$  is the temperature when the wave  $h_k$  exactly crossed the horizon. First we can assume  $g_* = g_{*0}$  and  $g_{*s} = g_{*s0}$  are always satisfied, which is the condition without changes in the relativistic degrees of freedom during the radiation era, which follows that  $\tilde{F}_k = B/k$ . Inserting this into Eq.(10), one finds the value of  $\Omega_g(k)$  is independent of the wavenumber  $k$ . However, here we are interested in the condition with changing  $g_*$  and  $g_{*s}$ , and the factor  $t_3$  exactly denotes the difference of these two conditions, i.e.

$$t_3 = \frac{F_k}{\tilde{F}_k} = \left( \frac{g_*(T_k)}{g_{*0}} \right)^{1/2} \left( \frac{g_{*s}(T_k)}{g_{*s0}} \right)^{-2/3} , \quad (22)$$

where  $g_{*0} = 3.3626$  and  $g_{*s0} = 3.9091$ . This factor depends on the values of  $g_*$  and  $g_{*s}$  at the early universe. Fig.[1], presents the evolution of the values of  $g_*$  and  $g_{*s}$ , which shows that the value of  $g_*$  has an obvious accretion when  $T > 0.1\text{MeV}$ . The difference between  $g_*$  and  $g_{*s}$  only exists when  $T < 0.1\text{MeV}$ . In the expression of  $\Omega_g(k)$ , this effect is described by a factor  $t_3^2$ . Compared with the accurately numerical calculation, this approximation has the error smaller that 10%. The total transfer function is the combination of these three effects

$$T_f(k) = t_1 \times t_2 \times t_3 , \quad (23)$$

where  $t_1$  is most important, which approximately shows the evolution of RGW in the expanding universe. The function of  $t_2$  has the most uncertain in this discussion. In the extreme condition with  $f = 0$ ,  $t_2 = 1$  is held, i.e. no damping; and in another extreme condition with  $f = 1$ ,  $t_2 = 0.59$  is held, this function arrives at its smallest value. In the case of  $f = 0.4052$ ,  $t_2 = 0.80321$  only contributes a damping factor 0.645 for the strength of the RGW. The value of  $t_3$  is fairly small.



For the extreme condition with  $T_k > 10^6 \text{MeV}$  ( $k > 2 \times 10^{-4} \text{Hz}$ ), one has  $g_* = g_{*s} = 106.75$  in the Standard Model ( $g_* = g_{*s} = 228.75$  in the MSSM),  $t_3 = 0.62$  ( $t_3 = 0.55$  in MSSM) only contributes a damping factor 0.38 (0.30 in MSSM) to the strength of the RGW.

The experiments which can directly detect the RGW are all sensitive to the waves with  $k \gg k_{eq}$ , which re-entered the horizon during the radiation era. From the previous discussion, one can get a simple expression of all these damping effects:

$$\mathcal{T}(k) = \left( \frac{15}{8k_{eq}^2 H_0^2 \tau_0^4} \right) \left( \frac{\Omega_m}{\Omega_\Lambda} \right)^2 \left( \frac{g_*(T_k)}{g_{*0}} \right) \left( \frac{g_{*s}(T_k)}{g_{*s0}} \right)^{-4/3} \\ \times \left( \frac{15(14406f_k^4 - 55770f_k^3 + 3152975f_k^2 - 48118000f_k + 324135000)}{343(15 + 4f_k)(50 + 4f_k)(105 + 4f_k)(180 + 4f_k)} \right)^2. \quad (24)$$

where  $f_k$  is the value of the function  $f$  when wave  $h_k$  exactly crossed the horizon. This function is dependent on the values of  $\Omega_\Lambda$ ,  $\Omega_m$ , the present energy densities of vacuum and matter, respectively; the value of  $\tau_0$ , the age of the universe; the value of  $H_0$ , the present Hubble constant; the values of  $g_*(T_k)$  and  $g_{*s}(T_k)$ , the effective number of relativistic degrees of freedom; and the fraction  $f_k$  of the background (critical) energy density of the free-streaming relativistic particles in the universe. So this function includes abundant cosmic information. Using this, the strength of RGW becomes

$$\Omega_g(k) = P_T(k)\mathcal{T}(k). \quad (25)$$

Here we are interested in the waves with  $\nu = 0.1 \text{Hz}$ , which is the sensitive frequency of laser interferometers, BBO and DECIGO. Choosing the cosmic parameters  $h = 0.72$ ,  $\Omega_m = 0.27$ ,  $\Omega_\Lambda = 0.73$ ,  $g_* = g_{*s} = 106.75$  and  $f_k = 0$ , one gets

$$\mathcal{T}(k) = 4.15 \times 10^{-7}, \quad \Omega_g(k) = 4.15 \times 10^{-7} P_T(k). \quad (26)$$

#### IV. THE PRIMORDIAL POWER SPECTRUM OF RGW

The primordial spectrum of RGW is always described in a simple form

$$P_T(k) = P_T(k_0) \left( \frac{k}{k_0} \right)^{n_t(k_0) + \frac{1}{2}\alpha_t \ln(k/k_0)}, \quad (27)$$

where  $n_t(k)$  is the tensor spectral index, and  $\alpha_t \equiv dn_t/d \ln k$  is its running. In the single-field inflationary models, a standard slow-roll analysis gives the below relations of observable quantities and slow-roll parameters,

$$n_t = -\frac{r}{8}, \quad \alpha_t = \frac{r}{8} \left[ (n_s - 1) + \frac{r}{8} \right], \quad r = \frac{8}{3}(1 - n_s) + \frac{16}{3}\eta_V, \quad (28)$$

where  $r(k) \equiv P_T(k)/P_S(k)$ , is the so-called tensor-scalar ratio. These formulae relate  $n_t$  and  $\alpha_t$  to the other two functions  $n_s$  and  $r$ , which are easily to observe. But the relation between  $r$  and  $n_s$  is dependent on  $\eta_V$ , which depends on the specific inflationary potential. Inserting these into Eq.(27), one gets

$$P_T(k) = P_S(k_0) \times r \times \left(\frac{k}{k_0}\right)^{-\frac{r}{8} + \frac{r}{16}[(n_s-1) + \frac{r}{8}] \ln(k/k_0)}, \quad (29)$$

where  $r$  denotes the tensor-scalar ratio at  $k = k_0$ , i.e.  $r \equiv r(k_0)$ , which is also held in the following sections. So the primordial spectrum of RGW only depends on  $n_s$  and  $r$ . The recent constraints come from the observations of three-year WMAP [2], which are

$$n_s = 0.951_{-0.019}^{+0.015} \text{ (68\% C.L.)}, \quad r < 0.28 \text{ (95\% C.L.)}. \quad (30)$$

Using the Eq.(26), one gets

$$\Omega_g(k) = 9.98 \times 10^{-16} r \left(\frac{k}{k_0}\right)^{-\frac{r}{8} + \frac{r}{16}[(n_s-1) + \frac{r}{8}] \ln(k/k_0)}, \quad (31)$$

where we have chosen  $A(k_0) = 0.813$ . We have plotted the function  $\Omega_g$  (denoting  $\Omega_g \equiv \Omega_g(k_1)$ , and  $k_1 = 0.1\text{Hz}$ ) dependent on  $r$  in Fig.[2], where  $n_s = 0.951$  is used. This result is consistent with our previous work, a larger  $r$  leads to a larger  $\Omega_g$ . We well know that the formula in Eq.(27) is a very good approximation when the wavenumber  $k$  is not much larger (or smaller) than  $k_0$ . But it may be not a good approximation at  $k_1$ , which is more than 16 order that  $k_0$ . So it is necessary to numerically calculate  $P_T(k)$ , but it is not easy for the exactly numerically calculation, since one must calculate the spectrum in a very wide range in wavenumber (larger than 16 order), and for each  $k$ , one must integrate it from the initial condition to the end of the inflation. In this section, we will use a semi-numerical method to calculate the primordial power spectrum of RGW. We will introduce this method by discussing two kinds of inflationary models, which all satisfy the current constraints of  $n_s$ ,  $\alpha$  and  $r$ .

First we consider the model with potential (**Mod.1.1**)  $V(\phi) = \Lambda^4(\phi/\mu)^2$ , which belongs to the large-field model, and predicts a fairly larger  $r$  [27]. From Eq.(6), one gets

$$\epsilon_V = \frac{2}{\phi^2}, \quad \eta_V = \frac{2}{\phi^2}, \quad \xi_V = 0, \quad (32)$$

where we have denoted  $M_{\text{Pl}} \equiv 1$ . So the slow-roll condition requires that  $\phi \gg \sqrt{2}$ , the so-called large-field model. At the end of inflation,  $\epsilon_V = 1$  is satisfied, which leads to  $\phi_{\text{end}} = \sqrt{2}$ . In the initial condition, one has [21]

$$n_s - 1 = -6\epsilon_V + 2\eta_V, \quad r = 16\epsilon_V, \quad P_S(k_0) = \frac{V}{24\pi^2\epsilon_V}, \quad (33)$$

which follows that

$$\phi_{ini} = \sqrt{8/(1 - n_s)}, \quad r = 4(1 - n_s) \quad \Lambda^4/\mu^2 = 0.75\pi^2 P_S(k_0)(1 - n_s)^2. \quad (34)$$

Inserting these into the Hamilton-Jacobi formula,

$$2 [H'(\phi)]^2 - 3H^2(\phi) = -V(\phi), \quad (35)$$

one can immediately get the function  $H(\phi)$  by the numerical calculation. We define the e-folds number  $N$ , and the scale factor is  $a = a_{ini}e^N$ . When  $k_0$  crossed the horizon, we set the scale factor  $a = a_{ini} = 1$  i.e.  $N = 0$ . The relation of  $N$  and  $\phi$  is

$$\frac{d\phi}{dN} = -2\frac{H'}{H}, \quad (36)$$

where  $H$  is the Hubble parameter during inflation, and  $H' \equiv dH/d\phi$ . One can define a Hubble slow-roll parameter  $\epsilon \equiv 2(H'/H)^2$ , so the primordial power spectrum of RGW is (to the first slow-roll order) [28]

$$P_T(k) = \frac{2}{\pi^2} \left[ 1 - \frac{c+1}{4}\epsilon \right] H^2 \Big|_{k=aH}, \quad (37)$$

where  $c = 4(\ln 2 + \gamma) - 5 \simeq 0.0814514$  (with  $\gamma$  the Euler-Mascheroni constant) is a constant. Using the Eqs.(35) and (36), one can numerically calculate  $H(N)$ . Inserting it into Eq.(37), one can get the primordial spectrum of RGW, at the same time the total e-folds  $N$  is also got. The value of  $\Omega_g$  is also got by using the Eq.(26). We have plotted the values of  $r$  and  $\Omega_g$  in Fig.[2], where we have chosen  $n_s \in [0.94, 0.98]$ . It is easily found the value of  $r$  is in the range  $r \in [0.08, 0.24]$ . Compared with the approximate formula (31), the numerical value is much smaller: When  $n_s = 0.951$ , the value is only one third of the approximate value.

Then let us consider another model  $V(\phi) = \Lambda^4[1 - (\phi/\mu)^2]$ , which belongs to the small-field model, and predicts a very small  $r$  [27]. From Eq.(6), one gets

$$\epsilon_V = \frac{1}{2} \left[ \frac{2x/\mu}{1 - x^2} \right]^2, \quad \eta_V = \frac{2/\mu^2}{x^2 - 1}, \quad \xi_V = 0, \quad (38)$$

where  $x \equiv \phi/\mu$ . At the end of inflation,  $\phi_{end} = \mu$  i.e.  $x_{end} = 1$ , where  $V = 0$  is satisfied. The initial value of  $x$  must be very small to account for the slow-roll condition. Since it can not be got from the observed  $n_s$  and  $P_S(k_0)$ , we must set it before the calculation. First let us consider the model with  $x_{ini} = 0.1$  (**Mod.2.1**), using the Eq.(33), one immediately gets

$$\mu^2 = 4.89746/(1 - n_s), \quad r = 0.06667(1 - n_s), \quad \Lambda^4 = 0.99693(1 - n_s)P_S(k_0); \quad (39)$$

Second we consider the model with  $x_{ini} = 0.2$  (**Mod.2.2**), which follows that

$$\mu^2 = 6.07693/(1 - n_s), \quad r = 0.22857(1 - n_s), \quad \Lambda^4 = 3.52486(1 - n_s)P_S(k_0); \quad (40)$$

The third model has  $x_{ini} = 0.3$  (**Mod.2.3**), which follows that

$$\mu^2 = 7.72854/(1 - n_s), \quad r = 0.45(1 - n_s), \quad \Lambda^4 = 7.32086(1 - n_s)P_S(k_0). \quad (41)$$

Then using the Hamilton-Jacobi formula in Eq.(35) and the relation of  $N$  and  $\phi$ , here it becoming  $d\phi/dN = 2H'/H$ , one can also get the function  $H(N)$ . Using the formula (37), the values of  $r$ ,  $P_T(k)$ ,  $\Omega_g(k)$  and  $N$  are also got, which have been plot in Figs.[2] and [3]. From Fig.[3], one finds a larger  $n_s$  leads to a larger  $N$ , which is held for all these four inflationary models. When  $n_s = 0.951$ ,  $N = 41.96$  for the Mod.1.1, and  $N = 62.47$  for the Mod.2.3, which are in the region of  $N \in [40, 70]$ , and acceptable [29]. But for the Mod.2.1,  $N = 97.90$ , and for the Mod.2.2,  $N = 74.59$ , which are too large to suitable. From Fig.[2], one finds that when  $n_s \in [0.94, 0.98]$ ,  $r < 0.02$  is satisfied for the Mod.2.1, Mod.2.2, Mod.2.3, the very small values. And values of  $\Omega_g$  are exactly same with the approximate results. So one gets a conclusion: when  $r$  is small, the formula (31) is a very good approximation, but when  $r$  is larger ( $r > 0.1$ ), the approximate formula (31) is not very good, and the numerical calculation is necessary.

## V. CONCLUSION AND DISCUSSION

Inflation has received strong supports from the observations of the CMB and LSS. As a key prediction of inflationary models, the detection of RGW would provide incontrovertible evidence that inflation actually occurred and set strong constraints on the dynamics of inflation. A lot of experiments are under development for the RGW detection, which mainly include two kinds: The CMB experiments, including Planck, Clover, and others, and the laser interferometers, including BBO, DECIGO and so on. For investigating the detection abilities of these two kinds of experiments, it is convenient to study the distribution of the inflationary models in the  $r - \Omega_g$  diagram. So it is necessary to accurately calculate the RGW at all frequency range. In this paper, we improved the previous calculation in two aspects: First, we studied the transfer function after considering the redshift-suppression effect, the accelerating expansion effect, the damping effect of free-streaming relativistic particles, and the damping effect of cosmic phase transition, and gave a simple approximate formula of the transfer function, which applies to the waves with  $k > k_{eq}$ . This function depends on the values of the cosmic parameters:  $\Omega_m$ ,  $\Omega_\Lambda$ ,  $H_0$ ,  $k_{eq}$ ,  $\tau_0$ ,  $g_*$ ,  $g_{*s}$ , and

$f_k$ . Second, we have developed a numerical method to calculate the primordial power spectrum of RGW, especially at high frequency, where the observed constraints on  $n_s$  and  $P_S(k_0)$  and the Hamilton-Jacobi equation are used. We applied this method to two kinds of inflationary models, which all satisfy the current constraints on  $n_s$ ,  $\alpha$  and  $r$ .

From Fig.[3], one can find: in all these inflationary models, a larger  $n_s$  follows a larger  $N$ . For the first kind of model, when  $n_s > 0.97$ , the value of  $N > 70$  is satisfied, which is unsuitable. To account for the constraint of  $N \in [40, 70]$ ,  $n_s$  can only be in a very narrow region  $n_s \in [0.948, 0.970]$ . For the second kind of model, the initial conditions of  $x_{ini} = 0.1$  and  $x_{ini} = 0.2$  are not acceptable, which predict too large e-folds. The condition of  $x_{ini} = 0.3$  is suitable, which predicts  $N = 62.47$  when  $n_s = 0.951$ . But to account for the constraint  $N < 70$ ,  $n_s < 0.956$  must be satisfied. From Fig.[2], one found that, for the Mod.1.1, when  $n_s \in [0.94, 0.98]$ , the value of  $r$  is in the region  $r \in [0.08, 0.24]$ , which are mostly in the sensitive region of Planck satellite. The value of  $\Omega_g$  is in the region of  $[5.6 \times 10^{-17}, 2.2 \times 10^{-18}]$ . In the most region of  $n_s$ , a larger  $n_s$  follows a smaller  $r$ , and corresponds to a larger  $\Omega_g$ , which is an unexpected result. This is an obvious difference from the result of the approximate formula. When  $n_s = 0.951$ ,  $\Omega_g = 1.3 \times 10^{-17}$ , which is in the sensitive region of ultimate DECIGO, but beyond the sensitive limit of BBO. This value is only one third of the value from the approximate formula in Eq.(31). For the Mod.2.1, Mod.2.2 and Mod.2.3, a larger  $n_s$  follows a smaller  $r$  and a smaller  $\Omega_g$ . These models predicted a very small  $r$ , when  $n_s \in [0.94, 0.98]$ ,  $r < 0.02$  is always satisfied, and the value of  $\Omega_g$  is exactly same with the the value from the approximate formula in Eq.(31). For the Mod.2.3, which predicted an acceptable e-folds, the values of  $r$  are all in the sensitive region of Clover, but beyond which of Planck; the values of  $\Omega_g$  are all in the sensitive region of ultimate DECIGO, but beyond which of BBO.

**ACKNOWLEDGMENT:** The author thanks Yuki Watanabe for useful help.

- 
- [1] Bennett C.L. *et al.*, *Astrophys.J.Suppl.* **148** (2003) 1; Spergel D.N. *et al.*, *Astrophys.J.Suppl.* **148** (2003) 175;
  - [2] Hinshaw G. *et al.*, arXiv:astro-ph/0603451; Page L. *et al.*, arXiv:astro-ph/0603450; Spergel D.N. *et al.*, arXiv:astro-ph/0603449;
  - [3] Leitch E.M. *et al.*, *Astrophys.J.* **624** (2005) 10; MacTavish C.J. *et al.*, arXiv:astro-ph/0507503; Sievers J.L. *et al.*, arXiv:astro-ph/0509203; Barkats D. *et al.*, *Astrophys.J.* **619** (2005) L127;
  - [4] Cole S. *et al.*, *Mon.Not.R.Astron.Soc.* **362** (2005) 505; Tegmark M. *et al.*, *Astrophys.J.* **606** (2005) 702;

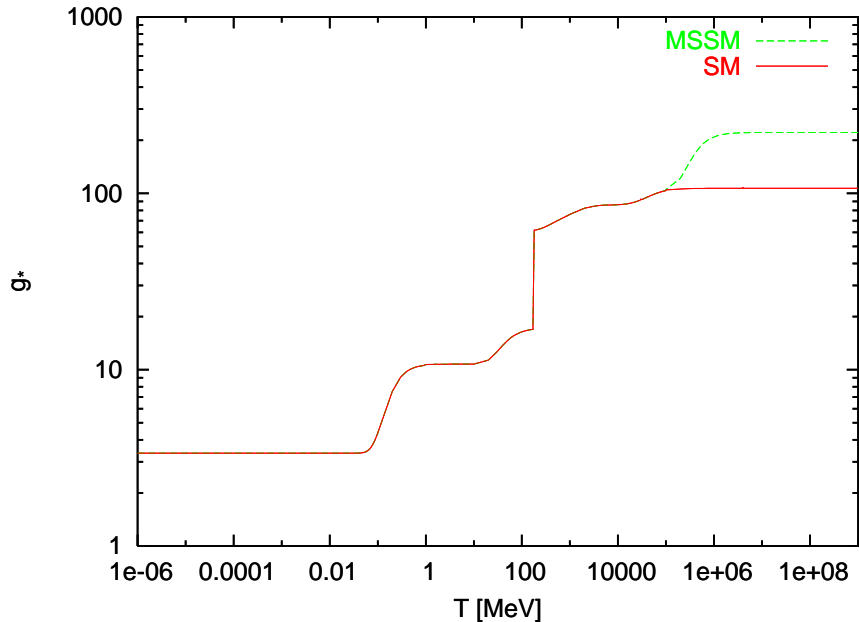


FIG. 1: Evolution of  $g_*$  with the temperature. The solid and dash lines represent  $g_*$  in the Standard Model (SM) and in the Minimal extension of Supersymmetric Standard Model (MSSM), respectively. At the energy scales below  $\sim 0.1\text{MeV}$ ,  $g_* = 3.3626$  and  $g_{*s} = 3.9091$ ;  $g_* = g_{*s}$  otherwise. This figure comes from the Ref.[15]

- Eisenstein D.J. *et al.*, *Astrophys.J.* **633** (2005) 560;
- [5] LIGO Scientific Collaboration: Abbott B. *et al.*, *Phys.Rev.Lett.* **95** (2005) 221101; Lommen A.N., arXiv:astro-ph/0208572; Smith T.L., Pierpaoli E. and Kamionkowski M., *Phys.Rev.Lett.* **97** (2006) 021301;
- [6] Sasaki S., *Prog.Theor.Phys.* **76** (1986) 1036; Mukhanov V.F., Feldman H.A., and Brandenberger R.H., *Phys.Rept.* **215** (1992) 203; Peebles P.J.E., *Principles of Physical Cosmology* Princeton University Press (1993); Peacock J.A., *Cosmological Physics* Cambridge University Press (1999); Lyth D.H. and Riotto A., *Phys.Rept.* **314** (1999) 1;
- [7] Seljak U. and Zaldarriaga M., *Phys.Rev.Lett.* **78** (1997) 2054; Kamionkowski M., Kosowsky A. and Stebbins A., *Phys.Rev.Lett.* **78** (1997) 2058; Pritchard J.R. and Kamionkowski M., *Annals Phys. (New York)* **318** (2005) 2; Zhao W. and Zhang Y., *Phys.Rev.D* **74** (2006) 083006; Zhang Y., Hao H. and Zhao W., *Chinese Astronomy and Astrophysics*, **29** (2005) 250;
- [8] <http://www.rssd.esa.int/index.php?project=Planck>;
- [9] Taylor A.C., *et al.*, arXiv:astro-ph/0407148;
- [10] <http://universe.nasa.gov/program/bbo.html>; Corbin V. and Cornish N.J., *Class.Quant.Grav.* **23** (2006) 2435;
- [11] Seto N., Kawamura S. and Nakamura T., *Phys.Rev.Lett.* **87** (2001) 221103;
- [12] Tang M.X., Li F.Y. and Luo J., *Chinese Physics* **6** (1997) 161; Li F.Y. and Tang M.X., *Chinese Physics*

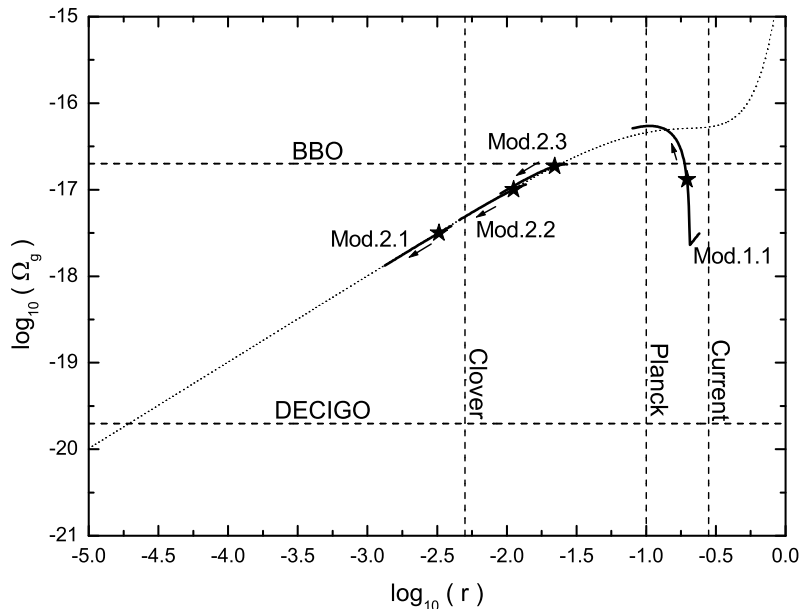


FIG. 2: The inflationary models in the  $r - \Omega_g$  diagram.  $r$  is the tensor-scalar ratio at  $k = 0.002\text{Mpc}^{-1}$ , and  $\Omega_g$  is the strength of RGW at  $k = 2\pi \times 0.1\text{Hz}$ . The dot line represents the curve of the approximate formula in Eq.(31) and  $n_s = 0.951$ . The vertical (dot) lines from right to left are the sensitive limit curves of current observations, Planck and Clover, respectively. The horizontal (dot) lines from up to down are the sensitive limit curves of BBO and ultimate DECIGO, respectively. The solid lines are the predicted curves of the inflationary models, where  $n_s \in [0.94, 0.98]$ , and the arrows denote the direction with increasing  $n_s$ . The stars denote the models with  $n_s = 0.951$ .

**6** (1997) 321; Li F.Y., Su X., Long B.W. and Tang M.X., Chinese Physics **11** (2002) 461; Li F.Y., Shi D.P. and Dai H.X., Acta Physica Sinica **52** (2003) 2706; Shi D.P., Li F.Y. and Zhang Y., Acta Physica Sinica **55** (2006) 5041;

[13] Smith T.L., Kamionkowski M. and Cooray A., Phys.Rev.D **73** (2006) 023504; Chongchitnan S. and Efstathiou G., Phys.Rev.D **73** (2006) 083511; Smith T.L., Peiris H.V. and Cooray A., Phys.Rev.D **73** (2006) 123503;

[14] Zhao W. and Zhang Y., Phys.Rev.D **74** (2006) 043503;

[15] Watanabe Y. and Komatsu E., Phys.Rev.D **73** (2006) 123515;

[16] Kampfer B., Ann. Phys. (Berlin) **9** (2000) 605; Schwarz D.J., Ann. Phys. (Berlin) **12** (2003) 220; Schaefer T., arXiv:hep-ph/0509068;

[17] Schwarz D.J., Mod.Phys.Lett.A **13** (1998) 2771;

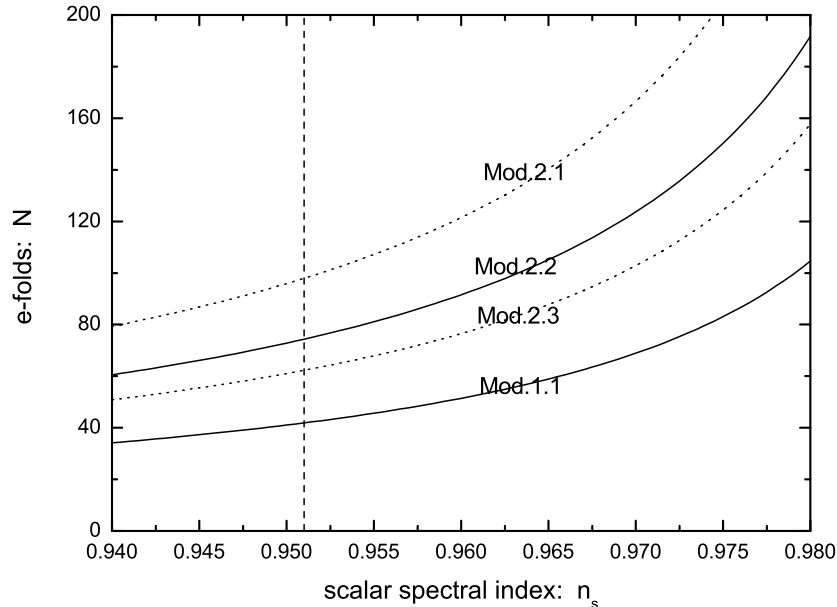


FIG. 3: The evolution of the value of the e-folds  $N$  with the scalar spectral index  $n_s$  for the inflationary models. The black dot line denotes the curve with  $n_s = 0.951$ .

- [18] Weinberg S., Phys.Rev.D **69** (2004) 023503; Dicus D.A. and Repko W.W., Phys.Rev.D **72** (2005) 088302;
- [19] Boyle L.A. and Steinhardt P.J., arXiv:astro-ph/0512014;
- [20] Tsagas C.G. and Barrow J.D., Class.Quant.Grav. **14** (1997) 2539; Tsagas C.G. and Maartens R., Phys.Rev.D **61** (2000) 083519;
- [21] Liddle A.R. and Lyth D.H., Phys.Lett.B **291** (1992) 391; Liddle A.R. and Lyth D.H., Phys.Rep. **231** (1993) 1;
- [22] Turner M.S., White M. and Lidsey J.E., Phys.Rev.D **48** (1993) 4613;
- [23] Zhang Y., Yuan Y.F., Zhao W. and Chen Y.T., Class.Quant.Grav. **22** (2005) 1383; Zhang Y., Zhao W., Yuan Y.F. and Xia T.Y. Chin.Phys.Lett. **20** (2005) 1871; Zhang Y., Er X.Z., Xia T.Y., Zhao W. and Miao H.X., Class.Quant.Grav. **23** (2006) 3783;
- [24] Fabris J.C., Goncalves S.V.B. and dos Santos M.S., Gen.Rel.Grav. **36** (2004) 2559; Santos M.S., Goncalves S.V.B., Fabris J.C. and de Gouveia Dal Pino E.M., arXiv:gr-qc/0504032;
- [25] Kolb E.W. and Turner M., *The Early Universe* Addison-Sesley Publishing Company (1990);
- [26] Riess A.G. *et al.*, Astron.J. **116** (1998) 1009; Perlmutter S. *et al.*, Astrophys.J. **517** (1999) 565; Tonry J.L. *et al.*, Astrophys.J. **594** (2003) 1; Knop R.A. *et al.*, Astrophys.J. **598** (2003) 102;



- [27] Dodelson S., Kinney W.H. and Kolb E.W., Phys.Rev.D **56** (1997) 3207; Kinney W.H., Phys.Rev.D **58** (1998) 123506; Peiris H.V. *et al.*, Astrophys.J.Suppl. **148** (2003) 175;
- [28] Stewart E.D. and Lyth D.H., Phys.Lett.B **302** (1993) 171;
- [29] Alabidi L. and Lyth D., JCAP **0605** (2006) 016; Alabidi L. and Lyth D., arXiv:astro-ph/0603539;