

**Comment on “Quantization of FRW spacetimes
in the presence of a cosmological constant and radiation”**

Paolo Amore,^{*} Alfredo Aranda,[†] and Mayra Cervantes[‡]
*Facultad de Ciencias, Universidad de Colima,
Bernal Díaz del Castillo 340, Colima, Colima, México.*

J. L. Díaz-Cruz[§]
*Facultad de Ciencias, Universidad de Colima,
Bernal Díaz del Castillo 340,
Colima, Colima, México and
Facultad de Ciencias Físico-Matemáticas, BUAP
Apdo. Postal 1364, C.P.72000 Puebla, Pue, México*

Francisco M. Fernández[¶]
*INIFTA (Conicet, UNLP), División Química Teórica, Diag. 113 y 64 S/N,
Sucursal 4, Casilla de Correo 16, 1900 La Plata, Argentina*

The quantization of the Friedmann-Robertson-Walker spacetime in the presence of a negative cosmological constant was used in a recent paper to conclude that there are solutions that avoid singularities (big bang–big crunch) at the quantum level. We show that a proper study of their model does not indicate that it prevents the occurrence of singularities at the quantum level, in fact the quantum probability of such event is larger than the classical one. Our numerical simulations based on the powerful variational sinc collocation method (VSCM) also show that the precision of the results of that paper is much lower than the 20 significant digits reported by the authors.

PACS numbers: 98.62.Sb, 04.40.-b, 04.70.Bw

We review the results presented in a recent paper on Quantum Cosmology by Monerat et al [1], concerning the quantization of the Friedmann-Robertson-Walker spacetime. The quantum dynamics of this model is described by the Wheeler-De Witt equation, which is obtained by applying the Dirac formalism to the quantization of constrained systems. Such equation reads

$$\left(\frac{1}{12} \frac{\partial^2}{\partial a^2} - 3ka^2 + \Lambda a^4 \right) \Psi(a, \tau) = -i \frac{\partial}{\partial \tau} \Psi(a, \tau) , \quad (1)$$

and it is formally equivalent to the Schrödinger equation for a quartic anharmonic oscillator with a potential given by [1]

$$V_e(a) = 36ka^2 - 12\Lambda a^4 . \quad (2)$$

^{*}Electronic address: paolo@uclm.mx

[†]Electronic address: fefo@uclm.mx

[‡]Electronic address: mayradcv@uclm.mx

[§]Electronic address: jldiaz@fcfm.buap.mx

[¶]Electronic address: fernande@quimica.unlp.edu.ar

Here a is the scale factor in the FRW metric, Λ is the (negative) cosmological constant and k denotes the constant curvature of the spatial sections.

The corresponding time-independent Schrödinger equation then reads

$$\left(-\frac{\partial^2}{\partial a^2} + V_e(a)\right)\eta(a) = 12E\eta(a), \quad (3)$$

in the notation of Monerat et al [1]. In what follows we write $\varepsilon \equiv 12 E$.

Our critique of the arguments of Monerat et al [1] is based on both technical and conceptual grounds. The former stems from the numerical results obtained in their paper which are below the claimed accuracy. The latter concerns the correct interpretation of the model which does not support the conclusion that singularities are avoided at a quantum level [1].

Regarding the technical part, Monerat et al [1] obtained their results by means of a technique developed by Chhajlany and Malnev [3, 4]. The application of this method requires the introduction of an extra term in the Schrödinger equation, in the form of a sextic potential with a coefficient obtained from a cubic algebraic equation. Due to this fact the energies and wave functions calculated by Monerat et al are only approximations with roughly 1% error. However, the results reported in Table I of Ref. [1], which are obtained using the modified potentials given in their equations (26), (30) and (32) are claimed to have 20 digits accuracy. Long time ago Fernández [5] noticed that the method of Chhajlany et al [3, 4] converges rather slowly and it therefore requires a much larger number of terms to reach that precision.

In order to verify the accuracy of the results we have used the powerful “Variational Sinc Collocation Method” (VSCM) [6, 7], which allows one to obtain very precise numerical results, both for the energies and wavefunctions, and has proved to yield errors that decay exponentially with the number of elements (sinc functions) used.

In what follows we briefly sketch the VSCM. The sinc functions are given by

$$S_k(h, x) \equiv \frac{\sin(\pi(x - kh)/h)}{\pi(x - kh)/h}, \quad (4)$$

where $k = 0, \pm 1, \dots$ is an integer and h is the spacing between two contiguous sinc functions. The sinc functions are orthogonal:

$$\int_{-\infty}^{+\infty} S_k(h, x) S_l(h, x) dx = h \delta_{kl}. \quad (5)$$

Using a collocation scheme, one can express the matrix element of the Hamiltonian operator in the sinc “basis” as

$$H_{kl} \approx h \left[-c_{kl}^{(2)} + \delta_{kl} V(kh) \right], \quad (6)$$

where

$$c_{lk}^{(2)} \equiv \begin{cases} -\frac{\pi^2}{3h^2} & \text{if } k = l \\ -\frac{2}{h^2} \frac{(-1)^{k-l}}{(k-l)^2} & \text{if } k \neq l \end{cases} \quad (7)$$

are the coefficients obtained from the discretization of the second derivative. Diagonalization of the $N \times N$ matrix yields a set of N eigenvalues (energies) and eigenvectors (wavefunctions). Notice however, that the diagonalization of H requires the specification of the otherwise arbitrary grid spacing h . For a given number N of sinc functions there exists an optimal value of h which provides the smallest errors. As shown by Amore and collaborators [6, 7] such

TABLE I: Lowest energy levels for the effective potentials with $k = 0, \pm 1$.

Level	$k = 1$	$k = 0$	$k = -1$
E_1	1.5103016760578707333	0.3404027974289474964	-10.553138375809812184
E_2	3.5509871014722926520	1.0496018816142096406	-8.8509608822646650503
E_3	5.6230931685079239340	1.9248782225982734499	-7.2247835560429854525
E_4	7.7256531719676264015	2.9232145294809850623	-5.6802949920840011967
E_5	9.8577817763092210058	4.0227383298745516995	-4.2251989178977204001
E_6	12.018664366203979043	5.2097960735587976352	-2.8707515711793779600
E_7	14.207548236413247839	6.4748734068112171253	-1.6348253113363418720
E_8	16.423735233636153025	7.8108774875618647285	-0.5364307199618285749
E_9	18.666575557925837760	9.2122719234208330574	0.481759254997070592451
E_{10}	20.935462499941518896	10.674588220211030332	1.583190805382159479497
E_{11}	23.229827940734217332	12.194126732921328651	2.833031712002511140698
E_{12}	25.549138478317595566	13.767762283584094708	4.213983702088123106309
E_{13}	27.892892073596735435	15.392811775837602761	5.707834132050646278314
E_{14}	30.260615129836301427	17.066940597587263816	7.302868225546844668469
E_{15}	32.651859936513780000	18.788094386112582846	8.990905434198164180404
E_{16}	35.066202421382313215	20.554447991460572182	10.76576537713456435413
E_{17}	37.503240164769059826	22.364366463785281446	12.62252647249543208197
E_{18}	39.962590638221848703	24.216374668801875820	14.55712323817216360861
E_{19}	42.443889636078437368	26.109133235245860851	16.56610649829916492072
E_{20}	44.946789873733933173	28.041419241199542663	18.64649041909474222481
E_{21}	47.470959730597782399	30.012110508653406479	20.79564954975016308111
E_{22}	50.016082119171135490	32.020172687758339925	23.01124646297271199397
E_{23}	52.581853464498535137	34.064648527576543759	25.29117906504417774373

optimal value of h can be found by application of the Principle of Minimal Sensitivity (PMS) [8] to the trace of the $N \times N$ hamiltonian matrix. Notice that once the hamiltonian matrix has been diagonalized one can also solve the time-dependent Schrödinger equation, in terms of the stationary states previously calculated.

Our table I shows the odd energies for the potentials given in equations (26), (30) and (32) of Ref. [1] using the VSCM. The results in this table are correct up to the 20^{th} digit, and show that the results reported by Monerat et al in their Table I [1] are considerably less precise than they appear to suggest. Just to mention one example, their energy E_{16} corresponding to $k = 1$ has just 5 correct digits. Although this lack of precision does not affect the authors' analysis [1], which is in any case bounded by the more severe 1% error due to the use of an effective potential rather than the exact one, we believe that it is important to remark this point.

We wish to stress that the numerical method that we have used is completely general and can be applied to arbitrary potentials; for this reason we have decided to perform the numerical simulation and time evolution of the model with the exact potential, rather than following the strategy of Monerat et al [1], which was dictated by their choice of numerical method [3, 4]. Table II shows the eigenvalues corresponding to the exact potential Eq. (2). Particularly in

TABLE II: Lowest energy levels for the exact potential with $k = 0, \pm 1$.

Level	$k = 1$	$k = 0$	$k = -1$
E_1	1.5102625384705021518	0.3364795921008755186	-21.79569603947057798056
E_2	3.5506472908620463050	1.0311990503013958552	-20.39848968823294656013
E_3	5.6218937064348010503	1.8807615814216099958	-19.01885125967730517826
E_4	7.7227778139934265020	2.8424874930254863943	-17.65745105165687339198
E_5	9.8521942203839334149	3.8947462112216761884	-16.31503013488920386315
E_6	12.009138568080285499	5.0240915609641800702	-14.99241327017434870429
E_7	14.192693387434484198	6.2211924298081547999	-13.69052532294706014390
E_8	16.402016547726087957	7.4791208557098708821	-12.41041248037188872561
E_9	18.636331727173164959	8.7924907241645713076	-11.15327022078174141020
E_{10}	20.894920472196314023	10.156971843165374589	-9.920481041305256697868
E_{11}	23.177115522582541829	11.568992820956286787	-8.713666752230586250096
E_{12}	25.482295155850129982	13.025548149708503746	-7.534763378250629251892
E_{13}	27.809878360230719403	14.524066967082505523	-6.386132854421764354442
E_{14}	30.159320687349375640	16.062320376957969417	-5.270738293115111860300
E_{15}	32.530110667020528246	17.638353963148189178	-4.192437789021558602284
E_{16}	34.921766690427654626	19.250437372785090866	-3.156519423136907030485
E_{17}	37.333834286304756785	20.897025823964631886	-2.170719224552462670164
E_{18}	39.765883728998739663	22.576730162849598220	-1.246288323062400948910
E_{19}	42.217507928478425449	24.288293189747778350	-0.389996330189812857692
E_{20}	44.688320561206965683	26.030570672865707451	0.433719867112653240009
E_{21}	47.177954407853964266	27.802515928224750562	1.300741393435948191383
E_{22}	49.686059869496678687	29.603167154324565317	2.243855389930394850590
E_{23}	52.212303638550624930	31.431636924008847119	3.256001768433707607172

the case $k = -1$, corresponding to a double well we have verified that the results are quite different from the ones obtained with the effective potential (compare the fourth columns of tables I and II).

By means of the VSCM we have obtained accurate energies E_n and wavefunctions $\phi_n(a)$ up to $n = 23$. Using these states we can build a wave packet

$$\Theta(a, \tau) = \sum_n B_n \phi_n(a) e^{-i\varepsilon_n \tau} \quad (8)$$

where the coefficients B_n are taken to be equal to unity as in Ref. [1] and the energies $\varepsilon_n = 12E_n$. The expected value of the scale factor is

$$\langle a \rangle = \frac{\int_0^\infty a |\Theta(a, \tau)|^2 da}{\int_0^\infty |\Theta(a, \tau)|^2 da} = \frac{\sum_{nn'} B_n^* B_{n'} \kappa_{nn'} e^{i(\varepsilon_n - \varepsilon_{n'})\tau}}{\sum_n |B_n|^2}, \quad (9)$$

where $\kappa_{nn'} \equiv \int_0^\infty a \phi_n^*(a) \phi_{n'}(a) da$. This expectation value oscillates in time because of the time-dependent terms $e^{i(\varepsilon_n - \varepsilon_{n'})t}$. Likewise the energy of the wave packet is $\mathcal{E}_{wp} = \sum_n |B_n|^2 \varepsilon_n / \sum_n |B_n|^2$.

We notice that the wave packet of eq. (8) is not yet fully specified, since the eigenfunctions $\phi_n(a)$ are known up to a phase factor which can be chosen arbitrarily. By looking at the coefficients in Table II of [1] and of Tables II-VII of [2] we see that these wave functions have been chosen by Monerat and collaborators to be positive in a small neighborhood of $a = 0^+$. The wave packet obtained with this prescription for $k = 1$ corresponds at $t = 0$ to a state sharply localized around $a = 0.1$, which quickly spreads at later times according to the Heisenberg principle. The reader can look at the left plot in Fig. 1, where the wave packet at $t = 0$ and $t = 10$ is plotted. The wave packet for $k = -1$ is plotted in the right plot of Fig. 1.

Fig.1 of [1] displays the expectation value of the scale factor for $\Lambda = -0.1$ and $k = 1$; in this plot it is difficult to appreciate the localization of the wave packet, since the curve is compressed by the large time scale considered. In fig.2 of the present paper we show the behavior of the expectation value $\langle a \rangle$ for $\Lambda = -0.1$ and $k = \pm 1$ using the same choice of phases of Monerat et al. Our result for $k = 1$ is similar to the one observed by Monerat et al.: the expectation value of the scale factor starts at $a \approx 0.1$ at $t = 0$ and then strongly oscillates at later times, in accordance with the Heisenberg principle; for $k = -1$, however, our curve is different from the corresponding curve of Fig.3 of [1], and $\langle a \rangle$ oscillates around a larger value. The reason for this discrepancy is the poor accuracy of the results of Monerat et al. especially for the case $k = -1$: the fact that $\langle a \rangle$ oscillates around $a \approx 3$ in our figure reflects both the incorrectness of the eigenfunctions calculated in [1] and the presence of a minimum of the potential at $a = \sqrt{\frac{3k}{2\Lambda}} = \sqrt{15}$ (being the energy of the wave packet negative).

The dashed horizontal lines in our figure correspond to the classical expectation value $\langle a \rangle_{cl}$ for a particle moving in the same potential and with the same energy of the wave packet. The classical probability of finding a given value for the scale factor is given by

$$P_{cl}(a) = \frac{N_{cl}}{\sqrt{V(a_+) - V(a)}} \quad (10)$$

where $N_{cl} = 1/\int_0^{a_+} \frac{da}{\sqrt{V(a_+) - V(a)}}$ and a_+ is the right inversion point (remember that in our problem there is an infinite wall at the origin) given by $\mathcal{E}_{wp} = V(a_+)$.

Based on the behavior of $\langle a \rangle$ in their figures 1-3 the authors of [1] state that they “may be confident about all values assumed by $\langle a \rangle$, in particular, that it does not vanish”, thus concluding that this proves the absence of a big-crunch in the model at the quantum level or using their own words “since the expectation values of the scale factors never vanish, we have an initial indication that these models may not have singularities at the quantum level”.

In our opinion these observations are not correct: in the first place, one concludes that $\langle a \rangle \neq 0$ *without* any calculation because it is a consequence of the presence of an infinite wall located at $a = 0$ and *is therefore completely independent of the form of the potential*. In the second place, and more importantly, the condition $\langle a \rangle \neq 0$ does not imply the absence of a big crunch and actually *holds even at the classical level*. As a matter of fact, simple mathematical considerations, based on the form of $P_{cl}(a)$, are sufficient to conclude that $\langle a \rangle_{cl} > 0$ ¹. As we have said the horizontal curves in Fig. 2 correspond to the classical expectation values which in both cases fall in the region of oscillation of the quantum expectation value. For this reason we believe that hardly any conclusion can be drawn from the study of $\langle a \rangle$ performed in Fig.1-3 of [1].

¹ The quantum and classical expectation values are obtained as integrals of a positive definite function and therefore it can never vanish.

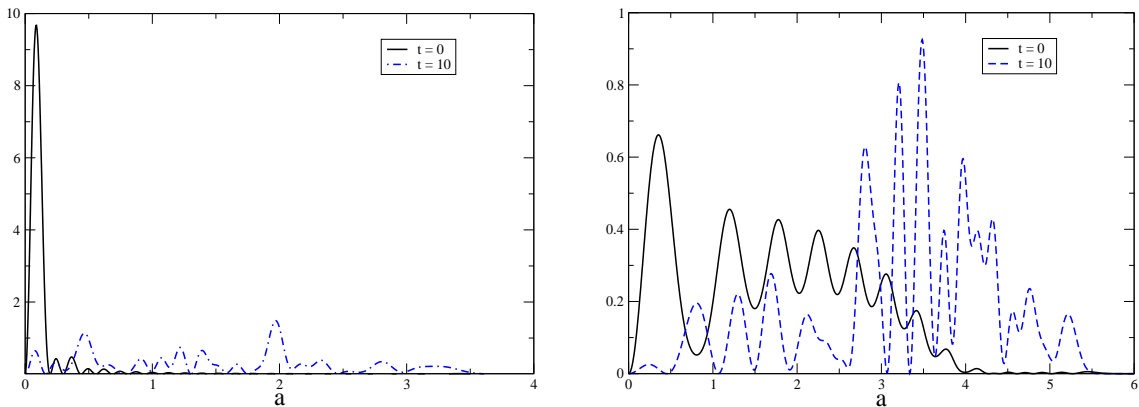


FIG. 1: Wave packets for $\Lambda = -0.1$ and $k = 1$ (left plot) and $k = -1$ (right plot) at two different times. (color online)

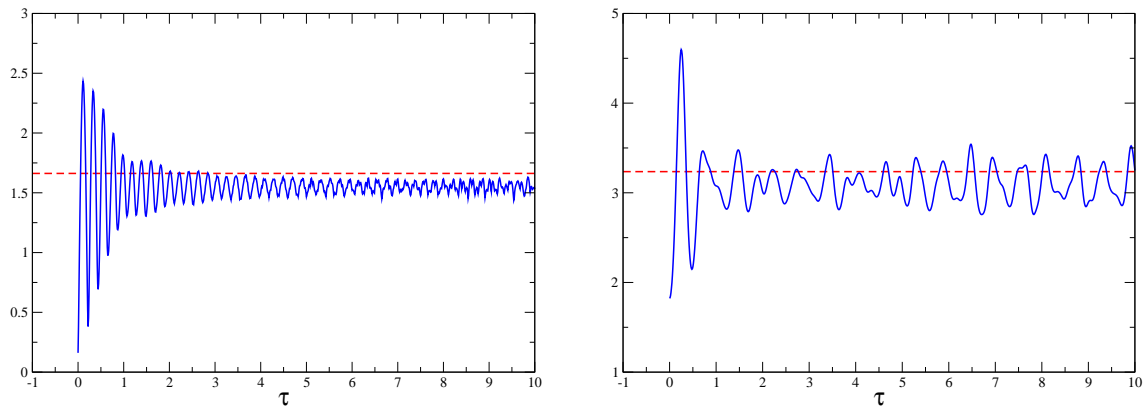


FIG. 2: Behavior of the expectation value $\langle a \rangle$ for $\Lambda = -0.1$ and $k = 1$ (left plot) and $k = -1$ (right plot). (color online)

We also stress that, although the expectation value of the scale factor can never vanish, one can build wave packets which at a given time (say $t = 0$) are localized around an arbitrarily small values, a_0 . Such wave packets are obtained using $B_n = \phi_n^*(a_0)$ for the first N states of the potential using the completeness of the basis $\{\phi_n(a)\}$:

$$\delta(a - a_0) \approx \sum_{n=0}^N \phi_n^*(a_0) \phi_n(a) . \quad (11)$$

On the other hand, a more meaningful comparison between the classical and quantum cases can be made by calculating the probability of finding a in a region between 0 and a_{max} . Fig. 3 shows the quantum probability that the scale factor is smaller than a given value a at three different times, for the wave packet with $B_n = 1$, and $k = \pm 1$ (left and right plot respectively) and also its classical analogue (solid line), using the same phase convention of [1]. We have used a logarithmic scale in the plots to better appreciate the region around $a = 0$.

For $k = 1$ we see that at $t = 0$ the quantum probability differs strongly from the classical one, since the scale factor is localized around $a \approx 0.1$, while at later times when the packet spreads, the quantum probability gets closer to its

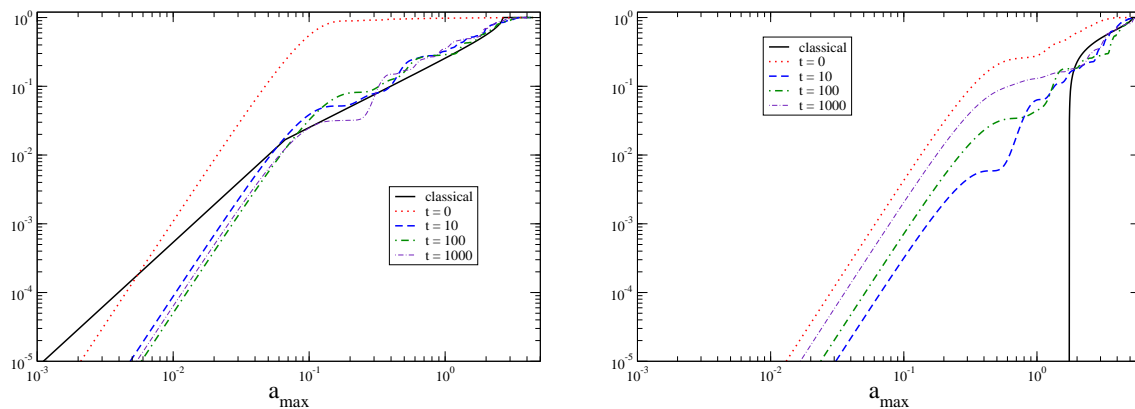


FIG. 3: Probability of finding a scale factor $\leq a$ for $\Lambda = -0.1$ and $k = 1$ (left plot) and $k = -1$ (right plot). (color online)

classical counterpart. At $t = 0$ only for quite small values of a the classical probability is larger than the quantum one, as a consequence of the Dirichlet boundary conditions on the wave functions.

More dramatic differences are observed for $k = -1$: in this case the region around $a = 0$ is classically forbidden and only the quantum probability is nonvanishing around $a = 0$.

Concluding, we feel that the question posed in [1], whether in the quantum model the singularity is avoided, has not been addressed properly in that paper : the observation that $\langle a \rangle > 0$ is trivial and holds both at classical and quantum level; The expectation values calculated for the wave packets considered in [1] oscillate around the corresponding classical expectation values and can never vanish neither in classical or in quantum mechanics. The strong oscillations observed for the case $k = 1$ are understood as a consequence of the Heisenberg principle.

On the other hand, we feel that a better tool to address the question posed by Monerat et al. is to calculate the probability of finding a scale factor below a given value (such tool was not considered in [1]). Our result show that only for very small a the classical probability is larger than the quantum one, although this effect is a mere consequence of the Dirichlet boundary conditions, and therefore holds regardless of the binding potential used (in this case a quartic potential).

-
- [1] G. A. Monerat, E. V. Corrêa Silva, G. Oliveira-Neto, L. G. Ferreira Filho, and N. A. Lemos, Phys. Rev. D **33**, 044022 (2006)
- [2] G. A. Monerat, E. V. Corrêa Silva, G. Oliveira-Neto, L. G. Ferreira Filho, and N. A. Lemos, gr-qc/0508086
- [3] S. C. Chhajlany and V. N. Malnev, Phys. Rev. A **42**, 3111 (1990)
- [4] S. C. Chhajlany, D. A. Letov and V. N. Malnev, J. Phys. A **24**, 2731 (1991)
- [5] F. M. Fernández, Phys. Rev. A **44**, 3336-3339 (1991)
- [6] P. Amore, Journal of Physics A **39**, L349-L355 (2006)
- [7] P. Amore, M. Cervantes and F. M. Fernández, submitted to J. Phys. A (2006)
- [8] P. M. Stevenson, Phys. Rev. D **23**, 2916 (1981).