

New Evidence for Super-Roughening in Crystalline Surfaces with a Disordered Substrate

Barbara Coluzzi^(a), Enzo Marinari^(b) and Juan J. Ruiz-Lorenzo^(a)

^(a) Dipartimento di Fisica and Infn, Università di Roma *La Sapienza*
P. A. Moro 2, 00185 Roma (Italy)

coluzzi@roma1.infn.it ruiz@chimera.roma1.infn.it

^(b) Dipartimento di Fisica and Infn, Università di Cagliari
Via Ospedale 72, 07100 Cagliari (Italy)

marinari@ca.infn.it

January 11, 1997

Abstract

We study the behavior of the Binder cumulant related to long distance correlation functions of the discrete Gaussian model of disordered substrate crystalline surfaces. We exhibit numerical evidence that the non-Gaussian behavior in the low- T region persists on large length scales, in agreement with the broken phase being super-rough.

1 Introduction

The disordered discrete Gaussian model (DDG) is related to the $2D$ random phase Sine-Gordon model (RPSG). The two models belong to the same universality class, which includes different physical systems: for example it is supposed to describe crystalline surfaces growing upon a disordered substrate [1], as well as $2D$ randomly pinned arrays of flux lines with the magnetic field parallel to the superconducting plane [2].

The standard approach used to investigate this model is renormalization group (RG) [1]-[4]. The application of the Mezard-Parisi variational approximation [5] (originally developed for models with continuous replica symmetry breaking) leads to a one-step replica broken solution [6], and because of that it is problematic [7]: still the main features found in the variational approach are very different from the ones found by using the standard RG. The most evident difference is maybe in the behavior one expects in the broken phase for the height-height correlation function.

A considerable amount of work (see, for instance, [6]-[19]) has been devoted to the subject. Contrary to some former claims the situation has been shown to be in agreement with the existence of a broken super-rough phase, as implied by the RG approach, by the numerical simulations of [7, 19].

Recently very convincing further evidence for the system being super-rough down to $T = 0$ has been established in references [20]-[22], by exact computations of the ground state of finite volume samples of the DDG.

In this letter we focus on the non-Gaussian behavior of the DDG in the broken phase. We show that it persists on large length scales. This is definitely not compatible with the predictions of the variational theory¹. On the contrary our data are well compatible with the behavior suggested by RG computations.

Labeling with $\{d_i\}$ the integer valued dynamical variables and by $\{\eta_i\}$ the quenched disorder, the Hamiltonian of the DDG model is

$$\mathcal{H}[\phi] \equiv \frac{\kappa}{2} \sum_{\langle ij \rangle} (\phi_i - \phi_j)^2, \quad \phi_i \equiv d_i + \eta_i, \quad (1)$$

where the sum runs over first neighboring sites of a bidimensional lattice. The model is related to the limit of coupling constant $\lambda \rightarrow \infty$ of the RPSG

$$\mathcal{H}[\phi] \equiv \frac{\kappa}{2} \sum_{\langle ij \rangle} (\phi_i - \phi_j)^2 - \lambda \sum_i \cos(2\pi(\phi_i - \eta_i)), \quad (2)$$

where now ϕ_i are the continuous dynamical variables.

The partition function is defined as

$$Z_\eta \equiv \sum e^{-\beta \mathcal{H}}, \quad (3)$$

where $\beta = \frac{1}{T}$ is the inverse temperature of the problem.

A relevant observable quantity is the correlation function defined by

¹We remind again the reader that we are here in the framework of a one step replica broken solution, and that this kind of criticisms [7] does not apply to the variational theory when describing a continuum breaking [5].

$$C(r, T) \equiv \overline{\langle (\phi(\mathbf{r}_0) - \phi(\mathbf{r}_0 + \mathbf{r}))^2 \rangle} . \quad (4)$$

In the high- T phase thermal fluctuations make the quenched disorder irrelevant. Both renormalization group and the variational theory predict a Gaussian behavior with a logarithmic growth of the height-height correlation function

$$C_{T>T_c}(r, T) \simeq \frac{T}{k\pi} \log r . \quad (5)$$

The critical temperature is expected in both approaches to be $T_c = \frac{\kappa}{\pi}$.

The renormalization group approach find that for $T < T_c$ one has a super-rough broken phase characterized by

$$C_{T<T_c}^{\text{RG}}(r, T) \simeq a \log r + b \log^2 r , \quad b = \frac{2}{\pi^2} \left(\frac{T_c - T}{T_c} \right)^2 , \quad (6)$$

where a is a non-universal coefficient.

On the other hand the Gaussian Ansatz of the variational approximation hints for no $\log^2 r$ contribution, and the broken phase turns out to be described by a one-step replica symmetry broken solution with

$$C_{T<T_c}^{\text{VAR}}(r, T) \simeq \frac{T_c}{k\pi} \log r , \quad (7)$$

i.e. where the slope of the logarithmic term freezes at the critical point T_c .

Let us recall in a few lines some of the main numerical results relevant for the problem. The authors of [15] studied RPSG without being able to detect any signature of the transition when measuring static quantities, probably [16] because of the small λ value they used. Indeed for such small values of the coupling the difference from the pure case becomes sizable only on very large length scales. In [17] numerical estimates for the correlation function $C(r)$ of the DDG model were found to be compatible with the picture expected from the variational theory. Finally, evidence for the $(\log r)^2$ contribution to $C(r)$ in the broken phase has been obtained in the case of the DDG model [7] and in that of RPSG for different λ values [19].

2 The Binder Parameter

In this note we will mainly discuss about the distribution function of the height-height correlation functions at distance r . We define the probability distribution

$$\mathcal{P}[\Delta(r), T] \equiv \overline{\langle \delta[\Delta(\mathbf{r}) - (\phi(\mathbf{r}_0) - \phi(\mathbf{r}_0 + \mathbf{r}))] \rangle} , \quad (8)$$

where by $\langle \cdot \cdot \cdot \rangle$ we denote the thermal average (and here also an average over different values of \mathbf{r}_0), and by $\overline{\cdot \cdot \cdot}$ we denote the average over disorder. For sake of computational simplicity in the following we will only consider displacements \mathbf{r} of the form $(r, 0)$ or $(0, r)$. The second moment of \mathcal{P} is the usual height-height correlation function $C(\mathbf{r})$, the focus of the investigation of [7, 19]. Here we will try to use the knowledge of the full probability distribution (8) in order to gather more information about the system.

To characterize the probability distribution we measure

$$D(r, T) \equiv 3 \left(\overline{\langle \Delta^2(r) \rangle} \right)^2 - \overline{\langle \Delta^4(r) \rangle} , \quad (9)$$

that together with $C(r)$ allows us to define the Binder cumulant of \mathcal{P} :

$$B(r, T) \equiv \frac{1}{2} \left(3 - \frac{\overline{\langle \Delta^4(r) \rangle}}{\left(\overline{\langle \Delta^2(r) \rangle} \right)^2} \right) . \quad (10)$$

In the thermodynamic limit a value $B = 0$ characterizes a Gaussian behavior.

The work of [7] was based on the analysis of the Binder parameter for $r = 1$, that was providing evidence for a non Gaussian behavior in the low- T region. We will try here to answer some questions that are still open after [7], looking at the long distance behavior of correlation functions: that will allow us to exhibit more evidence for a clear non-gaussian behavior. A purely Gaussian behavior could indeed be hidden for small r by short distance effects, and manifest itself only in the large r region. Analyzing $B(r)$ in the large r region would make this effect clear.

In order to understand what to expect for B we will use renormalization group (replica symmetric, to start with). We will mainly follow the approach described by Bernard in his Les Houches lecture notes [13]. In the field theoretical RG approach we start from the continuum version of (2) by writing

$$S = \int \frac{d^2x}{4\pi} \left(\frac{\kappa}{2} (\partial_\mu \Phi(x))^2 - \lambda \cos(\Phi(x) - d(x)) \right) , \quad (11)$$

where the $\Phi(x)$ are the basic fields of the theory, and the $d(x)$ are the quenched random field which make the system disordered. Universality is used to argue that these different systems exhibit the same critical behavior. Following Bernard renormalization calls for a generalization of this model: one introduces, in addition to the random phases, a random potential. If one would not do that at the start the random potential would in any case be generated by renormalization. So one writes

$$S = \int \frac{d^2x}{4\pi} \left(\frac{\kappa}{2} (\partial_\mu \Phi(x))^2 - A_\mu(x) \partial_\mu \Phi(x) - \xi(x) e^{i\Phi(x)} - \xi^*(x) e^{-i\Phi(x)} \right) , \quad (12)$$

where the quenched fields ξ are distributed according to

$$P[\xi] = e^{-\frac{1}{2\sigma} \int \frac{d^2x}{4\pi} \xi \xi^*} , \quad (13)$$

and the field A_μ can be written, by noticing that the rotational part decouples, as $A_\mu(x) \equiv \partial_\mu \Lambda(x)$, and it is distributed as

$$P[A_\mu] = e^{-\frac{1}{2g} \int \frac{d^2x}{4\pi} (\partial_\mu \Lambda)^2} . \quad (14)$$

A $U(1)$ symmetry guarantees to the model some remarkable properties. For example the g -dependence of the correlation functions of the vertex operator $e^{i\alpha\Phi}$ can be factorized.

Now one has to play the usual replica trick (at this stage with exact replica symmetry by definition). One writes an effective action for n replica's of the system, and takes the $n \rightarrow 0$ limit. The β functions of the model (for the running of κ , g and σ) turn out to be

$$\begin{aligned}
\beta_\sigma &= 2x\sigma - 2\sigma^2 + \dots , \\
\beta_g &= \frac{\sigma^2}{2} + \dots , \\
\beta_\kappa &= 0 ,
\end{aligned} \tag{15}$$

where we have defined $x \equiv \frac{\kappa - \kappa_c}{\kappa}$, and κ is not renormalized. So in the low T phase, for $\kappa > \kappa_c$, it exists a non trivial infrared fixed point at σ_* , with

$$\sigma_* = x + \dots \text{ for } x \ll 1 . \tag{16}$$

At σ_* we have $\beta_g = \frac{x^2}{2}$, i.e. g still flows (see Bernard [13] for the characterization of such a *run away fixed point*).

We are interested in RG predictions for correlation functions. At the infrared fixed point one finds that

$$G(r) \equiv \overline{\langle e^{i\alpha(\phi(\mathbf{r}) - \phi(\mathbf{0}))} \rangle_*} = r^{-2\gamma_*} e^{-\frac{\alpha^2 \beta_{g*}}{2\kappa^2} (\log r)^2} , \tag{17}$$

where γ_* is the anomalous dimension at the fixed point, $\gamma_* = \frac{\alpha^2}{\kappa} \rho_* + O(\alpha^4)$, and $\rho_* = 1 + O(x)$. We have already noticed that $\beta_{g*} = \frac{x^2}{2}$ (and it gives the large distance $(\log r)^2$ behavior of the correlation function).

By expanding G in powers of α one finds that at all orders in perturbation theory (in the replica symmetric renormalization group approach)

$$\overline{\langle (\Phi(r) - \Phi(0))^2 \rangle} = \frac{4\rho_*}{\kappa} \log r + \frac{\beta_{g*}}{\kappa^2} (\log r)^2 , \tag{18}$$

and for small x

$$\overline{\langle (\Phi(r) - \Phi(0))^2 \rangle} = \frac{4}{\kappa} \log r + \frac{x^2}{2\kappa^2} (\log r)^2 . \tag{19}$$

In the same way for the four point correlation function we find that

$$\overline{\langle (\Phi(r) - \Phi(0))^4 \rangle} = 3 \left(\frac{4\rho_*}{\kappa} \log r + \frac{\beta_{g*}}{\kappa^2} (\log r)^2 \right)^2 - 48d_* \log r , \tag{20}$$

where we have defined d_* the unknown coefficient of the α^4 contribution to the anomalous dimension γ_* , which we expect to depend from the temperature and that could even be zero. That means that in the RG approach we find that

$$D_{T < T_c}^{\text{RG}}(r, T) = 48d_* \log r , \tag{21}$$

where $D_{T < T_c}^{\text{RG}}$ does not depend on β_g^* , and

$$B_{T < T_c}^{\text{RG}}(r, T) = \frac{24d_* \log r}{\left(\frac{4\rho_*}{\kappa} \log r + \frac{\beta_{g*}}{\kappa^2} (\log r)^2 \right)^2} \simeq_{r \gg 1} \frac{24d_* \kappa^2}{\beta_g^* \log^3 r} . \tag{22}$$

So, if $d_* \neq 0$, $D(r)$ grows logarithmically with r . On the other hand according to the renormalization group picture $\lim_{r \rightarrow \infty} B(r) = 0 \simeq (\log r)^{-3}$. These are the theoretical predictions we use to interpret our numerical findings.

As a last remark we want to notice that by studying a large N version of the Random Phase Sine Gordon model, Bernard and Bauer [12] found β_{g^*} to be $O\left(\frac{1}{N^3}\right)$. This means that there is no $(\log r)^2$ contribution to the height-height correlation function in the $N \rightarrow \infty$ limit in which the Gaussian Ansatz of the variational approach, corresponding to the leading order in a $\frac{1}{N}$ expansion, is expected to be exact.

3 Numerical Results

We have obtained our numerical data from simulations done on the Ape-100 computer [23]. We have used square lattices of linear size $L = 64$ and $L = 128$, with periodic boundary conditions. We have fixed the surface tension κ to 2. We have chosen the quenched random variables $\{\eta_i\}$ uniformly in the range $(-\frac{1}{2}, +\frac{1}{2}]$.

We have simulated in parallel a total of 256 different realizations of the quenched substrate, and two uncoupled replicas for each sample. We have used a simple Monte Carlo local dynamics, by proposing to update in turn the $\{d_i\}$ by an increment of ± 1 . We have used an annealing scheme, in which we have visited in turn decreasing values of the temperature T ($T = 1.0, 0.95, 0.90, \dots, 0.40$ for $L = 64$ and $T = 0.90, 0.80, 0.70, 0.65, 0.60, 0.45, 0.35$ for $L = 128$). At each T values the thermalization sweeps were 0.5 million for $L = 64$ and 0.7 million for $L = 128$ (for further details see [7]).

We show in figure (1) $B(r)$ as a function of T for different $r \geq 4$ values. We plot the data obtained on the smaller lattice, $L = 64$, since here we had a larger number of T values, but the behavior at $L = 128$ is very similar. When comparing $L = 64$ and $L = 128$ in the statistical precision of our runs there is no size dependence for $r \leq 20$.

Deviations of $B(r)$ from the Gaussian behavior at small distance become evident even for $T \leq 0.85$. The breakdown of the curves (for higher r values) in figure (1) is on the contrary compatible with the theoretical prediction $T_c = \frac{2}{\pi}$. When looking at finite distances one finds a crossover (that does not correspond to a true critical behavior) for $T > T_c$ [19]. Only measuring on large lattices real long distance properties one recovers the correct critical point, which turns out to coincide with good precision with the theoretical predictions.

So, at lower T values the Binder parameter stays non-zero on larger length scales. What is even more important is the breaking of the slope of B versus T (see figure (1)). From our data we can say that for $T < 0.65$ the system is surely in its broken phase.

In figure (2) we plot $B(r)$ as a function of r for $T = 0.45$ and $L = 128$. Here the fast decay at short distance and the slow decay for large r is very clear.

The data shown in figure (2) are qualitatively in very good agreement with the prediction of (22), with a non zero value of d_* .

We show in figure (3) $D(r)$ as a function of r for $L = 64$ at the highest temperature we have considered ($T = 1.0$) and at the lowest one ($T = 0.4$). That makes clear the difference between the high- T region, where $D(r)$ is extremely small even at short distances and when increasing r becomes soon compatible with zero, and the broken phase where it is definitely

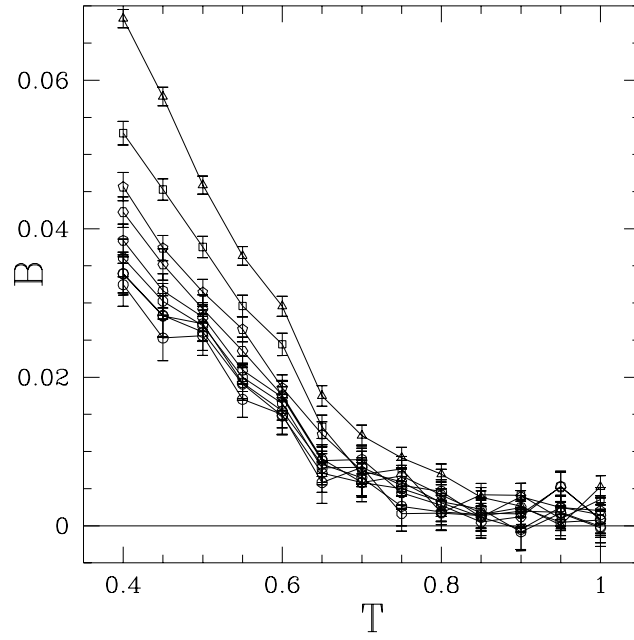


Figure 1: The Binder parameter as a function of T at different $r \geq 4$ values. $L = 64$. Lines are only meant to join neighboring points. Triangles ($r = 4$), squares ($r = 5$), pentagons ($r = 6$), hexagons ($r = 7$), etc.

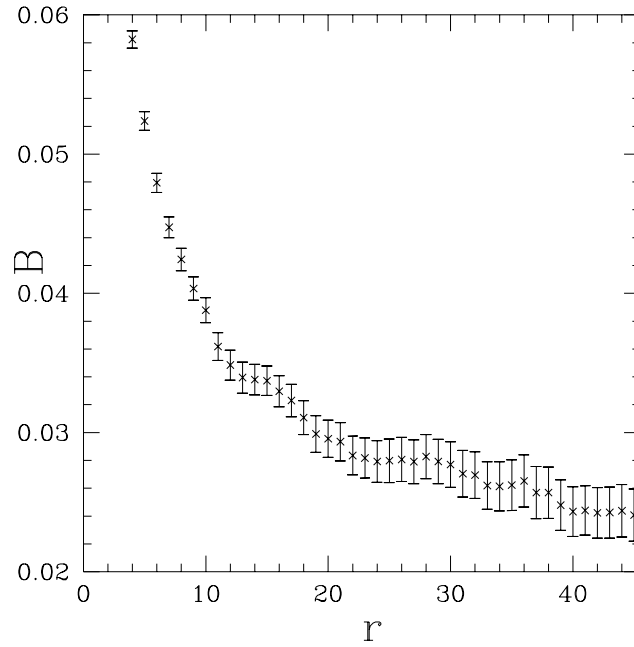


Figure 2: B as a function of r for $T = 0.45$ and $L = 128$.

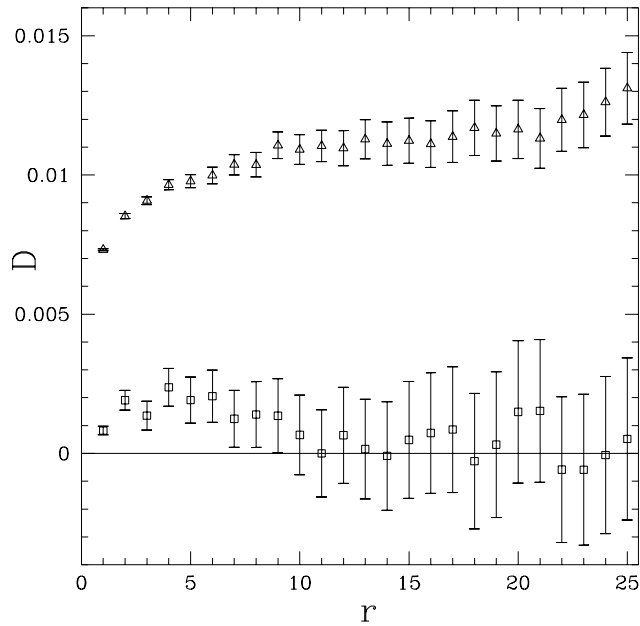


Figure 3: D as a function of r at $T = 0.40$ (\triangle) and $T = 1.0$ (\square) for $L = 64$.

non-zero and shows an evident increasing behavior.

The fact that in the broken phase D increases with r is clear from figure (4), where $D(r)$ is plotted as a function of r for $T = 0.45$, $L = 128$. That clearly shows that the non-Gaussian behavior of the model in the broken phase is not a short-distances effect.

We have tried a quantitative analysis of the behavior of $D(r)$, at a temperature well below the critical point. Following [7, 19], we use in the fit the lattice Gaussian propagator

$$P(r) \equiv \frac{1}{2L^2} \sum_{n_1=1}^{L-1} \sum_{n_2=0}^{L-1} \frac{1 - \cos\left(\frac{2\pi r n_1}{L}\right)}{2 - \cos\left(\frac{2\pi n_1}{L}\right) - \cos\left(\frac{2\pi n_2}{L}\right)} \simeq_{L \gg 1} \frac{1}{2\pi} \left[\log r + \gamma \log(2\sqrt{2}) \right], \quad (23)$$

which enables us to keep finite size effects under control. The data are very well fitted by the expected behavior $D = c_1 P(r) + c_2$. Unfortunately errors grow quickly with r and data for $r \geq 40$ basically do not influence the fit.

In figure (4) we show our best fit obtained by using data with $3 \leq r \leq 45$ (disregarding ten more points at short distance does not change the results):

$$10^4 D = (114 \pm 3)P(r) + (36 \pm 3), \quad (24)$$

where errors have been evaluated by using the jack-knife method. The value of the residual χ^2 (per degree of freedom) is very good, close to 0.2 (but since the data points are very correlated the number does not have necessarily a deep meaning). The agreement with the renormalization group prediction (see equation (21)) is very good. Our best numerical estimate for d_* is $\pi c_1/24$.

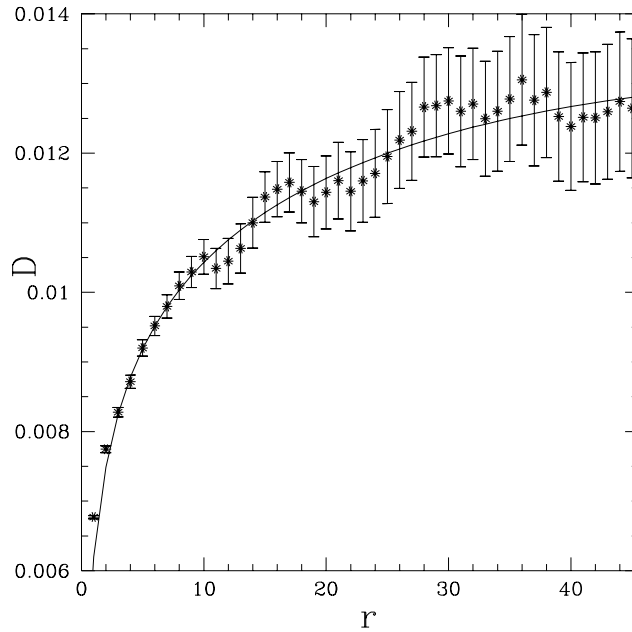


Figure 4: D as a function of r for $T = 0.45$, $L = 128$. The line is our best fit to the behavior $D(r) = c_1 P(r) + c_2$ by using data with $3 \leq r \leq 45$.

4 Conclusions

Our main conclusion is that the discrete Gaussian model for surfaces with a disordered substrate in the low- T region is non-Gaussian on large length scales. Such an evidence was needed to exclude the possibility of a short distance effect that could disappear in the asymptotic long distance regime.

The picture which emerges from our analysis is therefore incompatible with the Gaussian variational Ansatz, calling for the broken phase being super-rough. Finally, our data give numerical evidence for d_* being non-zero, the behavior of $D(r)$ at low temperatures resulting in good agreement with the logarithmic growth expected from the renormalization group approach.

Acknowledgments

We acknowledge useful discussions with Heiko Rieger, David Lancaster and Giorgio Parisi. J. J. Ruiz-Lorenzo is supported by an EC HMC(ERBFMBICT950429) grant.

References

- [1] Toner J and DiVincenzo D P 1990 *Phys. Rev. B* **41** 632
- [2] Hwa T and Fisher D S 1994 *Phys. Rev. Lett.* **72** 2466
- [3] Cardy J L and Ostlund L 1982 *Phys. Rev. B* **25** 6899
- [4] Tsai Y-C and Shapir Y 1992 *Phys. Rev. Lett.* **69** 1773
- [5] Mezard M and Parisi G. 1990 *J. Phys. A: Math. Gen.* **23** L1229; Mezard M and Parisi G. 1991 *J. Phys. I (France)* **1** 809
- [6] Giamarchi T and Le Doussal P 1994 *Phys. Rev. Lett.* **72** 1530; Korshunov S 1993 *Phys. Rev. B* **48** 3969
- [7] Marinari E, Monasson R and Ruiz-Lorenzo J J 1995 *J. Phys. A: Math. Gen.* **28** 3975
- [8] Le Doussal P and Giamarchi T 1995 *Phys. Rev. Lett.* **74** 606
- [9] Giamarchi T and Le Doussal P *Phys. Rev. B* **52** 1242
- [10] Carpentier D and Le Doussal P Preprint cond-mat/9611168
- [11] Cule D and Shapir Y 1995 *Phys. Rev. B* **51** 3305
- [12] Bernard D and Bauer M *Europhys. Lett.* **33** 255
- [13] Bernard D Preprint hep-th/9509137, lectures presented at the '95 Cargese Summer School on *Low dimensional application of quantum field theory*
- [14] Garel T, Iori G and Orland H 1996 *Phys. Rev. B* **53** R2941
- [15] Batrouni G G and Hwa T 1994 *Phys. Rev. Lett.* **72** 4133
- [16] Rieger H 1995 *Phys. Rev. Lett.* **74** 4964 (comment)
- [17] Cule D and Shapir Y 1995 *Phys. Rev. Lett.* **74** 4964
- [18] Cule D Preprint cond-mat/9505130
- [19] Lancaster D J and Ruiz-Lorenzo J J 1995 *J. Phys. A: Math. Gen.* **28** L577
- [20] Blasum U, Hochstättler W, Moll C and Rieger H 1996 *J. Phys. A: Math. Gen.* **29** L459
- [21] Blasum U and Rieger H Preprint cond-mat/9608136
- [22] Zeng C, Middleton A and Shapir Y *Phys. Rev. Lett.* **77** 3204
- [23] See, for example, Battista C et al. 1993 *Int. J. High Speed Comput.* **5** 637