

# Point singularities and suprathreshold stochastic resonance in optimal coding

Mark D. McDonnell,<sup>1,\*</sup> Nigel G. Stocks,<sup>2,†</sup> Charles E.M. Pearce,<sup>3,‡</sup> and Derek Abbott<sup>1,§</sup>

<sup>1</sup> *School of Electrical and Electronic Engineering & Centre for Biomedical Engineering,  
The University of Adelaide, SA 5005, Australia*

<sup>2</sup> *School of Engineering, The University of Warwick,  
Coventry CV4 7AL, United Kingdom*

<sup>3</sup> *School of Mathematical Sciences, The University of Adelaide, SA 5005, Australia*

(Dated: November 20, 2018)

## Abstract

Motivated by recent studies of population coding in theoretical neuroscience, we examine the optimality of a recently described form of stochastic resonance known as suprathreshold stochastic resonance, which occurs in populations of noisy threshold devices such as models of sensory neurons. Using the mutual information measure, it is shown numerically that for a random input signal, the optimal threshold distribution contains singularities. For large enough noise, this distribution consists of a single point and hence the optimal encoding is realized by the suprathreshold stochastic resonance effect. Furthermore, it is shown that a bifurcational pattern appears in the optimal threshold settings as the noise intensity increases. Fisher information is used to examine the behavior of the optimal threshold distribution as the population size approaches infinity.

PACS numbers: 05.40.Ca, 02.40.Xx, 87.19.La, 89.70.+c

A fascinating aspect of the behavior of populations of neurons is their capability of reliability in the presence of very low signal to noise ratios [1]. It has been established by many studies that improved performance in individual neurons can be achieved in the presence of large ambient noise, by a mechanism known as Stochastic Resonance (SR) [2, 3, 4]. Motivated by the established fact that a single stimulus can induce a response in many sensory neurons, we aim to link SR with a major branch of theoretical neuroscience, that of population coding, in which one of the aims is to understand how populations of neurons encode input stimuli [5]. The approach we take is to analyze the optimal encoding of a random input signal by a population of simple threshold devices, or comparators, all of which are subject to additive *iid* input noise. Although this approach greatly simplifies the dynamics of realistic neural models, it does encapsulate the main nonlinearity: that of a threshold that generates an output spike when crossed. A natural measure to use, and one which recently has been used extensively in computational neuroscience [1], is that of mutual information.

The vast majority of studies on SR in static nonlinearities and neurons have been restricted to the case of subthreshold signals since, for a single device and suprathreshold stimuli, noise enhanced signal transmission disappears. Hence, it has been pointed out that stochastic resonance is a sub-optimal means for improving system performance, since optimal performance can be gained by adjusting the threshold value [1, 6]. However, we show here that this does not necessarily apply to systems consisting of more than one threshold device receiving the same input signal and subject to independent noise. Previously, it has been shown for suprathreshold signal levels in such a system that the mutual information between the input and output signals has a maximum value for nonzero noise intensity. This phenomenon was termed Suprathreshold Stochastic Resonance (SSR) to illustrate the fact that it is a form of stochastic resonance that is not restricted to subthreshold signals [7]. Subsequently, the effect was also shown to occur in FitzHugh-Nagumo model neurons [8] and applied to cochlear implant encoding [9].

Here for the first time, we discuss the optimality of SSR by examining whether the mutual information can be increased by adjusting the thresholds, which we denote as  $\{\theta_n\}, n = 1, \dots, N$ , while keeping the noise constant. Using a Gaussian signal and *iid* Gaussian noise, we show numerically that above a certain noise intensity the optimal threshold settings occur when all thresholds are equal to the signal mean. Hence, we show the SSR effect

is a case of SR where making use of the ambient noise truly provides the optimal system response. Furthermore, we show that as noise increases from zero, (where the optimal thresholds are widely distributed across the dynamic range of the signal), the values of the optimal threshold settings go through a number of transitions where more and more threshold values accumulate to fewer and fewer points, in a series of bifurcations. Such an accumulation of optimal thresholds to a small number of point singularities appears to persist if we let  $N$  approach infinity and hence, in this case there must be a transition from continuous to singular solutions of the optimal threshold values.

The model in which SSR occurs is shown in Fig. 1. It consists of  $N$  threshold devices all receiving the same sample of a random input signal  $x$ , with pdf  $P(x)$  where the  $n$ -th device is subject to continuously valued *iid* additive noise,  $\eta_n$  ( $n = 1, \dots, N$ ) with pdf  $R(\eta)$ , which is also independent of  $x$ . The output from each comparator,  $y_n$ , is unity if the input signal plus the noise is greater than the threshold,  $\theta_n$ , of that device and zero otherwise. The outputs from each comparator are summed to give the overall output signal,  $y$ . Hence,  $y$  is a discrete signal taking on integer values from 0 to  $N$  and is a nondeterministic and lossy encoding of the input signal. If we impose the constraint that all thresholds are set to the same value, the SSR effect can occur, in which case the mutual information has a maximum for nonzero noise intensity [7]. The effect is maximized when the thresholds are all set to the signal mean [10]. Such behavior has also been shown with other measures [11, 12, 13].

Our objective here however, is to relax the constraint that all thresholds are identical, and to find the threshold values,  $\{\theta_n^*\}$ , that maximize the mutual information. This is expressed as  $I(x, y) = -\sum_{n=0}^N P_y(n) \log_2 P_y(n) - \left(-\int_{-\infty}^{\infty} P(x) \sum_{n=0}^N P(y = n|x) \log_2 P(y = n|x) dx\right)$ , where  $P(x)$  is assumed known and we have  $P_y(n) = \int_{-\infty}^{\infty} P(y = n|x) P(x) dx$ . Given this, the mutual information depends only on the conditional probability of the output given the input,  $P(y|x)$ . Let  $\hat{P}_n(x)$  be the probability of device  $n$  being “on” (that is, signal plus noise exceeding the threshold  $\theta_n$ ), for a given value of input signal  $x$ . Then

$$\hat{P}_n(x) = \int_{\theta_n - x}^{\infty} R(\eta) d\eta = 1 - F_R(\theta_n - x), \quad (1)$$

where  $F_R$  is the cumulative distribution function (cdf) of the noise and  $n = 1, \dots, N$ . For the particular case when the thresholds all have the same value, then each  $\hat{P}_n(x)$  has the same value for all  $n$  and we have  $P(y|x)$  given by the binomial distribution [7]. However, in general it is difficult to find analytical expressions for  $P(y|x)$  and we will rely on numerics. Given

any arbitrary  $N$ ,  $R(\eta)$ , and  $\{\theta_n\}$ ,  $\{\hat{P}_n(x)\}$  can be calculated exactly for any value of  $x$  from (1), from which  $P(y|x)$  can be found using an efficient recursive formula [11], and hence the mutual information calculated numerically. Our problem of finding the threshold settings that maximize the mutual information can now be expressed as a nonlinear optimization problem, where the cost function to maximize is the mutual information, and there are structural constraints on how  $P(y|x)$  is obtained,

$$\begin{aligned}
\text{Find:} \quad & \max_{P(y|x)} I(x, y) \\
\text{subject to:} \quad & P(y|x) \text{ is a function of } \{\hat{P}_n(x)\}, \\
& \sum_{n=0}^N P(y = n|x) = 1 \quad \forall x, \\
& \text{and } \{\theta_n\} \in \mathbf{R}^n.
\end{aligned} \tag{2}$$

This formulation is similar to previous work on clustering and neural coding problems solved using a method known as deterministic annealing [14, 15, 16]. In particular, the formulation reached in [16] can be expressed in a fashion identical to (2) with the structural constraints removed. Hence, the solution method used in that work to find the optimal conditional distribution,  $P(y|x)$ , cannot be used here, and instead we concentrate on optimizing the only free variable, the set  $\{\theta_n\}$ . To this end, we have successfully applied a random search method based on simulated annealing to find near optimal solutions to (2) for any given  $N$ ,  $P(x)$  and noise intensity. We have found this method to be highly efficient and effective and have tested it by using other solution methods that do not rely on any assumptions of local convexity in the solution space, including a genetic algorithm. These methods always provide very nearly the same solution as our method, but are far slower to converge.

We present results for the case of *iid* zero mean Gaussian signal and noise distributions. If the noise has variance  $\sigma_\eta^2$  then we have  $\hat{P}_n(x) = \frac{1}{2} + \frac{1}{2}\text{erf}\left(\frac{x-\theta_n}{\sqrt{2}\sigma_\eta}\right)$ , where erf is the error function. Let  $\sigma = \sigma_\eta/\sigma_x$  where  $\sigma_x^2$  is the variance of the Gaussian signal. Note that for the case of  $\sigma_\eta = 0$  that it possible to analytically determine the optimal thresholds [11], and that in this case, each threshold has a unique value. Fig. 2 shows our results for the optimal threshold settings for  $N = 15$  plotted against increasing  $\sigma$ . Several interesting features are present in these results.

Firstly, for increasing noise, the optimal thresholds cluster to particular values, which we will denote as an accumulation point. There are also bifurcations for increasing noise. At

each bifurcation, the number of accumulation points decreases, so that overall, the noise intensity is divided into  $m \leq N$  distinct regions, each with  $k_m$  accumulation points. The fraction of thresholds at each accumulation point is shown in Fig. 3 for various values of  $\sigma$ . For noise greater than the final bifurcation point, we have the SSR region occurring, that is, the optimal solution is for all thresholds to be equal to the signal mean of zero. It can be seen that sometimes a continuous bifurcation occurs and one accumulation point splits into two (as noise decreases), and on other occasions a discontinuous bifurcation occurs.

We also note that there are regions where asymmetry occurs about the  $x$ -axis. Furthermore, our results have also shown the existence of at least two identical global optimal threshold settings for certain values of  $\sigma$ . This can occur at a bifurcation point, where two different sizes of accumulation points can provide the same mutual information, or between bifurcations where the two solutions are sets of thresholds that are simply the negative of each other. The bifurcational structure is quite surprising, but appears to be fundamental to the problem type, as we have found similar bifurcation structures in the optimal threshold setting for measures other than mutual information, including correlation coefficient and mean square distortion (error variance), and other signal and noise densities. Finally, it is evident that above a certain value of  $\sigma$  the SSR situation is optimal. That is, the optimal quantization for large noise is to set all thresholds to the signal mean. This result shows for the first time that stochastic resonance can be optimal in threshold systems.

To describe our results mathematically, define  $N$  states with labels  $z = n/N$ . Let the set of  $N$  optimal thresholds, be ordered by increasing value to get the sequence  $(\theta_z^*)_{z=0}^1$ . In the absence of noise, it is straightforward to show that each optimal threshold is given by  $\theta_z^* = F_x^{-1}(z)$  where  $F_x^{-1}(\cdot)$  is the inverse cdf of the signal distribution.

We introduce a concept used in the theoretical analysis of high resolution quantizers in information theory: that of a quantizer point density function,  $\lambda(x)$ , defined over the same variable as the source [17]. The point density function has the property that  $\int_x \lambda(x)dx = 1$ , and gives the density of thresholds across the signal dynamic range. For nonzero noise, we observe that for a given value of  $\sigma$ , our empirically optimal  $(\theta_z^*)_{z=0}^1$  can take on at most  $k(\sigma)$  unique values. As  $\sigma$  increases,  $k$  decreases at each bifurcation. Denote  $v(j, \sigma)$  as the fraction of thresholds assigned to the  $j$ -th accumulation point at noise intensity  $\sigma$  where  $j \in \{1, \dots, k(\sigma)\}$ , so that  $\sum_{j=1}^{k(\sigma)} v(j, \sigma) = 1$ . Denote the value of  $\theta_z^*$  for accumulation point  $j$  as  $\Theta_j$ , so that there are  $Nv(j, \sigma)$  thresholds at  $x = \Theta_j$ . Hence, we can write a point density

function as a function of  $\sigma$  as

$$\lambda(x, \sigma) = \sum_{j=1}^{k(\sigma)} v(j, \sigma) \delta(x - \Theta_j).$$

We also note that  $\int_{x=-\infty}^a \lambda(x, \sigma) dx$  is the fraction of thresholds with values less than or equal to  $a$ . For the special case of  $\sigma = 0$  we can write the analytically optimal point density function as

$$\lambda(x, 0) = \sum_{j=1}^N v(j, 0) \delta(x - \Theta_j) = \sum_{n=1}^N \frac{1}{N} \delta\left(x - F_x^{-1}\left(\frac{n}{N}\right)\right).$$

We can make some analytical progress on the solution to (2) by allowing the population size  $N$  to approach infinity, a case which is biologically relevant [18]. Let  $N \rightarrow \infty$ , so that  $z$  is continuous in the region  $z \in [0, 1]$ . We can then say that the sequence of optimal thresholds  $(\theta_z^*)_{z=0}^1$  defines a strictly non-decreasing, function  $\Theta(z)$  defined on the continuous interval  $z \in [0, 1]$ . For the noiseless case, we have  $\Theta(z) = F_x^{-1}(z)$ , which is a continuously valued function on  $z \in [0, 1]$ . For any continuously valued pdf,  $P(x)$ , there is a one-to-one mapping from  $z$  to the support of  $P(x)$ . Furthermore,

$$\lim_{N \rightarrow \infty} \lambda(x, 0) = \int_{z=0}^1 \delta(x - F_x^{-1}(z)) dz = P(x),$$

that is, the point density function is the pdf of the signal.

However, for nonzero noise, our numerical solutions of (2) indicate that even for very large  $N$  the accumulation points and bifurcational structure persists. Hence, if we assume that this is the case also for infinite  $N$ , there must be a transition at some  $\sigma$  from a continuously valued to a discretely valued optimal  $\Theta(z)$ . This is the reason that we claim the optimal threshold distribution contains point singularities for  $\sigma > 0$ .

Furthermore, our numerical results indicate that the location of the  $m$ -th bifurcation tends to converge to the same value of noise as  $N$  increases. Under the assumption that this holds for infinite  $N$ , we are able to make use of an approximation to the mutual information to find the location of the final bifurcation, that is the smallest noise intensity for which SSR is the optimal coding strategy. This approximation relies on an expression for a lower bound on the mutual information involving the Fisher information,  $J(x)$ , and the entropy of an efficient estimator for  $x$ . Fisher information has previously been studied in the context of SSR [13] and is a measure of how well the input signal,  $x$ , can be estimated from a set

of  $N$  observations. In the limit of large  $N$ , the entropy of an efficient estimator approaches the entropy of the input signal, and if the distribution of this estimator is Gaussian then the lower bound becomes asymptotically equal to the actual mutual information as [19]

$$I(x, y) = H(x) - 0.5 \int_x P(x) \log_2 \frac{2\pi e}{J(x)} dx. \quad (3)$$

The Fisher information for the system in Fig. 1 is the same regardless of whether the  $N$  devices are summed or not. Hence the Fisher information can be expressed as the sum of the  $N$  individual Fisher informations [20] as

$$J(x) = \sum_{n=1}^N \frac{\left(\frac{d\hat{P}_n(x)}{dx}\right)^2}{\hat{P}_n(x)(1 - \hat{P}_n(x))},$$

which for the SSR case is identical to the expression derived for the Fisher information in [21]. For a zero mean Gaussian input signal (3) becomes

$$I(x, y) = 0.5 \int_x P(x) \log_2 \left(\frac{\sigma_x^2}{J(x)}\right) dx, \quad (4)$$

and it is now possible to efficiently solve (2) for large  $N$ . However we note that the condition of the distribution of  $y$  given  $x$  to be approximately Gaussian is only true for noise in the vicinity, or larger, than the final bifurcation. In this region, our empirical results for (2) show that  $v(1, \sigma) = v(2, \sigma) = 0.5$ , and that  $\lambda(x, \sigma) = 0.5\delta(x - t) + 0.5\delta(x + t)$ , where  $t \geq 0$ . Under the assumption that this holds for very large  $N$ , it is straightforward to numerically find the value of  $t$  that maximizes (4) for any given  $\sigma$ . This maximization finds that the asymptotic location of the first bifurcation is at  $\sigma \simeq 0.91$ .

To summarize, we have shown that the optimal encoding of a Gaussian input signal by an array of noisy threshold devices contains point singularities in its threshold distribution, the number of which decreases in a series of bifurcations as the noise intensity increases. We have also found that for large enough noise, the optimal encoding is for all thresholds to be equal to the signal mean. This shows that SSR is a form of threshold-based SR that can be optimal. Finally, a Fisher information approach has shown that for very large population sizes, and Gaussian signal and noise, the noise intensity at which SSR becomes optimal converges to  $\sigma \simeq 0.91$ .

This work was funded by the Australian Research Council, The Australian Academy of Science, the Cooperative Research Centre for Sensor Signal and Information Processing

(Australia), and the Leverhulme Trust, grant number F/00 215/J and we thank them for their support.

---

\* Electronic address: mmcdonne@eleceng.adelaide.edu.au

† Electronic address: ngs@eng.warwick.ac.uk

‡ Electronic address: cpearce@maths.adelaide.edu.au

§ Electronic address: dabbott@eleceng.adelaide.edu.au

- [1] M. DeWeese and W. Bialek, *Nuovo Cimento* **17**, 733 (1995).
- [2] K. Wiesenfeld, D. Pierson, E. Pantazelou, C. Dames, and F. Moss, *Phys. Rev. Lett.* **72**, 2125 (1994).
- [3] J. E. Levin and J. P. Miller, *Nature* **380**, 165 (1996).
- [4] L. Gammaitoni, P. Hänggi, P. Jung, and F. Marchesoni, *Rev. Mod. Phys.* **70**, 223 (1998).
- [5] A. Pouget, P. Dayan, and R. S. Zemel, *Annu. Rev. Neurosci.* **26**, 381 (2003).
- [6] D. Abbott, *Chaos* **11**, 526 (2001).
- [7] N. G. Stocks, *Phys. Rev. Lett.* **84**, 2310 (2000).
- [8] N. G. Stocks and R. Mannella, *Phys. Rev. E* **64**, 030902(R) (2001).
- [9] N. G. Stocks, D. Allingham, and R. P. Morse, *Fluct. Noise Lett.* **2**, L169 (2002).
- [10] N. G. Stocks, *Phys. Rev. E* **63**, 041114 (2001).
- [11] M. D. McDonnell, D. Abbott, and C. E. M. Pearce, *Microelectr. J.* **33**, 1079 (2002).
- [12] M. D. McDonnell, D. Abbott, and C. E. M. Pearce, *Fluct. Noise Lett.* **2**, L205 (2002).
- [13] D. Rousseau, F. Duan, and F. Chapeau-Blondeau, *Phys. Rev. E* **68**, 031107 (2003).
- [14] K. Rose, E. Gurewitz, and G. C. Fox, *Phys. Rev. Lett.* **65**, 945 (1990).
- [15] K. Rose, *P. IEEE* **86**, 2210 (1998).
- [16] A. G. Dimitrov and J. P. Miller, *Network: Comput. in Neural Syst.* **12**, 441 (2001).
- [17] R. M. Gray and D. L. Neuhoff, *IEEE Trans. Inf. Theory* **44**, 2325 (1998).
- [18] S. Wu, S. Amari, and H. Nakahara, *Neurocomputing* **44-46**, 697 (2002).
- [19] N. Brunel and J. Nadal, *Neural Comput.* **10**, 1731 (1998).
- [20] T. M. Cover and J. A. Thomas, *Elements of Information Theory* (Wiley, New York, 1991).
- [21] T. Hoch, G. Wenning, and K. Obermayer, *Phys. Rev. E* **68**, 011911 (2003).



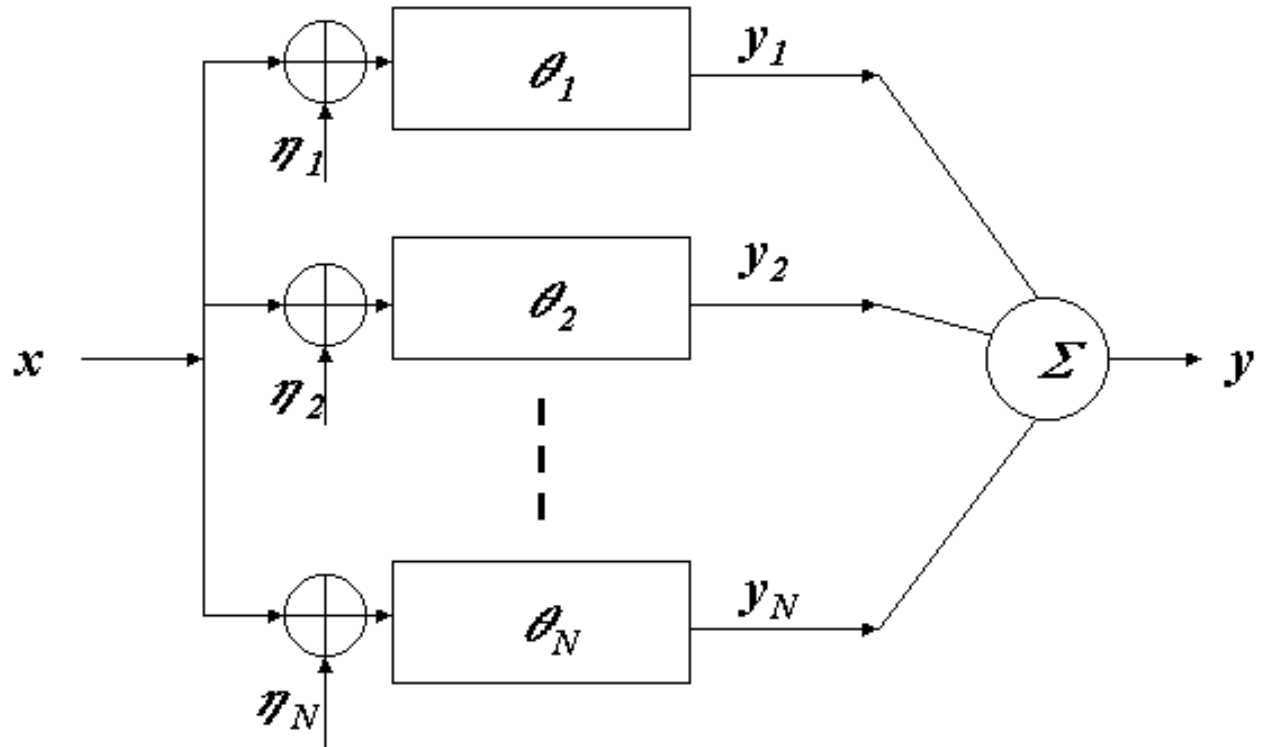


FIG. 1: Array of  $N$  noisy threshold devices. Each device receives the same input signal sample, and is subject to independent additive noise. The output from each device is unity if the sum of the signal and noise at its input is greater than the corresponding threshold and zero otherwise. The overall output,  $y$ , is the sum of the individual outputs.

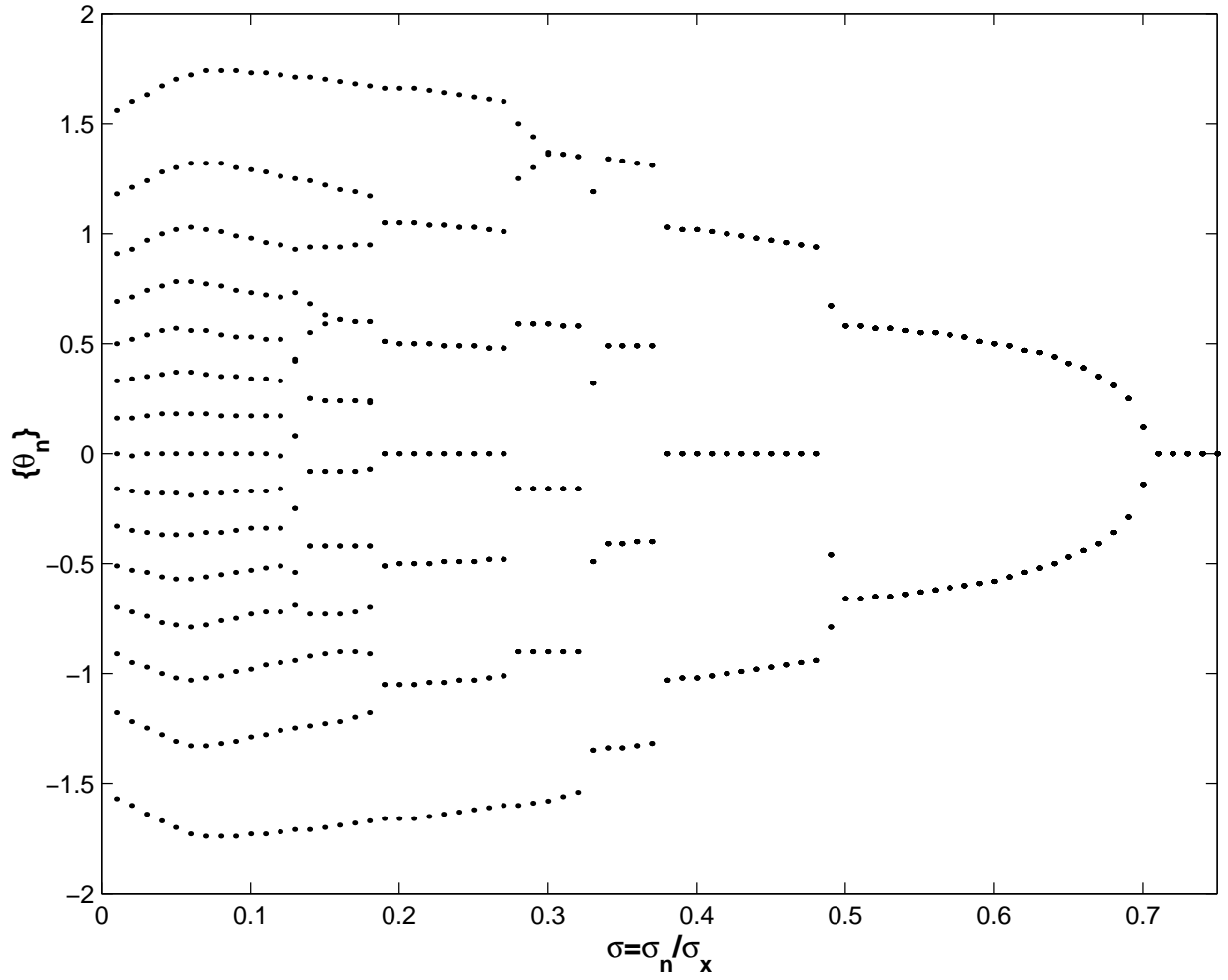


FIG. 2: Plot of optimal thresholds,  $\{\theta_n^*\}$  against  $\sigma$  for  $N = 15$  and Gaussian signal and noise.

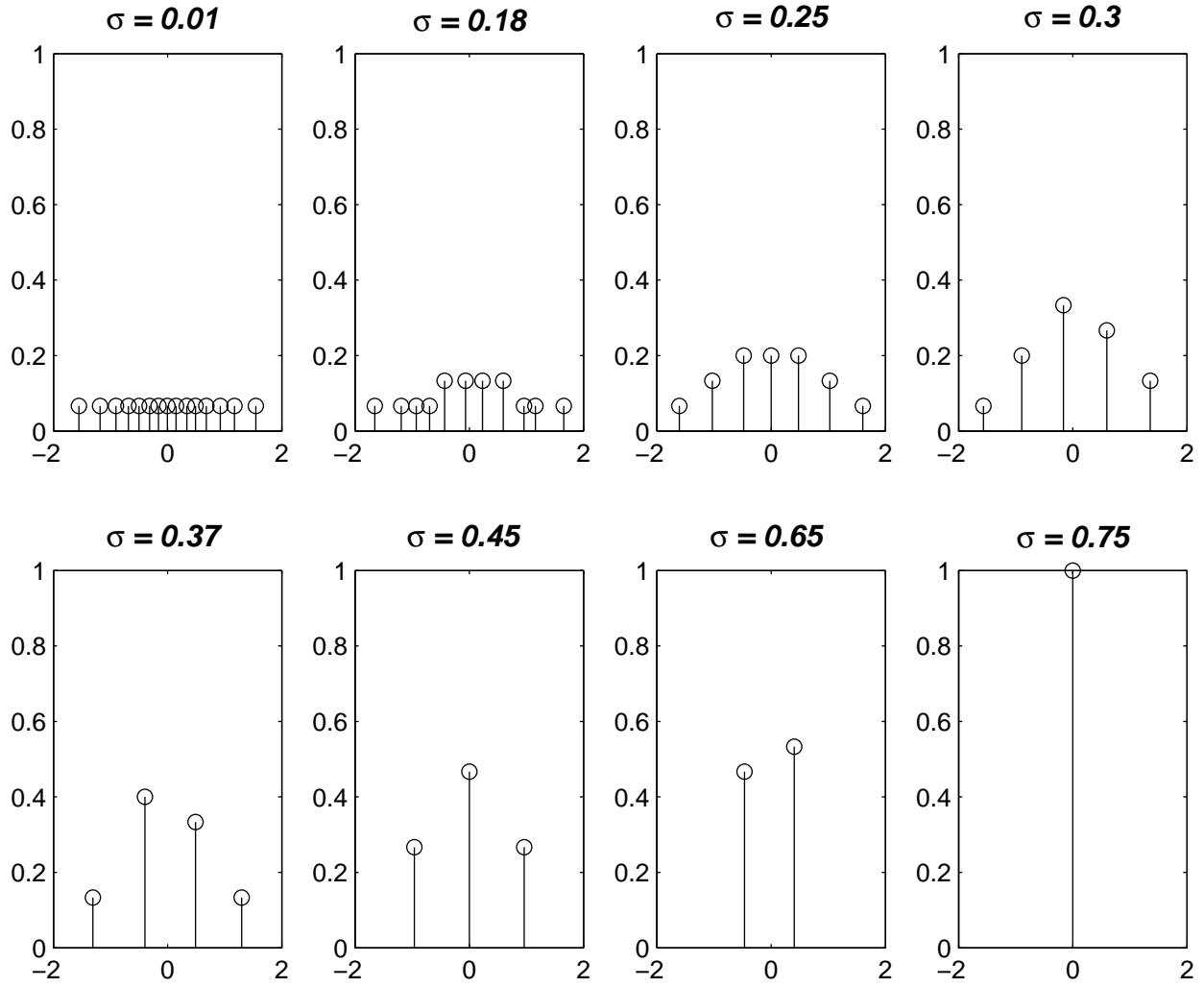


FIG. 3: Threshold point density function,  $\lambda(x, \sigma)$  obtained for  $N = 15$  and various values of  $\sigma$ . The y-axes give the fraction of thresholds at each accumulation point,  $v(j, \sigma)$  and the x-axis gives the threshold values,  $x = \Theta_j$ .