

# The fading of SN 1997D <sup>★</sup>

S. Benetti<sup>1</sup>, M. Turatto<sup>2</sup>, S. Balberg<sup>3</sup>, L. Zampieri<sup>3,4</sup>, S.L. Shapiro<sup>3,5</sup>,  
 E. Cappellaro<sup>2</sup>, K. Nomoto<sup>6,7</sup>, T. Nakamura<sup>6</sup>,  
 P.A. Mazzali<sup>8</sup>, F. Patat<sup>9</sup>

<sup>1</sup>*Telescopio Nazionale Galileo, Apartado de Correos 565, E-38700 Santa Cruz de La Palma, Canary Islands, Spain*

<sup>2</sup>*Osservatorio Astronomico di Padova, Vicolo dell'Osservatorio 5, I-35122 Padova, Italy*

<sup>3</sup>*Department of Physics, Loomis Laboratory of Physics, University of Illinois at Urbana–Champaign, 1110 West Green Street, Urbana, IL 61801–3080*

<sup>4</sup>*Dipartimento di Fisica, Università degli Studi di Padova, Via Marzolo 8, 35131 Padova, Italy*

<sup>5</sup>*Department of Astronomy and National Center for Supercomputing Applications, University of Illinois at Urbana–Champaign, Urbana, IL 61801*

<sup>6</sup>*Department of Astronomy, School of Science, University of Tokyo, Tokyo, Japan*

<sup>7</sup>*Research Center for the Early Universe, School of Science, University of Tokyo, Tokyo, Japan*

<sup>8</sup>*Osservatorio Astronomico di Trieste, Via G.B. Tiepolo 11, I-34131 Trieste, Italy*

<sup>9</sup>*European Southern Observatory, Karl-Schwarzschild-Strasse 2, D-85748 Garching, Germany*

Received .....; accepted .....

## ABSTRACT

We present a new set of spectroscopic and photometric data extending the observations of SN 1997D to over 400 days after the explosion. These observations confirm the peculiar properties of SN 1997D, such as the very low abundance of  $^{56}\text{Co}$  ( $0.002 M_{\odot}$ ) and the low expansion velocity of the ejecta ( $\sim 1000 \text{ km s}^{-1}$ ). We discuss the implications of these observations for the character of the progenitor and the nature of the remnant showing that a Crab-like pulsar or an accreting neutron star formed in the explosion of a low mass progenitor should already have produced a detectable luminosity at this epoch, in contrast with photometric data. On the other hand, the explosion of a high mass progenitor with the formation of a black hole is consistent with the available observations. The consequences of this conclusion regarding the nature of the explosion and the prospects of directly identifying the black hole are also addressed.

**Key words:** Supernovae and Supernova Remnants: general – Supernovae and Supernova Remnants: 1997D

## 1 INTRODUCTION

SN 1997D is the least luminous and least energetic type II supernova discovered to date. An earlier analysis (Turatto et al. 1998, hereafter Paper I) showed that the SN peak magnitude was fainter than  $M_B = -14.65$ , had a very red color, indicating that the photospheric temperature at discovery was only  $T_{\text{eff}} = 6400 \text{ K}$ , and a very slow expansion velocities of the order of  $1000 \text{ km s}^{-1}$ . The luminosity in the late light curve indicated that the ejected  $^{56}\text{Ni}$  mass was only  $0.002 M_{\odot}$ , at least one order of magnitude smaller than the estimates for normal type II supernova (SNII).

A similar small amount of  $^{56}\text{Ni}$  was suggested for another Type II supernova, SN 1994W (Sollerman et al. 1998).

However Sollerman et al. (1998) argues that the light curve of SN 1994W is contaminated in different phases by the probable contribution of CSM-ejecta interaction and by dust formation in the ejecta which makes this case less compelling than that of SN 1997D.

The unusual properties make SN 1997D an intriguing target for further study, especially with regards to the character of the progenitor and the nature of the compact remnant left after the explosion. In the following we will discuss two extreme alternatives: a high mass ( $25\text{--}40 M_{\odot}$ ) star in which the low mass of  $^{56}\text{Ni}$  is the result of the fallback of material onto the collapsed core (Woosley & Weaver 1995), or a low mass ( $8\text{--}10 M_{\odot}$ ) star in which hardly any  $^{56}\text{Ni}$  is produced to begin with (Nomoto et al. 1982; Nomoto 1984, 1987). In Paper I, based on modeling of the light curve and spectrum, we favored a scenario in which a high mass

<sup>★</sup> Based on observations collected at ESO-La Silla (Chile)

( $26M_{\odot}$ ) progenitor exploded about 50 days before the discovery with an explosion energy of only  $4 \times 10^{50}$  erg. Instead, Chugai & Utrobin (2000) using a hydrodynamical model and an analysis of the nebular spectrum suggested that a low mass progenitor (and a low explosion energy) is preferred. Identifying which of the two scenarios lies behind SN 1997D is of significant interest, as well as being an observational challenge. In particular, there would be several intriguing consequences if the progenitor was indeed a high mass star, which would indicate the existence of a novel sub-class of low-energy SNII.

Crucial to our discussion is the fact that the two scenarios differ qualitatively with regard to the nature of the compact remnant they produce. In the case of a low mass progenitor, the likely remnant is a neutron star (Nomoto et al. 1982), while for a high mass progenitor the rate of early fallback during the explosion is expected to induce the collapse of the proto-neutron star into a black hole (Colgate 1971; Chevalier 1989; Woosley & Weaver 1995; Woosley & Timmes 1996; Fryer 1999). The supernova birth of a black hole has recently found an important indirect observational proof from the detection of an overabundance of  $\alpha$ -elements in the atmosphere of the companion star orbiting a probable black hole in the X-ray binary system GRO J1655-40 (Israelian et al. 1999).

A direct observation of the effect of the newly formed black hole on the light curve is usually impossible, owing to the large abundance of radioactive isotopes. Zampieri et al. (1998b) found that if SN 1987A had produced a black hole, it would emerge as late as 900 years after the explosion at a luminosity of  $\sim 10^{32}$  erg  $s^{-1}$ . In the case of SN 1997D, Zampieri et al. (1998a) pointed out that because of the very low absolute magnitude due to the low abundance of radioactive isotopes in the ejecta, the contribution by late time accretion of material onto the black hole could emerge above the radioactive decay about *three years* after the explosion. Since this luminosity is expected to have a characteristic decay in time of  $t^{-25/18}$  (rather than the exponential decline typical of radioactive sources), it should leave a distinguishable imprint in the late time light curve. This estimate was recently confirmed by a detailed investigation by Balberg et al. (2000), who found that the luminosity at emergence should be  $0.5-3 \times 10^{36}$  erg  $s^{-1}$ . Such a luminosity, at the distance of SN 1997D, is marginally detectable with HST, so, in principle, SN 1997D could offer a first *direct* observation of a black hole in a supernova.

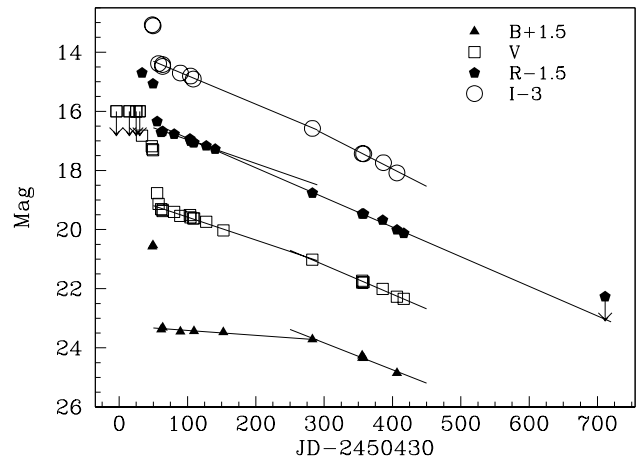
In this work, we revisit the unusual character of SN 1997D and present the full set of photometric and spectroscopic data up to about 400 days after the explosion. In § 3 we discuss the decline of the late time light curve in connection with the nature of the progenitor of SN 1997D and its compact remnant and show that the presence of a black hole is consistent with the available data. We present our conclusions and discuss several implications that arise from them in § 4. In particular, we emphasize the importance of extending the observations of SN 1997D to the detection limit of the available ground and space based instruments.

## 2 THE AVAILABLE DATA SET

**Table 1.** Main data of SN 1997D and NGC 1536

Parent galaxy	NGC 1536
Galaxy type	SB(s)c pec: †
$v_{helio}$	1296 km $s^{-1}$ †
Distance modulus ( $H_0 = 75$ )	30.64 ‡
Galactic $A_B$	0.0 ‡
SN type	II peculiar
magnitude at max	$V_{max} < 16$
RA(SN) (2000)	04 <sup>h</sup> 11 <sup>m</sup> 01.0 <sup>s</sup> *
Dec(SN) (2000)	-56°29'56"0 *
Offset from nucleus	11" E 43" S *
Date of discovery	1997 Jan. 14.15 UT
Date of maximum	JD $\sim 2450430 \pm 20$ (1996 Dec. 12)
$L_{bol}$ at maximum	$\geq 1.23 \times 10^{41}$ erg $s^{-1}$

† RC3; ‡ Tully (1988); \* Barbon et al. 1999



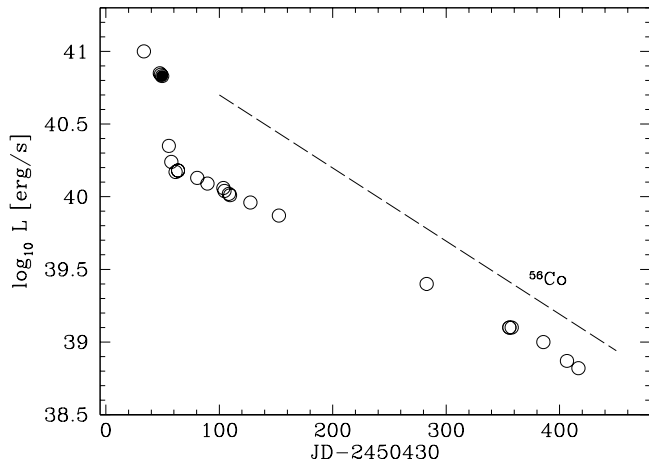
**Figure 1.** B, V, R and I light curves of SN 1997D. Three of the prediscovery upper limits reported in PaperI are shown.

### 2.1 Photometry

The main data relative to SN 1997D and to the parent galaxy are summarized in Tab. 1 (cfr. PaperI).

All the photometric measurements available to date are listed in Tab. 2. Observations were obtained on 27 different epochs up to about 400 days after explosion. Data reduction followed the standard procedures making use for the SN measurements, of a PSF fitting technique. The mean photometric errors, estimated with artificial stars experiments, are about 0.05 mag when the SN was brighter than  $\sim 19.5$  mag, 0.10 mag for magnitudes ranging between 19.5–21 and 0.2 mag for the faintest magnitudes.

The B, V, R and I light curves of SN 1997D are shown in Fig. 1. On the basis of the light curve modeling, in PaperI we argued that the maximum occurred around J.D. 2450430 ( $\pm 20$ d) and that the SN has been caught at the end of the plateau phase on the way to reach the radioactive tail. With the new data the late time light curve appears to show two distinct behaviors: from day 70 to about 200 the decline rate  $\gamma$  is much steeper at red wavelengths than at blue ones ( $\gamma_B = 0.16$  mag  $(100d)^{-1}$ ,  $\gamma_V = 0.78$  mag  $(100d)^{-1}$ ,  $\gamma_R = 0.80$  mag  $(100d)^{-1}$  and  $\gamma_I = 0.96$  mag  $(100d)^{-1}$ ), while



**Figure 2.** Bolometric light curve of SN 1997D. The filled circle includes all the flux between  $0.35$  and  $2.5\mu$ . Open circles represent the BVRI flux scaled to match the filled circle at the common epoch. The  $^{56}\text{Co}$  decay line is also reported for comparison.

after day  $\sim 200$  the slopes are similar to each other ( $\gamma_B = 0.91 \text{ mag}(100\text{d})^{-1}$ ,  $\gamma_V = 0.99 \text{ mag}(100\text{d})^{-1}$ ,  $\gamma_R = 1.00 \text{ mag}(100\text{d})^{-1}$ ,  $\gamma_I = 1.18 \text{ mag}(100\text{d})^{-1}$ ) and remarkably close to that of  $^{56}\text{Co}$  ( $\gamma = 0.98 \text{ mag}(100\text{d})^{-1}$ ).

We used the multicolor photometry to estimate the bolometric light curve shown in Fig. 2. This has been obtained by integrating the flux in the BVRI bands, and then scaling up the curve to match the spectrophotometric observation of Jan. 27-31 (filled symbol in Fig. 2) spanning the range  $0.35$  to  $2.5 \mu$ . This means we made the assumption that the IR contribution to the total luminosity remains constant at later epochs, consistently with the finding of Schmidt (2000). We note that most of the flux is emitted in the V, R and I bands and that, owing to the slow decline, the contribution of the B band becomes significant only after 250 days. Looking in more detail we find that the decline of the bolometric luminosity in the period 60–200 days,  $0.89 \pm 0.02 \text{ mag}(100\text{d})^{-1}$ , is marginally slower and instead, after day 200,  $\gamma_{\text{bol}} = 1.07 \pm 0.03 \text{ mag}(100\text{d})^{-1}$ , is slightly higher than that expected if the energy is supplied by the decay of  $^{56}\text{Co}$ .

The ratio of the bolometric luminosities of the last segment of the light curve with the corresponding one of SN 1987A is  $L(87A)/L(97D) = 32.5$ , somewhat smaller than the value derived early on (Paper I). Assuming for SN 1997D the same  $\gamma$ -deposition as in SN 1987A, we confirm our earlier suggestion that the mass of ejected  $^{56}\text{Ni}$  is about  $0.002 M_{\odot}$ .

## 2.2 Spectroscopy

The journal of the spectroscopic observations is given in Tab.3. Figure 3 illustrates the spectroscopic evolution of SN 1997D for over 1 year after discovery.

The photospheric spectra are dominated by a red continuum and P-Cygni profiles of HI, BaII, CaII, NaI, and ScII (see Fig. 4 of Paper I). Spectral modeling showed that the unusual strength of the BaII lines compared with typical SNII is due to the low temperature rather than to overabun-

**Table 2.** Photometry of SN 1997D

date	J.D. 2400000+	B	V	R	I	instr
15/01/97	50463.52		16.82	16.20		Dut
29/01/97	50477.62		17.18			CT91
30/01/97	50478.56	19.07	17.28		16.07	CT91
31/01/97	50479.58	19.03	17.32	16.57	16.11	Dut(*)
06/02/97	50485.56		18.77	17.84		3.6
08/02/97	50487.68		19.13		17.39	CT91
12/02/97	50491.54	21.88	19.31	18.21		2.2
14/02/97	50493.60	21.82	19.38	18.18	17.42	2.2
14/02/97	50493.60	$\leq 21.6$	19.33		17.48	CT91
03/03/97	50510.52		19.40	18.27		3.6
12/03/97	50519.59	21.95	19.54		17.71	CT91
26/03/97	50533.60		19.51	18.44		NTT
27/03/97	50534.51		19.59	18.51	17.81	CT91
31/03/97	50538.52		19.62	18.56	17.91	CT91
01/04/97	50539.52	21.94	19.62	18.56		Dut
18/04/97	50557.48		19.74	18.67		Dut
01/05/97	50570.47			18.78		3.6
13/05/97	50582.49	21.97	20.03			2.2
21/09/97	50712.80	22.21	21.02	20.27	19.58	2.2
03/12/97	50785.75	22.84	21.80	20.97	20.43	Dan
03/12/97	50785.75	22.76	21.73			Dan
05/12/97	50787.80	22.84	21.78	20.97	20.44	Dan
02/01/98	50815.64		22.01	21.18		Dut
03/01/98	50816.75				20.74	Dut
23/01/98	50836.50	23.35	22.27	21.51	21.08	Dan
02/02/98	50846.56		22.34	21.63		EF2
23/11/98	51141.15			$\leq 23.8$		EF2

(\*) U=21.33

Dut = Dutch 0.9m+CCD Cam.; CT91 = CTIO 0.91m+CCD Cam.

3.6 = ESO 3.6m+EFOSC1; 2.2 = MPI/ESO 2.2m+EFOSC2

NTT = ESO NTT+SUSI; Dan = Danish 1.54m+DFOSC

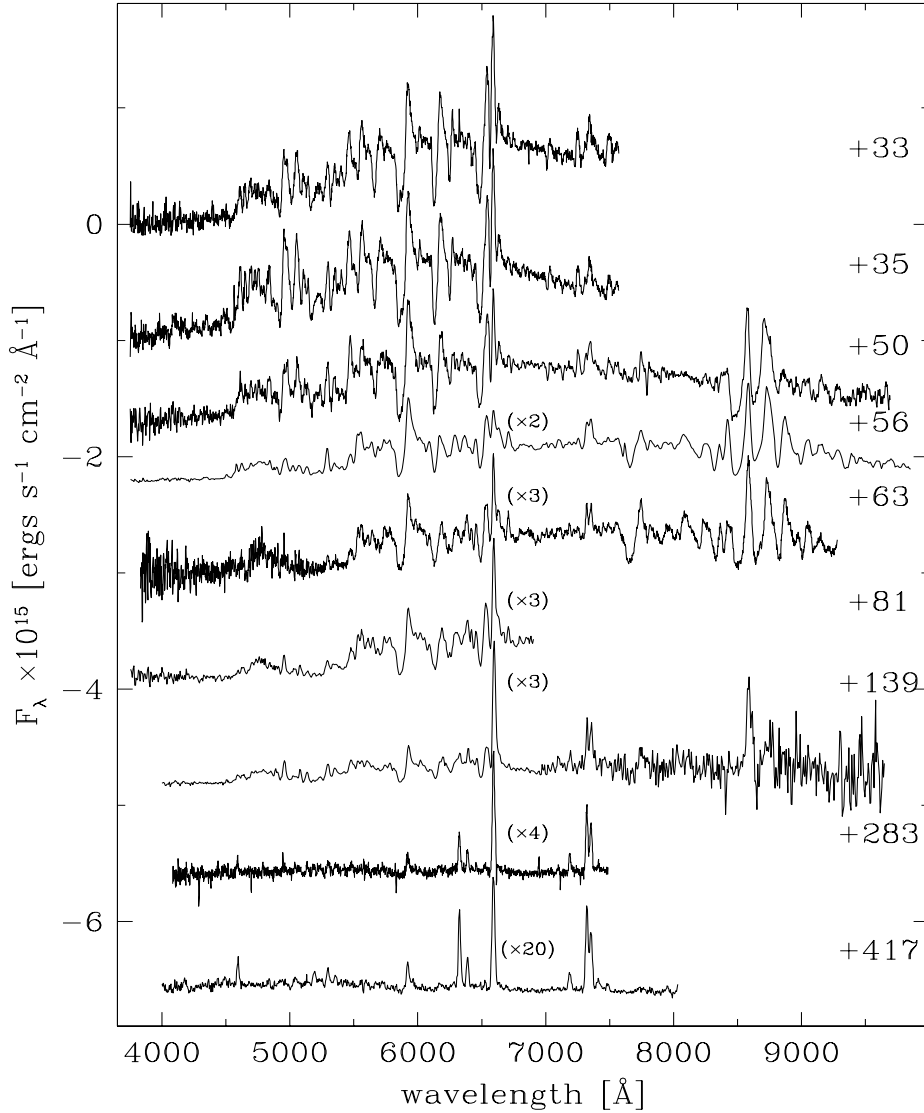
EF2 = ESO 3.6m+EFOSC2

**Table 3.** Spectroscopic observations of SN 1997D

Date	phase* (days)	inst.**	range (Å)	res. (Å)
14/1/97	+33	1.5	3700-7570	7
15/1/97	+34	1.5	3700-7570	7
16/1/97	+35	1.5	3700-7570	7
17/1/97	+36	1.5	3700-7570	7
27/1/97	+46	CT4IR	9645-23180	20
31/1/97	+50	CT1.5	3450-9700	
6/2/97	+56	3.6	3730-9850	17
12-14/2/97	+63	2.2	3830-9280	10
3/3/97	+81	3.6	3700-6900	17
29/4-1/5/97	+139	3.6+1.5	3150-10750	17+7
21/9/97	+283	2.2	4100-7480	10
2/2/98	+417	EF2	3860-8030	13

\* relative to the estimated epoch of maximum, JD=2450430

\*\* See coding of Table 1, plus 1.5 = ESO 1.5m + B&C; CT4IR = CTIO 4.0m + IR spect.; CT1.5 = CTIO 1.5m + R-C spect.



**Figure 3.** Spectral evolution of SN 1997D. Wavelength is in the observer rest frame. The ordinate refers to the first spectrum (+33d), the other spectra are shifted downwards by  $1 \times 10^{-15}$ ,  $1.7 \times 10^{-15}$ ,  $2 \times 10^{-15}$ ,  $3 \times 10^{-15}$ ,  $3.9 \times 10^{-15}$ ,  $4.2 \times 10^{-15}$ ,  $5.6 \times 10^{-15}$  and  $6.6 \times 10^{-15}$  respectively. For clarity some spectra have been multiplied by factors given in parenthesis.

dance. However, the most striking property of these spectra is the very low expansion velocity of the ejecta. The minima of the absorption lines give an expansion velocity of about  $1100\text{--}1200 \text{ km s}^{-1}$  for  $\text{H}\alpha$  and somewhat larger ( $1500\text{--}1800 \text{ km s}^{-1}$ ) for  $\text{BaII}$ . Spectral modeling suggests photospheric velocities between  $900$  (Chugai & Utrobin 2000) and  $970 \text{ km s}^{-1}$  (Paper I) and kinetic energies between  $1\text{--}4 \times 10^{50}$  erg, depending on the ejected mass. The spectral energy distribution in the optical-IR about 50 days past discovery is shown in Fig. 4. As mentioned above, the distribution is peaked in the optical window and very little flux is emitted at wavelength smaller than  $5000 \text{ \AA}$ .

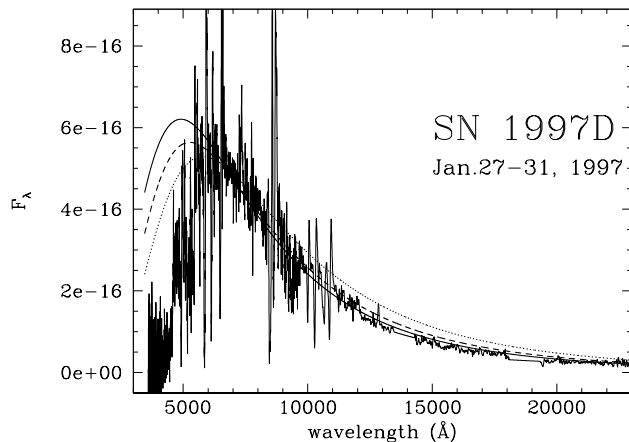
Two months later the  $\text{H}\alpha$  emission starts to dominate over the  $\text{BaII}$   $6497$  line and becomes the more intense spectral line along with  $\text{NaI D}$  and  $\text{CaII IR}$  lines. Starting 283

days past maximum the spectrum is that of a typical SNI<sub>I</sub> in the nebular phase but for the very low kinetic energy.

### 2.3 Nebular line identifications

The low expansion velocity of the ejecta of SN 1997D offers a unique opportunity to resolve and identify spectral lines. These identifications are presented in Fig. 5 for the spectrum at +417d.

The strongest feature after the prominent  $\text{H}\alpha$  is the  $7300 \text{ \AA}$  doublet. Because of the close wavelength coincidence we associate this emission with the  $[\text{CaII}]$  lines  $7291\text{--}7323 \text{ \AA}$  and definitely exclude the contribution of  $[\text{OII}]$   $7320\text{--}7330 \text{ \AA}$  doublet. We remind that the latter was instead identified in the late (about 15yr) spectra of SNe 1979C and 1980K (Fe-



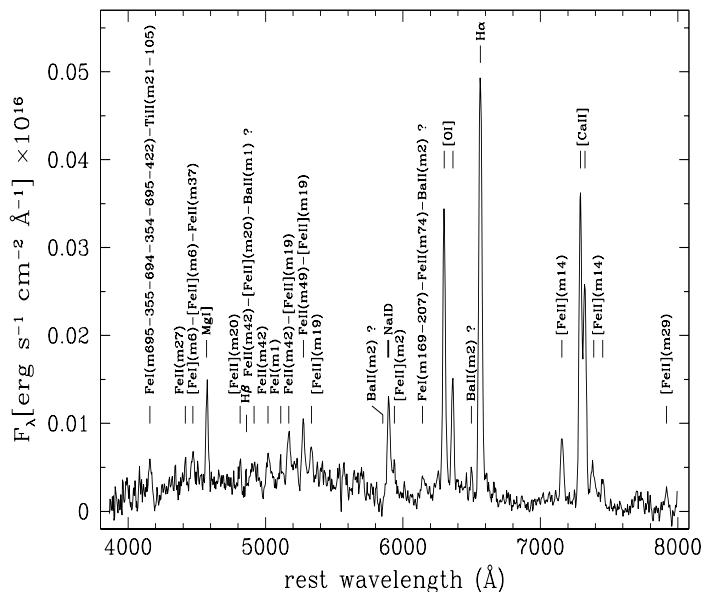
**Figure 4.** Spectral energy distribution between  $3500\text{\AA}$  and  $2.3\mu$ . The energy distribution of a black body of 5900, 5500 and  $5000\text{ K}$  are plotted for reference as a continuous, dashed and dotted line, respectively. The IR spectrum is from Clocchiatti et al. (2000)

sen et al. 1999). Just blueward of this feature an unblended emission is identified with  $[\text{FeII}] 7155\text{ \AA}$ . Though sometimes questioned, this line was already identified in other SNI at late epochs (e.g. 1988A and 1988H, Turatto et al. 1993). Here for the first time we single out two other strong lines of the same  $[\text{FeII}]$  multiplet 14 ( $\lambda\lambda 7388$  and  $7453\text{ \AA}$ ), confirming this identification. Many other lines of  $[\text{FeII}]$  and FeII are identified in the spectrum. In particular, several lines of the FeII multiplet 42 and the  $[\text{FeII}]$  multiplet 19 are clearly visible.

Another strong line is the emission due to  $[\text{MgI}] 4571\text{ \AA}$ . In contrast,  $\text{H}\beta$  is very faint if present at all, making the Balmer decrement  $\geq 45$  which indicates collisional excitation.

We could not find an unambiguous identification for a faint line measured at  $6499\text{ \AA}$  (rest frame). For continuity with the photospheric spectra, we tentatively identify this line with  $\text{BaII } 6497$  (mult. 2). To support this identification, we searched the spectrum for other  $\text{BaII}$  lines. It turns out that the strongest features (mult. 1 and 2) if present, would be blended with intense iron emissions, and therefore we cannot make any definite statement.

More interesting is to analyze in detail the evolution of the  $[\text{OI}] 6300\text{-}6364\text{ \AA}$  doublet. Spyromilio & Pinto (1991) have shown how it is possible to derive an estimate of the OI density from the evolution of the intensity ratio of the two lines, which ranges between  $6300/6364 = 0.95$  when the nebula is optical thick to  $3.06$  in case the nebula is optically thin. In the three nebular spectra of SN 1997D, we measure  $6300/6364 = 0.9 \pm 0.2$  at  $+139\text{d}$ ,  $1.9 \pm 0.1$  at  $+283\text{d}$  and  $2.65 \pm 0.05$  at  $+417\text{d}$ . Following Spyromilio & Pinto (1991) we can estimate the oxygen number density at day  $+283$  of  $1.5 \pm 0.3 \times 10^9\text{ cm}^{-3}$ . Noting that the FWHM of the lines (corrected for instrumental resolution) is  $680\text{ km s}^{-1}$  and assuming uniform distribution, we estimate that the oxygen mass in the ejecta is  $\sim 1M_{\odot}$ . If the filling factor is less than unity (Spyromilio & Pinto 1991 estimate a filling factor of  $\sim 0.1$  for SN 1987A), the oxygen mass may be even lower.



**Figure 5.** Line identifications on  $+417\text{d}$  spectrum. The wavelength is in the parent galaxy rest frame.

Such an estimate seems more compatible with a low mass progenitor (see Chugai & Utrobin 2000) than with a high mass one, where the total mass of ejected oxygen is likely to be closer to  $2M_{\odot}$  (Balberg et al. 2000), but the latter cannot be ruled out in view of the large observational uncertainties involved in estimating the oxygen mass. Furthermore, the amount of oxygen left in the expanding envelope in the high mass progenitor case is also sensitive to the extent of fallback on to the nascent black hole, so a low mass of ejected oxygen does not necessarily reflect the amount of oxygen in the progenitor.

### 3 THE NATURE OF THE PROGENITOR AND THE COMPACT REMNANT

In principle, the low luminosity of SN 1997D may be due to either a low  $^{56}\text{Ni}$  mass or a low opacity to the  $\gamma$ -rays from radioactive decay. The fact that, for almost one year, the decline rate of the late time light curve of SN 1997D matches the decay rate of  $^{56}\text{Co}$  is a strong indication that the envelope maintains thick to  $\gamma$ -rays and hence that the ejected  $^{56}\text{Ni}$  mass is very low ( $0.002M_{\odot}$ ). To date this is the lowest measured value of the  $^{56}\text{Ni}$  mass ejected in a supernova. The very low expansion velocity of the ejecta and the low explosion energy of a few  $10^{50}$  erg are confirmed by the spectrum taken 1.5yr after the burst.

These observations single out SN 1997D as an extremely unusual type II supernova. As mentioned in the introduction, there are two distinct types of progenitors that can produce such an explosion - either a relatively high mass star ( $26M_{\odot}$ ; PaperI) or a relatively low mass one ( $8\text{-}10M_{\odot}$ ; Chugai & Utrobin 2000). The two models differ in their prediction regarding the nature of the compact remnant. For the massive star model, significant fallback of matter is expected

because of the very low explosion energy and the deep gravitational potential of such a massive star. In contrast, for the 8–12  $M_{\odot}$  model, the mantle of heavy elements and the surrounding He/H envelope are so extended that fallback is very small, even for explosions as weak as  $\sim 10^{49}$  erg (Nomoto et al. 1982; Nomoto 1984, 1987; Nomoto & Hashimoto 1988). The significant amount of fallback in the high mass progenitor will most likely produce a black hole, while in the low mass scenario fallback is negligible and a neutron star is probably formed. As suggested by Zampieri et al. (1998a) and recently supported by Balberg et al. (2000), this distinction is of special interest in the case of SN 1997D and in the high mass progenitor scenario, since it may offer the first opportunity of a *direct* observation of a newly formed black hole in a supernova remnant.

### 3.1 Light Curve and Spectral Simulations

We performed theoretical calculations of the late time light curve of SN 1997D for both high mass and low mass progenitor models. The mass of the ejecta and the explosion energy of the high mass progenitor model (constructed from the 25  $M_{\odot}$  model of Umeda, Nomoto & Nakamura 2000) are  $M_{\text{ej}} = 18 M_{\odot}$  and  $E = 4 \times 10^{50}$  erg. The low mass model has  $M_{\text{ej}} = 6 M_{\odot}$  and  $E = 1 \times 10^{50}$  erg, as adopted by Chugai & Utrobin (2000). All the calculations were performed with a spherically symmetric radiative transfer code, which solves a  $\gamma$ -ray transfer equation with one-energy group approximation as well as a photon transfer equation (Iwamoto et al. 2000).

In both models,  $^{56}\text{Ni}$  is distributed uniformly up to an expansion velocity of  $800 \text{ km s}^{-1}$ , as suggested by the spectral analysis (Paper I). We find that, in the high and low mass progenitor models, 99% and 94 % of the  $\gamma$ -rays are trapped at day  $\sim 400$ , respectively, and thus the optical light curves decline at a rate close to that of  $^{56}\text{Co}$ , consistent with observations. At day  $\sim 400$ , the difference between the two models is too small to be detectable (the high mass model is only 5% more luminous than the low mass model). Significant deviations from the  $^{56}\text{Co}$  decay rate and differences between the two models ( $\sim 0.2$  mag) are predicted to be seen only after day  $\sim 800$ .

Models suggest that after the end of the plateau, which is the consequence of an inward-moving recombination wave in the H-envelope, the light curve of a SNII should be determined mostly by  $\gamma$ -ray deposition followed by immediate radiation of optical photons. Therefore the  $^{56}\text{Co}$  rate should be a lower limit to the slope of the light curve. However, observations covering the period 60–200 days show that the decline rate was slightly slower than the  $^{56}\text{Co}$  decay rate. This suggests that  $\gamma$ -ray deposition followed by instantaneous emission of optical photons might not be the only source of luminosity for SN 1997D at this epoch. This probably means that the photosphere has not disappeared yet. Indeed, spectra taken at 81d and 139d (Fig. 3) show the persistence of P-Cygni absorption profiles in many of the strongest lines (NaI D, BaII, H $\alpha$ ), even though the CaII IR triplet is dominated by emission. Note also that the emission component in H $\alpha$  is much stronger than the absorption component, while they are equivalent in NaI D. Although the contribution of net emission is significant, a thermal continuum might still influence the spectral shape. In addition we find that the

B band, where there are no strong emission lines, declines much more slowly than the redder bands, all of which include some strong emission lines.

The presence of a photosphere at such advanced phases (its velocity, as measured from the P-Cygni profile of H $\alpha$ , is  $\sim 1090 \text{ km s}^{-1}$ ) might suggest the presence of an inner region with a steep density gradient, situated below the H-envelope. This fact might favor a high mass model and deserves further quantitative study. The spectra taken at late times (283 days and 417 days) show only emission lines and, in that period, the light curve decline rate becomes closer to the  $^{56}\text{Co}$  decay.

We tried to simulate the nebular spectrum of SN 1997D using a NLTE spectrum synthesis code that computes  $\gamma$ -ray deposition and heating, followed by cooling by forbidden line emission. The code is designed for Type Ia SNe, so H is not included. Fitting the observed FeII forbidden lines provides support to the finding that the Ni mass is of the order of  $0.002 M_{\odot}$ . Also, the velocity of the nebular lines is very small, about  $800 \text{ km s}^{-1}$ , confirming that the kinetic energy of the ejecta is low and that the small Ni mass is not mixed out significantly.

### 3.2 Black Hole Remnant

We now turn to discuss the implications of the late times measurements on identifying the nature of the compact remnant. The data indicate that the late time bolometric light curve is consistent with the decay of  $^{56}\text{Co}$ , and there is no evidence up to 400 days of a change in the decline rate caused by emission from the newly formed compact object. The bolometric luminosity at  $t = 417$  days is  $7.8 \times 10^{38} \text{ erg s}^{-1}$ , sufficiently low that emission from a solar mass compact object accreting at the Eddington limit ( $L_{\text{Edd}} \approx 2.6 \times 10^{38} M_* \text{ erg s}^{-1}$ , where  $M_*$  is the mass of the compact object in  $M_{\odot}$  and the accreting material is assumed to be hydrogen poor) should have already been detected through a deviation from a perfect  $^{56}\text{Co}$  decay. Furthermore, the upper limit in the R band at  $\sim 700$  days rules out emission at a luminosity level of  $\sim 10^{38} \text{ erg s}^{-1}$  from the compact object at that time, and further strengthens the conclusion that Eddington-limited accretion is not taking place. Therefore, quite independently of detailed theoretical modeling, these observations in themselves tend to favor the BH formation scenario.

The extremely low efficiency of converting spherical accretion onto a black hole into radiative luminosity (for the accretion rates of interest) severely limits its ability to radiate at the observed rate. Hence, the absence of a signature from the compact object is qualitatively consistent with the presence of a black hole in SN 1997D. In fact, emergence of a black hole as early as  $t = 417$  days would require a very high accretion rate over a relatively long time. The luminosity from steady-state, hypercritical spherical accretion of helium-rich matter onto a black hole can be approximately expressed as (Blondin 1986):

$$L_{\text{acc}} \simeq 1.44 \times 10^{38} \left( \frac{M_{\text{BH}}}{M_{\odot}} \right)^{-1/6} \left( \frac{\dot{M}}{M_{\odot} \text{ yr}^{-1}} \right)^{5/6} \text{ erg s}^{-1} \quad (1)$$

so that to sustain a luminosity of a few  $\times 10^{38} \text{ erg s}^{-1}$  at  $t = 417$  days, the accretion rate would have to be a few

$M_{\odot} \text{ yr}^{-1}$  (depending on the exact mass of the black hole). Since the accretion rate is likely to be declining, it would have had to be at least as large prior to  $t = 417$  days, implying that several  $M_{\odot}$  of material had been accreted in late-time fallback. For comparison, the best fit model for SN 1997D of Paper I has only  $0.2 M_{\odot}$  of initially bound material available for late-time fallback (T. Young 1999, private communication). Indeed, the estimated accretion luminosity for  $3 M_{\odot}$  black hole in SN 1997D at  $t \sim$  hundreds of days is a few times  $10^{36} \text{ erg s}^{-1}$  (Zampieri et al. 1998a; Balberg et al. 2000), and emergence of the accretion luminosity is expected only at  $t \approx 1000$  days after the explosion.

We note that if the bound material has sufficient angular momentum, accretion should proceed via a disk, rather than through a spherical inflow. The disk would have to be very optically thick and advection dominated in order to accommodate the hypercritical accretion rates expected during the first years after the explosion (see Mineshige et al. 1997 for an hydrodynamic study of the properties of such disks up to  $\sim 1$  day after the explosion). While the emission properties of such advection-dominated, optically thick disks at hypercritical accretion rates are poorly understood at present, disk accretion onto a black hole can, in principle, also be consistent with the current observations if the accretion efficiency is low.

### 3.3 Neutron Star remnant

The possibility that the remnant of SN 1997D is a neutron star can be examined in a similar fashion as the well studied case of SN 1987A. To date, the SN 1987A remnant has failed to provide any evidence for the presence of a neutron star formed in the explosion.

First, we note that the luminosity at  $t = 417$  days appears to rule out the formation of a Crab-like pulsar in SN 1997D. The present magnetic-dipole emission estimated for the Crab pulsar is  $\sim 5 \times 10^{38} \text{ erg s}^{-1}$ , and at an age of 417 days it was probably  $\sim 10^{40} \text{ erg s}^{-1}$  (Kumagai et al. 1989; Woosley et al. 1989). If a sizable fraction of such emission is deposited in the supernova ejecta, it should have had an observable effect on the luminosity.

If SN 1997D did produce a neutron star which is weakly magnetized or/and slowly rotating, this may have been observable if it is accreting material through late-time fallback. Initially, the accretion rate is so high that such fallback is expected to be neutrino-cooled and to produce very little observable radiative luminosity, but this luminosity should gradually increase as the expansion of the ejecta causes a decline of the accretion rate (Chevalier 1989).

In the case of SN 1987A, Houck & Chevalier (1991) found that the radiative luminosity should reach the Eddington limit about six months after the explosion, and remains at that value for several years. Following their approach we can make a similar estimate for accretion onto a putative neutron star in SN 1997D. At late times the accretion rate is expected to be ballistic (dust-like) with a secular time dependence of (Chevalier 1989; Colpi et al. 1996)

$$\dot{M}(t > t_{late}) \approx 1.2 \times 10^{-4} \left( \frac{M_*}{1.4} \right) \left( \frac{\rho_0 t_0^3}{10^9 \text{ g cm}^{-3} \text{ s}^3} \right) \times$$

$$\left( \frac{t_{late}}{10 \text{ days}} \right)^{-1/3} \left( \frac{t}{\text{yr}} \right)^{-5/3} M_{\odot} \text{ yr}^{-1}. \quad (2)$$

Here  $\rho_0$  is the average initial density of the accreting material and  $t_0$  is the initial expansion time  $t_0 = r/v$  ( $r$  is the radius and  $v$  the velocity of a gaseous shell), assuming initial homologous expansion at the onset of dust-like flow.  $t_{late}$  denotes the time at which the accretion flow settles into dust-like motion, and is roughly  $t_{late} \approx 10$  days for SN 1987A. Both the numerical coefficient and  $t_{late}$  are weakly dependent on the details of the explosion. The quantity  $\rho_0 t_0^3$  is related to the kinetic energy per unit mass  $\mathcal{E}$  and the amount of mass  $M_{bound}$  which is gravitationally bound to the neutron star at the onset of homologous expansion:  $\rho_0 t_0^3 = 0.3^{3/2} (3/4\pi) M_{bound} \mathcal{E}^{-3/2}$ .

The luminosity is expected to reach the Eddington limit roughly when the accretion shock approaches the trapping radius in the accretion flow. This corresponds to an accretion rate of  $\sim 4 \times 10^{-4} M_{\odot}/\text{yr}$  (Houck & Chevalier 1991). Again, this value depends only weakly on the details of the explosion. Setting  $\dot{M} \sim 4 \times 10^{-4} M_{\odot}/\text{yr}$  in equation (2), we find that the Eddington-limited accretion phase is reached at time

$$t_* = 0.5 \left( \frac{M_*}{1.4} \right)^{3/5} \left( \frac{t_{late}}{10 \text{ days}} \right)^{-1/5} \left( \frac{\rho_0 t_0^3}{10^9 \text{ g cm}^{-3} \text{ s}^3} \right)^{3/5} \text{ yr}. \quad (3)$$

Unlike typical Type II supernovae which have a larger  $^{56}\text{Co}$  abundance, in SN 1997D this abundance is so low that the radioactive luminosity is comparable to the Eddington limit for a solar mass compact object as early as a few hundred days after the explosion. Hence, in SN 1997D,  $t_*$  provides a reasonable estimate as to when the fallback luminosity will “emerge” above the emission of radioactive elements, causing the light curve to deviate from pure  $^{56}\text{Co}$  decay.

Assuming again initial homologous expansion and uniform density throughout the post-explosion envelope, the amount of mass gravitationally bound to the neutron star can be roughly approximated as

$$M_{bound} = 0.013 \left( \frac{M_*}{1.4} \right) \left( \frac{M}{10 M_{\odot}} \right)^{1/3} \left( \frac{r_0}{10^{13} \text{ cm}} \right)^{-1} \times \left( \frac{\rho_0 t_0^3}{10^9 \text{ g cm}^{-3} \text{ s}^3} \right)^{2/3} M_{\odot}, \quad (4)$$

where  $M$  and  $r_0$  are the mass and radius of the envelope at the onset of expansion. Equation (4) shows that, even in extended progenitors (outer radius of several  $10^{13} \text{ cm}$ ), a small amount of material, of the order of  $10^{-2} M_{\odot}$ , can remain bound to the neutron star after the explosion and therefore be available for late time fallback. In fact,  $M_{bound}$  increases with increasing  $\rho_0 t_0^3$ , i.e. with decreasing explosion (and kinetic) energy. This small amount of gas is dynamically negligible if compared to the mass of the neutron star. However, as shown by equation (2), it is sufficient to establish a considerable accretion rate at late times ( $\sim 10^{-4} M_{\odot} \text{ yr}^{-1}$  at  $t \sim 1 \text{ yr}$ ) and to give rise to an Eddington-limited luminosity  $\sim 1$  year after the explosion (eq. [3]).

The post-explosion profile of the bound material in the  $26 M_{\odot}$  progenitor model of Paper I has  $\rho_0 t_0^3 \simeq 1.5 \times 10^{10} \text{ g cm}^{-3} \text{ s}^3$ , for which the accretion rate would decline to  $4 \times 10^{-4} M_{\odot}/\text{yr}$  only at  $\sim 2.5$  years after the explosion. Although this model involves forming a compact remnant with

a mass  $M \gtrsim 3M_{\odot}$  and therefore likely to be black hole, its parameters do allow for an accreting neutron star to remain hidden in its midst up to  $t = 900$  days. On the other hand, the corresponding parameters for the low-mass progenitor of Chugai & Utrobin (2000), which is much more likely to have produced a neutron star, give  $\rho_0 t_0^3 \simeq 6.3 \times 10^8 \text{ g cm}^{-3} \text{ s}^3$ . This latter case is more similar to that of SN 1987A, and accretion onto the neutron star will have reached the critical rate 4–5 months after the explosion, and at  $t = 417$  days would be radiating at the Eddington luminosity. The absence of such luminosity in the light curve of SN 1997D at 400 and 700 days could imply that the remnant is a black hole.

Note, however, that the same reservations originally raised regarding SN 1987A apply here as well. First, accretion luminosity would not be produced if the accretion flow is disrupted owing to dynamical instabilities. Fryer, Colgate & Pinto (1999) have recently speculated that such an instability could arise for an accreting neutron star when the heavier elements begin to recombine, giving rise to a line-driven wind that eventually expels all the material that was initially bound. Furthermore, as noted by Mineshige, Nomoto, & Shigeyama (1993), if an accretion disk forms, the timescale for the accretion luminosity to decrease below the Eddington limit depends on the viscosity parameter, and further study is needed to investigate the evolution in this case.

#### 4 CONCLUSIONS AND DISCUSSION

The analysis of the late-time photometric and spectroscopic data presented here highlight the peculiar character and unusual properties of SN 1997D. The very low expansion velocity of the ejecta ( $\sim 1000 \text{ km s}^{-1}$ ) and the very low abundance of  $^{56}\text{Ni}$  ( $0.002 M_{\odot}$ ) make SN 1997D a unique supernova. The observations made until 400 days after the explosion (and an upper limit of the luminosity at 700 days) lend further support to the interpretation that this supernova was the result of an unusually low energy explosion ( $\sim 10^{50}$  ergs). The available spectroscopic data show also that at  $t = 417$  days the supernova ejecta have not yet started to interact with the CSM.

The observed light curve of SN 1997D after day 300 is consistent with pure radioactive heating, and there is no evidence of a significant deviation caused by other energy sources in the expanding supernova envelope. A neutron star formed from the collapse of a low mass progenitor would have produced emission at the Eddington rate if it were rapidly rotating and strongly magnetized (like the Crab), or if it were slowly rotating, weakly magnetized and accreting due to late time fallback. Such emission would have caused the light curve to deviate from pure radioactive heating decay by  $t = 417$  days. Therefore, the presence of a neutron star remnant seems less likely. On the other hand, a spherically accreting black hole is indeed expected to be undetectable in comparison to radioactive heating during the period of observation, and hence it could not have revealed its presence (a black hole accreting hypercritically through a disk could also be undetectable if the accretion flow is advection-dominated). The formation of a BH remnant is thus consistent with the available data.

Several interesting implications can be drawn from the conclusion that a BH may be present in SN 1997D. First, the large amount of fallback needed to produce a remnant of  $\sim 3M_{\odot}$  would imply that the progenitor was a massive star. In this respect, it is interesting to investigate how the explosion energy of a massive star could be reduced to only a few  $10^{50}$  erg. We note that Iwamoto et al. (2000) proposed a scenario in which the core of SN 1997D had a small angular momentum because the angular momentum of the core was transferred via magnetic-field interaction to the massive H envelope. In this scenario the explosion of SN 1997D took place as a low-energy SNII instead of as a hypernova as in the cases of SN 1998bw and SN 1997ef, which had similar masses. Furthermore, if such low-energy supernova have a non-negligible rate (but are only under-detected), they could have a significant influence on the formation rate and mass distribution of compact objects, and perhaps even on nucleosynthesis abundances of heavier elements.

Most notably, if the remnant is a black hole, SN 1997D may be the first case where obtaining direct observational evidence of the emergence of a black hole in the light curve is technologically possible. Such an observation would confirm the theoretical assessment that black holes are formed in supernovae (Timmes et al. 1996; Fryer 1999). As mentioned above, in the case of SN 1997D, the luminosity due to late-time spherical accretion onto the black hole may thus be observable about three years after the explosion (Zampieri et al. 1998a; Balberg et al. 2000). The specific power-law time dependence of this luminosity should allow to distinguish it from any radioactive source and also from any possible emission caused by circumstellar interaction (which in any case has not been observed as late as 1.5 yr after the explosion). We therefore re-emphasize the need for obtaining deep observations of SN 1997D in the very near future.

We will focus our attention also on a more recent supernova, SN 1999eu, which shows many similarities with SN 1997D and for which we hope to be able to secure very late photometric and spectroscopic observations.

**ACKNOWLEDGMENTS** I.J. Danziger is acknowledged for helpful suggestions and discussions.

This work has been supported in part by the Italian Ministry for University and Scientific Research (MURST) under grant cofin-98-2.11.03.07 at the University of Padova, by NSF grant AST 96-18524, and NASA grants NAG 5-7152 and NAG 5-8418 at the University of Illinois at Urbana-Champaign, and by the grant-in-Aid for Scientific Research (07CE2002, 12640233) of the Ministry of Education, Science, Culture and Sports in Japan.

#### REFERENCES

- Balberg S., Zampieri, L., & Shapiro, S. L. 2000, ApJ, in press
- Barbon, R., Buondi, V., Cappellaro, E., Turatto, M., 1999 A&A, in press
- Blondin, J. M. 1986, ApJ, 308, 755
- Chevalier, R. A. 1989, ApJ, 346, 847
- Chugai N. N., & Utrobin, V. P. 2000, A&A, 354, 557
- Clocchiatti, A., Phillips, M. M., Spyromilio, J., Leibundgut, B., 2000, in SN 1987A: Ten years after, eds. N.B. Suntzeff, M.M. Phillips, ASP, San Francisco, in press
- Colgate, S.A. 1971, ApJ, 163, 221



- Colpi, M., Shapiro, S. L., & Wasserman, I. 1996, *ApJ*, 470, 1075
- Fesen, R.A., Gerardy, C.L., Filippenko, A.V., Matheson, T., Chevalier, R.A., Kirshner, R.P., Schmidt, B.P., Challis, P., Franson, C., Leibundgut, B., Van Dyk, S., 1999, *ApJ*, 117, 725
- Fryer, C. L. 1999, *ApJ*, in press astro-ph/9902315
- Fryer, C. L., Colgate, S. A., & Pinto, P. A. 1999, *ApJ*, 511, 885
- Houck J. C., & Chevalier, R. A. 1991, *ApJ*, 376, 234
- Israelian, G., et al. 1999, *Nature*, 401, 142
- Iwamoto, K., Nakamura, T., Nomoto, K., Mazzali, P.A., Danziger, I.J., Granavich, P., Kirshner, R., Jha, S., Balam, D., & Thorstensen, J. 2000, *ApJ*, 534, 660
- Kumagai, S., Shigeyama, T., Nomoto, K., Itoh, M., Nishimura, J., & Tsuruta, S. 1989, *ApJ*, 345, 412
- Mineshige, S., Nomoto, K., & Shigeyama, T. 1993, *A&A*, 267, 95
- Mineshige, S., Nomura, H., Hirose, M., Nomoto, K., & Suzuki, T. 1997, *ApJ*, 489, 227
- Nomoto, K., Sparks, W.M., Fesen, R.A., Gull, T.R., Miyaji, S., & Sugimoto, D. 1982, *Nature*, 299, 803
- Nomoto, K., 1984, *ApJ*, 277, 791
- Nomoto, K., 1987, *ApJ*, 322, 206
- Nomoto, K., & Hashimoto, M. 1988, *Phys. Rep.*, 163, 13
- Schmidt, B.P., 2000, in SN 1987A: Ten years after, eds. N.B. Suntzeff, M.M. Phillips, ASP, San Francisco, in press
- Sollerman, J., Cumming, R. J. & Lundqvist, P. 1998, *ApJ*, 493, 933
- Spyromilio, J., Pinto, P.A., 1991, in Supernova 1987A and other supernovae, Danziger I.J. & Kj r K. eds., ESO Workshop and Conference proceedings No. 37, p. 423
- Timmes, F.X., Woosley, S. E., & Weaver, T.A. 1996, *ApJ*, 457, 834
- Tully, R.B. 1988, *Catalog of Nearby Galaxies*, (Cambridge: Cambridge Univ. Press)
- Turatto, M., Cappellaro, E., Benetti, S., Danziger, I.J., 1993, *MNRAS* 265, 471
- Turatto, M., Mazzali, P.A., Young, T.R., Nomoto, K., Iwamoto, K., Benetti, S., Cappellaro, E., Danziger, I.J., De Mello, D., Phillips, M.M., Suntzeff, N.B., Clocchiatti, A., Piemonte, A., Leibundgut, B., Covarrubias, R., Maza, J., Sollerman, J., 1998, *ApJ* 498, L129 (Paper I)
- Umeda, H., Nomoto, K., & Nakamura, T., 2000 in *The First Stars*, eds. A. Weiss, T. Abel, & V. Hill (Heidelberg: Springer), 137
- Woosley, S. E., Pinto, P. A., & Hartmann, D. 1989, *ApJ*, 346, 395
- Woosley, S. E., & Weaver, T. A., 1995, *ApJS*, 101, 181
- Woosley, S.E., & Timmes, F.X. 1996, *Nucl.Phys. A*, 606, 137
- Zampieri, L., Shapiro, S.L., & Colpi, M. 1998a, *ApJ*, 502, L149
- Zampieri, L., Colpi, M., Shapiro, S.L., & Wasserman, I. 1998b, *ApJ*, 505, 876