

Magnetic Deformation of Magnetars for the Giant Flares of the Soft Gamma-Ray Repeaters

K. Ioka

Department of Physics, Kyoto University, Kyoto 606-8502, Japan

Accepted . Received ; in original form 2000 March 21

ABSTRACT

We present one possible mechanism for the giant flares of the Soft Gamma-Ray Repeaters (SGRs) within the framework of magnetar, i.e., superstrongly magnetized neutron star model, motivated by the positive period increase associated with the August 27 event from SGR 1900+14. From the second-order perturbation analysis of the equilibrium of the magnetic polytrope, we find that there exist different equilibrium states separated by the energy of the giant flares and the shift in the moment of inertia to cause the period increase. This suggests that, if we assume that the global reconfiguration of the internal magnetic field of $H \gtrsim 10^{16}$ G suddenly occurs, the positive period increase $\Delta P_t/P_t \sim 10^{-4}$ as well as the energy $\gtrsim 10^{44}$ ergs of the giant flares may be explained. The moment of inertia can increase with a release of energy, because the star shape deformed by the magnetic field can be prolate rather than oblate. In this mechanism, since the oscillation of the neutron star will be excited, a pulsation of \sim ms period in the burst profile and an emission of the gravitational waves are expected. The gravitational waves could be detected by the planned interferometers such as LIGO, VIRGO and LCGT.

Key words: gamma-rays: bursts – gamma-rays: theory – gravitation – stars: neutron – stars: magnetic fields – waves.

1 INTRODUCTION

1.1 Giant flares of SGRs

Soft Gamma-ray Repeaters (SGRs) are persistent X-ray sources with X-ray luminosity $\sim 10^{35}$ - 10^{36} erg s^{-1} that emit brief (~ 0.1 s), intense ($\sim 10^{39}$ - 10^{42} erg s^{-1}) recurrent bursts of soft (~ 30 keV) gamma-ray (see Hurley 1999 for a review). There are four known SGRs, SGR 1900+14 (Mazets, Golenetskii & Guryan 1979), SGR 1806-20 (Laros et al. 1986), SGR 1627-41 (Woods et al. 1999a) in the Galactic plane and SGR 0525-66 (Golenetskii et al. 1979; Mazets et al. 1979; Cline et al. 1980) in the Large Magellanic Cloud, and one possible candidate, SGR 1801-23 (Cline et al. 2000) towards the Galactic center. Their apparent associations with supernova remnants support that SGRs are neutron stars (Hurley 1999).

The spin periods and the spin-down rates of SGR 1900+14 (Woods et al. 1999b) and SGR 1806-20 (Kouveliotou et al. 1998) are measured from the quiescent X-ray pulses. If the spin-down is driven by magnetic dipole radiation, the implied magnetic fields are $H \gtrsim 10^{14}$ G, which are greater than the quantum critical field $H_{cr} = m_e^2 c^3 / e \hbar \sim 4.4 \times 10^{13}$ G (Baring & Harding 1998; but see also Camilo et al. 2000). Although the spin-down may not be driven by the dipole radiation but a relativistic particle wind (Thompson & Blaes 1998; Kouveliotou et al. 1999; Harding, Contopoulos & Kazanas 1999; Rothschild, Marsden & Lingenfelter 1999), the rotational energy loss rate ($|\dot{E}_{rot}| \sim 10^{34}$ erg s^{-1}) is not sufficient for the persistent X-ray emission, the particle winds and the soft gamma-ray bursts ($\gtrsim 10^{36}$ erg s^{-1}), and hence the superstrong magnetic field $H \gtrsim 10^{14}$ G is indispensable from energetics if the energy source is the magnetic field. Such superstrongly magnetized neutron stars are called “magnetars” (Duncan & Thompson 1992; Thompson & Duncan 1993, 1995, 1996), and SGRs are better understood within the framework of magnetar than other possibilities, such as accretion models (e.g., Kaplan et al. 2001; Liang 1995; Marsden et al. 1999; Cheng & Dai 1998, 1999). Anomalous X-ray pulsars (AXPs) are another group of X-ray sources that are similar to the SGRs but have no burst activity (see Mereghetti 1999 for a review).

During the past ~ 20 years, two giant flares have been recorded from two of the SGRs: 1979 March 5 event from SGR

arXiv:astro-ph/0009327v2 16 Jun 2001

0526-66 (Golenetskii et al. 1979; Mazets et al. 1979; Cline et al. 1980) and 1998 August 27 event from SGR 1900+14 (Hurley et al. 1999; Feroci et al. 1999; Mazets et al. 1999). These flares differ from the more common bursts in larger energies ($\gtrsim 10^{44}$ ergs), longer durations ($\gtrsim 100$ s) and harder initial spectra (\sim MeV). In the August 27 event, the giant flare was intense enough to ionize the Earth’s night-side lower ionosphere to the levels usually found only during daytimes (Inan et al. 1999). A radio afterglow was also found (Frail, Kulkarni & Bloom 1999). In the magnetar model, it is considered that the giant flares are produced by the global reconfiguration of the internal magnetic field, while the smaller bursts are produced by “crustquakes” in the neutron star (Thompson & Duncan 1995).

Remarkably, during an 80 day interval in the summer of 1998 which contains the August 27 event, the average spin-down rate of SGR 1900+14 increased by a factor ~ 2.3 (Woods et al. 1999b). The sampling of the period history of SGR 1900+14 is insufficient to distinguish between a long-term (~ 80 days) increase of the spin-down rate and a sudden increase in the spin period (a “braking glitch”) at the time of the August 27 event.* In either case, this variable spin-down of SGR 1900+14 should provide an important clue to the nature of the SGRs.

Thompson et al. (2000) considered the physical mechanisms for the positive period increase of the observed magnitude $\Delta P_t/P_t \sim 10^{-4}$ directly associated with the August 27 event. They focused on two mechanisms: one is a loss of angular momentum by a particle wind and the other is an exchange of angular momentum between the crustal neutron superfluid and the rest of the neutron star. The former mechanism can induce the observed spin-down only if an additional outflow of $\sim 10^{44}$ ergs lasts longer than the observed duration $\sim 10^4$ s and shorter than $\sim 10^5$ s, and hence a fine tuning may be needed. The latter mechanism may cause the observed spin-down. However, at present, the exact cause for the positive period increase of SGR 1900+14 and the giant flares remains unknown.

In this paper, we will present other mechanism for the giant flare within the framework of magnetar, in which the global reconfiguration of the internal magnetic field of $H \gtrsim 10^{16}$ G causes the giant flare of $\gtrsim 10^{44}$ ergs as well as the positive period increase of $\Delta P_t/P_t \sim 10^{-4}$.

1.2 Order-of-magnitude estimate

Before discussing the details, we shall make an order-of-magnitude estimate. Let us consider a rotating star. There is a relation,

$$J = \mathcal{I}\Omega, \quad (1)$$

between the angular momentum J , the angular velocity $\Omega = 2\pi/P_t$ and the moment of inertia \mathcal{I} of the star. There are two ways to cause the spin-down: one way is to decrease the angular momentum and the other is to increase the moment of inertia. The mechanism considered by Thompson et al. (2000) is the former one. Our mechanism for the spin-down is the latter one. If the angular momentum J is conserved, the increase of the moment of inertia required for the positive period increase of SGR 1900+14 is of order $\Delta\mathcal{I}/\mathcal{I} \sim \Delta P_t/P_t \sim 10^{-4}$. This corresponds to a rotational energy loss for the star $|\mathcal{I}\Omega\Delta\Omega| \sim 10^{41}$ ergs, which is much smaller than the energy of the giant flare.

Let us consider the internal magnetic field of $H \gtrsim 10^{16}$ G. This is somewhat larger than the external dipole fields $H \sim 10^{14}$ G deduced from the period and the period derivative. Such larger internal field $H \gtrsim 10^{16}$ G is plausible if the magnetic field is generated by the helical dynamo in a new born neutron star (Duncan & Thompson 1992; Thompson & Duncan 1993). The magnetic field is a source of non-hydrostatic stress in the interior of the star. Hence the internal magnetic field induces a deformation of the star, and the magnetic deformation dominates the rotational one when $H \gtrsim 10^{14}(P_t/1\text{s})^{-1}$ G. The induced difference in the moment of inertia of the star is given by order of

$$\frac{\Delta\mathcal{I}}{\mathcal{I}} \sim \delta \sim \frac{(H^2/8\pi)(4\pi R^3/3)}{GM^2/R} \sim 10^{-4} \left(\frac{H}{2 \times 10^{16}\text{G}}\right)^2 \left(\frac{R}{10^6\text{cm}}\right)^4 \left(\frac{M}{1.4M_\odot}\right)^{-2}, \quad (2)$$

where δ is the ratio of the magnetic energy $\mathcal{M} \sim (H^2/8\pi)(4\pi R^3/3) \sim 7 \times 10^{49}(H/2 \times 10^{16}\text{G})^2$ ergs to the gravitational energy $|\mathcal{W}| \sim GM^2/R \sim 5 \times 10^{53}$ ergs, and M and R are the mass and the radius of the star respectively (see below; see also Bocquet et al. 1995; Bonazzola & Gourgoulhon 1996; Konno, Obata & Kojima 1999). The deformation of the star also causes the gravitational potential energy $\mathcal{W} \sim -GM^2/R$ to change by order of (Chandrasekhar 1969; Shapiro & Teukolsky 1983)

$$\Delta\mathcal{W} \sim \delta^2|\mathcal{W}|/5 \sim 10^{45} \left(\frac{H}{2 \times 10^{16}\text{G}}\right)^4 \left(\frac{R}{10^6\text{cm}}\right)^7 \left(\frac{M}{1.4M_\odot}\right)^{-2} \text{ ergs}. \quad (3)$$

* Rothschild, Marsden & Lingenfelter (1999) argue that a sudden period increase at the August 27 event appears to be at odds based on the relatively large period derivative $\dot{P}_t \sim 1 \times 10^{-10}$ s/s measured about three months before the giant flare (Kouveliotou et al. 1999) and just after the event (Murakami et al. 1999). However a reanalysis of all *RXTE* observation gives lower period derivatives, although the same data are used (Woods et al. 1999). Moreover, the timing noise of SGRs may be large (Woods et al. 2000) so that the long term trend may be more important than the short term trend. Therefore, we think that a sudden period increase is consistent with the observation.

Here we assume that the deformation is elliptical like a rotating star. Because the magnetic pressure is strongly anisotropic, this is a good approximation for globally coherent fields, such as a dipole poloidal field. In this case, δ has the same meaning as the oblateness parameter ϵ in equations (10.11.2) and (10.11.7) of Shapiro & Teukolsky (1983). The energy shift is of order δ^2 because the gravitational energy as a function of the oblateness parameter δ is minimum at $\delta = 0$.[†] We will confirm that these crude estimates in equations (2) and (3) are good approximations in Section 4.2.

Therefore, if the global rearrangement of the internal magnetic field $H \sim 10^{16}$ G occurs, the moment of inertia and the energy will change by order of $\Delta\mathcal{I}/\mathcal{I} \sim 10^{-4}$ and $\Delta\mathcal{W} \sim 10^{45}$ ergs respectively, which is comparable with the required values for the positive period increase and the giant flare of SGR 1900+14. In this way, the global reconfiguration of the internal magnetic field $H \gtrsim 10^{16}$ G may explain the positive period increase $\Delta P_t/P_t \sim 10^{-4}$ as well as the energy $\gtrsim 10^{44}$ ergs of the giant flare. This coincidence of the order-of-magnitude estimate and the observation may be by chance but is interesting enough to explore. Note that the energy source of this mechanism is not the magnetic energy but the gravitational energy. Furthermore, the spin-down rate before and after the giant flare is almost the same since the moment of inertia and the external magnetic fields are nearly constant.

The first point that one may wonder is why the spin-down occurs with a release of energy. In a rotating star case, such as in the starquake model for the ordinary glitches (Ruderman 1969; Baym & Pines 1971), the energy release is always associated with the spin-up, since a rotating star has less oblate equilibrium shape as the star slows down. Nevertheless, it is not a trivial problem whether or not the spin-down occurs with a release of energy in a magnetized star case, since it is possible for a magnetized star to be prolate rather than oblate. Therefore, in this paper we shall address the following problem as a first step: *can the spin-down occur with a release of energy in a magnetized star?* To approach this problem, we consider the most idealized model. We prepare several equilibrium polytropes with different magnetic configurations assuming axisymmetry and no rotations. Then, we investigate the relation of the energy and the moment of inertia between these equilibria to find at least one example in which the moment of inertia increases with a release of energy.

In Section 2, we will study the equilibrium of a magnetized polytropic star. In Section 3, we will obtain the expression for the energy and the moment of inertia tensor. In Section 4, we will compare equilibrium configurations and show that the spin-down with a release of energy is possible. We will also apply the results to the giant flares of SGRs. Section 5 is devoted to discussions and summary. We will consider observational signatures to test this model in the future.

2 THE EQUILIBRIUM OF MAGNETIC POLYTROPES

The equilibrium of a magnetized star has been studied by several authors since the pioneering work of Chandrasekhar and Fermi (1953). If one assumes a barytropic equation of state, one can make some progress in the understanding of the magnetic field on the equilibrium configurations. The equilibrium of a polytropic star with an axisymmetric poloidal magnetic field has been examined by Monaghan (1965, 1966a,b), and has been treated in a systematic manner by Trehan & Billings (1971). The structure of the magnetic field with a toroidal and a poloidal component in a polytropic star has been examined by Roxburgh (1966), and the equilibrium of a polytropic star with a toroidal and a poloidal magnetic field has been studied in a systematic manner by Trehan & Uberoi (1972). These models are constructed using a perturbation technique with the ratio of the magnetic energy to the gravitational energy as the perturbation parameter. This is essentially similar to that developed by Chandrasekhar (1933) and Chandrasekhar & Lebovitz (1962) for a slowly rotating polytrope, in which the perturbation parameter is the ratio of the rotational energy to the gravitational energy. Since the ratio δ of the magnetic energy to the gravitational energy is small as long as $H \lesssim 10^{18} (R/10^6 \text{ cm})^{-4} (M/M_\odot)^2$ G, this method is the most suitable for our purposes. As we can see from equation (3), it is not sufficient to consider only the first-order in a small parameter δ . Therefore we will extend and generalize the previous works to the second-order in a small parameter δ .

2.1 Basic equations

The basic equations governing the hydrostatic equilibrium of a perfect conducting fluid are

$$0 = -\nabla p + \rho \nabla \Phi + \frac{1}{4\pi} (\nabla \times \mathbf{H}) \times \mathbf{H}, \quad (4)$$

$$\nabla^2 \Phi = -4\pi G \rho, \quad (5)$$

$$\nabla \cdot \mathbf{H} = 0, \quad (6)$$

where p is the pressure, ρ is the density, Φ is the gravitational potential and \mathbf{H} is the magnetic field. We assume the polytropic equations of state,

[†] If the magnetic fields were well tangled, the deformation would not be elliptical but radial so that the energy shift is of order δ . In this case, our model gives too much energy.

$$p = K\rho^{1+1/n}, \quad (7)$$

and we normalize the quantities as

$$\rho = \rho_c \Theta^n, \quad r = \alpha \xi = \left[\frac{K(n+1)\rho_c^{-1+1/n}}{4\pi G} \right]^{1/2} \xi, \quad \mathbf{H} = (4\pi G \delta)^{1/2} \rho_c \alpha \mathbf{h}, \quad \Phi = 4\pi G \alpha^2 \rho_c \phi, \quad (8)$$

where Θ , ξ , \mathbf{h} and ϕ are dimensionless quantities, n is the polytropic index, ρ_c is the density at the center, and K is a constant. Then, equations (4), (5) and (6) are written as

$$0 = -\nabla\Theta + \nabla\phi + \delta \frac{(\nabla \times \mathbf{h}) \times \mathbf{h}}{4\pi \Theta^n}, \quad (9)$$

$$\nabla^2 \phi = -\Theta^n, \quad (10)$$

$$\nabla \cdot \mathbf{h} = 0, \quad (11)$$

where δ represents, apart from a numerical factor, the ratio of magnetic to gravitational energy, and ∇ is the divergence with respect to ξ .

We shall assume that the magnetic field is axisymmetric about the z -axis. Then we can express the magnetic field as a superposition of a poloidal and a toroidal field in terms of two scalar functions $P(\xi, \mu)$ and $T(\xi, \mu)$ in the manner (e.g. Chandrasekhar 1961),

$$\frac{\mathbf{h}}{(4\pi)^{1/2}} = \nabla \times (\varpi P \hat{\mathbf{e}}_\varphi) + \varpi T \hat{\mathbf{e}}_\varphi, \quad (12)$$

where $\hat{\mathbf{e}}_\varphi$ is a unit vector along the φ -direction and (ϖ, φ, z) denotes the cylindrical coordinate, which is related to the spherical coordinate (ξ, θ, φ) as $\varpi = \xi \sin \theta = \xi(1 - \mu^2)^{1/2}$ and $z = \xi \cos \theta = \xi\mu$. Note that the projection of the lines of force on the meridional planes gives $\varpi^2 P = \text{const}$. Since equation (9) requires $\nabla \times [(\nabla \times \mathbf{h}) \times \mathbf{h} / \Theta^n] = 0$, it can be shown that (Woltjer 1959; Ferraro 1954; Parker 1979)

$$0 = \nabla [\Theta - \phi - \delta N_P(\varpi^2 P)], \quad (13)$$

$$\Delta_5 P = -\Theta^n N'_P(\varpi^2 P) - T N'_T(\varpi^2 P), \quad (14)$$

$$\varpi^2 T = N_T(\varpi^2 P), \quad (15)$$

where $N_T(x)$ and $N_P(x)$ are arbitrary functions which characterize the configuration of the magnetic fields, and

$$\Delta_5 = \frac{\partial^2}{\partial \varpi^2} + \frac{3}{\varpi} \frac{\partial}{\partial \varpi} + \frac{\partial^2}{\partial z^2} = \frac{\partial^2}{\partial \xi^2} + \frac{4}{\xi} \frac{\partial}{\partial \xi} + \frac{1 - \mu^2}{\xi^2} \frac{\partial^2}{\partial \mu^2} - \frac{4\mu}{\xi^2} \frac{\partial}{\partial \mu}, \quad (16)$$

is the five-dimensional axisymmetric Laplacian. Taking the divergence of equation (13), we obtain

$$\nabla^2 \Theta = -\Theta^n + \delta \nabla^2 N_P(\varpi^2 P), \quad (17)$$

with equation (10).

2.2 Perturbative approach

We shall suppose that the magnetic field is so small that δ may be treated as a small perturbation parameter. On this assumption, we will obtain the solutions for the density Θ , the poloidal field P and the toroidal field T to the second-order in δ . We assume that the solutions for Θ , P and T have the forms,

$$\Theta = \Theta_0 + \delta \Theta_1 + \delta^2 \Theta_2 + O(\delta^3), \quad (18)$$

$$P = P_0 + \delta P_1 + O(\delta^2), \quad (19)$$

$$T = T_0 + \delta T_1 + O(\delta^2). \quad (20)$$

By substituting these equations into the basic equations (14), (15) and (17), we obtain in each order of δ

$$\nabla^2 \Theta_0 = -\Theta_0^n, \quad (21)$$

$$\nabla^2 \Theta_1 = -n \Theta_0^{n-1} \Theta_1 + \nabla^2 N_P(\varpi^2 P_0), \quad (22)$$

$$\nabla^2 \Theta_2 = -n \Theta_0^{n-1} \Theta_2 - \frac{n(n-1)}{2} \Theta_0^{n-2} \Theta_1^2 + \nabla^2 [\varpi^2 P_1 N'_P(\varpi^2 P_0)], \quad (23)$$

$$\Delta_5 P_0 = -\Theta_0^n N'_P(\varpi^2 P_0) - T_0 N'_T(\varpi^2 P_0), \quad (24)$$

$$\Delta_5 P_1 = -n \Theta_0^{n-1} \Theta_1 N'_P(\varpi^2 P_0) - \Theta_0^n \varpi^2 P_1 N''_P(\varpi^2 P_0) - T_1 N'_T(\varpi^2 P_0) - T_0 \varpi^2 P_1 N''_T(\varpi^2 P_0), \quad (25)$$

$$\varpi^2 T_0 = N_T(\varpi^2 P_0), \quad (26)$$

$$\varpi^2 T_1 = \varpi^2 P_1 N'_T(\varpi^2 P_0). \quad (27)$$

These equations are to be solved order by order. It is obvious that depending upon the choice of the arbitrary functions $N_P(x)$ and $N_T(x)$, there can be many solutions for the functions P and T which are consistent with the demand for equilibrium. Therefore it is convenient to make general discussions before specifying the functions $N_P(x)$ and $N_T(x)$. So, we will consider the formal solutions for the density Θ and the gravitational potential ϕ in the next section, and the formal expressions for the energy and the moment of inertia tensor of the magnetic polytrope in Section 3, without solving the magnetic fields P and T . We will specify the magnetic fields P and T in Section 4.

2.3 The solution for Θ and ϕ to second-order in δ

We will obtain the formal solutions for the density Θ and the gravitational potential ϕ before considering the specific magnetic fields. Firstly we perform the Legendre expansion as

$$\Theta_1 = \sum_{m=0}^{\infty} \psi_m(\xi) P_m(\mu), \quad (28)$$

$$\Theta_2 = \sum_{m=0}^{\infty} \gamma_m(\xi) P_m(\mu), \quad (29)$$

$$N_P(\varpi^2 P_0) = \sum_{m=0}^{\infty} \Psi_m(\xi) P_m(\mu), \quad (30)$$

$$\varpi^2 P_1 N'_P(\varpi^2 P_0) = \sum_{m=0}^{\infty} \Gamma_m(\xi) P_m(\mu), \quad (31)$$

where $P_m(\mu)$ are Legendre polynomials of order m . Then, from equations (21), (22) and (23), we find that the radial functions Θ_0 , ψ_m and γ_m satisfy the equations

$$\mathcal{D}_0 \Theta_0(\xi) = -\Theta_0^n(\xi), \quad (32)$$

$$\mathcal{D}_m(\psi_m - \Psi_m) = -n\Theta_0^{n-1} \psi_m, \quad (33)$$

$$\mathcal{D}_m(\gamma_m - \Gamma_m) = -n\Theta_0^{n-1} \gamma_m - \frac{n(n-1)}{2} \Theta_0^{n-2} \sum_{l=0}^{\infty} \psi_l Q_{lm}, \quad (34)$$

where

$$\mathcal{D}_m = \frac{1}{\xi^2} \frac{d}{d\xi} \left(\xi^2 \frac{d}{d\xi} \right) - \frac{m(m+1)}{\xi^2}, \quad (35)$$

and Q_{lm} is defined by

$$P_l(\mu) \sum_{m=0}^{\infty} \psi_m P_m(\mu) = \sum_{m=0}^{\infty} Q_{lm} P_m(\mu). \quad (36)$$

Note that $Q_{l0} = \psi_l/(2l+1)$ and Θ_0 in equation (32) is, of course, the Lane-Emden function of index n . The radial functions Θ_0 , ψ_m and γ_m in equations (32), (33) and (34) are to be solved by imposing the boundary conditions

$$\Theta_0(0) = 1, \quad \Theta_0'(0) = 0, \quad \psi_m(0) = 0, \quad \psi_m'(0) = 0, \quad \gamma_m(0) = 0, \quad \gamma_m'(0) = 0, \quad (37)$$

since we shall let ρ_c denote the central density.

With equations (28), (29), (30) and (31), the solution for ϕ can be obtained by integrating equation (13) as

$$\phi = C_0 + \Theta_0 + \delta \left[C_{1;0} + \sum_{m=0}^{\infty} (\psi_m - \Psi_m) P_m(\mu) \right] + \delta^2 \left[C_{2;0} + \sum_{m=0}^{\infty} (\gamma_m - \Gamma_m) P_m(\mu) \right], \quad (38)$$

where we write the integral constant as $\phi_0 = C_0 + \delta C_{1;0} + \delta^2 C_{2;0}$. The gravitational potential outside the polytrope satisfies Laplace's equation $\nabla^2 \tilde{\phi} = 0$, where the tilde in $\tilde{\phi}$ distinguishes the exterior potential $\tilde{\phi}$ from the interior one ϕ . The solution of Laplace's equation which should be associated with the interior solution (38) is, clearly

$$\tilde{\phi} = \frac{K_0}{\xi} + \delta \sum_{m=0}^{\infty} \frac{K_{1;m}}{\xi^{m+1}} P_m(\mu) + \delta^2 \sum_{m=0}^{\infty} \frac{K_{2;m}}{\xi^{m+1}} P_m(\mu). \quad (39)$$

It remains to determine the various constants which occur in the solutions for ϕ and $\tilde{\phi}$ by imposing on them the boundary conditions,

$$\phi|_{\Xi(\mu)} = \tilde{\phi}|_{\Xi(\mu)}, \quad \left. \frac{\partial \phi}{\partial \xi} \right|_{\Xi(\mu)} = \left. \frac{\partial \tilde{\phi}}{\partial \xi} \right|_{\Xi(\mu)}, \quad (40)$$

where the boundary of the polytrope $\Xi(\mu)$ is given by

$$\Xi(\mu) = \xi_0 + \delta \sum_{m=0}^{\infty} q_m P_m(\mu) + \delta^2 \sum_{m=0}^{\infty} t_m P_m(\mu). \quad (41)$$

Here ξ_0 is the first zero of the Lane-Emden function. The requirement that the density Θ vanishes on the boundary surface $\Theta(\Xi(\mu), \mu) = 0$ determines the constants q_m and t_m as

$$q_m = -\frac{\psi_m(\xi_0)}{\Theta'_0(\xi_0)}, \quad (42)$$

$$t_m = -\frac{1}{\Theta'_0(\xi_0)} \left\{ \gamma_m(\xi_0) - \frac{1}{\Theta'_0(\xi_0)} \sum_{l=0}^{\infty} \left[\frac{\psi_l(\xi_0)}{\xi_0} + \psi'_l(\xi_0) \right] Q_{lm}(\xi_0) \right\}, \quad (43)$$

where Q_{lm} is defined in equation (36). Then, evaluating ϕ and $\tilde{\phi}$ and their derivatives on $\Xi(\mu)$, the boundary conditions in equation (40) give

$$\begin{aligned} K_0 &= -\xi_0^2 \Theta'_0(\xi_0), \quad C_0 = -\xi_0 \Theta'_0(\xi_0), \\ K_{1;m} &= -\frac{1}{m+1} \xi_0^{m+2} [\psi'_m(\xi_0) - \Psi'_m(\xi_0)], \\ C_{1;0} &= -\psi_0(\xi_0) + \Psi_0(\xi_0) - \xi_0 [\psi'_0(\xi_0) - \Psi'_0(\xi_0)], \\ K_{2;m} &= -\frac{1}{m+1} \xi_0^{m+2} [\gamma'_m(\xi_0) - \Gamma'_m(\xi_0) + \mathcal{Q}_m], \\ C_{2;0} &= -\gamma_0(\xi_0) + \Gamma_0(\xi_0) - \xi_0 [\gamma'_0(\xi_0) - \Gamma'_0(\xi_0) + \mathcal{Q}_0], \end{aligned} \quad (44)$$

and the additional boundary conditions for ψ_m and γ_m with $m \geq 1$,

$$(m+1) [\psi_m(\xi_0) - \Psi_m(\xi_0)] + \xi_0 [\psi'_m(\xi_0) - \Psi'_m(\xi_0)] = 0 \quad \text{for } m \geq 1, \quad (45)$$

$$(m+1) [\gamma_m(\xi_0) - \Gamma_m(\xi_0)] + \xi_0 [\gamma'_m(\xi_0) - \Gamma'_m(\xi_0) + \mathcal{Q}_m] = 0 \quad \text{for } m \geq 1, \quad (46)$$

where

$$\mathcal{Q}_m = \frac{n \Theta_0^{n-1}(\xi_0)}{2 \Theta'_0(\xi_0)} \sum_{l=0}^{\infty} \psi_l(\xi_0) Q_{lm}(\xi_0), \quad (47)$$

and Q_{lm} is defined in equation (36). For $n < 1$, this constant \mathcal{Q}_m diverges since $\Theta_0(\xi_0) = 0$, which means that the expansion with respect to δ breaks down.[‡] Hereafter we will consider the case of $n \geq 1$.

Now we get the formal solution of the problem, i.e., we can calculate the density Θ and the gravitational potential ϕ if the magnetic fields Ψ_m and Γ_m in equations (30) and (31) are given.

3 ENERGY AND MOMENT OF INERTIA TENSOR

In this section, we will obtain the formal expression for the differences in the total energy and the moment of inertia tensor between two equilibrium configurations. The energy and the moment of inertia tensor will be obtained in the expanded forms with respect to the small parameter δ .

3.1 Mass

The total mass of the fluid is given by

$$M = \int_V \rho d^3 r = \left[\frac{K(n+1)}{4\pi G} \right]^{3/2} \rho_c^{-1/2+3/2n} \int_V \Theta^n d^3 \xi. \quad (48)$$

[‡] Chandrasekhar's perturbation technique breaks down near the surface of the polytrope since $|\Theta_0| < |\delta \Theta_1|$ at $\xi \sim \xi_0$. For a strict argument, some matching procedures may be necessary as in the study of a slowly rotating star (Monaghan & Roxburgh 1965; Smith 1975; Singh & Singh 1984). However, from the study of a slowly rotating star, it seems that the perturbation technique gives a sufficiently accurate answer for, at least, integrated quantities such as mass (Anand 1968; James 1964). So we leave strict arguments in the future.

In the following discussions, we wish to compare configurations of the equal mass. Since the magnetic field causes the density Θ to change, the equality in the masses can be achieved by an adjustment in the central density,

$$\rho_c = \rho_0 + \delta\rho_1 + \delta^2\rho_2. \quad (49)$$

With equations (18), (28), (29) and (49), the total mass in equation (48) can be expanded as

$$M = M_0 + \delta M_1 + \delta^2 M_2, \quad (50)$$

where

$$M_0 = \int_0^{\xi_0} \Theta_0^n \xi^2 d\xi, \quad (51)$$

$$M_1 = \int_0^{\xi_0} n\Theta_0^{n-1} \psi_0 \xi^2 d\xi + \frac{3-n}{2n} \frac{\rho_1}{\rho_0} M_0, \quad (52)$$

$$M_2 = \int_0^{\xi_0} \left[n\Theta_0^{n-1} \gamma_0 + \sum_{m=0}^{\infty} \frac{n(n-1)}{2(2m+1)} \Theta_0^{n-2} (\psi_m)^2 \right] \xi^2 d\xi + \frac{3-n}{2n} \frac{\rho_1}{\rho_0} M_1 + \frac{3-n}{2n} \left[\frac{\rho_2}{\rho_0} - \frac{n+3}{4n} \left(\frac{\rho_1}{\rho_0} \right)^2 \right] M_0 - \xi_0^2 \mathcal{Q}_0. \quad (53)$$

The mass is normalized by the unit

$$C_M = 4\pi\rho_0\alpha_0^3, \quad (54)$$

where

$$\alpha_0 = \left[\frac{K(n+1)\rho_0^{-1+1/n}}{4\pi G} \right]^{1/2}, \quad (55)$$

is the unit of the length. Note that \mathcal{Q}_0 in M_2 comes from the upper limit in the integral, which is not ξ_0 but $\Xi(\mu)$, i.e., the integral in equation (48) has to be performed as $\int_V \Theta^n d^3\xi = 2\pi \int_{-1}^1 d\mu \int_0^{\Xi(\mu)} d\xi \xi^2 \Theta^n$. The requirement of the equal mass is assured by $M_1 = 0$ and $M_2 = 0$, which determine ρ_1 and ρ_2 as

$$\frac{\rho_1}{\rho_0} = -\frac{2n}{3-n} \frac{\psi'_0(\xi_0) - \Psi'_0(\xi_0)}{\Theta'_0(\xi_0)}, \quad (56)$$

$$\frac{\rho_2}{\rho_0} = -\frac{2n}{3-n} \frac{\gamma'_0(\xi_0) - \Gamma'_0(\xi_0) + \mathcal{Q}_0}{\Theta'_0(\xi_0)} + \frac{n(n+3)}{(3-n)^2} \left[\frac{\psi'_0(\xi_0) - \Psi'_0(\xi_0)}{\Theta'_0(\xi_0)} \right]^2, \quad (57)$$

where we use equations (A1), (A3) and (A8).

3.2 Energy

The total energy of this system is given by (e.g., Chandrasekhar 1961; Woltjer 1959)

$$\mathcal{E} = \mathcal{M} + \mathcal{U} + \mathcal{W}, \quad (58)$$

where

$$\mathcal{M} = \frac{1}{8\pi C_E} \int_V |\mathbf{H}|^2 d^3r = \frac{1}{4\pi} \left(\frac{\rho_c}{\rho_0} \right)^{-1/2+5/2n} \delta \int_V \left(-\frac{1}{2} \varpi^2 P \Delta_5 P + \frac{1}{2} \varpi^2 T^2 \right) d^3\xi, \quad (59)$$

$$\mathcal{U} = \frac{n}{C_E} \int_V p d^3r = \frac{1}{4\pi} \left(\frac{\rho_c}{\rho_0} \right)^{-1/2+5/2n} \int_V \left(\frac{n}{n+1} \Theta^{n+1} \right) d^3\xi, \quad (60)$$

$$\mathcal{W} = -\frac{1}{2C_E} \int_V \rho \Phi d^3r = \frac{1}{4\pi} \left(\frac{\rho_c}{\rho_0} \right)^{-1/2+5/2n} \int_V \left(-\frac{1}{2} \Theta^n \phi \right) d^3\xi, \quad (61)$$

are the magnetic energy, the internal energy, and the gravitational energy respectively, and we use equations (7), (8) and (12). The energy is measured in the unit of

$$C_E = 4\pi K(n+1)\rho_0^{1+1/n}\alpha_0^3, \quad (62)$$

where α_0 is given by equation (55).

3.2.1 Magnetic energy

With equations (19), (20) and (49), the total magnetic energy in equation (59) can be expanded as

$$\mathcal{M} = \delta\mathcal{M}_1 + \delta^2\mathcal{M}_2, \quad (63)$$

where

$$\mathcal{M}_1 = \frac{1}{4\pi} \int_V \left(-\frac{1}{2} \varpi^2 P_0 \Delta_5 P_0 + \frac{1}{2} \varpi^2 T_0^2 \right) d^3 \xi, \quad (64)$$

$$\mathcal{M}_2 = \frac{1}{4\pi} \int_V \left(-\frac{1}{2} \varpi^2 P_1 \Delta_5 P_0 - \frac{1}{2} \varpi^2 P_0 \Delta_5 P_1 + \varpi^2 T_1 T_0 \right) d^3 \xi + \frac{5-n}{2n} \frac{\rho_1}{\rho_0} \mathcal{M}_1. \quad (65)$$

By using equations (56), (A21) and (A37), the above expressions for \mathcal{M}_1 and \mathcal{M}_2 can be reduced to

$$\mathcal{M}_1 = \int_0^{\xi_0} \Theta_0^n \Psi_0' \xi^3 d\xi, \quad (66)$$

$$\mathcal{M}_2 = \int_0^{\xi_0} \Theta_0^n \Gamma_0' \xi^3 d\xi - \frac{5-n}{3-n} \frac{\psi_0'(\xi_0) - \Psi_0'(\xi_0)}{\Theta_0'(\xi_0)} \int_0^{\xi_0} \Theta_0^n \Psi_0' \xi^3 d\xi + \int_0^{\xi_0} \sum_{m=0}^{\infty} \frac{n}{2m+1} \Theta_0^{n-1} \psi_m \Psi_m' \xi^3 d\xi. \quad (67)$$

3.2.2 Internal energy

With equations (18), (28), (29) and (49), the internal energy in equation (60) can be expanded as

$$\mathcal{U} = \mathcal{U}_0 + \delta \mathcal{U}_1 + \delta^2 \mathcal{U}_2, \quad (68)$$

where

$$\mathcal{U}_0 = \frac{n}{n+1} \int_0^{\xi_0} \Theta_0^{n+1} \xi^2 d\xi, \quad (69)$$

$$\mathcal{U}_1 = \int_0^{\xi_0} n \Theta_0^n \psi_0 \xi^2 d\xi + \frac{5-n}{2n} \frac{\rho_1}{\rho_0} \mathcal{U}_0, \quad (70)$$

$$\mathcal{U}_2 = \int_0^{\xi_0} \left[n \Theta_0^n \gamma_0 + \sum_{m=0}^{\infty} \frac{n^2}{2(2m+1)} \Theta_0^{n-1} (\psi_m)^2 \right] \xi^2 d\xi + \frac{5-n}{2n} \frac{\rho_1}{\rho_0} \mathcal{U}_1 + \frac{5-n}{2n} \left[\frac{\rho_2}{\rho_0} - \frac{n+5}{4n} \left(\frac{\rho_1}{\rho_0} \right)^2 \right] \mathcal{U}_0. \quad (71)$$

By using equations (56), (57), (A2), (A4) and (A9), the above expressions for \mathcal{U}_0 , \mathcal{U}_1 and \mathcal{U}_2 can be reduced to

$$\mathcal{U}_0 = \frac{n}{5-n} \xi_0^3 [\Theta_0'(\xi_0)]^2, \quad (72)$$

$$\mathcal{U}_1 = -\frac{n}{3-n} \int_0^{\xi_0} \Theta_0^n \Psi_0' \xi^3 d\xi, \quad (73)$$

$$\begin{aligned} \mathcal{U}_2 = & -\frac{n}{3-n} \left\{ \int_0^{\xi_0} \Theta_0^n \Gamma_0' \xi^3 d\xi - \frac{5-n}{3-n} \frac{\psi_0'(\xi_0) - \Psi_0'(\xi_0)}{\Theta_0'(\xi_0)} \int_0^{\xi_0} \Theta_0^n \Psi_0' \xi^3 d\xi \right. \\ & \left. + \int_0^{\xi_0} \sum_{m=0}^{\infty} \frac{n}{2(2m+1)} \Theta_0^{n-1} \psi_m (\psi_m + 2\xi \psi_m') \xi^2 d\xi + \frac{1}{3-n} \xi_0^3 [\psi_m'(\xi_0) - \Psi_m'(\xi_0)]^2 \right\}. \end{aligned} \quad (74)$$

Therefore, from equations (66), (67), (73) and (74), there are following relations between the internal energy and the magnetic energy,

$$\mathcal{U}_1 = -\frac{n}{3-n} \mathcal{M}_1, \quad (75)$$

$$\mathcal{U}_2 = -\frac{n}{3-n} \left(\mathcal{M}_2 + \widehat{\mathcal{M}}_2 \right), \quad (76)$$

where

$$\widehat{\mathcal{M}}_2 = \frac{1}{3-n} \xi_0^3 [\psi_0'(\xi_0) - \Psi_0'(\xi_0)]^2 + \int_0^{\xi_0} \sum_{m=0}^{\infty} \frac{n}{2(2m+1)} \Theta_0^{n-1} \psi_m [\psi_m + 2\xi (\psi_m' - \Psi_m')] \xi^2 d\xi. \quad (77)$$

Note that $\widehat{\mathcal{M}}_2$ does not contain the second-order quantities, such as γ_m and Γ_m in equations (29) and (31), but the non-linear terms of the first-order quantities, such as ψ_m and Ψ_m in equations (28) and (30).

3.2.3 Gravitational energy

With equations (18), (28), (29), (38) and (49), the gravitational energy in equation (61) can be expanded as

$$\mathcal{W} = \mathcal{W}_0 + \delta \mathcal{W}_1 + \delta^2 \mathcal{W}_2, \quad (78)$$

where

$$\mathcal{W}_0 = -\frac{1}{2} \int_0^{\xi_0} \Theta_0^n (C_0 + \Theta_0) \xi^2 d\xi, \quad (79)$$

$$\mathcal{W}_1 = -\frac{1}{2} \int_0^{\xi_0} [n\Theta_0^{n-1}\psi_0 (C_0 + \Theta_0) + \Theta_0^n (C_{1;0} + \psi_0 - \Psi_0)] \xi^2 d\xi + \frac{5-n}{2n} \frac{\rho_1}{\rho_0} \mathcal{W}_0, \quad (80)$$

$$\begin{aligned} \mathcal{W}_2 = & -\frac{1}{2} \int_0^{\xi_0} \left\{ \left[n\Theta_0^{n-1}\gamma_0 + \sum_{m=0}^{\infty} \frac{n(n-1)}{2(2m+1)} \Theta_0^{n-2} (\psi_m)^2 \right] (C_0 + \Theta_0) \right. \\ & + n\Theta_0^{n-1} \left[\psi_0 C_{1;0} + \sum_{m=0}^{\infty} \frac{1}{2m+1} \psi_m (\psi_m - \Psi_m) \right] + \Theta_0^n (C_{2;0} + \gamma_0 - \Gamma_0) \left. \right\} \xi^2 d\xi \\ & + \frac{5-n}{2n} \frac{\rho_1}{\rho_0} \mathcal{W}_1 + \frac{5-n}{2n} \left[\frac{\rho_2}{\rho_0} - \frac{n+5}{4n} \left(\frac{\rho_1}{\rho_0} \right)^2 \right] \mathcal{W}_0 + \frac{1}{2} C_0 \xi_0^2 \mathcal{Q}_0. \end{aligned} \quad (81)$$

Note that \mathcal{Q}_0 in \mathcal{W}_2 comes from the upper limit in the integral, which is not ξ_0 but $\Xi(\mu)$. By using equations (44), (56), (57), (A1)-(A5), (A8)-(A10) and (A13), the above expressions for \mathcal{W}_0 , \mathcal{W}_1 and \mathcal{W}_2 can be reduced to

$$\mathcal{W}_0 = -\frac{3}{n} \mathcal{U}_0, \quad \mathcal{W}_1 = \frac{n}{3-n} \mathcal{M}_1, \quad \mathcal{W}_2 = \frac{n}{3-n} \mathcal{M}_2 + \frac{3}{3-n} \widehat{\mathcal{M}}_2. \quad (82)$$

3.2.4 Total energy

For configurations in static equilibria, the virial theorem for the hydromagnetics is given by (Chandrasekhar 1961)

$$\mathcal{W} + \mathcal{M} + \frac{3}{n} \mathcal{U} = 0. \quad (83)$$

We have shown this theorem explicitly to the second-order in δ with equations (75), (76) and (82). By eliminating $\mathcal{W} + \mathcal{M}$ in equation (58), the total energy can be expressed as

$$\mathcal{E} = -\frac{3-n}{n} \mathcal{U} = -\frac{3-n}{n} \mathcal{U}_0 + \delta \mathcal{M}_1 + \delta^2 (\mathcal{M}_2 + \widehat{\mathcal{M}}_2), \quad (84)$$

with equations (75) and (76). This equation (84) can be interpreted as that the total energy is the sum of the zeroth-order background energy $\mathcal{E}_0 = -[(3-n)/n]\mathcal{U}_0$ and the total magnetic energy $\mathcal{M} = \delta \mathcal{M}_1 + \delta^2 \mathcal{M}_2$ with a correction $\delta^2 \widehat{\mathcal{M}}_2$ which comes from the product of the first-order quantities.

3.3 Moment of inertia tensor

The moment of inertia tensor is diagonal in the chosen representation. In view of the axisymmetry, the two distinct components of this tensor are[§]

$$\mathcal{I}_{11} = \mathcal{I}_{22} = \frac{1}{2C_I} \int_V \rho r^2 (1 + \mu^2) d^3 r = \frac{1}{8\pi} \left(\frac{\rho_c}{\rho_0} \right)^{-3/2+5/2n} \int_V \Theta^n \xi^2 (1 + \mu^2) d^3 \xi, \quad (85)$$

$$\mathcal{I}_{33} = \frac{1}{C_I} \int_V \rho r^2 (1 - \mu^2) d^3 r = \frac{1}{4\pi} \left(\frac{\rho_c}{\rho_0} \right)^{-3/2+5/2n} \int_V \Theta^n \xi^2 (1 - \mu^2) d^3 \xi, \quad (86)$$

where the moment of inertia tensor is measured in the unit of

$$C_I = 4\pi \rho_0 \alpha_0^5. \quad (87)$$

With equations (18), (28), (29) and (49), we can expand the moment of inertia tensor as

$$\mathcal{I}_{11} = \mathcal{I}_0 + \delta \mathcal{I}_{11;1}, \quad (88)$$

$$\mathcal{I}_{33} = \mathcal{I}_0 + \delta \mathcal{I}_{33;1}, \quad (89)$$

[§] The moment of inertia tensor can be constructed from the second moment of the mass distribution I_{ij} by $\mathcal{I}_{ij} = \delta_{ij} \text{tr}(I_{ab}) - I_{ij}$. The i -component of the angular momentum is given by $J_i = \mathcal{I}_{ij} \Omega_j$ where Ω_j is the j -component of the angular velocity of the rotation. (Of course, our analysis neglects the rotation.)

where

$$\mathcal{I}_0 = \frac{2}{3} \int_0^{\xi_0} \Theta_0^n \xi^4 d\xi, \quad (90)$$

$$\mathcal{I}_{11;1} = \frac{2}{3} \left[\int_0^{\xi_0} n \Theta_0^{n-1} \left(\psi_0 + \frac{1}{10} \psi_2 \right) \xi^4 d\xi \right] + \frac{5-3n}{2n} \frac{\rho_1}{\rho_0} \mathcal{I}_0, \quad (91)$$

$$\mathcal{I}_{33;1} = \frac{2}{3} \left[\int_0^{\xi_0} n \Theta_0^{n-1} \left(\psi_0 - \frac{1}{5} \psi_2 \right) \xi^4 d\xi \right] + \frac{5-3n}{2n} \frac{\rho_1}{\rho_0} \mathcal{I}_0. \quad (92)$$

As we will see later, it is sufficient for our discussions to expand the moment of inertia tensor to the first-order in δ .

3.4 Differences in energy and moment of inertia tensor between equilibria

We shall obtain the formal expressions for the differences in energy and moment of inertia tensor between two equilibria which have different configurations of the magnetic fields. In order to compare two equilibria, it is not sufficient to fix the mass. We need two relations of parameters between equilibria because there are two free parameters, the central density ρ_0 and the ratio of the magnetic energy to the gravitational energy δ , in the magnetized polytropic model. We shall take the magnetic energy as one more fixed parameter. Let us characterize the configuration of the magnetic field by λ , and consider that the magnetic configuration changes from λ_i to λ_f . Hereafter let the subscript i (f) mean the initial (final) state. If we assume that the magnetic energy decays by some amount $\Delta\mathcal{M}$ in this transition, the relation of the magnetic energy between equilibria is given by

$$\mathcal{M}(\lambda_f) - \mathcal{M}(\lambda_i) = [\delta_f \mathcal{M}_1(\lambda_f) + \delta_f^2 \mathcal{M}_2(\lambda_f)] - [\delta_i \mathcal{M}_1(\lambda_i) + \delta_i^2 \mathcal{M}_2(\lambda_i)] \equiv -\Delta\mathcal{M}, \quad (93)$$

which determines the relation between δ_i and δ_f . Since the amount of the decaying magnetic energy depends on the process of the magnetic reconfiguration, we will treat $\Delta\mathcal{M}$ as a parameter in our discussions. Then we find from equations (84) and (93) that the difference in the total energy between two configurations λ_i and λ_f is given by

$$\frac{\Delta\mathcal{E}}{|\mathcal{E}_0|} \equiv \frac{\mathcal{E}(\lambda_f) - \mathcal{E}(\lambda_i)}{|\mathcal{E}_0|} = \delta_i^2 \frac{\mathcal{M}_1^2(\lambda_i)}{|\mathcal{E}_0|} \left[\frac{\widehat{\mathcal{M}}_2(\lambda_f)}{\mathcal{M}_1^2(\lambda_f)} - \frac{\widehat{\mathcal{M}}_2(\lambda_i)}{\mathcal{M}_1^2(\lambda_i)} - \frac{\Delta\mathcal{M}}{\delta_i^2 \mathcal{M}_1^2(\lambda_i)} \right], \quad (94)$$

where \mathcal{E}_0 is the lowest order of the total energy, $\mathcal{E}_0 = -[(3-n)/n]\mathcal{U}_0$, and we keep the lowest order of terms which include $\Delta\mathcal{M}$. The energy is released when $\Delta\mathcal{E} < 0$. If we can neglect the term of $\Delta\mathcal{M}$, i.e., $|\Delta\mathcal{M}| \lesssim \delta^2$, the released energy is of order $|\Delta\mathcal{E}/\mathcal{E}_0| \sim \delta^2$.

From equations (88), (89) and (93), the difference in the moment of inertia tensor between two configurations λ_i and λ_f is given by

$$\frac{\Delta\mathcal{I}_{kk}}{\mathcal{I}_0} \equiv \frac{\mathcal{I}_{kk}(\lambda_f) - \mathcal{I}_{kk}(\lambda_i)}{\mathcal{I}_0} = \delta_i \frac{\mathcal{M}_1(\lambda_i)}{\mathcal{I}_0} \left[\frac{\mathcal{I}_{kk;1}(\lambda_f)}{\mathcal{M}_1(\lambda_f)} - \frac{\mathcal{I}_{kk;1}(\lambda_i)}{\mathcal{M}_1(\lambda_i)} - \frac{\Delta\mathcal{M}}{\delta_i \mathcal{M}_1(\lambda_i)} \frac{\mathcal{I}_{kk;1}(\lambda_f)}{\mathcal{M}_1(\lambda_f)} \right], \quad (95)$$

keeping the lowest order in δ . The moment of inertia tensor increases when $\Delta\mathcal{I}_{kk} > 0$. If we can neglect the term of $\Delta\mathcal{M}$, i.e., $|\Delta\mathcal{M}| \lesssim \delta$, the difference in the moment of inertia tensor between two equilibria is of order $|\Delta\mathcal{I}_{kk}/\mathcal{I}_0| \sim \delta$.

From equations (94) and (95), the conditions for the moment of inertia tensor to increase with a release of energy, $\Delta\mathcal{E} < 0$ and $\Delta\mathcal{I}_{kk} > 0$, are reduced to

$$\frac{\widehat{\mathcal{M}}_2(\lambda_i)}{\mathcal{M}_1^2(\lambda_i)} + \frac{\eta}{\delta_i \mathcal{M}_1(\lambda_i)} > \frac{\widehat{\mathcal{M}}_2(\lambda_f)}{\mathcal{M}_1^2(\lambda_f)}, \quad (96)$$

$$\frac{1}{1-\eta} \frac{\mathcal{I}_{kk;1}(\lambda_i)}{\mathcal{M}_1(\lambda_i)} < \frac{\mathcal{I}_{kk;1}(\lambda_f)}{\mathcal{M}_1(\lambda_f)}, \quad (97)$$

where

$$\eta = \frac{\Delta\mathcal{M}}{\delta_i \mathcal{M}_1(\lambda_i)} < 1, \quad (98)$$

is the ratio of the decaying magnetic energy to the initial total magnetic energy. Note that these conditions depend on the zeroth- and the first-order quantities and not on the second-order quantities, i.e., \mathcal{M}_1 , $\widehat{\mathcal{M}}_2$ and $\mathcal{I}_{kk;1}$ do not depend on γ_m and Γ_m but on Θ_0 , ψ_m and Ψ_m as we can see from equations (66), (77), (91) and (92).

4 COMPARISON OF EQUILIBRIUM CONFIGURATIONS

So far we have obtained the general solutions and expressions for the equilibrium configurations without solving magnetic fields. In this section, we specify magnetic configurations to investigate the conditions for the moment of inertia tensor to

increase with a release of energy in equations (96) and (97). We shall obtain the magnetic fields to the lowest order in δ , i.e., P_0 and T_0 , since the conditions in equation (96) and (97) do not depend on the second-order quantities as noted in the last of the previous section.

4.1 The solution for P and T to first-order in δ

We shall consider a special case of the magnetic fields characterized by

$$N_P(x) = -x, \quad N_T(x) = \lambda x, \quad (99)$$

in which case the solutions for P_0 and T_0 are functions of only the radial coordinate ξ and are easily calculated (Woltjer 1960; Trehan & Uberoi 1972). Then λ controls the configurations of the magnetic fields. Substituting the above expressions for $N_P(x)$ and $N_T(x)$ to equations (24) and (26), we get equations to be solved,

$$\Delta_5 P_0 + \lambda^2 P_0 = \Theta_0^n, \quad T_0 = \lambda P_0, \quad (100)$$

where Θ_0 is the Lane-Emden function of index n . Since we are considering the larger interior fields compared with the exterior fields, the most convenient way to impose the boundary condition is to require that the fields vanish at the boundary (Trehan & Uberoi 1972), that is to the lowest order in δ ,

$$P_0(\xi_0) = 0, \quad \frac{\partial P_0}{\partial \xi}(\xi_0) = 0. \quad (101)$$

Then, the solution for P_0 is given by (Woltjer 1960; Trehan & Uberoi 1972)

$$P_0(\xi) = \frac{\lambda}{\xi} n_1(\lambda \xi) \int_0^\xi \Theta_0^n(x) j_1(\lambda x) x^3 dx + \frac{\lambda}{\xi} j_1(\lambda \xi) \int_\xi^{\xi_0} \Theta_0^n(x) n_1(\lambda x) x^3 dx, \quad (102)$$

where λ is a root of

$$\int_0^{\xi_0} \Theta_0^n(x) j_1(\lambda x) x^3 dx = 0, \quad (103)$$

and $j_m(\xi)$ and $n_m(\xi)$ are spherical Bessel and Neumann functions of order n respectively. The first few roots of equation (103) are given in Table 1 for the polytropic indices $n = 1, 1.5, 2$ and 2.5 .

Having determined the solution for P_0 , we can calculate Ψ_m in equation (30) by

$$\Psi_0 = -\frac{2}{3} \xi^2 P_0, \quad \Psi_2 = \frac{2}{3} \xi^2 P_0, \quad \Psi_m = 0 \quad \text{for } m \neq 0, 2. \quad (104)$$

Then the radial functions ψ_m can be calculated by solving equation (33) subject to the boundary conditions in equations (37) and (45). The quantities, \mathcal{M}_1 , $\widehat{\mathcal{M}}_2$ and $\mathcal{I}_{kk;1}$, can be calculated[¶] from Θ_0 , ψ_m and Ψ_m by using equations (66), (77), (91) and (92).

Now, we are in a position to examine the conditions for the moment of inertia tensor to increase with a release of energy in equations (96) and (97).

4.2 Results

For the moment, we neglect the decaying magnetic energy, i.e., $\eta = 0$ in equation (98). Note that η is a free parameter in our analysis since we need two relations of parameters (here the mass and the magnetic energy) between equilibria. We evaluate $\widehat{\mathcal{M}}_2/\mathcal{M}_1^2$ (energy) and $\mathcal{I}_{kk;1}/\mathcal{M}_1$ (moment of inertia) by taking various values of λ to examine the conditions for the moment of inertia tensor to increase with a release of energy in equations (96) and (97). In Fig. 1, we plot $\widehat{\mathcal{M}}_2/\mathcal{M}_1^2$ and $\mathcal{I}_{kk;1}/\mathcal{M}_1$ as a function of λ for the cases of $n = 1$ and $n = 2.5$. λ takes discrete values in Table 1. We can see that the conditions in equations (96) and (97) are satisfied for the moment of inertia tensor of 33-component, $\mathcal{I}_{33;1}$, i.e., if the magnetic configuration changes from the state of larger λ to that of smaller λ , $\widehat{\mathcal{M}}_2/\mathcal{M}_1^2$ (energy) decreases while $\mathcal{I}_{33;1}/\mathcal{M}_1$ (moment of inertia) increases. This means that the total energy decreases while the moment of inertia tensor along the magnetic axis increases from equations (94) and (95). Therefore the answer for the question posed in Section 1.2 is that the spin-down with a release of energy is possible in a magnetized star.

[¶] In the numerical calculation, we can solve all differential equations simultaneously using the fifth-order Runge-Kutta method (Press et al. 1992).

Note that the configuration of the polytrope is prolate rather than oblate since the moment of inertia tensor of 11-component $\mathcal{I}_{11,1}$ is larger than that of 33-component $\mathcal{I}_{33,1}$ from Fig. 1. Therefore, as the total energy decreases, the configuration of the polytrope becomes more spherical. This may meet our intuitions from the view that the self-gravitating fluid is the most stable at the spherical configuration.

In Fig. 2, the projection of the lines of force on the meridional plane, which is given by $\delta^{1/2}\varpi^2 P_0 = \text{const}$, is shown for the case of $n = 1$ (see equations (4.17) and (6.17) of Parker 1979). The lines of force lie in the two dimensional surfaces which are made by rotating each loop in Fig. 2 about the symmetrical axis. For $\lambda = \lambda_2$ the inner projected lines rotate in the different direction to the outer ones on the meridional plane. The lines of force for larger λ have the more complicated structure than that for smaller λ , i.e., the number of the smaller structure like the inner loops for $\lambda = \lambda_2$ increases as λ increases. Note that the flux of lines of force through any slice of the star is always zero because of the boundary condition $\mathbf{h}(\Xi(\mu), \mu) = 0$.

To evaluate physical quantities, we adopt the canonical values, $C_M M_0 = 1.4M_\odot$ and $R = \alpha_0 \xi_0 = 10^6$ cm, for the total mass and the radius of the polytrope respectively, which determine ρ_0 and K from equations (54) and (55). Furthermore we adopt $\Delta\mathcal{I}_{33}/\mathcal{I}_0 = 10^{-4}$ since this value is required for the positive period increase of SGR 1900+14. Then we can calculate δ_i from equation (95), and hence the released energy $C_E \Delta\mathcal{E}$ from equation (94), where C_E is the unit of the energy in equation (62). In Fig. 3, we plot the released energy $C_E \Delta\mathcal{E}$ as a function of the various sets of the initial and final state, $(\lambda_i, \lambda_f) \equiv 10(f-1) - f(f-1)/2 + i - f$, where $f = 1, \dots, 10$, $i = f+1, \dots, 10$ and $f < i$ (see Table 2). We can also obtain the magnetic energy $\mathcal{M} \simeq \delta\mathcal{M}_1$ required for $\Delta\mathcal{I}_{33}/\mathcal{I}_0 = 10^{-4}$ from equation (95). In Fig. 4, we plot the typical magnetic field \bar{H} , which is defined by $(\bar{H}^2/8\pi)(4\pi R^3/3) = C_E \mathcal{M}$, as a function of the various sets of the initial and final state, $(\lambda_i, \lambda_f) \equiv 10(f-1) - f(f-1)/2 + i - f$ (see Table 2). These results in Fig. 3 and 4 are essentially the same as the order-of-magnitude argument in Section 1.2. Note that there are relations, $C_E \Delta\mathcal{E} \propto (\Delta\mathcal{I}_{33}/\mathcal{I}_0)^2$ and $\bar{H} \propto (\Delta\mathcal{I}_{33}/\mathcal{I}_0)^{1/2}$.

When the decaying magnetic energy is not zero, $\eta \neq 0$, it can occur that the conditions for the moment of inertia tensor to increase with a release of energy in equations (96) and (97) are not satisfied. In Fig. 5, we obtain the region of η where the conditions in equations (96) and (97) are satisfied as a function of the various sets of the initial and final state, $(\lambda_i, \lambda_f) \equiv 10(f-1) - f(f-1)/2 + i - f$, where $f = 1, \dots, 10$, $i = f+1, \dots, 10$ and $f < i$ (see Table 2). Here we assume $\Delta\mathcal{I}_{33}/\mathcal{I}_0 = 10^{-4}$ and consider the 33-component of the moment of inertia tensor. From this Figure, we find that the conditions in equations (96) and (97) are satisfied when $-10^{-4} \lesssim \eta \lesssim 1$ for $n = 1$ and $-10^{-4} \lesssim \eta \lesssim 10^{-3}$ for $n = 2.5$. Note that the decaying magnetic energy is comparable with the released energy when $|\eta| \sim 10^{-4} \sim \Delta\mathcal{I}_{33}/\mathcal{I}_0$ since $|\Delta\mathcal{M}| \sim |\eta\mathcal{M}| \sim \delta|(\mathcal{M}/\mathcal{E})\mathcal{E}| \sim \delta^2|\mathcal{E}|$. Therefore the moment of inertia increases with a release of energy if the decaying magnetic energy is less than the released energy.

The numerical values of the various parameters are given in Tables 3 and 4. We can calculate such as $\Delta\mathcal{E}$ and $\Delta\mathcal{I}_{kk}/\mathcal{I}_0$ using these Tables and equations (94) and (95). We also give the ratio of the energies of the toroidal and the poloidal components of the magnetic field, $\mathcal{M}_{T1}/\mathcal{M}_{P1}$. To the lowest order in δ , it is given by

$$\mathcal{M}_{T1} = \frac{1}{4\pi} \int_V \left(\frac{1}{2} \varpi^2 T_0^2 \right) d^3\xi = \frac{\lambda^2}{3} \int_0^{\xi_0} P_0^2 \xi^4 d\xi, \quad (105)$$

$$\mathcal{M}_{P1} = \frac{1}{4\pi} \int_V \left(-\frac{1}{2} \varpi^2 P_0 \Delta_5 P_0 \right) d^3\xi = \mathcal{M}_{T1} - \frac{1}{3} \int_0^{\xi_0} \Theta_0^n P_0 \xi^4 d\xi. \quad (106)$$

From Table 4, the polytrope becomes more spherical as the ratio $\mathcal{M}_{T1}/\mathcal{M}_{P1}$ decreases, which is a consequence of the fact that toroidal fields tend to make the star prolate and poloidal fields tend to make it oblate. It is interesting to note that the internal magnetic field generated by a post-collapse α - Ω dynamo is probably dominated by a toroidal component (Duncan & Thompson 1992; Thompson & Duncan 1993).

5 DISCUSSIONS

In this paper, we have proposed one possible mechanism for the giant flares of the SGRs within the framework of magnetar, motivated by the positive period increase associated with the August 27 event. We assume that the global reconfiguration of the internal magnetic field suddenly occurs. Then, the shape of the magnetar is deformed and this deformation causes the moment of inertia and the total energy to change. With the internal magnetic field of $H \gtrsim 10^{16}$ G, we can explain the positive period increase $\Delta P_t/P_t \sim 10^{-4}$ as well as the energy $\gtrsim 10^{44}$ ergs of the giant flare of SGR 1900+14 if the magnetic field does not decay so much in this giant flare. In this mechanism, the energy source is not the magnetic energy but the gravitational energy. In order to investigate whether or not the spin-down occurs with a release of the energy in a magnetized star, we have analyzed the magnetic polytrope as the most idealized model using the second-order perturbation technique. We have found that it is possible for the moment of inertia along the axisymmetric axis to increase with a release of energy. This result can be understood as follows. The polytrope is prolate at the first state. As the polytrope becomes more spherical, the total energy decreases since the spherical configuration is the most stable. On the other hand, the moment of inertia increases since the

radius in the equatorial plane increases. Hence the spin-down is a natural consequence of the internal field reconfiguration. It is interesting to note a suggestion about prolate white dwarfs (Katz 1989).

In order to understand what is physically going on in our model, we would like to describe typical physical quantities. Let us consider a star with a polytropic index $n = 1$, a mass $C_M M_0 = 1.4M_\odot$, and a radius $R = \alpha_0 \xi_0 = 10^6$ cm. The central density is given by $\rho_0 = 2.19 \times 10^{15}$ g cm $^{-3}$ from equations (54) and (55), and the mass conservation is always assured by equations (56) and (57). We shall consider the first and final state of the magnetic field which is characterized by $\lambda = \lambda_2$ and $\lambda = \lambda_1$ respectively. The lines of force are shown in Fig. 2, and the fields vanish at the surface of the star. For simplicity we assume that the decaying magnetic energy is much smaller than the released energy, i.e., $\eta = \Delta\mathcal{M} = 0$ in equations (93) and (98). We shall adopt that the increase in the moment of inertia is $\Delta\mathcal{I}_{33}/\mathcal{I}_0 = 10^{-4}$ since this value is required for the positive period increase of SGR 1900+14. Then, in the first state, $\delta_i = 1.89 \times 10^{-3}$ from equation (95) and Tables 1 and 4, the central density is $\rho_0 + \delta\rho_1 = \rho_0 + 1.58 \times 10^{11}$ g cm $^{-3}$ from equations (49) and (56), and the star shape is prolate since the moment of inertia tensor of 11-component is larger than that of 33-component, $\mathcal{I}_{11}/\mathcal{I}_{33} = 1 + 3.25 \times 10^{-4}$, from equations (88) and (89) and Tables 1 and 4. In the final state, $\delta_f = 4.46 \times 10^{-4}$, the central density is $\rho_0 + \delta\rho_1 = \rho_0 - 2.05 \times 10^{11}$ g cm $^{-3}$, and the star shape is prolate since $\mathcal{I}_{11}/\mathcal{I}_{33} = 1 + 1.31 \times 10^{-4}$. In this magnetic reconfiguration, the star becomes more spherical, the magnetic energy $C_E \mathcal{M} = 9.60 \times 10^{49}$ ergs is assumed to be nearly conserved, and the released energy is $C_E |\Delta\mathcal{E}| = 1.73 \times 10^{46}$ ergs from equation (94) and Table 4.

The greatest difficulty in our model is the assumption of the sudden internal field reconfiguration. Thompson & Duncan (1995) considered that the internal field may diffuse into a configuration where an interchange instability is no longer inhibited by topology (Flowers & Ruderman 1977), since the diffusion of the strong magnetic field will be efficient (Goldreich & Reisenegger 1992; Thompson & Duncan 1996). We may speculate other possibilities, such as magnetic reconnection (Thompson & Duncan 1995, 1996), unpinning of the magnetic vortices in analogy to the terrestrial hard superconductors (e.g., Sauls 1989), and so on. In any cases, there are at least two theoretical problems. First, we have found that the decaying magnetic energy during the reconfiguration has to be less than the burst energy $\Delta\mathcal{M} \lesssim 10^{45}$ ergs, i.e., the magnetic energy has to be nearly conserved $|\Delta\mathcal{M}/\mathcal{M}| \lesssim 10^{-4}$ (see Section 4.2). Second, it is also necessary for the frozen-in condition to break between equilibria since each equilibrium has different $N_P(x)$ and $N_T(x)$ from our analysis (Woltjer 1959). These constraints may be too strong to give up our model, or our model may be too simple. However, the interior of the neutron star is not yet well understood so that at present we can not say definitely whether such magnetic reconfiguration can occur or not. Therefore we had better wait the future observational tests (see below) before reaching the decision. Anyways, it is an important fact that there exist different neutron star states separated by the right energy and the right shift in the moment of inertia.

The first observational signature of our model is a pulsation of \sim ms period in the burst profile of the giant flare. In our model, the released energy will be firstly converted into the oscillational energy of the neutron star (Ramaty et al. 1980). Since the damping time of the oscillation is about ~ 0.1 s (see below), a pulsation of \sim ms period in the initial pulse of the burst profile is expected. Indeed, there is the pulsating component with ~ 23 ms period in the hard initial pulse of the March 5 event, which may be the observational signature of the oscillating neutron star (Barat et al. 1983; Duncan 1998). In the August 27 event, the data on the initial pulse with the fine time resolution are not available (Hurley et al. 1999; Feroci et al. 1999; Mazets et al. 1999). Since the oscillations may give us the evidence for the superstrong magnetic field (Duncan 1998), it is important to observe the giant flares, especially the initial pulse, with the fine time resolution.

The second observational signature of our model is the gravitational wave. According to our model, the released energy is related to the magnitude of the period increase. The predicted energy $\gtrsim 10^{46}$ ergs in Fig. 3 is somewhat larger than the observed energy $\gtrsim 10^{45}$ ergs of the gamma-ray. However, it is interesting to note that the observation of the Earth's ionosphere indicates the presence of an intense initial low energy photon which carries substantially higher (by a factor of ~ 9) total energy. Furthermore, the nonradial (p - and f -mode) oscillations, which will be excited in our model, will be principally damped by the gravitational waves^{||} (Ramaty 1980; McDermott, Van Horn & Hansen 1988; Cutler, Lindblom & Splinter 1990). Decay of these oscillations by gravitational waves may account for the duration of the initial pulse, ~ 0.1 s (Ramaty 1980; Lindblom & Detweiler 1983). The characteristic gravitational wave amplitude (Thorne 1987) is given by $h_c = h\sqrt{n} = h\sqrt{f\tau} = (4GF\tau/\pi c^3 f)^{1/2}$ where f is the gravitational frequency, τ is the damping time of the oscillation, n is the number of observed cycles and F is the gravitational wave flux. Since the gravitational wave flux can be estimated from the available energy E and the distance d of the source by $F = \dot{E}/4\pi d^2 = E/8\pi d^2 \tau$, we obtain

^{||} We can make a rather crude estimate as follows. The luminosity of the gravitational waves can be estimated by the quadrupole formula, $L_{GW} = (G/5c^5) \langle \ddot{F}_{jk} \ddot{F}_{jk} \rangle \sim (G/c^5) (\Delta F/\Delta T^3)^2 \sim \delta^2 (c^5/G) (GM/c^2 R)^5$, where $\Delta F \sim \delta MR^2$ is the quadrupole of the neutron star, and $\Delta T \sim \sqrt{R^3/GM}$ is the free fall time. We estimate the luminosity of the electromagnetic waves by the dipole formula. Since there are relations, $R^2 H \sim \text{const}$, $\mu \sim HR^3$, and $\Delta R \sim \delta R$, where μ is the magnetic dipole moment, we can obtain $L_{EM} = (2/3c^3) |\dot{\mu}|^2 \sim (1/c^3) (\Delta\mu/\Delta T^2)^2 \sim \delta^2 (cH^2 R^2) (GM/c^2 R)^2$. The ratio $L_{EM}/L_{GW} \sim \delta(c^2 R/GM)$ is small for typical parameters. Since the above estimate is too crude, we need a more precise calculation for the energy conversion efficiency from the neutron star oscillation to the gamma-ray.

$$h_c \sim 5 \times 10^{-21} \left(\frac{E}{10^{47} \text{ergs}} \right)^{1/2} \left(\frac{f}{2 \text{kHz}} \right)^{-1/2} \left(\frac{d}{5 \text{kpc}} \right)^{-1}. \quad (107)$$

Therefore, if the energy that is released as the gravitational waves is larger than $\sim 10^{47}$ ergs, which may be possible in our model from Fig. 3, the gravitational waves from SGRs within ~ 10 kpc could be detected (de Freitas Pacheco 1997; Mosquera Cuesta et al. 1998) by the planned interferometers such as LIGO (Abramovici et al. 1992), VIRGO (Bradaschia et al. 1990) and LCGT (Kuroda 2000). The event rate will be about $2/20 \sim 10^{-1}$ events/yr.

Although the energy source of the giant flares is the gravitational energy in our model, this energy may be supplied by the decaying magnetic field before the giant flares (Katz 1982). The occurrence of two giant flares in different sources within twenty years most likely suggests that such events occur in most SGRs once every ~ 100 years (Hurley 1999). Therefore, if the SGRs are active for $\sim 10^4$ years, the total released energy as the giant flares is about $\sim 10^{48} (H/10^{16} \text{G})^4$ ergs. This energy can be supplied by the total magnetic energy $\sim 10^{49} (H/10^{16} \text{G})^2$ ergs.

We have implicitly assumed that the magnetic axis is parallel to the spin axis. If the magnetic axis is inclined to the spin axis, the spin-up (not spin-down) may also occur at the giant flares since the moment of inertia along one axis within the equator decreases as the energy decreases from Fig. 1. However, there may be some tendency toward an initial alignment of the magnetic and spin axis if the magnetic field is generated by a post-collapse α - Ω dynamo** (Thompson & Duncan 1993; Thompson et al. 2000). The electromagnetic (also gravitational) torque which brakes the rotation of a neutron star also tends to align the magnetic axis with the rotational one on the time scale for rotational braking (Goldreich 1970; Cutler & Jones 2001; Melatos 2000). Furthermore, the angular velocity Ω decreases (i.e., spin-down) as long as the inclination angle is less than 46 degrees when the polytropic index is $n = 1$ and the state changes from λ_2 to λ_1 , for example, since the change of \mathcal{I}_{33} is comparable to that of \mathcal{I}_{11} from Table 4. In either case, the magnitude of the period jump is related with the released energy through equations (2) and (3). The misalignment of the spin and the magnetic axis may also give rise to the modulation of the spin-down history due to free precession and radiative precession (Melatos 1999; Thompson et al. 2000), which would provide a direct measure of the internal magnetic field.

ACKNOWLEDGMENTS

We would like to thank T. Nakamura and H. Sato for continuous encouragement and useful discussions. We are also grateful to F. Takahara, T. Shibasaki, S. Shibata, T. Tsuribe, T. Harada, K. Taniguchi and K. Omukai for useful discussions, and T. Nakamura for a careful reading of the manuscript. This work was supported in part by Grant-in-Aid for Scientific Research Fellowship (No.9627) of the Japanese Ministry of Education, Science, Sports and Culture.

REFERENCES

- Abramovici A. et al., 1992, *Science*, 256, 325
 Anand S.P.S., 1968, *ApJ*, 153, 135
 Barat C. et al., 1983, *A&A*, 1983, 126, 400
 Baring M.G., Harding A.K., 1998, *ApJ*, 507, L55
 Baym G., Pines D., 1971, *Ann. Phys.*, 66, 816
 Bocquet M., Bonazzola S.,ourgoulhon E., Novak J., 1995, *A&A*, 301, 757
 Bonazzola S.,ourgoulhon E., 1996, *A&A*, 312, 675
 Bradaschia C. et al., 1990, *Nucl. Instrum. and Methods*, A289, 518
 Camilo F. et al., 2000, *ApJ*, 541, 367
 Chandrasekhar S., 1933, *MNRAS*, 93, 390
 Chandrasekhar S., 1961, *Hydrodynamics and Hydromagnetic Stability* (Dover, New York), §VIII
 Chandrasekhar S., 1969, *Ellipsoidal Figures of Equilibrium* (Dover, New York)
 Chandrasekhar S., Fermi E., 1953, *ApJ*, 118, 116
 Chandrasekhar S., Lebovitz N.R., 1962, *ApJ*, 136, 1082
 Cheng K.S., Dai Z.G., 1998, *Phys. Rev. Lett.*, 80, 18
 Cheng K.S., Dai Z.G., 1999, *astro-ph/9911516*
 Cutler C., Lindblom L., Splinter R.J. 1990, *ApJ*, 363, 603
 Cline T. et al., 1980, *ApJ*, 237, L1
 Cline T. et al., 2000, *ApJ*, 531, 407
 Cutler C., Jones D.I., 2001, *Phys. Rev. D*, 63, 024002
 de Freitas Pacheco J.A., 1998, *A&A*, 336, 397
 Duncan R.C., 1998, *ApJ*, 498, L45

** Note that the pulsations of SGRs can occur even for the aligned rotators, since the four peaked light curve observed during the August 27 event and the pulse profile of the persistent X-ray component suggest that SGRs have the multipolar exterior magnetic structure (Feroci et al. 2000).

- Duncan R.C., Thompson C., 1992, ApJ, 392, L9
Feroci M. et al., 1999, ApJ, 515, L9
Feroci M., Hurley K., Duncan R.C., Thompson C., 2000, astro-ph/0010494
Ferraro V.C.A., 1954, ApJ, 119, 407
Flowers E., Ruderman M., 1977, ApJ, 215, 302
Frail D.A., Kulkarni S.R., Bloom J.S., 1999, Nat, 398, 127
Goldreich P., 1970, ApJ, 160, L11
Goldreich P., Reisenegger A., 1992, ApJ, 395, 250
Golenetskii S.V. et al., 1979, Sov. Astron. Lett., 5, 340
Harding A.K., Contopoulos I., Kazanas D., 1999, ApJ, 525, L125
Hurley K., 1999, astro-ph/9912061
Hurley K. et al., 1999, Nat, 397, 41
Inan U.S. et al., 1999, Geophys. Res. Lett., 26, 3357
James R.A., 1964, ApJ, 140, 552
Kaplan D.L. et al., 2001, astro-ph/0103179
Katz J.I., 1982, ApJ, 260, 371
Katz J.I., 1989, MNRAS, 239, 751
Konno K., Obata T., Kojima Y., 1999, A&A, 352, 211
Kouveliotou C. et al., 1998, Nat, 393, 235
Kouveliotou C. et al., 1999, ApJ, 510, L115
Kuroda K. et al., 2000, <http://tamago.mtk.nao.ac.jp/>
Laros J.G. et al., 1986, Nat, 322, 152
Liang E.P., 1995, Ap&SS, 231, 69
Lindblom L., Detweiler S.L., 1983, ApJS, 53, 73
Marsden D. et al., 1999, astro-ph/9912207
Mazets E.P., Golenetskii S.V., Guryan Y.A., 1979, Sov. Astron. Lett., 5(6), 343
Mazets E.P. et al., 1979, Nat, 282, 587
Mazets E.P. et al., 1999, astro-ph/9905196
McDermott P.N., Van Horn H.M., Hansen C.J., 1988, ApJ, 325, 725
Melatos A., 1999, ApJ, 519, L77
Melatos A., 2000, MNRAS, 313, 217
Mereghetti S., 1999, astro-ph/9911252
Monaghan J.J., 1965, MNRAS, 131, 105
Monaghan J.J., 1966a, MNRAS, 132, 1
Monaghan J.J., 1966b, MNRAS, 134, 275
Monaghan J.J., Roxburgh I.W., 1965, MNRAS, 131, 13
Mosquera Cuesta H.J. et al., 1998, Phys. Rev. Lett., 80, 2988
Murakami T. et al., 1999, ApJ, 510, L119
Parker E.N., 1979, *Cosmical Magnetic Fields* (Clarendon Press: Oxford)
Press W.H. et al., 1992, *Numerical Recipes in Fortran 2nd Ed.* (Cambridge University Press)
Ramaty R. et al., 1980, Nat, 287, 122
Rothschild R.E., Marsden D., Lingenfelter R.E., 1999, astro-ph/9912237
Roxburgh I.W., 1966, MNRAS, 132, 347
Ruderman M., 1969, Nat, 223, 597
Sauls J.A., 1989, in *Timing Neutron Stars*, ed. H. Ögelman & E. P. J. van den Heuvel (Dordrecht: Kluwer), 457
Shapiro S.L., Teukolsky S.A., 1983, *Black Holes, White Dwarfs and Neutron Stars* (New York: Wiley)
Singh G.R., Singh M., 1984, Ap&SS, 106, 161
Smith B.L., 1975, Ap&SS, 35, 223
Thompson C., Blaes O., 1998, Phys. Rev. D, 57, 3219
Thompson C., Duncan R.C., 1993, ApJ, 408, 194
Thompson C., Duncan R.C., 1995, MNRAS, 275, 255
Thompson C., Duncan R.C., 1996, ApJ, 473, 322
Thompson C. et al., 2000, ApJ, 543, 340
Thorne K.S., 1987, *300 Years of Gravitation* (Cambridge University Press, Cambridge, England)
Trehan S.K., Billings D.F., 1971, 169, 567
Trehan S.K., Uberoi M.S., 1972, 175, 161
Woltjer L., 1959, ApJ, 130, 405
Woltjer L., 1960, ApJ, 131, 227
Woods P.M. et al., 1999a, ApJ, 519, L139
Woods P.M. et al., 1999b, ApJ, 524, L55
Woods P.M. et al., 2000, ApJ, 535, L55

APPENDIX A: THE REDUCTION OF CERTAIN INTEGRALS

A1 Integrals of Θ_0

With equation (32) and the boundary condition $\Theta_0(\xi_0) = 0$, we can show that (e.g., Chandrasekhar & Lebovitz 1962)

$$\int_0^{\xi_0} \Theta_0^n \xi^2 d\xi = -\xi_0^2 \Theta_0'(\xi_0), \quad (\text{A1})$$

$$\int_0^{\xi_0} \Theta_0^{n+1} \xi^2 d\xi = \frac{n+1}{5-n} \xi_0^3 [\Theta_0'(\xi_0)]^2. \quad (\text{A2})$$

A2 Integrals of ψ_0 and Ψ_0

We will show the following relations,

$$\int_0^{\xi_0} n \Theta_0^{n-1} \psi_0 \xi^2 d\xi = -\xi_0^2 [\psi_0'(\xi_0) - \Psi_0'(\xi_0)], \quad (\text{A3})$$

$$I_\psi \equiv \int_0^{\xi_0} \Theta_0^n \psi_0 \xi^2 d\xi = \frac{1}{3-n} \left\{ \xi_0^3 \Theta_0'(\xi_0) [\psi_0'(\xi_0) - \Psi_0'(\xi_0)] - \int_0^{\xi_0} \Theta_0^n \Psi_0' \xi^3 d\xi \right\}, \quad (\text{A4})$$

$$\int_0^{\xi_0} \Theta_0^n \Psi_0 \xi^2 d\xi = \xi_0^2 \Theta_0' [\psi_0(\xi_0) - \Psi_0(\xi_0)] + (1-n) I_\psi. \quad (\text{A5})$$

Firstly, we can verify equation (A3) by making use of equation (33) satisfied by ψ_0 . Secondly, we can verify equation (A4) by performing partial integrals several times as

$$\begin{aligned} I_\psi &= -\frac{1}{3} \int_0^{\xi_0} (\Theta_0^n \psi_0)' \xi^3 d\xi = \frac{1}{3} \left\{ -\int_0^{\xi_0} n \Theta_0^{n-1} \Theta_0' \psi_0 \xi^3 d\xi - \int_0^{\xi_0} \Theta_0^n \psi_0' \xi^3 d\xi \right\} \\ &= \frac{1}{3} \left\{ \int_0^{\xi_0} \Theta_0' [\xi^2 (\psi_0' - \Psi_0')] \xi d\xi + \int_0^{\xi_0} (\xi^2 \Theta_0')' \psi_0 \xi d\xi \right\} \\ &= \frac{1}{3} \left\{ \xi_0^3 \Theta_0'(\xi_0) [\psi_0'(\xi_0) - \Psi_0'(\xi_0)] - \int_0^{\xi_0} (\xi \Theta_0')' (\psi_0' - \Psi_0') \xi^2 d\xi + \int_0^{\xi_0} (\xi^2 \Theta_0')' \psi_0 \xi d\xi \right\} \\ &= \frac{1}{3} \left\{ \xi_0^3 \Theta_0'(\xi_0) [\psi_0'(\xi_0) - \Psi_0'(\xi_0)] + \int_0^{\xi_0} \Theta_0' (\psi_0' - \Psi_0') \xi^2 d\xi + \int_0^{\xi_0} (2\Theta_0' + \xi \Theta_0'') \Psi_0' \xi^2 d\xi \right\} \\ &= \frac{1}{3} \left\{ \xi_0^3 \Theta_0'(\xi_0) [\psi_0'(\xi_0) - \Psi_0'(\xi_0)] - \int_0^{\xi_0} \Theta_0 [\xi^2 (\psi_0' - \Psi_0')] \xi d\xi + \int_0^{\xi_0} (\xi^2 \Theta_0')' \Psi_0' \xi d\xi \right\} \\ &= \frac{1}{3} \left\{ \xi_0^3 \Theta_0'(\xi_0) [\psi_0'(\xi_0) - \Psi_0'(\xi_0)] + n I_\psi - \int_0^{\xi_0} \Theta_0^n \Psi_0' \xi^3 d\xi \right\}, \end{aligned} \quad (\text{A6})$$

with equations (32) and (33), and the boundary condition $\Theta_0(\xi_0) = 0$. Finally, we can verify equation (A5) by performing the above integration in a different way,

$$n I_\psi = -\int_0^{\xi_0} \Theta_0 [\xi^2 (\psi_0' - \Psi_0')] \xi d\xi = \int_0^{\xi_0} \Theta_0' (\psi_0' - \Psi_0') \xi^2 d\xi = \xi_0^2 \Theta_0' [\psi_0(\xi_0) - \Psi_0(\xi_0)] + I_\psi - \int_0^{\xi_0} \Theta_0^n \Psi_0' \xi^2 d\xi. \quad (\text{A7})$$

A3 Integrals of γ_0 and Γ_0

We will show the following relations,

$$\int_0^{\xi_0} n \Theta_0^{n-1} \gamma_0 \xi^2 d\xi = -\xi_0^2 [\gamma_0'(\xi_0) - \Gamma_0'(\xi_0)] - \int_0^{\xi_0} \sum_{m=0}^{\infty} \frac{n(n-1)}{2(2m+1)} \Theta_0^{n-2} (\psi_m)^2 \xi^2 d\xi, \quad (\text{A8})$$

$$\begin{aligned} I_\gamma \equiv \int_0^{\xi_0} \Theta_0^n \gamma_0 \xi^2 d\xi &= \frac{1}{3-n} \left\{ \xi_0^3 \Theta_0'(\xi_0) [\gamma_0'(\xi_0) - \Gamma_0'(\xi_0) + \mathcal{Q}_0] - \int_0^{\xi_0} \Theta_0^n \Gamma_0' \xi^3 d\xi \right. \\ &\quad \left. - \int_0^{\xi_0} \sum_{m=0}^{\infty} \frac{n}{2(2m+1)} \Theta_0^{n-1} \psi_m [(4-n)\psi_m + 2\xi \psi_m'] \xi^2 d\xi \right\}, \end{aligned} \quad (\text{A9})$$

$$\int_0^{\xi_0} \Theta_0^n \Gamma_0 \xi^2 d\xi = \xi_0^2 \Theta_0' [\gamma_0(\xi_0) - \Gamma_0(\xi_0)] + (1-n) I_\gamma - \int_0^{\xi_0} \sum_{m=0}^{\infty} \frac{n(n-1)}{2(2m+1)} \Theta_0^{n-1} (\psi_m)^2 \xi^2 d\xi. \quad (\text{A10})$$

Firstly, we can verify equation (A8) by making use of equation (34) satisfied by γ_0 with $Q_{l0} = \psi_l/(2l+1)$. Secondly, we can verify equation (A9) by performing partial integrals several times as

$$\begin{aligned}
 I_\gamma &= \frac{1}{3} \int_0^{\xi_0} (-n\Theta_0^{n-1}\Theta_0'\gamma_0 - \Theta_0^n\gamma_0') \xi^3 d\xi \\
 &= \frac{1}{3} \left\{ \int_0^{\xi_0} \Theta_0' [\xi^2(\gamma_0' - \Gamma_0')] \xi d\xi + \int_0^{\xi_0} (\xi^2\Theta_0')' \gamma_0' \xi d\xi + \int_0^{\xi_0} \sum_{m=0}^{\infty} \frac{n(n-1)}{2(2m+1)} \Theta_0^{n-2} \Theta_0'(\psi_m)^2 \xi^3 d\xi \right\} \\
 &= \frac{1}{3} \left\{ \xi_0^3 \Theta_0'(\xi_0) [\gamma_0'(\xi_0) - \Gamma_0'(\xi_0)] - \int_0^{\xi_0} (\xi\Theta_0')' (\gamma_0' - \Gamma_0') \xi^2 d\xi + \int_0^{\xi_0} (\xi^2\Theta_0')' \gamma_0' \xi d\xi \right. \\
 &\quad \left. + \int_0^{\xi_0} \sum_{m=0}^{\infty} \frac{n}{2(2m+1)} (\Theta_0^{n-1})' (\psi_m)^2 \xi^3 d\xi \right\} \\
 &= \frac{1}{3} \left\{ \xi_0^3 \Theta_0'(\xi_0) [\gamma_0'(\xi_0) - \Gamma_0'(\xi_0) + \mathcal{Q}_0] + \int_0^{\xi_0} \Theta_0' (\gamma_0' - \Gamma_0') \xi^2 d\xi + \int_0^{\xi_0} (2\Theta_0' + \xi\Theta_0'') \Gamma_0' \xi^2 d\xi \right. \\
 &\quad \left. - \int_0^{\xi_0} \sum_{m=0}^{\infty} \frac{n}{2(2m+1)} \Theta_0^{n-1} [\xi^3(\psi_m)^2]' d\xi \right\} \\
 &= \frac{1}{3} \left\{ \xi_0^3 \Theta_0'(\xi_0) [\gamma_0'(\xi_0) - \Gamma_0'(\xi_0) + \mathcal{Q}_0] - \int_0^{\xi_0} \Theta_0 [\xi^2(\gamma_0' - \Gamma_0')] \xi d\xi + \int_0^{\xi_0} (\xi^2\Theta_0')' \Gamma_0' \xi d\xi \right. \\
 &\quad \left. - \int_0^{\xi_0} \sum_{m=0}^{\infty} \frac{n}{2(2m+1)} \Theta_0^{n-1} \psi_m (3\psi_m + 2\xi\psi_m') \xi^2 d\xi \right\} \\
 &= \frac{1}{3} \left\{ \xi_0^3 \Theta_0'(\xi_0) [\gamma_0'(\xi_0) - \Gamma_0'(\xi_0) + \mathcal{Q}_0] + nI_\gamma - \int_0^{\xi_0} \Theta_0^n \Gamma_0' \xi^3 d\xi \right. \\
 &\quad \left. - \int_0^{\xi_0} \sum_{m=0}^{\infty} \frac{n}{2(2m+1)} \Theta_0^{n-1} \psi_m [(4-n)\psi_m + 2\xi\psi_m'] \xi^2 d\xi \right\}, \tag{A11}
 \end{aligned}$$

with equations (32), (34) and (47), $Q_{l0} = \psi_l/(2l+1)$ and the boundary condition $\Theta_0(\xi_0) = 0$. Finally, we can verify equation (A10) by performing the above integration in a different way,

$$\begin{aligned}
 nI_\gamma &= - \int_0^{\xi_0} \Theta_0 [\xi^2(\gamma_0' - \Gamma_0')] \xi d\xi - \int_0^{\xi_0} \sum_{m=0}^{\infty} \frac{n(n-1)}{2(2m+1)} \Theta_0^{n-1} (\psi_m)^2 \xi^2 d\xi \\
 &= \int_0^{\xi_0} \Theta_0' (\gamma_0' - \Gamma_0') \xi^2 d\xi - \int_0^{\xi_0} \sum_{m=0}^{\infty} \frac{n(n-1)}{2(2m+1)} \Theta_0^{n-1} (\psi_m)^2 \xi^2 d\xi \\
 &= \xi_0^2 \Theta_0' [\gamma_0(\xi_0) - \Gamma_0(\xi_0)] + I_\gamma - \int_0^{\xi_0} \Theta_0^n \Gamma_0' \xi^2 d\xi - \int_0^{\xi_0} \sum_{m=0}^{\infty} \frac{n(n-1)}{2(2m+1)} \Theta_0^{n-1} (\psi_m)^2 \xi^2 d\xi. \tag{A12}
 \end{aligned}$$

A4 Integrals of the product of ψ_m and Ψ_m

We will show the following relation,

$$\begin{aligned}
 &\int_0^{\xi_0} \sum_{m=0}^{\infty} \frac{n}{2(2m+1)} \Theta_0^{n-1} \psi_m \Psi_m \xi^2 d\xi \\
 &= \int_0^{\xi_0} \sum_{m=0}^{\infty} \frac{n}{2(2m+1)} \Theta_0^{n-1} \psi_m [\psi_m + 2\xi(\psi_m' - \Psi_m')] \xi^2 d\xi \\
 &\quad + \frac{1}{2} \xi_0^2 [\psi_0'(\xi_0) - \Psi_0'(\xi_0)] \{ \psi_0(\xi_0) - \Psi_0(\xi_0) + \xi_0 [\psi_0'(\xi_0) - \Psi_0'(\xi_0)] \}, \tag{A13}
 \end{aligned}$$

which is used to show equation (82). By using equation (33), the above equation (A13) is shown to be equivalent to

$$\sum_{m=0}^{\infty} \frac{1}{2m+1} \left[\frac{1}{2} I_{\psi 1; m} - \frac{m(m+1)}{2} I_{\psi 2; m} + I_{\psi 3; m} - m(m+1) I_{\psi 4; m} \right]$$

$$= \frac{1}{2} \xi_0^2 [\psi'_0(\xi_0) - \Psi'_0(\xi_0)] \{ \psi_0(\xi_0) - \Psi_0(\xi_0) + \xi_0 [\psi'_0(\xi_0) - \Psi'_0(\xi_0)] \}, \quad (\text{A14})$$

where

$$I_{\psi 1; m} = \int_0^{\xi_0} [\xi^2 (\psi'_m - \Psi'_m)]' (\psi_m - \Psi_m) d\xi, \quad (\text{A15})$$

$$I_{\psi 2; m} = \int_0^{\xi_0} (\psi_m - \Psi_m)^2 d\xi, \quad (\text{A16})$$

$$I_{\psi 3; m} = \int_0^{\xi_0} [\xi^2 (\psi'_m - \Psi'_m)]' (\psi'_m - \Psi'_m) \xi d\xi, \quad (\text{A17})$$

$$I_{\psi 4; m} = \int_0^{\xi_0} (\psi_m - \Psi_m) (\psi'_m - \Psi'_m) \xi d\xi. \quad (\text{A18})$$

By performing partial integrals, we can show that

$$\begin{aligned} I_{\psi 3; m} &= \xi_0^3 [\psi'_m(\xi_0) - \Psi'_m(\xi_0)]^2 - I_{\psi 3; m} + \int_0^{\xi_0} (\psi'_m - \Psi'_m)^2 \xi^2 d\xi \\ &= \xi_0^3 [\psi'_m(\xi_0) - \Psi'_m(\xi_0)]^2 - I_{\psi 3; m} + \xi_0^2 [\psi_m(\xi_0) - \Psi_m(\xi_0)] [\psi'_m(\xi_0) - \Psi'_m(\xi_0)] - I_{\psi 1; m}, \end{aligned} \quad (\text{A19})$$

$$I_{\psi 4; m} = \xi_0 [\psi_m(\xi_0) - \Psi_m(\xi_0)]^2 - I_{\psi 4; m} - I_{\psi 2; m}. \quad (\text{A20})$$

Using the above relations with the boundary conditions for ψ_m in equation (45), we find that equation (A14) is satisfied, and hence equation (A13) is satisfied.

A5 Integrals of P_0 and T_0

We will show the following relation,

$$\int_0^{\xi_0} \Theta_0^n \Psi'_0 \xi^3 d\xi = \frac{1}{4\pi} \int_V \left(-\frac{1}{2} \varpi^2 P_0 \Delta_5 P_0 + \frac{1}{2} \varpi^2 T_0^2 \right) d^3 \xi. \quad (\text{A21})$$

First, the left hand side of the above equation can be transformed as

$$\begin{aligned} 4\pi \int_0^{\xi_0} \Theta_0^n \Psi'_0 \xi^3 d\xi &= 4\pi \int_0^{\infty} \Theta_0^n \left[\frac{1}{2} \int_{-1}^1 \frac{\partial}{\partial \xi} N_P(\varpi^2 P_0) d\mu \right] \xi^3 d\xi \\ &= \int_V \Theta_0^n \frac{\partial}{\partial \xi} [N_P(\varpi^2 P_0)] \xi d^3 \xi = \int_V \Theta_0^n N'_P(\varpi^2 P_0) \frac{\partial}{\partial \xi} (\varpi^2 P_0) \xi d^3 \xi \\ &= - \int_V [\Delta_5 P_0 + T_0 N'_T(\varpi^2 P_0)] \frac{\partial}{\partial \xi} (\varpi^2 P_0) \xi d^3 \xi \\ &= - \int_V \Delta_5 P_0 \frac{\partial}{\partial \xi} (\varpi^2 P_0) \xi d^3 \xi - \int_V T_0 \frac{\partial}{\partial \xi} (\varpi^2 T_0) \xi d^3 \xi, \end{aligned} \quad (\text{A22})$$

where we use equations (24), (26) and (30). Noting that

$$\Delta_5 P_0 = \frac{1}{\varpi} \frac{\partial}{\partial \varpi} \left[\frac{1}{\varpi} \frac{\partial}{\partial \varpi} (\varpi^2 P_0) \right] + \frac{\partial^2}{\partial z^2} P_0, \quad (\text{A23})$$

and $\xi(\partial/\partial \xi)_\mu = \varpi(\partial/\partial \varpi)_z + z(\partial/\partial z)_\varpi$, we divide equation (A22) into six parts,

$$4\pi \int_0^{\xi_0} \Theta_0^n \Psi'_0 \xi^3 d\xi = I_{M1;1} + I_{M1;2} + I_{M1;3} + I_{M1;4} + I_{M1;5} + I_{M1;6}, \quad (\text{A24})$$

where

$$I_{M1;1} = - \int_V \frac{\partial}{\partial \varpi} \left[\frac{1}{\varpi} \frac{\partial}{\partial \varpi} (\varpi^2 P_0) \right] \frac{\partial}{\partial \varpi} (\varpi^2 P_0) \varpi d\varpi dz d\varphi, \quad (\text{A25})$$

$$I_{M1;2} = - \int_V \frac{\partial}{\partial \varpi} \left[\frac{1}{\varpi} \frac{\partial}{\partial \varpi} (\varpi^2 P_0) \right] \frac{\partial}{\partial z} (\varpi^2 P_0) z d\varpi dz d\varphi, \quad (\text{A26})$$

$$I_{M1;3} = - \int_V \frac{\partial^2}{\partial z^2} (\varpi^2 P_0) \frac{\partial}{\partial \varpi} (\varpi^2 P_0) d\varpi dz d\varphi, \quad (\text{A27})$$

$$I_{M1;4} = - \int_V \frac{\partial^2}{\partial z^2} (\varpi^2 P_0) \frac{\partial}{\partial z} (\varpi^2 P_0) \frac{z}{\varpi} d\varpi dz d\varphi, \quad (\text{A28})$$

$$I_{M1;5} = - \int_V \varpi^2 T_0 \frac{\partial}{\partial \varpi} (\varpi^2 T_0) d\varpi dz d\varphi, \quad (\text{A29})$$

$$I_{M1;6} = - \int_V \varpi^2 T_0 \frac{\partial}{\partial z} (\varpi^2 T_0) \frac{z}{\varpi} d\varpi dz d\varphi. \quad (\text{A30})$$

By performing the partial integrals, we can show that

$$I_{M1;1} = - \int_V \varpi^2 P_0 \frac{1}{\varpi} \frac{\partial}{\partial \varpi} \left[\frac{1}{\varpi} \frac{\partial}{\partial \varpi} (\varpi^2 P_0) \right] d^3 \xi, \quad (\text{A31})$$

$$I_{M1;2} = \frac{1}{2} \int_V \varpi^2 P_0 \frac{1}{\varpi} \frac{\partial}{\partial \varpi} \left[\frac{1}{\varpi} \frac{\partial}{\partial \varpi} (\varpi^2 P_0) \right] d^3 \xi, \quad (\text{A32})$$

$$I_{M1;3} = 0, \quad (\text{A33})$$

$$I_{M1;4} = - \frac{1}{2} \int_V \varpi^2 P_0 \frac{\partial^2}{\partial z^2} P_0 d^3 \xi, \quad (\text{A34})$$

$$I_{M1;5} = 0, \quad (\text{A35})$$

$$I_{M1;6} = \frac{1}{2} \int_V \varpi^2 T_0^2 d^3 \xi. \quad (\text{A36})$$

Then, the sum, $(4\pi)^{-1} \sum_{m=0}^6 I_{M1;m}$, gives the right hand side of equation (A21), and hence we have shown equation (A21).

A6 Integrals of P_1 and T_1

We will show the following relation

$$\int_0^{\xi_0} \Theta_0^n \Gamma_0' \xi^3 d\xi + \int_0^{\xi_0} \sum_{m=0}^{\infty} \frac{n}{2m+1} \Theta_0^{n-1} \psi_m \Psi_m' \xi^3 d\xi = \frac{1}{4\pi} \int_V \left(-\frac{1}{2} \varpi^2 P_1 \Delta_5 P_0 - \frac{1}{2} \varpi^2 P_0 \Delta_5 P_1 + \varpi^2 T_1 T_0 \right) d^3 \xi. \quad (\text{A37})$$

First, the first term in the left hand side of the above equation can be transformed as

$$\begin{aligned} & 4\pi \int_0^{\xi_0} \Theta_0^n \Gamma_0' \xi^3 d\xi = 4\pi \int_0^{\infty} \Theta_0^n \left\{ \frac{1}{2} \int_{-1}^1 \frac{\partial}{\partial \xi} [\varpi^2 P_1 N_P'(\varpi^2 P_0)] d\mu \right\} \xi^3 d\xi \\ & = \int_V \Theta_0^n \frac{\partial}{\partial \xi} [\varpi^2 P_1 N_P'(\varpi^2 P_0)] \xi d^3 \xi \\ & = \int_V \Theta_0^n \left[N_P'(\varpi^2 P_0) \frac{\partial}{\partial \xi} (\varpi^2 P_1) + \varpi^2 P_1 N_P''(\varpi^2 P_0) \frac{\partial}{\partial \xi} (\varpi^2 P_0) \right] \xi d^3 \xi \\ & = - \int_V \left\{ [\Delta_5 P_0 + T_0 N_T'(\varpi^2 P_0)] \frac{\partial}{\partial \xi} (\varpi^2 P_1) \right. \\ & \quad \left. + [\Delta_5 P_1 + n \Theta_0^{n-1} \Theta_1 N_P'(\varpi^2 P_0) + T_1 N_T'(\varpi^2 P_0) + T_0 \varpi^2 P_1 N_T''(\varpi^2 P_0)] \frac{\partial}{\partial \xi} (\varpi^2 P_0) \right\} \xi d^3 \xi \\ & = I_{M2;1} + I_{M2;2} + I_{M2;3}, \end{aligned} \quad (\text{A38})$$

where we use equations (24)-(27) and (31), and

$$I_{M2;1} = - \int_V \left[\Delta_5 P_0 \frac{\partial}{\partial \xi} (\varpi^2 P_1) + \Delta_5 P_1 \frac{\partial}{\partial \xi} (\varpi^2 P_0) \right] \xi d^3 \xi, \quad (\text{A39})$$

$$I_{M2;2} = - \int_V \left[T_0 \frac{\partial}{\partial \xi} (\varpi^2 T_1) + T_1 \frac{\partial}{\partial \xi} (\varpi^2 T_0) \right] \xi d^3 \xi, \quad (\text{A40})$$

$$I_{M2;3} = - \int_V n \Theta_0^{n-1} \Theta_1 \frac{\partial}{\partial \xi} [N_P(\varpi^2 P_0)] \xi d^3 \xi. \quad (\text{A41})$$

In a similar manner to the previous section A5, by performing the partial integrals, we can show that

$$I_{M2;1} = - \frac{1}{2} \int_V (\varpi^2 P_1 \Delta_5 P_0 + \varpi^2 P_0 \Delta_5 P_1) d^3 \xi, \quad (\text{A42})$$

$$I_{M2;2} = - \int_V \varpi^2 T_1 T_0 d^3 \xi. \quad (\text{A43})$$

With equations (28) and (30), we perform the angular integrations in equation (A41) to find

$$I_{M2;3} = -4\pi \int_0^{\xi_0} \sum_{m=0}^{\infty} \frac{n}{2m+1} \Theta_0^{n-1} \psi_m \Psi'_m \xi^3 d\xi. \quad (\text{A44})$$

By combining equations (A38), (A42), (A43) and (A44), the proof of equation (A37) is completed.

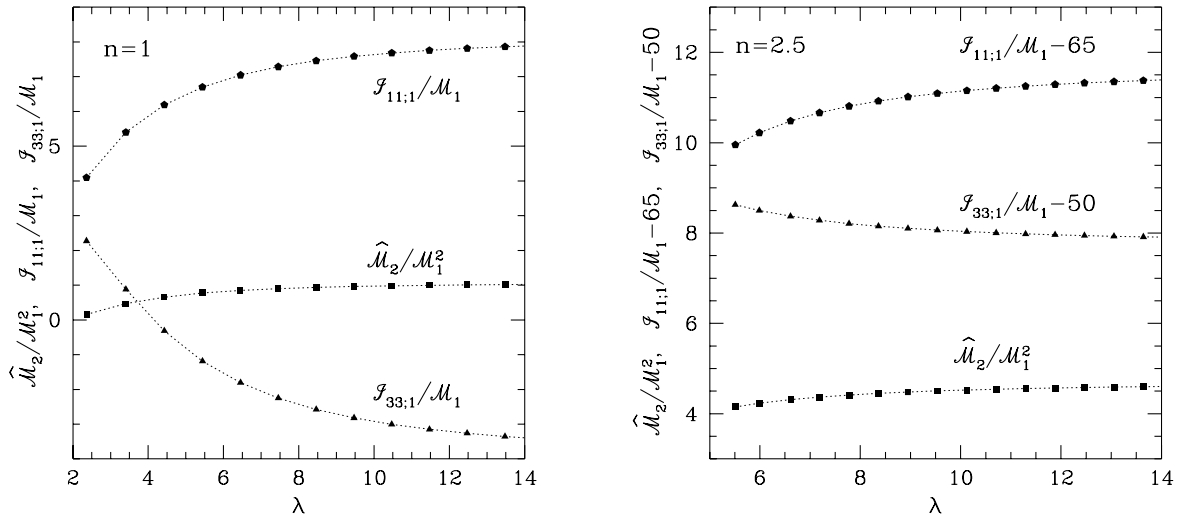


Figure 1. The quantities, $\widehat{\mathcal{M}}_2/\mathcal{M}_1^2$, $\mathcal{I}_{11:1}/\mathcal{M}_1$ and $\mathcal{I}_{33:1}/\mathcal{M}_1$, in equations (96) and (97) are plotted as a function of λ for the polytropic indices $n = 1$ and $n = 2.5$. λ controls the configuration of the magnetic fields and takes the discrete values in Table 1. As λ decreases, $\widehat{\mathcal{M}}_2/\mathcal{M}_1^2$ decreases, which means that the energy decreases, $\mathcal{I}_{11:1}/\mathcal{M}_1$ decreases, which means that the moment of inertia of 11-component decreases, and $\mathcal{I}_{33:1}/\mathcal{M}_1$ increases, which means that the moment of inertia of 33-component increases.

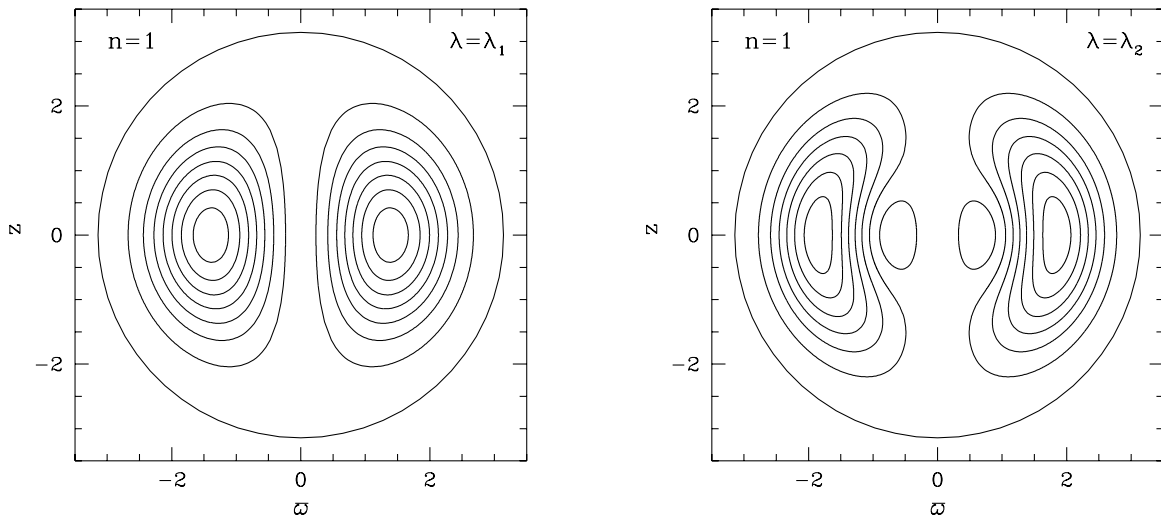


Figure 2. The projection of the lines of force on the meridional plane, which is given by $\delta^{1/2}\varpi^2 P_0 = \text{const}$, is shown for the case of $n = 1$. λ controls the configuration of the magnetic fields and takes the discrete values in Table 1. As we can see from this Figure, the lines of force for larger λ have the more complicated structure than that for smaller λ .

This paper has been produced using the Royal Astronomical Society/Blackwell Science L^AT_EX style file.

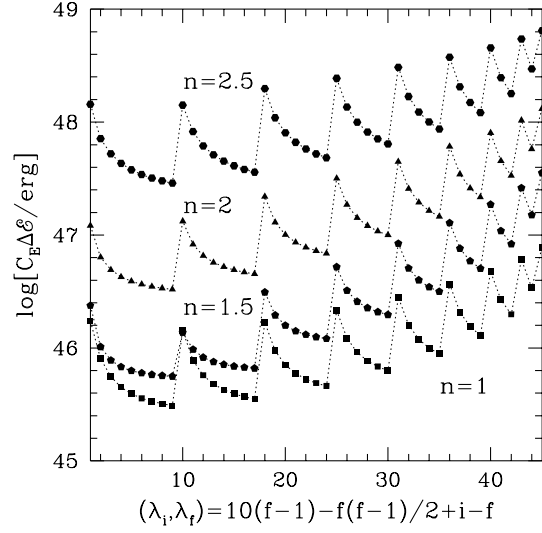


Figure 3. The released energy $C_E \Delta \mathcal{E}$ as a function of the various sets of the initial and final state, $(\lambda_i, \lambda_f) \equiv 10(f-1) - f(f-1)/2 + i - f$, where $f = 1, \dots, 10$, $i = f+1, \dots, 10$ and $f < i$ (see Table 2), is shown. Here we assume $\Delta \mathcal{I}_{33}/\mathcal{I}_0 = 10^{-4}$, which is required for the positive period increase of SGR 1900+14.

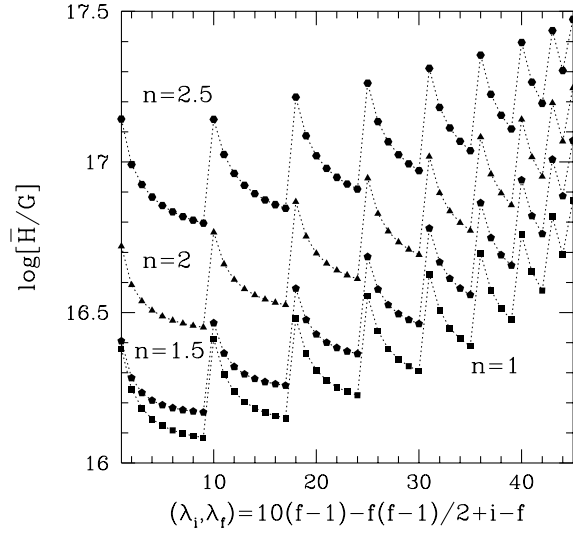


Figure 4. The typical magnetic field \bar{H} , which is defined by $(\bar{H}^2/8\pi)(4\pi R^3/3) = C_E \mathcal{M}$, as a function of the various sets of the initial and final state, $(\lambda_i, \lambda_f) \equiv 10(f-1) - f(f-1)/2 + i - f$, where $f = 1, \dots, 10$, $i = f+1, \dots, 10$ and $f < i$ (see Table 2), is shown. Here we assume $\Delta \mathcal{I}_{33}/\mathcal{I}_0 = 10^{-4}$, which is required for the positive period increase of SGR 1900+14.

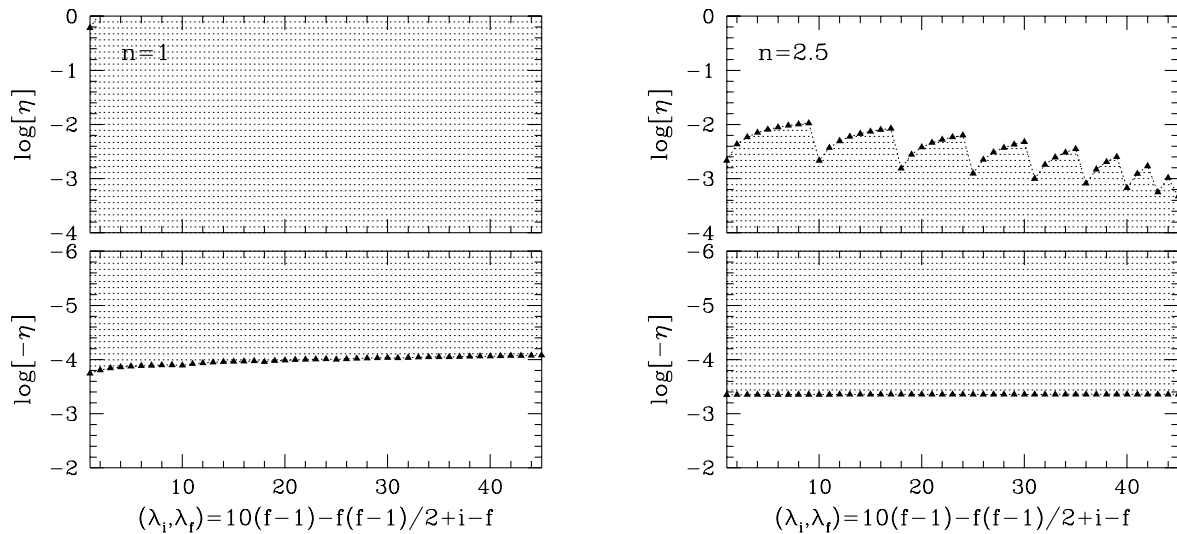


Figure 5. The region of η where the conditions in equations (96) and (97) are satisfied as a function of the various sets of the initial and final state, $(\lambda_i, \lambda_f) \equiv 10(f-1) - f(f-1)/2 + i - f$, where $f = 1, \dots, 10$, $i = f+1, \dots, 10$ and $f < i$ (see Table 2), is shown. η denotes the ratio of the decaying magnetic energy during the transition to the initial total magnetic energy. Here we assume $\Delta\mathcal{I}_{33}/\mathcal{I}_0 = 10^{-4}$, which is required for the positive period increase of SGR 1900+14, and consider the 33-component of the moment of inertia tensor.

| | $n = 1$ | $n = 1.5$ | $n = 2$ | $n = 2.5$ |
|----------------|----------|-----------|----------|-----------|
| λ_1 | 2.361933 | 2.449188 | 3.702609 | 5.510036 |
| λ_2 | 3.407865 | 3.183636 | 4.298552 | 5.988518 |
| λ_3 | 4.430077 | 4.053194 | 5.047380 | 6.611395 |
| λ_4 | 5.443462 | 4.915842 | 5.765941 | 7.187845 |
| λ_5 | 6.452475 | 5.778637 | 6.488668 | 7.776904 |
| λ_6 | 7.458980 | 6.641027 | 7.210835 | 8.362584 |
| λ_7 | 8.463904 | 7.503016 | 7.933020 | 8.949183 |
| λ_8 | 9.467764 | 8.364664 | 8.655152 | 9.535587 |
| λ_9 | 10.47087 | 9.226033 | 9.377241 | 10.12207 |
| λ_{10} | 11.47343 | 10.08718 | 10.09929 | 10.70856 |

Table 1. The first few roots of λ for the polytropic indices $n = 1, 1.5, 2$ and 2.5 .

| (λ_i, λ_f) | 1 | 2 | 3 | 4 | 5 | 6 | 7 | 8 | 9 | 10 | 11 | 12 | 13 | 14 | 15 | 16 | 17 | 18 | 19 | 20 | 21 | 22 | 23 |
|--------------------------|----|----|----|----|----|----|----|----|----|----|----|----|----|----|----|----|----|----|----|----|----|----|----|
| i | 2 | 3 | 4 | 5 | 6 | 7 | 8 | 9 | 10 | 3 | 4 | 5 | 6 | 7 | 8 | 9 | 10 | 4 | 5 | 6 | 7 | 8 | 9 |
| f | 1 | 1 | 1 | 1 | 1 | 1 | 1 | 1 | 1 | 2 | 2 | 2 | 2 | 2 | 2 | 2 | 2 | 3 | 3 | 3 | 3 | 3 | 3 |
| (λ_i, λ_f) | 24 | 25 | 26 | 27 | 28 | 29 | 30 | 31 | 32 | 33 | 34 | 35 | 36 | 37 | 38 | 39 | 40 | 41 | 42 | 43 | 44 | 45 | |
| i | 10 | 5 | 6 | 7 | 8 | 9 | 10 | 6 | 7 | 8 | 9 | 10 | 7 | 8 | 9 | 10 | 8 | 9 | 10 | 9 | 10 | 10 | |
| f | 3 | 4 | 4 | 4 | 4 | 4 | 4 | 5 | 5 | 5 | 5 | 5 | 6 | 6 | 6 | 6 | 7 | 7 | 7 | 8 | 8 | 9 | |

Table 2. The labelling scheme of the x-axis in Fig. 3, 4 and 5, i.e., $(\lambda_i, \lambda_f) \equiv 10(f-1) - f(f-1)/2 + i - f$ where $f = 1, \dots, 10$, $i = f+1, \dots, 10$ and $f < i$, is explicitly shown. λ controls the configuration of the magnetic fields and takes the discrete values in Table 1. The subscript i (f) means the initial (final) state.

| | $n = 1$ | $n = 1.5$ | $n = 2$ | $n = 2.5$ |
|-------------------|---------|-------------|-------------|-------------|
| ξ_0 | 3.14159 | 3.65375 | 4.35287 | 5.35528 |
| M_0 | 3.14159 | 2.71406 | 2.41105 | 2.18720 |
| $ \mathcal{E}_0 $ | 1.57080 | 8.64015 - 1 | 4.45157 - 1 | 1.78659 - 1 |
| \mathcal{I}_0 | 8.10448 | 7.41315 | 7.07403 | 7.01315 |

Table 3. A table of constants for the polytropic indices $n = 1, 1.5, 2$ and 2.5 . ξ_0 is the first zero of the Lane-Emden function. M_0 is the normalized mass of the zeroth-order. $|\mathcal{E}_0|$ is the normalized total energy of the zeroth-order. \mathcal{I}_0 is the normalized moment of inertia tensor of the zeroth-order. The number following the plus or the minus sign indicates the power of 10 by which the table entry should be multiplied. This notation is followed in all tables.

| | | \mathcal{M}_1 | $\widehat{\mathcal{M}}_2/\mathcal{M}_1^2$ | $\mathcal{I}_{11;1}/\mathcal{M}_1$ | $\mathcal{I}_{33;1}/\mathcal{M}_1$ | $\mathcal{M}_{T1}/\mathcal{M}_{P1}$ |
|-----------|----------------|-----------------|---|------------------------------------|------------------------------------|-------------------------------------|
| $n = 1$ | λ_1 | 1.30707 | 1.57386 - 1 | 4.09418 | 2.27235 | 1.86290 |
| | λ_2 | 3.07662 - 1 | 4.66603 - 1 | 5.39981 | 8.81646 - 1 | 2.94224 |
| | λ_3 | 1.32171 - 1 | 6.55343 - 1 | 6.18915 | -3.14410 - 1 | 4.37118 |
| | λ_4 | 7.34761 - 2 | 7.73213 - 1 | 6.70086 | -1.18614 | 6.15452 |
| | λ_5 | 4.70193 - 2 | 8.49530 - 1 | 7.04562 | -1.80598 | 8.29340 |
| | λ_6 | 3.28329 - 2 | 9.00955 - 1 | 7.28585 | -2.25076 | 1.07882 + 1 |
| | λ_7 | 2.43167 - 2 | 9.36929 - 1 | 7.45842 | -2.57605 | 1.36392 + 1 |
| | λ_8 | 1.87852 - 2 | 9.62941 - 1 | 7.58583 | -2.81905 | 1.68463 + 1 |
| | λ_9 | 1.49784 - 2 | 9.82294 - 1 | 7.68219 | -3.00433 | 2.04097 + 1 |
| | λ_{10} | 1.22402 - 2 | 9.97052 - 1 | 7.75663 | -3.14830 | 2.43293 + 1 |
| $n = 1.5$ | λ_1 | 5.64307 - 1 | 4.77567 - 1 | 1.02428 + 1 | 6.25838 | 2.42892 |
| | λ_2 | 1.77898 - 1 | 1.00202 | 1.23688 + 1 | 4.49438 | 4.66722 |
| | λ_3 | 8.48260 - 2 | 1.17620 | 1.32906 + 1 | 3.15561 | 7.78376 |
| | λ_4 | 5.08044 - 2 | 1.31401 | 1.37993 + 1 | 2.36568 | 1.18083 + 1 |
| | λ_5 | 3.42333 - 2 | 1.40167 | 1.41011 + 1 | 1.87917 | 1.67192 + 1 |
| | λ_6 | 2.48012 - 2 | 1.46078 | 1.42938 + 1 | 1.56431 | 2.25171 + 1 |
| | λ_7 | 1.88720 - 2 | 1.50218 | 1.44237 + 1 | 1.35090 | 2.92006 + 1 |
| | λ_8 | 1.48800 - 2 | 1.53215 | 1.45153 + 1 | 1.20040 | 3.67684 + 1 |
| | λ_9 | 1.20536 - 2 | 1.55447 | 1.45822 + 1 | 1.09066 | 4.52194 + 1 |
| | λ_{10} | 9.97399 - 3 | 1.57151 | 1.46325 + 1 | 1.00834 | 5.45528 + 1 |
| $n = 2$ | λ_1 | 7.45600 - 2 | 1.73936 | 2.70417 + 1 | 1.54539 + 1 | 7.51221 |
| | λ_2 | 4.92536 - 2 | 1.96217 | 2.77419 + 1 | 1.48564 + 1 | 1.06080 + 1 |
| | λ_3 | 3.28764 - 2 | 2.12083 | 2.82502 + 1 | 1.43747 + 1 | 1.49908 + 1 |
| | λ_4 | 2.39851 - 2 | 2.22450 | 2.85612 + 1 | 1.40721 + 1 | 1.98578 + 1 |
| | λ_5 | 1.83252 - 2 | 2.29718 | 2.87742 + 1 | 1.38614 + 1 | 2.53951 + 1 |
| | λ_6 | 1.44990 - 2 | 2.35003 | 2.89260 + 1 | 1.37100 + 1 | 3.15779 + 1 |
| | λ_7 | 1.17785 - 2 | 2.38962 | 2.90381 + 1 | 1.35976 + 1 | 3.84111 + 1 |
| | λ_8 | 9.76979 - 3 | 2.42001 | 2.91234 + 1 | 1.35120 + 1 | 4.58946 + 1 |
| | λ_9 | 8.24157 - 3 | 2.44384 | 2.91897 + 1 | 1.34452 + 1 | 5.40287 + 1 |
| | λ_{10} | 7.05027 - 3 | 2.46286 | 2.92423 + 1 | 1.33922 + 1 | 6.28133 + 1 |
| $n = 2.5$ | λ_1 | 2.00471 - 2 | 4.15142 | 7.49546 + 1 | 5.86265 + 1 | 1.79915 + 1 |
| | λ_2 | 1.65192 - 2 | 4.23203 | 7.52209 + 1 | 5.85001 + 1 | 2.14747 + 1 |
| | λ_3 | 1.32031 - 2 | 4.31214 | 7.54815 + 1 | 5.83730 + 1 | 2.64277 + 1 |
| | λ_4 | 1.09699 - 2 | 4.36892 | 7.56633 + 1 | 5.82826 + 1 | 3.14401 + 1 |
| | λ_5 | 9.23785 - 3 | 4.41467 | 7.58082 + 1 | 5.82096 + 1 | 3.69897 + 1 |
| | λ_6 | 7.89994 - 3 | 4.45110 | 7.59226 + 1 | 5.81513 + 1 | 4.29372 + 1 |
| | λ_7 | 6.83610 - 3 | 4.48080 | 7.60151 + 1 | 5.81038 + 1 | 4.93243 + 1 |
| | λ_8 | 5.97686 - 3 | 4.50527 | 7.60909 + 1 | 5.80646 + 1 | 5.61402 + 1 |
| | λ_9 | 5.27200 - 3 | 4.52569 | 7.61538 + 1 | 5.80320 + 1 | 6.33882 + 1 |
| | λ_{10} | 4.68630 - 3 | 4.54289 | 7.62066 + 1 | 5.80044 + 1 | 7.10677 + 1 |

Table 4. A table of integrals for the polytropic indices $n = 1, 1.5, 2$ and 2.5 . λ_i , which is given in Table 1, characterizes the configuration of the magnetic field.