

Empowering Large Language Models in Wireless Communication: A Novel Dataset and Fine-Tuning Framework

Yushen Lin, Ruichen Zhang, *Member, IEEE*, Wenqi Huang, *Student Member, IEEE*, Kaidi Wang, *Member, IEEE*, Zhiguo Ding, *Fellow, IEEE*, Daniel K. C. So, *Senior Member, IEEE*, and Dusit Niyato, *Fellow, IEEE*

Abstract—In this work, we develop a specialized dataset aimed at enhancing the evaluation and fine-tuning of large language models (LLMs) specifically for wireless communication applications. The dataset includes a diverse set of multi-hop questions, including true/false and multiple-choice types, spanning varying difficulty levels from easy to hard. By utilizing advanced language models for entity extraction and question generation, rigorous data curation processes are employed to maintain high quality and relevance. Additionally, we introduce a Pointwise V-Information (PVI) based fine-tuning method, providing a detailed theoretical analysis and justification for its use in quantifying the information content of training data with 2.24% and 1.31% performance boost for different models compared to baselines, respectively. To demonstrate the effectiveness of the fine-tuned models with the proposed methodologies on practical tasks, we also consider different tasks, including summarizing optimization problems from technical papers and solving the mathematical problems related to non-orthogonal multiple access (NOMA), which are generated by using the proposed multi-agent framework. Simulation results show significant performance gain in summarization tasks with 20.9% in the ROUGE-L metrics. We also study the scaling laws of fine-tuning LLMs and the challenges LLMs face in the field of wireless communications, offering insights into their adaptation to wireless communication tasks. This dataset and fine-tuning methodology aim to enhance the training and evaluation of LLMs, contributing to advancements in LLMs for wireless communication research and applications.

Index Terms—Large language models (LLMs), dataset, multi-hop reasoning, fine-tuning, Pointwise V-Information (PVI), 6G.

I. INTRODUCTION

In the rapidly advancing landscape of 6G, artificial intelligence (AI) has emerged as a foundation for introducing innovations in advanced wireless communication technologies [1], [2]. The rapid growth of AI promises unprecedented levels of network efficiency and automation, redefining what these networks can achieve [3]. Beyond its impact on wireless communication, AI also drives significant progress in other domains. In particular, large language models (LLMs) have emerged as powerful tools due to their contributions to natural language understanding, knowledge extraction, and decision-making processes [4]. Nevertheless, integrating LLMs into

wireless communication systems presents significant challenges due to the domain’s inherent complexity [5]. These challenges include solving intricate problems that demand precise, context-aware interpretations of protocols, standards, and dynamic network behaviors essential for optimizing next-generation networks [6]. To maximize the utility of LLMs in wireless communication, advanced datasets and effective fine-tuning strategies are crucial.

Existing wireless communication datasets for LLMs, such as TeleQuAD [7], TeleQnA [8], and 5GSC [9], primarily focus on retrieval-based question-answering and factual recall from standards documents. While these datasets provide a foundation for basic comprehension, they lack the depth or diversity needed to support LLMs for complex reasoning and problem-solving tasks unique in wireless communications. In particular, these datasets fall short in providing multi-hop reasoning, diverse question types, and varying difficulty levels with comprehensive evaluation. As a result, LLMs trained on these datasets are limited in their ability to generalize across different concepts in the domain. Unlocking the full potential of LLMs to revolutionize wireless communications, requires the development of datasets that prioritize both quality and diversity to meet the linguistic and cognitive demands of advanced tasks in this field.

In addition to dataset limitations, fine-tuning LLMs for wireless communication tasks requires methodologies that align with the unique demands of the domain. Fine-tuning involves adapting a pre-trained model to specific tasks by optimizing it with task-relevant data, allowing the model to learn domain-specific knowledge and improve its performance on specialized tasks. Effective fine-tuning enhances model accuracy and ensures computational efficiency, making it suitable for resource-constrained devices. Although prior work [4] and [10] have explored fine-tuning for tasks such as physical layer optimization and channel state information (CSI) prediction, existing approaches often fail to address the challenges of scaling to highly technical and dynamic wireless communication scenarios.

To address these limitations, we propose a novel dataset and fine-tuning methodology, specifically designed for wireless communication applications. Our dataset includes a diverse array of multi-hop question types, including true/false and multiple-choice questions, spanning varying difficulty levels from easy to hard and covering a comprehensive range of wireless communication concepts. In addition to the dataset, we introduce a fine-tuning approach guided by Pointwise V-Information (PVI) metrics inspired by curriculum learning

Y. Lin, W. Huang, K. Wang, and Daniel K. C. So are with the School of Electrical and Electronic Engineering, The University of Manchester, M13 9PL, U.K.

Zhiguo Ding is with the Department of Electrical and Electronic Engineering, University of Manchester, Manchester, UK, and the Department of Computer Science, Khalifa University, Abu Dhabi, UAE.

R. Zhang and D. Niyato are with the College of Computing and Data Science, Nanyang Technological University, Singapore.

[11], [12]. this approach is applicable to general datasets as it systematically orders dataset instances by difficulty, enabling efficient data selection and utilization during fine-tuning. By leveraging PVI, the difficulty of each instance within the dataset can be ordered, which can then optimize the selection and utilization of training data, maximizing performance gains while ensuring that the fine-tuned models remain lightweight and suitable for deployment on devices with limited computational resources. Through this dataset and fine-tuning methodology, our aim is to bridge the gap between advanced language models and the specialized field of wireless communications, facilitating further research and applications requiring a deep understanding of complex technical concepts.

The dataset and code will be released at: <https://github.com/GTMANChopin/Study-in-Wireless-LLM>.

Our contributions are summarized as follows:

- A comprehensive dataset tailored for wireless communications is created, featuring diverse question types, multi-hop reasoning, and varying complexity levels. This structured dataset not only serves as a robust benchmark for evaluating and fine-tuning large language models on communication-specific reasoning tasks but also offers a versatile resource for domain adaptation and the development of new LLM-based applications in related fields.
- An effective and robust methodology for automated entity extraction and question generation is implemented, ensuring high technical relevance and quality. Additionally, a rigorous data curation process is introduced to maintain high quality and relevance, facilitating more effective and robust evaluation of LLMs in the wireless communication domain.
- PVI-based fine-tuning of LLMs is introduced by quantifying the information content learned in wireless communication contexts. Extensive simulation results demonstrate the effectiveness of the proposed dataset and fine-tuning methodology, providing valuable information on model performance and learning dynamics. For further insights, the fine-tuned models are evaluated on two tasks, including summarization and solving mathematical problems.
- The scaling law of fine-tuning in wireless communications is further analyzed, offering insights into model optimization under different data sizes and computational constraints.

The rest of this paper is organized as follows. The literature is reviewed in Section II. Section III demonstrates the detailed methodologies of data generation. Then, the PVI-based fine-tuning strategy is proposed in Section IV. In Section V, extensive simulation results are conducted. The scaling laws and challenges for LLMs in wireless communication are studied in Section VI. Finally, we conclude the work in Section VII.

II. RELATED WORKS

In this section, we review the literature in areas, including LLMs, datasets, and fine-tuning techniques relevant to wireless communication tasks. We emphasize recent advancements and identify existing gaps that our work aims to address.

A. LLMs in Wireless Communications

Recent advancements in LLMs have attracted significant interest from the wireless communications community due to their potential to enhance network design, optimization, and management. For example [13], the authors proposed a distributed LLM paradigm tailored for wireless systems, deploying LLMs collaboratively on edge servers and mobile devices. By decomposing the mixture of experts (MoE) layer, the framework leverages parallel capabilities of expert networks on distributed devices, enhancing model performance and reducing end-to-end latency. Further expanding on domain-specific applications, Zhang et al. [14] introduced an interactive modeling framework that combines LLMs with retrieval-augmented generation (RAG) techniques to access and apply expert knowledge pertinent to satellite communications. This framework allows LLMs to formulate mathematical models suited to satellite network scenarios, providing real-time adaptability and specialized knowledge handling. Federated learning frameworks, particularly suited for preserving privacy and reducing communication overhead, have been explored for LLM deployment in wireless networks, such as [15], [16]. The framework proposed in [15] addresses high processing loads by partitioning the network into client and server sub-networks, where a federated server aggregates client models for updates. In [16], the authors optimized federated learning in wireless communications by introducing personalized federated fine-tuning with low communication overhead, specifically tailored for LLMs in wireless networks, addressing data heterogeneity and client-specific requirements. Furthermore, [17] employed LLM-based combinatorial optimization algorithms to determine the number and placement of wireless access points; thus improving network performance. Despite these advancements, significant challenges remain, such as adapting LLMs to the resource constraints of wireless devices and enabling multi-hop reasoning for complex problem-solving scenarios.

B. Domain-Specific Datasets

Specialized datasets play a critical role in the evaluation and refinement of LLMs for wireless communication applications. For example, the TeleQuAD dataset [7], contains 2,021 question-answer (QA) pairs extracted from 3GPP standards, designed to test LLMs on telecom-related questions. TeleQnA [8] provided 10,000 multiple-choice questions across categories such as lexicon, research overview, research publications, standards overview, and standards specifications. Similarly, [18] introduced a dataset of 2400 QA pairs based on the 3GPP and IEEE specifications. The 5G Standards Corpus (5GSC) [9] contained 2401 QA pairs related to 5G standards, facilitating the evaluation of the comprehension of the models for 5G technologies and protocols.

Although datasets are essential for understanding and evaluating model performance, assessing and studying the difficulty of individual instances in LLM tasks is also crucial for guiding curriculum learning strategies. There are several studies on determining the difficulty of each instance in the dataset, such as [19]–[22]. For example, the paper in [19]

introduced a curriculum-based method, which systematically escalates difficulty based on educational levels and cognitive complexity. In [20], the authors proposed a competition-based model to rank the difficulty of the question using pairwise comparisons of users and questions on forums. In [21], the authors investigated how linguistic features such as syntax complexity and dependency structures affect the difficulty of the question. The authors in [22] applied item response theory, a psychometric tool, to measure the difficulty of the AI classification task by treating instances as ‘items’ and classifiers as ‘respondents’.

C. Wireless Fine-Tuning

Fine-tuning LLMs for wireless communication tasks has emerged as a key research area, aiming to customize these models for domain-specific challenges. In [4], BART was fine-tuned to integrate into AI communication systems on devices to improve its ability to handle physical layer communication challenges, such as noise robustness and efficient data compression, while ensuring generalization across diverse and unseen scenarios. In the study [23], LLMs were fine-tuned to effectively follow telecom-specific instructions using supervised fine-tuning (SFT) with a custom dataset of telecom-related tasks. The authors [10] proposed fine-tuning a pre-trained GPT-2 model to predict future downlink CSI sequences using historical uplink CSI data. By fine-tuning, this approach leveraged the modeling and generalization strengths of LLMs to improve prediction accuracy.

Although these works demonstrate promising advances, they leave certain aspects unaddressed. Notably, understanding the challenges facing LLMs in wireless communications remains a critical area of investigation. Furthermore, enabling effective multi-hop reasoning within wireless communication tasks continues to be an open challenge, constraining the models’ ability to address complex, multi-layered problem-solving scenarios. Bridging these gaps is essential for advancing the integration of LLMs into wireless communication systems, facilitating the development of more robust and efficient network solutions.

III. DATA GENERATION METHODOLOGY

In this section, we present the methodology employed to construct a comprehensive and high-quality dataset tailored for wireless communications. The process involves four key components, i.e., data source retrieval, entity generation, data curation, and example construction. We use uplink non-orthogonal multiple access (NOMA) as an example to demonstrate the data generation process. To elucidate the technical foundation of NOMA, consider a scenario in which two users are transmitted via sub-channel i . The achievable data rate for the first decoded user can be expressed as follows:

$$R_{i,1}^{\text{noma}} = B \log_2 \left(1 + \frac{p_{i,1}|h_{i,1}|^2}{p_{i,2}|h_{i,2}|^2 + 1} \right), \quad (1)$$

where B is the bandwidth, $|h_{i,1}|^2$ and $|h_{i,2}|^2$ represent the normalized channel gain of the first and second users, respectively [24], in sub-channel i , $p_{i,1}$ and $p_{i,2}$ denote the transmit power allocated to the respective users. It is assumed that

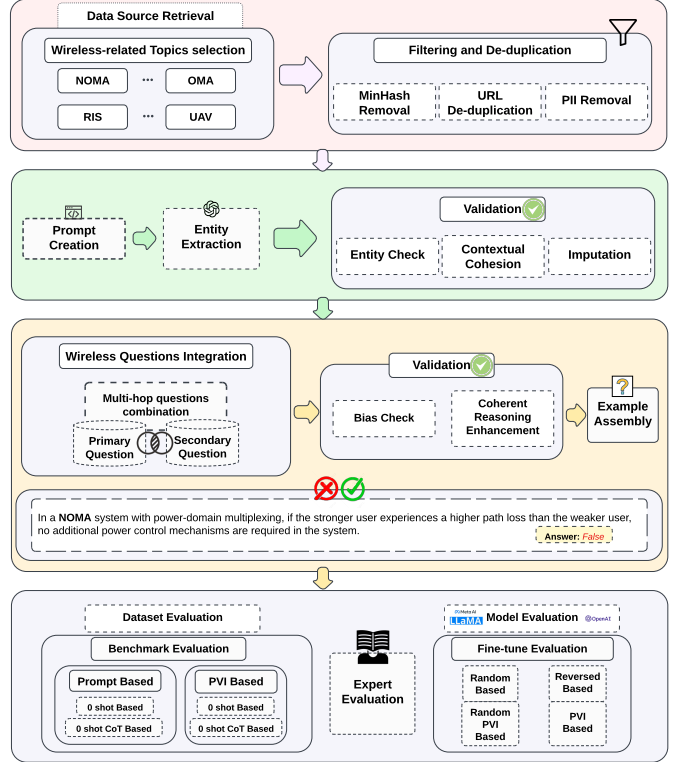


Figure 1: Structure and outline of Section III and Section IV. The methodology outlines constructing a high-quality wireless communications dataset by retrieving and sanitizing articles, automatically extracting key technical entities with LLMs, and curating coherent multi-hop reasoning examples. Using NOMA as an example, the process integrates sequential subquestions into complex queries, ensures logical consistency through reasoning chains, validates answers, and applies bias mitigation strategies to maintain accuracy and impartiality.

$|h_{i,1}|^2 \geq |h_{i,2}|^2$. After the first user’s signal is successfully decoded and removed through successive interference cancellation (SIC), the second user’s signal can be detected without interference. Consequently, the achievable data rate for the second decoded user is:

$$R_{i,2}^{\text{noma}} = B \log_2 \left(1 + p_{i,2}|h_{i,2}|^2 \right). \quad (2)$$

A. Data Source Retrieval

The dataset construction begins with the identification and extraction of articles on key topics of wireless communication, denoted by T , i.e., NOMA. The topics guide the search queries via the MediaWiki APIs [25]. To eliminate redundancy, repeated documents are removed. Filtered by retaining only the most recent context for each URL using the MinHash algorithm [26]. Additionally, all personally identifiable information (PII) is removed from the dataset. Specifically, given a context X' , PII subsets $p \in X'$ are identified and removed, resulting in a sanitized context $X = X'$. For example, ‘User 1 and User 2 share the same resources in a NOMA system with different power levels’.

Question and Reasoning Types with Example(s)	Question Type
<p>Example of constructions of multiple-choice questions</p> <p>Context A: NOMA is the technique that <u>allows multiple users to share the same time and frequency ...</u></p> <p>$q_{1,n}$: Which wireless communication technique allows multiple users to share time and frequency resources?</p> <p>Context B: In NOMA system, <u>power control plays a critical role in separating the signals ...</u></p> <p>$s_{2,n}$: Which wireless communication technique allocates different power to users based on the channel conditions?</p> <p>Integrated Q from $q_{1,n}$ and $s_{2,n}$: Which telecommunications technique improves spectral efficiency by allowing multiple users to share the same time and frequency resources and potentially allocating different power among those users based on channel conditions?</p> <p>A. NOMA B. TDMA C. CDMA D. OFDM</p>	Multiple Choice
<p>Example of constructions of True/False questions</p> <p>Context A: The available NOMA techniques can broadly be divided into <u>two major categories, i.e., power-domain NOMA and code-domain NOMA ...</u></p> <p>$q_{1,n}$: Power-domain NOMA and code-domain NOMA are two major categories of NOMA techniques. ✓</p> <p>Context B: In NOMA introduces <u>additional interference by allowing users to be superimposed on the same resource ...</u></p> <p>$s_{2,n}$: NOMA eliminates interference by assigning unique resources to each user. ✗</p> <p>Integrated Q from $q_{1,n}$ and $s_{2,n}$: Power-domain NOMA eliminates the interference by assigning different optimized power to users. ✓</p>	True/False

Table I: The illustrations of NOMA-related examples of construction of different types of questions, i.e., multiple-choice, true/false, hard reasoning questions. Red represents the entity, underlines in green and orange represent the meaningful facts from the context A and B that are directly related to the questions, respectively.

B. Entity Generation

Key technical terms, referred to as ‘entities’, are automatically extracted from sanitized contexts using LLMs. Each entity represents a core concept within wireless communications, such as power allocation in NOMA.

Custom prompts are constructed to extract the entities from each context are constructed, i.e., the prompt used in entity extraction (see Appendix C). For the n -th context x_n , the prompt template x'_n is formulated as follows:

$$x'_n = "[x_n]. \text{ In the given context, the primary entity is } [e_n]."$$
 (3)

where x'_n denotes the prompt template with placeholders for input x_n and entity e_n , where $e_n \in \mathbf{E}$, and \mathbf{E} denotes the set of key entities to be extracted from the context x_n .

The output n -th entity that maximizes the likelihood of the filled prompt can be formulated as follows:

$$e_n = \arg \max P(l_f(x'_n, e'_n); \mathbf{w}),$$
 (4)

where $l_f(x'_n, e'_n)$ refers to the filled prompt with a candidate entity e'_n , and \mathbf{w} represents the model parameters. Extracted entities are further validated to ensure that they are non-empty, contextually accurate, and aligned with the topic.

C. Data Curation and Example Assembly

A rigorous curation process is performed to ensure the high quality and relevance of the generated examples. Each context and its corresponding questions are accessed based on criteria such as length, relevance, and alignment with the original context. For example, an entity e_n must be present and meaningfully integrated within its associated context x_n ; thus maintaining alignment and relevance to the task, i.e., $e_n \in x_n$.

An essential component of this process is the generation and integration of questions to simulate multi-hop reasoning. Multi-hop reasoning requires integrating multiple pieces of evidence from different contexts to answer a question. This is more challenging than single-hop reasoning and is critical for tasks that require deeper understanding, such as answering

complex queries or solving problems that mimic real-world scenarios [27]. The question generation process aims to produce two or more related questions for each question-answer pair. Initially, a primary question ($q_{1,n}$) is generated based on the content of the article, where the answer is typically an entity. The secondary question ($s_{2,n}$) is then derived from the additional context that has been previously extracted. These questions are integrated using LLMs with designed prompts (see Appendix C) to maintain relevance and coherence.

To create a coherent multi-hop question, $q_{1,n}$ and $s_{2,n}$ are combined into an integrated question q_n . The integration process involves constructing a prompt that unifies $q_{1,n}$ and $s_{2,n}$ into a single question, i.e., in the process described in Table 1. The prompt is designed to link the reasoning steps in a manner that necessitates the integration of information from both questions (see Appendix C). Utilizing LLMs, the model infers the final integrated question, capturing the complexity of reasoning required to answer both subquestions. The model aims to generate the most probable n -th integrated question q_n that can be expressed as Eq. (6) in Algorithm 1, in which q' represents possible integrated questions given the subquestions, \mathbf{Q}' denotes the set of all possible integrated questions, x'_g is the prompt template including the context of both subquestions and any relevant background information, and $l_f(x'_g, q_{1,n}, s_{2,n}, q')$ is the filled prompt that integrates the subquestions into the final question q_n .

Ensuring the logical coherence of reasoning chains in multi-hop questions is critical. A reasoning chain r_1, r_2, \dots, r_i is considered valid if it logically progresses to a final answer α :

$$r_1 \rightarrow r_2 \rightarrow \dots \rightarrow r_i \rightarrow \alpha,$$
 (5)

where r_i denotes an intermediate reasoning step. If gaps or inconsistencies are detected, an imputation process will regenerate missing elements, such as omitted portions of the context or questions.

Each assembled example comprises several components: the integrated multi-hop question q_n , the answer α_n , the individual subquestions ($q_{1,n}$ and $s_{2,n}$), the extracted entity e_n ,

Algorithm 1: Data Generation Methodology

Input: Topics list \mathbf{T} : Core wireless communication topics, Pre-trained LLM with parameters \mathbf{w} .
Output: Dataset \mathcal{D} .

- 1 **for** each topic $t \in \mathbf{T}$ **do**
- 2 | Retrieve articles \mathbf{A}_t
- 3 **end**
- 4 Collect all articles: $\mathbf{A} \leftarrow \bigcup_t \mathbf{A}_t$
- 5 Remove duplicates using MinHash and sanitize contexts by removing PII to get \mathbf{X}
- 6 **for** each context $x_n \in \mathbf{X}$ **do**
- 7 | Construct prompt with Eq. (3)
- 8 | **if** $e_n \neq \emptyset$ **and** $e_n \in x_n$ **then**
- 9 | | Generate $q_{1,n}$ and $s_{2,n}$
- 10 | | Integrate into multi-hop question:

$$q_n = \arg \max_{q' \in \mathcal{Q}'} P(l_f(x'_g, q_{1,n}, q_{2,n}, q'); \mathbf{w}) \quad (6)$$
- 11 | | Derive answer and explanation of Eq. (7)
- 12 | | Ensure reasoning chain of Eq. (5) is valid
- 13 | | **if** bias detected in y_n **then**
- 14 | | | Apply bias mitigation strategies
- 15 | | **end**
- 16 | | Add (q_n, y_n) to \mathcal{D}
- 17 **end**

explanations of the answer, and the original article text. These components collectively form a structured example, facilitating the multi-hop reasoning process and illustrating how complex queries can be deconstructed and solved. The probabilistic reasoning process of LLMs in deriving the answer for q_n can be expressed as follows:

$$\alpha_n = \arg \max_{\alpha' \in \mathbf{A}'} P(\alpha' | q_n; \mathbf{w}), \quad (7)$$

where α' denotes possible answers to question q_n , and \mathbf{A}' is the set of possible answers.

After completion of these processes, the dataset \mathcal{D} becomes available for evaluation, where each instance consists of a pair of question-answer questions (q_n, α_n) . For the fine-tuning task in our work, each instance includes a question-answer-explanation triplet (q_n, y_n) , represented as $\mathbf{S} = (q_1, y_1), (q_2, y_2), \dots, (q_n, y_n)$, where $\mathbf{S} \subset \mathcal{D}$ and y_n denote the explanation accompanying the answer of the n -th question q_n . The difficulty of each instance in \mathcal{D} is ordered based on the PVI, which is described in the following section.

To mitigate the biases inherent in LLMs, we implemented strategies such as the Quiet-STaR prompt [28] to identify and address biased content. Furthermore, domain experts review the dataset to ensure accuracy and impartiality, minimizing the risk of propagating biased knowledge (see Appendix C).

IV. PROPOSED PVI-BASED FINE-TUNING

A. Parameter-Efficient Fine-Tuning

In practical scenarios, the deployment and fine-tuning of LLMs on devices with limited computational resources, such

as internet-of-things (IoT) devices, presents significant challenges. Full fine-tuning of LLMs demands substantial computational power and memory, which is impractical for constrained devices. For example, fully fine-tuning a relatively small language model with 8 billion parameters using the widely adopted AdamW optimizer [29], requires at least 59.83 GB of memory for optimizer states and 54.08 GB for activations. These requirements far exceed the capabilities of most edge devices, highlighting the need for alternative fine-tuning approaches that minimize computational overhead. To address this issue, we employ parameter-efficient fine-tuning (PEFT) methods that adapt the model to specific tasks without the computational cost of full model updates.

Among these methods, low-rank adaptation (LoRA) is widely adopted for its efficiency and effectiveness [30]. LoRA utilizes two small trainable matrices, i.e., $\mathbf{A} \in \mathbb{R}^{m \times r}$ and $\mathbf{B} \in \mathbb{R}^{r \times n}$ to update the original weight matrix with $r \ll \min(m, n)$. Here, r denotes the rank of the low-rank decomposition, m denotes the input dimension of the weight matrix, and n is the output dimension of the original weight matrix. During fine-tuning, only the matrices \mathbf{A} and \mathbf{B} are updated, while the large weight matrix \mathbf{W} remains unchanged, significantly reducing memory and computational requirements.

Our fine-tuning process leverages the training dataset comprising questions-answers-explanations pairs \mathbf{S} . The optimization objective for fine-tuning LLM is formulated as:¹

$$\max_{\Xi} \sum_{(q,y) \in \mathbf{S}} \sum_{t=1}^{|y|} \log(p_{\mathbf{w}_0 + \Xi}(y_t | q, y_{<t})), \quad (8)$$

where Ξ denotes the low-rank decomposition parameters. The inner summation iterates all the tokens in the explanations, computing the total log-likelihood of generating the explanation y token by token, conditioned on the question q and the previous tokens $y_{<t}$.

Example Problem

A NOMA system has two users with channel gains $h_1 = 0.5$ and $h_2 = 2$. The base station wants to ensure that both users achieve the same data rate. If the noise power $N_0 = 1$ and the total power $P_{\text{total}} = 100$ mW, determine the power allocation and P_2 required.

Solution: To ensure both users achieve the same data rate, their SINRs must be equal. Using the SINR formulas: $\text{SINR}_1 = (P_1 \times 0.5) / (P_2 \times 0.5 + 1)$, $\text{SINR}_2 = (P_2 \times 2) / 1$ Setting $\text{SINR}_1 = \text{SINR}_2$ and solving for P_1 and P_2 under the constraint $P_1 + P_2 = 100$ mW: $0.5P_1 / (0.5P_2 + 1) = 2P_2$. Solving the equation gives: $P_1 \approx 94.07$ mW $P_2 \approx 5.93$ mW. **Answer:** $P_1 \approx 94.07$ mW, $P_2 \approx 5.93$ mW

Figure 2: Example question generated by using multi-agent (See Appendix D).

B. Pointwise V-Information

Traditional fine-tuning approaches often fail to quantify the meaningful information a model extracts from the training

¹For simplicity of notations, we drop subscript from here for clear demonstration.

data. This limitation hinders the optimization of the fine-tuning process, especially under computational constraints or when maximizing learning efficiency is critical. PVI provides a theoretical framework to measure the amount of ‘usable’ information a model can extract from individual instances, distinguishing itself from traditional metrics such as Shannon’s information [12]. Unlike Shannon information, which measures average information content, PVI focuses on the information that is utilized by the model within its computational constraints.

PVI quantifies the additional information that a model gains when presented with specific input data. Given a predictive family \mathcal{V} ², let $m[\emptyset](y)$ denote the probability of predicting y without access to the input q , i.e.,

$$m[\emptyset](y) = p(y), \quad (9)$$

where \emptyset denotes null input providing no contextual information regarding q . In our fine-tuning process, it can be set to an empty string. When the model gains access to the question q , its probability of predicting y is expressed as follows:

$$m'[q](y) = p(y | q), \quad (10)$$

where m and m' correspond to the models without and with access to the input q , respectively, and $m, m' \in \mathcal{V}$. For instance, if \mathcal{V} represents the GPT or LLaMA family, m and m' correspond to these models fine-tuned without and with input data.

C. PVI for an Instance (q, y)

PVI measures the usable information usable by a model for specific instances (q, h) [12]. Based on our dataset \mathcal{D} , the PVI is defined as:

$$\begin{aligned} \text{PVI}(q \rightarrow y) &= -\log_2 m[\emptyset](y) + \log_2 m'[q](y) \\ &= -\log_2 p(y) + \log_2 p(y | q), \end{aligned} \quad (11)$$

which further simplifies to:

$$\text{PVI}(q \rightarrow y) = \log_2 \frac{p(y | q)}{p(y)}. \quad (12)$$

Here the \log_2 is used to measure the entropy in bits of information. This expression quantifies the additional information about y accessible when the question q is provided. For example, instances with higher PVI are simpler for \mathcal{V} to handle, in which a greater PVI increases the likelihood of accurate prediction.

To evaluate PVI at the token level, we express y as a sequence $y_1, y_2, \dots, y_{|y|}$. The probabilities can be decomposed as follows:

$$p(y) = \prod_{t=1}^{|y|} p(y_t | y_{<t}), \quad p(y|q) = \prod_{t=1}^{|y|} p(y_t | q, y_{<t}). \quad (13)$$

²Predictive family is a subset of all possible mappings from sample spaces to the set of all possible probability distributions over the label space (possible outcomes). See reference [12].

Substituting these into the PVI definition:

$$\text{PVI}(q \rightarrow y) = \sum_{t=1}^{|y|} (\log_2 p(y_t | q, y_{<t}) - \log_2 p(y_t | y_{<t})). \quad (14)$$

This equation computes the per-token variable importance by summing the difference in log-probabilities for each token when conditioned on q versus when not conditioned on q . The probabilities conditioned on the model parameters become:

$$p(y_t | y_{<t}) = p_{\mathbf{w}_0 + \Xi}(y_t | y_{<t}), \quad (15)$$

$$p(y_t | q, y_{<t}) = p_{\mathbf{w}_0 + \Xi}(y_t | q, y_{<t}). \quad (16)$$

The LoRA parameters Ξ incorporate low-rank adaptations of the weights of the base model \mathbf{w}_0 . By substituting these parameterized probabilities into the PVI expression, we directly measure how the adapted model (with minimal additional parameters) benefits from the input q . In other words, we quantify how much domain-specific value the LoRA-based fine-tuning extracts from each training instance, providing a token-level understanding of the model’s enhanced predictive capability under computational constraints. Thus, the PVI for the instance (q, y) in the context of fine-tuning by using LoRA can be expressed as follows:

$$\begin{aligned} \text{PVI}(q \rightarrow y) &= \sum_{t=1}^{|y|} \left(\log_2 p_{\mathbf{w}_0 + \Xi}(y_t | q, y_{<t}) \right. \\ &\quad \left. - \log_2 p_{\mathbf{w}_0 + \Xi}(y_t | y_{<t}) \right), \end{aligned} \quad (17)$$

which can be expressed as:

$$\text{PVI}(q \rightarrow y) = \log_2 \frac{p_{\mathbf{w}_0 + \Xi}(y | q)}{p_{\mathbf{w}_0 + \Xi}(y)}. \quad (18)$$

V. SIMULATION

In this section, extensive simulations and evaluations are presented to evaluate and demonstrate the effectiveness of our proposed dataset and the fine-tuning methodology.

Data Generation The dataset is constructed using advanced LLMs for entity extraction and question generation. Entities are extracted using GPT-4o-mini, while GPT-4o (gpt-4o-2024-08-06) is employed for integrating subquestions into multi-hop questions. The choice balances cost and performance for entity extraction and ensures quality for question integration.

Dataset Evaluation To evaluate the dataset, experiments are conducted using various LLMs, including models from the GPT and LLaMA families. We employ zero-shot and zero-shot Chain-of-Thought (CoT) prompt strategies [32]. The tasks in our experiments have varying difficulty levels, which are ordered based on PVI as demonstrated in Section IV.

Training Details Fine-tuning experiments, including the investigation of scaling laws in the context of wireless communication shown in Fig. 8, are conducted on one NVIDIA A100 PCIe 80 GB. Models exceeding one billion parameters are fine-tuned with a learning rate of $5e-4$, while smaller models use $5e-5$ [33]. The LLaMA 2 7B model is fine-tuned

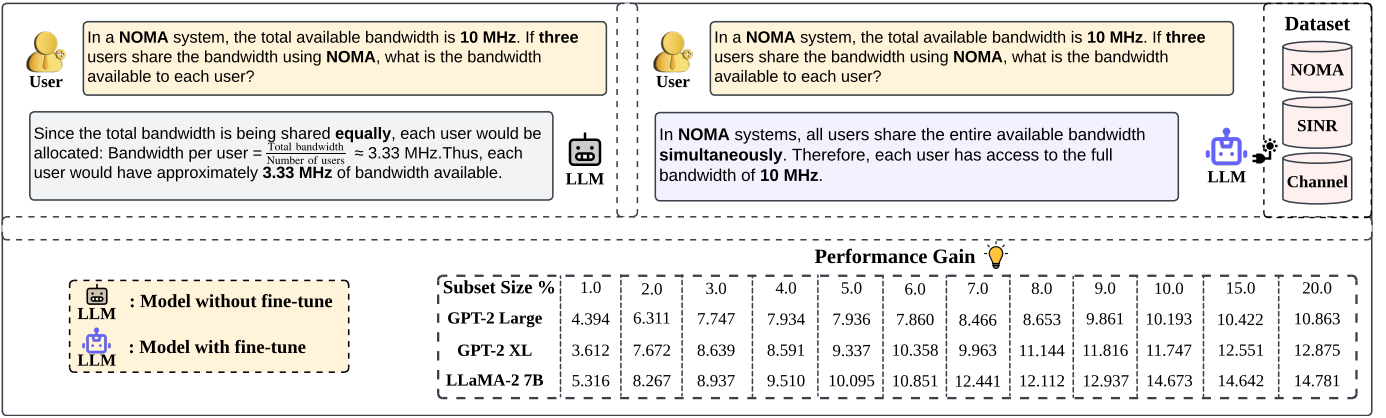


Figure 3: Performance gain comparison across subset sizes for GPT-2 Large, GPT-2 XL, and LLaMA-2 7B models. While fine-tuning leads to consistent performance improvements, emphasizing its advantage on task-specific enhancements. Interestingly, the relatively straightforward questions, exemplified by the one illustrated in this figure, were evaluated across various LLMs, with even several advanced models failing to produce the correct answers, including LLaMA-3.1 8B [31], GPT-4o-mini, etc.

Table II: Accuracy of different models on the dataset using zero-shot and zero-shot CoT.

Models	GPT-2 XL	LLaMA 1.1B	GPT-2 XL	LLaMA 2 7B	LLaMA 2 13B	GPT-3.5 Turbo ³	GPT4o-mini	GPT4o
Size	774M	1.1B	1.5B	6.7B	13B	-	-	-
Zero-shot(overall)	0.190	0.378	0.336	0.124	0.155	0.353	0.641	0.664
Zero-shot CoT(overall)	0.162	0.390	0.264	0.237	0.254	0.365	0.647	0.686
Easy Zero-shot	0.193	0.429	0.344	0.131	0.151	0.536	0.759	0.807
Easy CoT	0.165	0.430	0.271	0.234	0.276	0.582	0.761	0.827
Medium Zero-shot	0.191	0.391	0.337	0.123	0.156	0.332	0.646	0.661
Medium CoT	0.164	0.404	0.266	0.242	0.252	0.320	0.654	0.670
Hard Zero-shot	0.187	0.313	0.327	0.120	0.159	0.192	0.517	0.523
Hard CoT	0.158	0.336	0.255	0.236	0.236	0.193	0.525	0.562

using LoRA [30] with rank $r = 8$, employing the AdamW optimizer ($\beta_1 = 0.9$, $\beta_2 = 0.999$) and a weight decay of 0.1. The maximum token limit is set to 256, with a batch size of 16 to manage memory constraints. Furthermore, all models are trained for 3 epochs [34]. The dataset is split into 80% for training and 20% for testing, ensuring that the test set contains examples of varying difficulty levels. The difficulty of each instance \mathcal{D} is ordered by PVI from low to high and then clustered into three levels: easy, medium and hard using the clustering method of K-means.

A. Dataset Evaluations

Table II compares the overall accuracy of the models using zero-shot and zero-shot CoT strategies. Comparison between different model sizes shows the base accuracy achieved by each. Smaller and mid-sized models show limited benefits from CoT prompting, indicating that they lack the capacity to utilize structured reasoning for complex domain-specific queries in wireless communications. Additionally, complex wireless communication queries, which often require multi-step reasoning or a deep understanding of technical concepts, remain challenging even for advanced models. For instance, it can be seen that the accuracies are relatively low even for the advanced models when it comes to hard multi-hop questions (refer to Section IV). While CoT improves performance for larger models such as GPT-4o and GPT-3.5

Turbo on medium and hard questions, smaller models are unable to perform the nuanced reasoning essential for handling such intricate domain-specific queries. However, relying solely on large models is often impractical due to their high computational costs and resource demands, especially for local deployments. Table II illustrates the performance comparison of language models across various parameter scales, from OPT-350M to GPT-4o, utilizing both zero-shot and zero-shot CoT methodologies based on different difficulty levels. A clear positive correlation exists between model size and accuracy, with larger models (e.g. GPT-4o, GPT-4o-mini) substantially outperforming smaller ones (e.g. OPT-350M, GPT2-large) except tinyLLaMA 1.1B [36]. Accuracy consistently decreases across almost all models as task difficulty increases from easy to hard. The performance gap is most evident in larger models for more complex tasks. The benefits of CoT reasoning are minimal overall, with only slight improvements observed in larger models (especially the GPT-4o series) on harder tasks. Additionally, a noticeable performance improvement occurs between relatively large LLaMA models (for 7 and 13B parameters) and the smaller GPT series. We conclude, based on our observations during the simulation, that the models of the LLaMA 2 family have minimal capability to follow

³GPT-3.5-turbo represents an enhancement over text-davinci-003 [35], and is presumed to have 175 billion parameters. However, OpenAI has not officially confirmed this information in any public sources.

instructions. To seek the reason, we tune the parameter of the maximum number of tokens to generate and the prompt used in the LLaMA family. We find that the models from the LLaMA family struggle to follow instructions in many formats and styles (e.g., answering within a given length, using specific letter cases, etc.). The results provided in Table II are based on 30 tokens. That is, if the answer to a question (true/false or A, B, C, D) is not given within 30 tokens, then the answers are marked incorrect.

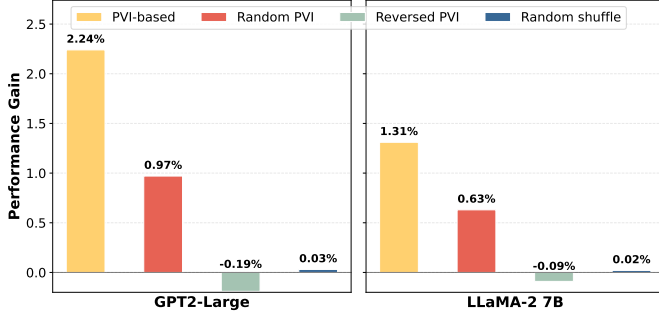


Figure 4: Comparisons of performance gains across different data ordering strategies for GPT2-large and LLaMA-2 7B.

B. Fine-tuning Evaluations

To demonstrate the performance gain through the PVI-based fine-tuning strategy, we compare our approach with the strategies listed below [12].

- **Standard Fine-Tuning (Random Shuffle):** The model is fine-tuned on the entire dataset without any ordering.
- **Random PVI:** Each instance in \mathcal{D} is randomly shuffled within each difficulty level group prior to fine-tuning.
- **Reverse PVI:** Each instance in \mathcal{D} is ordered from hardest to easiest based on PVI values.

We evaluate the performance gains achieved by fine-tuning three language models—GPT-2 Large, GPT-2 XL, and LLaMA-2 7B—across varying subset sizes of the training data in Fig. 3. All models show consistent improvement as the subset size increases, highlighting the importance of data availability in fine-tuning. LLaMA-2 7B consistently outperforms GPT-2 Large and GPT-2 XL, achieving higher performance gains at each subset size, particularly noticeable at larger subsets (e.g., 10% and 20%). GPT-2 XL exhibits better performance than GPT-2 Large in most subset sizes, showcasing the benefits of increased model capacity in wireless communications Q&A. Although performance improves with larger subsets, the rate of gain decreases, indicating diminishing returns on performance improvements with additional data.

Fig. 4 shows that PVI-based fine-tuning shows the strongest positive impact (2.24 for GPT2-large, 1.31 for LLaMA-2), while random PVI demonstrates measurable gains (0.97 and 0.63 respectively) compared to other baselines. In contrast, reversed PVI and random shuffle methods show minimal or slightly negative effects, suggesting that strategic data ordering significantly influences model performance as discussed

in Section IV. These results indicate that computationally constrained wireless communications users can further benefit from the proposed method by using PVI-based ordering to optimize fine-tuning efficiency, achieving enhanced performance with limited computational resources. It is worth noting that this strategy remains feasible for users with sufficient capability to perform standard fine-tuning.

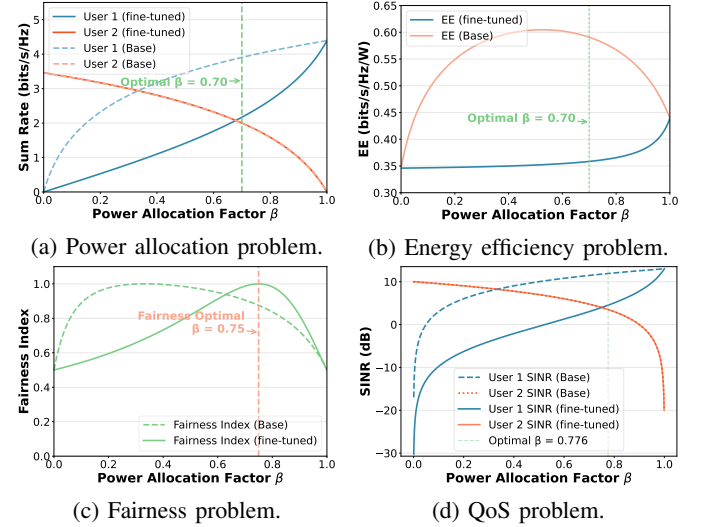


Figure 5: Studies on the power allocation, energy efficiency, fairness and QoS in two-user NOMA case, using LLaMA-2 7B with and without fine-tuning with $R_{min} = 2$.

To further explore the potential and provide practical examples, we consider 4 two-user NOMA scenarios on sub-channel i , as briefly described in Section III. We test various prompt strategies, ultimately inputting the question in JSON format to enhance the LLaMA models' adherence to instructions. Although the NOMA case is relatively simple due to the limitations of the LLaMA 7B model in tackling complex problems, understanding and solving optimization problems remains crucial. In this scenario, a quality of service (QoS) constraint is imposed on the second user, ensuring a minimum required data rate R_{min} , i.e., $R_{i,2}^{noma}(\beta) \geq R_{min}$.

In Fig. 5, the result demonstrates a significant discrepancy between the base model and the fine-tuned model in the NOMA power allocation problem. Specifically, the fine-tuned LLaMA 7b model identifies an optimal β that maximizes the sum rate while satisfying the minimum rate requirement for user 2, while the base model fails to provide the correct simulation due to the incorrect formulation of the NOMA equations. These findings highlight the significance of leveraging fine-tuned models with domain-specific expertise to ensure the reliability and accuracy of wireless communication simulations. Consequently, our study emphasizes the necessity of fine-tuning in developing and simulating advanced communication technologies.

C. Additional Evaluations

We conduct additional experiments to further evaluate the fine-tuned models on two tasks: summarization and solving mathematical problems. For this purpose, we collect 200

wireless optimization problems and develop mathematical problems related to wireless communications to gain deeper insights and perform a more comprehensive evaluation (detailed in Appendix D).

Fig. 6(a) compares the summarization performance of the fine-tuned GPT-2 XL and LLaMA-2 7B models against baselines, using the ROUGE-1, ROUGE-2, and ROUGE-L metrics. The results, drawn from summarizing 200 published wireless optimization problems, demonstrate that fine-tuning substantially enhances the quality of the generated summaries. Notably, the fine-tuned LLaMA-2 7B model achieves pronounced improvements (+0.209 for both ROUGE-1 and ROUGE-L, and +0.193 for ROUGE-2), thereby surpassing the fine-tuned GPT-2 XL model and both base models. These findings underscore the effectiveness of domain-specific fine-tuning to generate more coherent, concise, and accurate summaries in complex technical fields such as wireless communications.

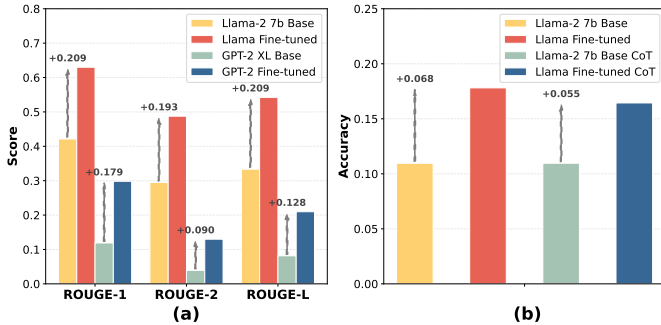


Figure 6: Performance gain comparisons for GPT-2 XL and LLaMA-2 7B models across summarization and mathematical problem-solving tasks.

Fig. 6(b) highlights the impact of fine-tuning LLaMA-2 7B models with wireless-related context on their ability to solve mathematical problems. Although the gains are more modest than those observed in summarization, fine-tuning still yields accuracy improvements (+0.068 with CoT reasoning and +0.055 without CoT). Interestingly, the direct influence of CoT alone remains limited, suggesting that integrating domain-specific training data contributes more meaningfully to improved model performance than the introduction of reasoning prompts. This indicates a promising avenue for future research, where more targeted fine-tuning strategies with specialized mathematical datasets on wireless communications, potentially combined with advanced reasoning techniques, could further improve model performance and reliability in the domain.

We also investigate how the models perform to determine the difficulty of the dataset in Fig. 7. Interestingly, the results show how models of varying sizes—large, medium, and small—assess question difficulty in the wireless communication dataset. Large models from the GPT-4 family show a balanced ability to classify questions across difficulty levels, with a peak at medium difficulty and some capacity to recognize harder questions. Medium-sized models (LLaMA2 and GPT2-XL) show a sharp decline in performance on hard questions, indicating limitations in handling more complex queries in this domain. Small models (GPT2-large) overwhelmingly label questions as easy or medium, with almost no questions catego-

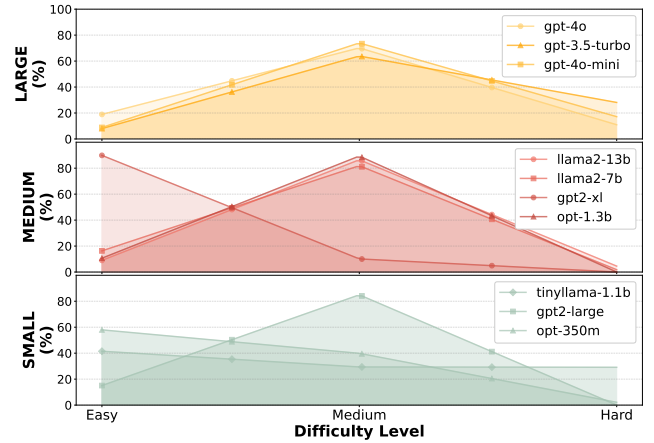


Figure 7: Comparison of difficulty distribution across LLMs.

rizied as hard, suggesting an underestimation of complexity in the dataset’s context. These observations highlight that, while larger models are better suited for understanding wireless communication tasks, their substantial computational demands and impracticality for local deployments limit their applicability. To address these limitations, our proposed approach, which integrates a specialized dataset and a fine-tuning strategy—offers an effective solution to enhance the performance of smaller and more practical language models.

VI. DISCUSSION

In this section, we provide more insights into scaling laws for fine-tuning LLMs and the challenges these models face in wireless communication.

A. Scaling Laws

Scaling laws describe the empirical relationships between a model’s parameter count, the volume of training data, and the computational resources utilized during fine-tuning. These relationships collectively determine the performance of the resulting model. Research indicates that increasing any of these factors typically leads to better performance [37]. However, this improvement exhibits diminishing returns, ultimately reaching a performance ceiling where additional scaling yields minimal gains in fine-tuning tasks. Scaling laws offer critical insights for guiding the training and fine-tuning strategies of LLMs [38]. The existing literature on scaling laws has concentrated on various fields, e.g. biomedical and computer science [34], [38], [39], but there remains a notable gap in evaluating how scaling laws apply to fine-tuning in the field of wireless communication. To the best of our knowledge, there has been limited research on the simulations of scaling laws and the challenges associated with applying LLMs to wireless communications.

We investigate the impact of rank r on performance gain in LoRA for wireless communications tasks, as demonstrated in Section IV. As illustrated in Fig. 8, while increasing the volume of wireless data generally enhances the performance of the model, it eventually approaches an inherent ceiling. This observation highlights that merely increasing data quantity is insufficient for sustained improvements. Instead, optimal fine-tuning requires high-quality data to ensure precise task

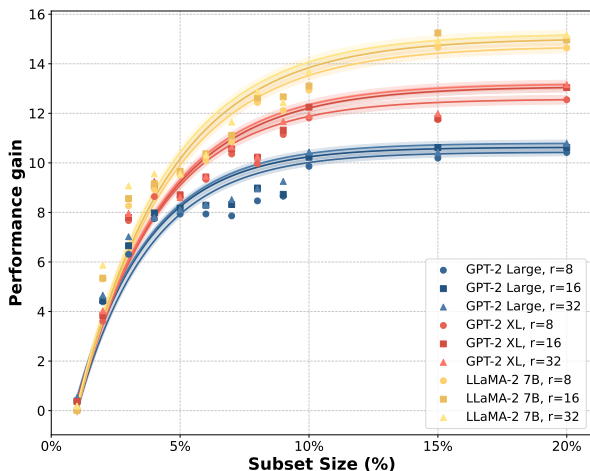


Figure 8: The performance scaling behavior of three different language models (GPT-2 Large, GPT-2 XL, and LLaMA-2 7B) across different subset sizes of training data.

alignment and effective training within the constraints of the performance ceiling. The result indicates that while all models benefit from more training data, the returns diminish after about 10-15% of the data. In addition, the performance gain for the different sizes of the models is limited when the value of r increases. In practice, it also suggests that the value of r can be set relatively small for computationally limited devices to balance computational load and performance.

B. Challenges for LLMs in Wireless Communications

Table III: Model performance across subject areas.

Model	Marketing	Social Science	History	Wireless Comm.
LLaMA 2 7B	0.284	0.271	0.210	0.121 ↓
LLaMA 2 13B	0.306	0.287	0.233	0.149 ↓
GPT-2 XL	0.406	0.374	0.322	0.325
GPT-3.5 turbo	0.612	0.603	0.457	0.364 ↓
GPT-4o-mini	0.840	0.831	0.669	0.640 ↓
GPT-4o	0.841	0.864	0.701	0.651 ↓

In Table III, we provide the performance of various LLMs across four domains: marketing, social science, history, and wireless communications. The datasets for marketing, social science, and history are generated using the proposed framework detailed in Section III. The results indicate that while models like GPT-4o achieve high accuracy in marketing (0.841), social science (0.864), and history (0.701), their performance decreases in wireless communications, with scores ranging from 0.121 for LLaMA 2 7B to 0.651 for GPT-4o. This consistent underperformance in the wireless communications domain highlights the challenges LLMs face with highly technical and specialized content, likely due to limited domain-specific knowledge and complex terminology. Moreover, increasing model size does not sufficiently bridge this performance gap, suggesting that targeted fine-tuning or the integration of specialized knowledge bases is necessary to enhance LLM efficacy in specialized fields.

In this light, our refined dataset generation and fine-tuning strategy aims to provide a clear and effective framework for

understanding and optimizing LLMs. This framework aims to leverage domain-specific data and customized training methods to enhance the adaptability, accuracy, and interpretability of LLMs in wireless communication applications. By systematically addressing the unique challenges of the field, our approach facilitates the development of more reliable and efficient models, thereby advancing the practical deployment of LLMs.

VII. CONCLUSION

This work introduces a domain-specific dataset designed to allow LLMs to address complex tasks in wireless communications by incorporating multi-hop reasoning and employing a theoretically justified PVI-based fine-tuning methodology. Our experimental validation on multiple benchmarks demonstrates the effectiveness of our approach, highlights notable improvements over existing methods, and establishes a strong foundation for the integration of LLMs into wireless networks. Future research could focus on expanding the dataset to include optimization problems and fostering advanced techniques such as convex optimization and machine learning-based methods. Additionally, enhancing multi-hop question generation tailored to interconnected concepts in wireless communications may further improve LLM reasoning capabilities, driving innovations in smarter, more efficient network designs.

APPENDIX A: ADDITIONAL SIMULATIONS

We provide an analysis of question length and difficulty levels in Fig. 9(a), graph relations of part of the entities extracted in Fig. 9(b), and K-means clustering analysis of PVI values of 100 randomly selected questions in Fig. 9(c).

APPENDIX B: EXAMPLE OF GENERATED QUESTIONS

We list one of the examples of the generated questions for the other subject demonstrated in Section III. Due to space limitations, we only show the true/false questions generated for the field of marketing in Fig. 10 to demonstrate the results in Table III. 2,000 multi-hop questions are generated for each subject area, including multiple-choice and true/false questions. For wireless communication-related questions, 2,000 questions are randomly selected from the generated dataset.

APPENDIX C: PROMPTS

We present the prompts used for data generation, evaluation, and curation in this study. The organization of prompts for each language model differs slightly. For example, when evaluating datasets with GPT-3.5 Turbo, GPT-4o-mini, and GPT-4o via the OpenAI API, the “system” and “user” prompts must be specified separately. However, the underlying conceptual framework for prompt remains consistent across models.

The Quiet-STaR [28] introduces a novel token-by-token sampling algorithm designed to optimize context representation during entity extraction and question integration. Although Quiet-STaR does not mandate a specific prompt template, the prompts utilized in this study, are designed to identify and mitigate biases that may arise the integration of




Figure 9: (a) Question length with difficulty level. Each point represents a single question with the corresponding question length and its normalized difficulty level (PVI). (b) Graph relations of entities in wireless communication. 35% of the entities are randomly selected to avoid overcrowding. (c) K-means clustering analysis of PVI values. The top plot shows the elbow method to determine the optimal number of clusters [40], [41]. The bottom plot clusters normalized PVI values into three groups.

<i>True/False</i>	
Question: Brand loyalty is primarily influenced by customer trust in product quality and reliability, and studies suggest that consumers are more likely to remain loyal to brands that focus on identity over product features in competitive markets.	
Entity: Brand Loyalty	Answer: False
Explanation: Brand loyalty is indeed influenced by customer trust in quality and reliability, but loyalty is often more strongly tied to product features and performance rather than just brand identity, especially in competitive markets where consumers are discerning about tangible benefits.	

Figure 10: Example question in the subject marketing.

questions derived from multiple entities. These prompts are constructed on a basis of the version of the methodological objectives of this paper. By leveraging this algorithm, LLMs autonomously enhance the integration of questions, leading to improvements in both coherence and representational accuracy.

To evaluate and address potential biases in the generated prompts, we define bias as follows.

<i>Prompt for bias check</i>
<pre> {"Task_description": "Determine whether there is bias from the integrated question and output 'FLAG'. If no bias detected, then output 'PASS'.", "Thinking_instructions": "Before answering, follow these steps for careful analysis:", "Steps": { "a": "Analyze the key points of the problem related to bias check.", "b": "Consider possible solutions.", "c": "Evaluate the advantages and disadvantages of each solution.", "d": "Select the best solution and provide a rationale."}, "Output_format": { "thinking_process": "Provide a detailed description of your thought process here.", "final_answer": "Provide an answer based on the thought process."}, "Notes": ["Ensure that the thought process is logically clear and steps are complete.", "If the initial idea is found to be incorrect, adjust it promptly.", "The final answer should naturally result from the thought process."]} </pre>

Figure 11: Prompt of determining the potential bias.

1) **Selection Bias:** Occurs when the integrated question disproportionately incorporates subquestions from specific paragraphs or topics, leading to an over-representation of certain contextual aspects while neglecting others.

- 2) **Contextual Bias:** Refers to the incorporation of assumptions about the subject matter into the integrated question, which may distort or misrepresent the information extracted from the source material.
- 3) **Order Bias:** Arises when the integration process prioritizes subquestions based on their order of appearance, thereby influencing the weighting of information from earlier or prominently positioned content.

APPENDIX D: MULTI-AGENTS FOR QUESTION GENERATION

Multi-agent systems for LLMs have been extensively explored in recent research [42]. These systems involve multiple LLMs working together to perform tasks such as reasoning, problem solving, and decision-making. The potential benefits of multi-agent systems include improved efficiency, innovation, and adaptability [43]. However, there is limited literature on generating synthetic datasets using the multi-agent framework. To create mathematical problems in wireless communications, we explore the methodology of generating synthetic maths problems by utilizing the proposed multi-agent framework. A concise summary of how the considered multi-agents interact to generate and refine mathematical problems related to NOMA systems is provided.

In the proposed framework, six specialized agents—**Solvix**, **ProbMaster**, **PrimeArchitect**, **Validata**, **RefineMaster**, and **ExploreEnhancer**—collaborate to produce high-quality NOMA-related mathematical problems. Each agent focuses on a specific stage of content generation, validation, or enhancement, ensuring that the final output is both mathematically rigorous and instructionally valuable.

- 1) **Solvix:** Generates accurate, step-by-step solutions for NOMA-related mathematical problems.
- 2) **ProbMaster:** Creates clear statements of NOMA-aligned mathematical problems from instructions or existing solutions.
- 3) **PrimeArchitect:** Develops diverse NOMA problems covering topics like power allocation and SINR calculations.

Prompt for entity extraction

*** Instructions:
Carefully read the following text related to **wireless communications**, then extract up to 1 wireless-related relevant technical term or keyword.

Prompt for generating answers

*** Instructions:
You are an AI assistant that answers **wireless communication** questions. Respond to the instruction directly. For true/false questions, ONLY respond with 'true' or 'false'. For multiple-choice questions, ONLY respond with 'a', 'b', 'c', or 'd'. DO NOT add additional explanations unless you are asked.

(a) Prompts of entity extraction and answer generation.

Prompt for question integration

```
if question_type == 'true/false':
    f"Based on the following contexts about wireless communications, generate a true/false question"
    f"related to '{entity}'."
    f"First, generate a primary statement (S1) based on the main context.\n"
    f"Then, generate a secondary statement (S2) based on the related context.\n"
    f"Finally, combine S1 and S2 into a single coherent multi-hop true/false statement that requires understanding both statements to evaluate its validity.\n"
    f"Context A:\n{context}\n"
    f"Context B:\n{related_text}\n"
    f"Format your response exactly as below:"
    f"Statement:\n[Integrated multi-hop statement here]\n"
    f"Answer:\n[True or False]"
elif question_type == 'multiple-choice':
    prompt = f"Based on the following contexts about wireless communications, generate an multiple-choice question "
    f"related to '{entity}'."
    f"First, generate a primary question (Q1) based on the main context.\n"
    f"Then, generate a secondary question (Q2) based on the related texts extracted.\n"
    f"Finally, merge Q1 and Q2 into a single coherent multi-hop multiple-choice question that requires understanding both questions to answer correctly.\n"
    f"Provide four options (A, B, C, D) with one correct answer.\n"
    f"Context A:\n{context}\n"
    f"Context B:\n{related_text}\n"
    f"Format your response exactly as below:"
    f"Question:\n[Integrated multi-hop question here]\n"
    f"Options:\nA. [Option A]\nB. [Option B]\nC. [Option C]\nD. [Option D]\n"
    f"Correct Answer:\n[Indicate the correct option, e.g., 'A']"
```

(b) Prompt for question integration.

Figure 12: Prompts of entity extraction, question answering, and question integration in Section III.

- 4) **Validata**: Validates problems and solutions for accuracy, adherence to NOMA principles, and clarity, providing detailed feedback to identify and rectify any inconsistencies or errors.
- 5) **RefineMaster**: Enhances problem statements and solutions based on Validata’s feedback, ensuring they remain challenging and educational.
- 6) **ExploreEnhancer**: Integrates advanced NOMA concepts into problems, increasing the diversity of questions without compromising solvability.

The workflow can be summarized as follows. The generation process begins with either direct question generation (**PrimeArchitect** or **ProbMaster**) or solution-first approach (**Solvix**, then **PrimeArchitect**). For direct question generation, the agent produces a mathematical problem statement aligned with the NOMA principles. This approach is straightforward but can lead to overly complex or incoherent questions that the model struggles to solve. The solution-first approach is for more challenging problems. The process starts with having **Solvix** produce a detailed, step-by-step solution. Once a coherent and correct solution is established, **PrimeArchitect** reverse-engineers the question from that solution. This ensures that the final problem is solvable, coherent, and aligned with NOMA-related constraints, improving the validity of the generated content. After a preliminary problem (or its

derived solution if applicable), **ExploreEnhancer** introduces advanced NOMA concepts. For instance, incorporating additional dimensions like imperfect SIC, user mobility, multi-cell interference, etc. Once a stable and validated problem and solution pair is obtained, **Validata** rigorously evaluates it for mathematical accuracy, NOMA principle adherence, and consistency.

To maintain the quality of the generated questions, we use GPT-4o-mini to filter out similar questions. Subsequently, domain experts review the questions, along with their corresponding explanations and answers, to further ensure the quality and mitigate hallucinations in LLMs. Ultimately, 73 questions are retained from an initial set of 200. We narrow the number of questions to 200 due to the high cost of the question generation, mainly because of the validation of the solutions for each instance and the communication between agents. For detailed prompts, please refer to the code on GitHub. In Fig. 13(b), we list more examples of generated questions.

Example Problem

In a NOMA system, the total available bandwidth is 10 MHz. If three users share the bandwidth using NOMA, what is the bandwidth available to each user?

Solution: In NOMA systems, all users share the entire available bandwidth simultaneously. Therefore, each user has access to the full bandwidth of 10 MHz.
Answer: 10 MHz

(a) Example question 2.

Example Problem

In a NOMA system, the cumulative distribution function (CDF) of the channel gain is $F(h) = 1 - e^{-h/\lambda}$. If the threshold SINR is γ , and the $\text{SINR} = (P h) / N_0$, derive the expression for the outage probability P_{out} in terms of P , N_0 , λ , and γ .

Solution: To derive the outage probability P_{out} in NOMA system, given: $\text{SINR}_1 = \sqrt{\frac{P_1 h_1}{P_2 h_1 + N_0}}$, where h_1 is exponentially distributed with mean λ , P_2 and N_0 are constants, and γ is the SINR threshold.
Outage Condition: Outage occurs when $\text{SINR}_1 < \gamma$, which translates to: $\sqrt{\frac{P_1 h_1}{P_2 h_1 + N_0}} < \gamma$. Solving for h_1 : $[P_1 h_1 < \gamma (P_2 h_1 + N_0)] [h_1 (P_1 - \gamma P_2) < \gamma N_0]$. Assuming $P_1 > \gamma P_2$, we have: $h_1 < \frac{\gamma N_0}{P_1 - \gamma P_2}$.
CDF of Exponential Distribution: $F(h_1) = 1 - e^{-h_1/\lambda}$. Thus, the outage probability is: $P_{\text{out}} = F(\frac{\gamma N_0}{P_1 - \gamma P_2}) = 1 - e^{-\frac{\gamma N_0}{\lambda(P_1 - \gamma P_2)}}$
Answer: $1 - e^{-\frac{\gamma N_0}{\lambda(P_1 - \gamma P_2)}}$

(b) Example question 3.

Figure 13: Combined figure showing Example questions 2 and 3.

It is noteworthy that type 2 example questions were evaluated using various state-of-the-art models. Some large models, including Falcon-40B, failed to produce correct answers, instead returning responses such as 3.33MHz. This indicates a lack of meaningful understanding of certain concepts in wireless communications. Additionally, although some advanced models, such as LLaMA 3.1 70B, initially provide correct answers, they tend to deliver incorrect responses when queried again using an interrogative tone.

REFERENCES

- [1] Y. Liu, C. Ouyang, Z. Ding, and R. Schober, "The road to next-generation multiple access: A 50-year tutorial review," *Proceedings of the IEEE*, pp. 1–49, 2024.
- [2] K. Wang, Z. Ding, D. K. C. So, and Z. Ding, "Age-of-information minimization in federated learning based networks with non-IID dataset," *IEEE Transactions on Wireless Communications*, vol. 23, no. 8, pp. 8939–8953, Aug. 2024.
- [3] G. He, S. Zhang, M. Feng, S. Li, and T. Jiang, "Age of incorrect information-aware data dissemination for distributed multi-agent systems," *IEEE Transactions on Wireless Communications*, vol. 23, no. 10, pp. 15 705–15 718, Oct. 2024.
- [4] J.-H. Lee, D.-H. Lee, J. Lee, and J. Pujara, "Integrating pre-trained language model with physical layer communications," *IEEE Transactions on Wireless Communications*, pp. 1–1, 2024.
- [5] R. Zhang *et al.*, "Interactive AI with retrieval-augmented generation for next generation networking," *IEEE Network*, pp. 1–1, 2024.
- [6] S. Alikhani, G. Charan, and A. Alkhateeb, "Large wireless model (LWM): A foundation model for wireless channels," 2024. [Online]. Available: <https://arxiv.org/abs/2411.08872>
- [7] H. Holm, "Bidirectional encoder representations from transformers (bert) for question answering in the telecom domain: Adapting a bert-like language model to the telecom domain using the electra pre-training approach," Master's thesis, KTH, School of Electrical Engineering and Computer Science (EECS), 2021.
- [8] A. Maatouk, F. Ayed, N. Piovesan, A. D. Domenico, M. Debbah, and Z.-Q. Luo, "TeleQnA: A benchmark dataset to assess large language models telecommunications knowledge," 2023. [Online]. Available: <https://arxiv.org/abs/2310.15051>
- [9] I. Karim *et al.*, "SPEC5G: A dataset for 5G cellular network protocol analysis," in *Findings of the Association for Computational Linguistics: IJCNLP-AACL 2023 (Findings)*, Nov. 2023, pp. 20–38. [Online]. Available: <https://aclanthology.org/2023.findings-ijcnlp.3>
- [10] B. Liu, X. Liu, S. Gao, X. Cheng, and L. Yang, "LLM4CP: Adapting large language models for channel prediction," *Journal of Communications and Information Networks*, vol. 9, no. 2, pp. 113–125, 2024.
- [11] Y. Bengio, J. Louradour, R. Collobert, and J. Weston, "Curriculum learning," ser. ICML '09, 2009, p. 41–48. [Online]. Available: <https://doi.org/10.1145/1553374.1553380>
- [12] K. Ethayarajh, Y. Choi, and S. Swayamdipta, "Understanding dataset difficulty with \mathcal{V} -usable information," in *Proceedings of the 39th International Conference on Machine Learning*, ser. Proceedings of Machine Learning Research, vol. 162. PMLR, 17–23 Jul 2022, pp. 5988–6008. [Online]. Available: <https://proceedings.mlr.press/v162/ethayarajh22a.html>
- [13] N. Xue *et al.*, "WDMoE: Wireless distributed large language models with mixture of experts," 2024. [Online]. Available: <https://arxiv.org/abs/2405.03131>
- [14] R. Zhang *et al.*, "Generative AI agents with large language model for satellite networks via a mixture of experts transmission," *IEEE Journal on Selected Areas in Communications*, pp. 1–1, 2024.
- [15] K. Zhao, Z. Yang, C. Huang, X. Chen, and Z. Zhang, "FedsLLM: Federated split learning for large language models over communication networks," 2024. [Online]. Available: <https://arxiv.org/abs/2407.09250>
- [16] F. Jiang, L. Dong, S. Tu, Y. Peng, K. Wang, K. Yang, C. Pan, and D. Niyato, "Personalized wireless federated learning for large language models," 2024. [Online]. Available: <https://arxiv.org/abs/2404.13238>
- [17] K. Qiu, S. Bakirtzis, I. Wassell, H. Song, J. Zhang, and K. Wang, "Large language model-based wireless network design," *IEEE Wireless Communications Letters*, pp. 1–1, 2024.
- [18] S. Roychowdhury, N. Jain, and S. Soman, "Unlocking telecom domain knowledge using llms," in *2024 16th International Conference on Communication Systems Networks (COMSNETS)*, 2024, pp. 267–269.
- [19] B. W. Lee, H. Cho, and K. M. Yoo, "Instruction tuning with human curriculum," 2024. [Online]. Available: <https://arxiv.org/abs/2310.09518>
- [20] J. Liu, Q. Wang, C.-Y. Lin, and H.-W. Hon, "Question difficulty estimation in community question answering services," in *Proceedings of the 2013 Conference on Empirical Methods in Natural Language Processing*, Oct. 2013, pp. 85–90. [Online]. Available: <https://aclanthology.org/D13-1009>
- [21] P. Rajpurkar, J. Zhang, K. Lopyrev, and P. Liang, "SQuAD: 100,000+ questions for machine comprehension of text," in *Proceedings of the 2016 Conference on Empirical Methods in Natural Language Processing*, Nov. 2016, pp. 2383–2392. [Online]. Available: <https://aclanthology.org/D16-1264>
- [22] F. Martínez-Plumed, R. B. Prudêncio, A. Martínez-Usó, and J. Hernández-Orallo, "Item response theory in AI: Analysing machine learning classifiers at the instance level," *Artificial Intelligence*, vol. 271, pp. 18–42, 2019. [Online]. Available: <https://www.sciencedirect.com/science/article/pii/S0004370219300220>
- [23] H. Zou, Q. Zhao, Y. Tian, L. Bariah, F. Bader, T. Lestable, and M. Debbah, "TelecomGPT: A framework to build telecom-specific large language models," 2024. [Online]. Available: <https://arxiv.org/abs/2407.09424>
- [24] K. Wang, Y. Liu, Z. Ding, A. Nallanathan, and M. Peng, "User association and power allocation for multi-cell non-orthogonal multiple access networks," *IEEE Transactions on Wireless Communications*, vol. 18, no. 11, pp. 5284–5298, Nov. 2019.
- [25] MediaWiki contributors, *MediaWiki Action API*, Wikimedia Foundation, 2024, accessed: 2024-11-21. [Online]. Available: https://www.mediawiki.org/wiki/API:Main_page
- [26] A. Broder, "On the resemblance and containment of documents," in *Proceedings. Compression and Complexity of SEQUENCES 1997 (Cat. No. 97TB100171)*, 1997, pp. 21–29.
- [27] J. Wu, L. Yang, Z. Wang, M. Okumura, and Y. Zhang, "Cofca: A step-wise counterfactual multi-hop QA benchmark," 2024. [Online]. Available: <https://arxiv.org/abs/2402.11924>
- [28] E. Zelikman, G. Harik, Y. Shao, V. Jayasiri, N. Haber, and N. D. Goodman, "Quiet-STaR: Language models can teach themselves to think before speaking," 2024. [Online]. Available: <https://arxiv.org/abs/2403.09629>
- [29] I. Loshchilov and F. Hutter, "Decoupled weight decay regularization," 2019. [Online]. Available: <https://arxiv.org/abs/1711.05101>
- [30] E. J. Hu, Y. Shen, P. Wallis, Z. Allen-Zhu, Y. Li, S. Wang, L. Wang, and W. Chen, "LoRA: Low-rank adaptation of large language models," 2021. [Online]. Available: <https://arxiv.org/abs/2106.09685>
- [31] A. Grattafiori *et al.*, "The llama 3 herd of models," 2024. [Online]. Available: <https://arxiv.org/abs/2407.21783>
- [32] J. Wei, X. Wang, D. Schuurmans, M. Bosma, B. Ichter, F. Xia, E. Chi, Q. Le, and D. Zhou, "Chain-of-thought prompting elicits reasoning in large language models," 2023. [Online]. Available: <https://arxiv.org/abs/2201.11903>
- [33] H. Lin *et al.*, "Selecting large language model to fine-tune via rectified scaling law," 2024. [Online]. Available: <https://arxiv.org/abs/2402.02314>
- [34] B. Isik, N. Ponomareva, H. Hazimeh, D. Paparas, S. Vassilvitskii, and S. Koyejo, "Scaling laws for downstream task performance of large language models," 2024. [Online]. Available: <https://arxiv.org/abs/2402.04177>
- [35] OpenAI, "Model index for researchers," <https://platform.openai.com/docs/model-index-for-researchers>, accessed: 10-Nov-2024.
- [36] P. Zhang, G. Zeng, T. Wang, and W. Lu, "TinyLlama: An open-source small language model," 2024. [Online]. Available: <https://arxiv.org/abs/2401.02385>
- [37] G. S. Samir Yitzhak Gadre *et al.*, "Language models scale reliably with over-training and on downstream tasks," 2024. [Online]. Available: <https://arxiv.org/abs/2403.08540>
- [38] W. S. Ran Xu *et al.*, "Bmretriever: Tuning large language models as better biomedical text retrievers," 2024. [Online]. Available: <https://arxiv.org/abs/2404.18443>
- [39] H. C. Robert Tinn *et al.*, "Fine-tuning large neural language models for biomedical natural language processing," *Patterns*, vol. 4, no. 4, p. 100729, 2023. [Online]. Available: <https://www.sciencedirect.com/science/article/pii/S2666389923000697>
- [40] Y. Lin, K. Wang, and Z. Ding, "Unsupervised machine learning-based user clustering in thz-noma systems," *IEEE Wireless Communications Letters*, vol. 12, no. 7, pp. 1130–1134, Jul. 2023.
- [41] J. Cui, Z. Ding, P. Fan, and N. Al-Dhahir, "Unsupervised machine learning-based user clustering in millimeter-wave-noma systems," *IEEE Transactions on Wireless Communications*, vol. 17, no. 11, pp. 7425–7440, Nov. 2018.
- [42] T. Guo, X. Chen, Y. Wang, R. Chang, S. Pei, N. Chawla, O. Wiest, and X. Zhang, "Large language model based multi-agents: A survey of progress and challenges," in *International Joint Conference on Artificial Intelligence*, 2024. [Online]. Available: <https://api.semanticscholar.org/CorpusID:267412980>
- [43] S. Han, Q. Zhang, Y. Yao, W. Jin, Z. Xu, and C. He, "LLM multi-agent systems: Challenges and open problems," *ArXiv*, vol. abs/2402.03578, 2024. [Online]. Available: <https://api.semanticscholar.org/CorpusID:267499950>