

# ON A VARIANT OF THE MINIMUM PATH COVER PROBLEM IN ACYCLIC DIGRAPHS: COMPUTATIONAL COMPLEXITY RESULTS AND EXACT METHOD

NOUR ELHOUDA TELLACHE AND ROBERTO BALDACCI

**ABSTRACT.** The Minimum Path Cover (MPC) problem consists of finding a minimum-cardinality set of node-disjoint paths that cover all nodes in a given graph. We explore a variant of the MPC problem on acyclic digraphs (DAGs) where, given a subset of arcs, each path within the MPC should contain at least one arc from this subset. We prove that the feasibility problem is strongly  $\mathcal{NP}$ -hard on arbitrary DAGs, but the problem can be solved in polynomial time when the DAG is the transitive closure of a path. Given that the problem may not always be feasible, our solution focuses on covering a maximum number of nodes with a minimum number of node-disjoint paths, such that each path includes at least one arc from the predefined subset of arcs. This paper introduces and investigates two integer programming formulations for this problem. We propose several valid inequalities to enhance the linear programming relaxations, employing them as cutting planes in a branch-and-cut approach. The procedure is implemented and tested on a wide range of instances, including real-world instances derived from an airline crew scheduling problem, demonstrating the effectiveness of the proposed approach.

## 1. INTRODUCTION

A *path cover* of a graph refers to a set of node-disjoint paths that collectively cover all the nodes of the graph. The Minimum Path Cover (MPC) problem involves determining a path cover with the smallest possible cardinality. The MPC problem and its various variants have been extensively studied due to their theoretical significance and their wide-ranging applications in fields such as program testing [1], code optimization [2], scheduling [3, 4, 5], bioinformatics [6, 7, 8, 9, 10], and many others.

The MPC problem is  $\mathcal{NP}$ -hard on arbitrary graphs since it generalizes the Hamiltonian path problem [11].  $\mathcal{NP}$ -hardness results have been established for specific graph classes, including planar cubic triply-connected graphs [12], chordal bipartite and chordal split graphs [13], and circle graphs [14]. However, polynomial-time algorithms exist for trees [15], interval graphs [16], cographs [17], block graphs [18], and cocomparability graphs [19]. One noteworthy positive result dates back to the 1950s and applies to acyclic digraphs (DAGs). This polynomial algorithm is based on the work of Dilworth [20] and Fulkerson [21] and involves finding a maximum matching in a bipartite graph constructed from the given DAG.

We study the following variant of the MPC problem on a DAG (denoted MPC-ARC): given a DAG  $G = (V, A)$  with node set  $V = \{1, 2, \dots, n\}$  and a subset  $\check{A}$  of the arc set  $A$ , we seek an MPC such that every path in the path cover has at least one arc from  $\check{A}$ . A path is *feasible* if it has an arc from  $\check{A}$ . We denote the problem of checking whether a graph has a path cover of feasible paths by FPC-ARC. Since MPC-ARC may not always be feasible, we focus on solutions to the problem of maximizing the number of covered nodes using a minimum number of feasible paths, which we refer to as MFC-ARC.

---

*Key words and phrases.* constrained minimum path cover; directed acyclic graphs; complexity; valid inequalities; separation problems; branch-and-cut.

The MPC-ARC problem arises naturally in various contexts, including the airline crew scheduling problem [22, 23]. Some scheduling systems aim to construct pilot schedules that minimize the number of pilots required to cover all flights. A schedule consists of a sequence of pairings (i.e., sequences of flights starting and ending at the same crew base) that must comply with airline regulations, collective agreements, and pre-assigned duties. Among these constraints is the requirement that each schedule includes a rest block of at least  $r$  consecutive days off. We can associate a graph with this problem, where each node represents a pairing, and an arc exists between two pairings if they can be operated sequentially. The resulting graph is acyclic, and if the arcs spanning more than  $r$  days are identified as the set  $\check{A}$ , then a feasible schedule for a pilot corresponds to a path in the graph that includes at least one arc from  $\check{A}$ . Note that although crew scheduling is subject to numerous constraints, analyzing the complexity of the problem with this specific rest-block constraint provides insight into the minimal components that contribute to the hardness of the crew scheduling problem.

Several constrained path problems, with or without the requirement to cover all nodes in DAGs have been investigated in the literature. Ntafos and Hakimi [1] demonstrated that finding a minimum-cardinality set of paths covering “required pairs” of nodes (i.e., ensuring that for each required pair, at least one path contains both nodes of the pair) is  $\mathcal{NP}$ -hard. They also presented a polynomial-time algorithm for the case of “required paths” (i.e., ensuring that for each required path, at least one path contains the required path as a subpath). Note that neither of these problems requires covering all the nodes in the DAG. The authors also introduced the concept of “must paths”. They proved that finding a minimum-cardinality set of paths covering all nodes while respecting must-path constraints (i.e., for each must path originating from node  $i$ , a path visiting  $i$  should contain the must path as a subpath) can be solved in polynomial time. Finally, they examined the problem of finding a minimum-cardinality set of paths covering all nodes while adhering to “impossible paths” constraints (i.e., ensuring no path contains any impossible path) and showed that this problem is  $\mathcal{NP}$ -hard. Beerenwinkel et al.[24] explored the “required pairs” problem introduced in [1] and analyzed the complexity based on a parameter characterizing the pairs called the “overlapping degree”. They also investigated the same problem with the additional constraint that all nodes should be covered; they showed that it is  $\mathcal{NP}$ -hard to decide if there exists a solution consisting of at most three paths, and they gave a polynomial-time algorithm for computing a solution with at most two paths. In parallel to this work, Rizzi et al.[9] studied two generalizations of the “required paths” and “required pairs” problems. They found that the generalization of the former problem and its weighted version can be solved in polynomial time. In generalizing the latter, which involves covering pairs of subpaths, the authors proved that even if the problem remains  $\mathcal{NP}$ -hard, it is fixed-parameter tractable in the total number of constraints. In all the mentioned works, the paths are not necessarily disjoint.

While other variants of constrained path problems on DAGs have been addressed in the literature and some algorithms have been proposed (see, e.g., [8, 7]), we have not identified any results that could inform the complexity of MPC-ARC.

The main contributions of this paper can be summarized as follows:

- We demonstrate that the FPC-ARC problem is strongly  $\mathcal{NP}$ -hard on arbitrary DAGs. However, when restricted to transitive closures of paths, MPC-ARC can be solved in polynomial time.
- We develop two mathematical formulations for MFC-ARC. Notably, one formulation incorporates “infeasible path elimination” constraints.

- We derived several valid inequalities to strengthen the formulations and investigated the corresponding separation problems. The resulting separation algorithms are integrated into a branch-and-cut exact solution approach.
- We conducted extensive computational experiments on various instance sets to validate the effectiveness of the proposed exact method and the classes of valid inequalities.

The paper is organized as follows: The next section investigates the computational complexity of MPC-ARC. Section 3 presents two mathematical formulations for MFC-ARC, followed by Section 4 describing valid inequalities. Section 5 presents the exact algorithm. Section 6 reports the results of an extensive computational analysis on various instance sets. Finally, Section 7 concludes the study and outlines future research directions. Additional details about the computational results are reported in the appendix.

## 2. COMPLEXITY RESULTS

In this section, we establish that the FPC-ARC problem is strongly  $\mathcal{NP}$ -hard on general DAGs. However, when restricted to the transitive closures of paths, the MPC-ARC problem becomes solvable in polynomial time. The following theorems formalize these results.

**Theorem 1.** *FPC-ARC is  $\mathcal{NP}$ -hard in the strong sense for arbitrary DAGs.*

*Proof.* We prove this result using a reduction from the 3-dimensional matching problem (3-DM), which is known to be  $\mathcal{NP}$ -complete in the strong sense (see, e.g., [11]). It is defined as follows. Given three disjoint sets  $X$ ,  $Y$  and  $Z$  each of size  $q$ , and a set  $M \subseteq X \times Y \times Z$  of triples. Is there a subset  $M' \subseteq M$  of  $q$  triples such that each element of  $X \cup Y \cup Z$  is contained in exactly one of these triples?

Given an arbitrary instance of 3-DM, we construct an instance of our problem as follows. Let  $X = \{x_1, x_2, \dots, x_q\}$ ,  $Y = \{y_1, y_2, \dots, y_q\}$  and  $Z = \{z_1, z_2, \dots, z_q\}$ . For each triple  $m = (x_i, y_j, z_k) \in M$ , we construct the graph  $G_m = (V_m, A_m)$ , called a *gadget*, depicted in Figure 1. The set  $V_m$  contains 4 “internal” nodes  $\{a_1^m, a_2^m\} \cup \{b_1^m, b_2^m\}$  that are adjacent to the nodes of  $G_m$  only, and 3 “external” nodes  $x_i, y_j$  and  $z_k$  that can be shared with the other gadgets. The graph  $G = (V, A)$  is obtained from the union of all the gadgets  $G_m$  as follows:

$G = (V, A) = \left( \bigcup_{m \in M} V_m, \bigcup_{m \in M} A_m \right)$  and the arcs of  $\check{A}$  are the dashed arcs. Note that the

graphs Given an arbitrary instance of 3-DM, we construct an instance of our problem as follows. Let  $X = \{x_1, x_2, \dots, x_q\}$ ,  $Y = \{y_1, y_2, \dots, y_q\}$  and  $Z = \{z_1, z_2, \dots, z_q\}$ . For each triple  $m = (x_i, y_j, z_k) \in M$ , we construct the graph  $G_m = (V_m, A_m)$ , called a *gadget*, depicted in Figure 1. The set  $V_m$  contains 4 “internal” nodes  $\{a_1^m, a_2^m\} \cup \{b_1^m, b_2^m\}$  that are adjacent to the nodes of  $G_m$  only, and 3 “external” nodes  $x_i, y_j$  and  $z_k$  that can be shared with the other gadgets. The graph  $G = (V, A)$  is obtained from the union of all the gadgets  $G_m$  as follows:

$G = (V, A) = \left( \bigcup_{m \in M} V_m, \bigcup_{m \in M} A_m \right)$ . The set of arcs  $\check{A}$  consists of the dashed arcs within the gadgets  $G_m$ , and it is defined as  $\check{A} = \bigcup_{m \in M} \{(x_i, a_1^m), (a_1^m, a_2^m), (b_1^m, b_2^m)\}$ . Thus,  $|\check{A}| = 3|M|$ . Note

that each gadget  $G_m$  is acyclic, and it can be verified that the union graph  $G$  is also acyclic.

We show that 3-DM has a solution if and only if there exists a solution to FPC-ARC.

First assume that 3-DM has a solution  $M'$ . For each  $m' = (x_{i'}, y_{j'}, z_{k'}) \in M'$ , the nodes of  $G_{m'}$  are covered by a single path of the form  $(x_{i'}, a_1^{m'}, y_{j'}, b_1^{m'}, z_{k'}, a_2^{m'}, b_2^{m'})$ , this path is feasible since it includes the arc  $(x_{i'}, a_1^{m'}) \in \check{A}$ . To complete the path cover, we must account for the remaining nodes, the internal nodes of the  $|M| - q$  triples of  $\in M \setminus M'$ . Let  $m \in M \setminus M'$  be

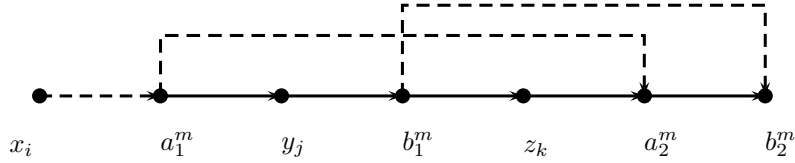


FIGURE 1. Gadget  $G_m = (V_m, A_m)$

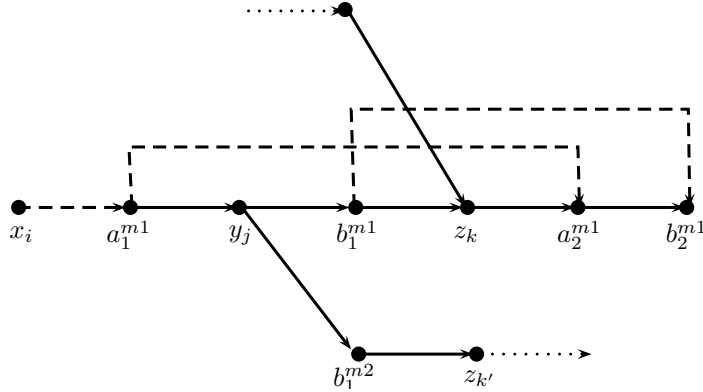


FIGURE 2. Path of two different gadgets  $G_{m_1}$  and  $G_{m_2}$

one of these triples. The nodes of  $m$  can be covered by two paths  $(a_1^m, a_2^m)$  and  $(b_1^m, b_2^m)$ . These paths are also feasible since they are arcs from  $\check{A}$ .

Conversely, we assume that **FPC-ARC** has a solution. Observe that the only way to cover the nodes of  $Z$  with a path containing an arc from  $\check{A}$  is by a path, say  $P$ , starting from a node of  $X$ , followed by an internal node of the form  $a_1^{m_1}$ , a node from  $Y$ , an internal node of the form  $b_1^{m_2}$  and a node from  $Z$ . Since the paths are disjoint, we are left, after covering all the nodes of  $Z$ , with at least  $4(|M| - q)$  internal nodes. By construction of the gadgets, these nodes cannot be covered by less than  $2(|M| - q)$  feasible node-disjoint paths. On the other hand, the remaining arcs of  $\check{A}$  after covering all the nodes of  $Z$  are:  $|\check{A}| - (3q + \sum_{i=1}^q (|M_i| - 1)) = 3|M| - 3q - |M| + q = 2(|M| - q)$ , where  $M_i = \{(x, y, z) \in M : x = x_i\}$ . Therefore, the path  $P$  should also pass by the internal nodes of the form  $a_2^{m_3}$  and  $b_2^{m_3}$ , otherwise the remaining arcs of  $\check{A}$  cannot cover the remaining internal nodes.

Let  $M'$  be the set of triples corresponding to the paths having the form of  $P$  and covering all the nodes of  $X \cup Y \cup Z$ . It is clear that  $|M'| = q$ , and the triples are mutually disjoint.

We finish the proof by showing that  $M' \subseteq M$ . We proceed by contradiction. Suppose that there exists a triple in  $M'$  which is not in  $M$ , the corresponding path includes necessarily two internal nodes  $a_1^{m_1}$  and  $b_1^{m_2}$  not of the same triple (see Figure 2). Thus, the only way to cover  $a_2^{m_1}$  is a path containing  $z$  of the triple  $m_1$ . This path should not include  $b_2^{m_1}$ ; otherwise,  $b_1^{m_1}$  cannot be covered by any path containing an arc from  $\check{A}$ . Therefore, we have a path starting from a node of  $X$  and containing six nodes rather than seven. This requires more than  $2(|M| - q)$  feasible node-disjoint paths to cover all the remaining internal nodes, which contradicts the previous conclusions. We have, therefore,  $M' \subseteq M$ , and the theorem follows.  $\square$

Theorem 1 implies that **MPC-ARC** is also  $\mathcal{NP}$ -hard in the strong sense for arbitrary DAGs. The restricted problem of the crew scheduling problem described in the introduction, which

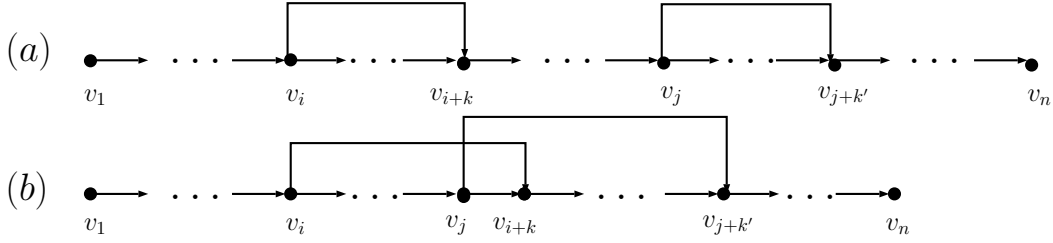


FIGURE 3. Feasible cases

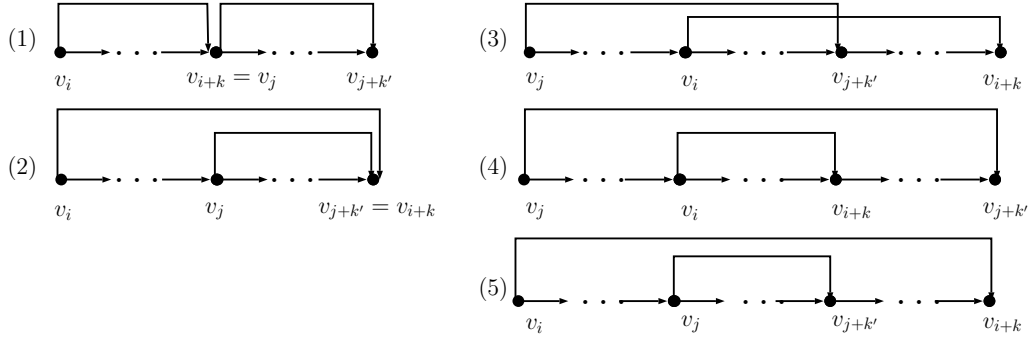


FIGURE 4. Infeasible cases

incorporates the rest block constraint, can be seen as a particular case of MPC-ARC. We refer to this problem as CS-MPC-ARC. In CS-MPC-ARC, the underlying DAG is transitive: if pairing  $p_j$  can be operated after pairing  $p_i$ , and pairing  $p_k$  can be operated after pairing  $p_j$ , then  $p_k$  can also be operated after  $p_i$ . Additionally, the arcs in  $\check{A}$  follow a structured pattern: if an arc connecting pairings  $p_i$  and  $p_j$  is in  $\check{A}$ , then all arcs connecting any pairing  $p_l$  that precedes (or coincides with)  $p_i$  and any pairing  $p_k$  that succeeds (or coincides with)  $p_j$  are also in  $\check{A}$ .

Although the complexity of CS-MPC-ARC remains open, we show in the following theorem that MPC-ARC becomes tractable for transitive closures of paths—a specific case of CS-MPC-ARC. However, from the experiments conducted in Section 6 on CS-MPC-ARC instances provided by Air France, it seems that the problem is likely not tractable. If this observation is confirmed with a proof, it would imply that adding the rest block constraint to the crew scheduling problem renders it  $\mathcal{NP}$ -hard, thereby shedding light on the minimal components responsible for the computational complexity of crew scheduling problems.

**Theorem 2.** *MPC-ARC can be solved in polynomial time on DAGs that are transitive closures of paths.*

*Proof.* Let  $P$  be a path given by the node sequence  $(v_1, \dots, v_n)$ , and  $G = (V, A)$  be the transitive closure of  $P$  defined by the set of vertices  $V = \{v_1, \dots, v_n\}$  and set of arcs  $A = \{(v_i, v_j) : 1 \leq i < j \leq n\}$ . One can check that  $G$  is a DAG. Let  $\check{A}$  be a non-empty subset of  $A$ . If  $\check{A}$  has at least one arc of the form  $(v_i, v_{i+1})$  with  $i \in \{1, \dots, n-1\}$ , the path  $P$  is the solution of the MPC-ARC problem on  $G$ .

We assume now that the arcs of  $\check{A}$  are of the form  $(v_i, v_{i+k})$  with  $i = 1, \dots, n-2$ ,  $k > 1$  and  $i+k \leq n$ . Observe that, in this case, any optimal solution has at least two paths since any path including an arc  $(v_i, v_{i+k}) \in \check{A}$  cannot cover the nodes  $v_{i+1}, \dots, v_{i+k-1}$ . If there exist in  $\check{A}$  two arcs of the form  $(v_i, v_{i+k})$  and  $(v_j, v_{j+k'})$  with  $i+k < j$  (resp. with  $i+k = j+1$ ), an optimal solution is formed by the two paths  $(v_1, \dots, v_i, v_{i+k}, v_{j+1}, \dots, v_{j+k'-1})$  and  $(v_{i+1}, \dots, v_{i+k-1}, v_{i+k+1}, \dots, v_j, v_{j+k'}, \dots, v_n)$  (resp.  $(v_1, \dots, v_i, v_{i+k}, \dots, v_{j+k'-1})$  and  $(v_{i+1}, \dots, v_j, v_{j+k'}, \dots, v_n)$ ), see Figure 3.(a) (resp. (b)).

We finish the proof by showing that the remaining cases are not feasible. If  $\check{A}$  contains only one arc  $(v_i, v_{i+k})$ , the nodes  $v_{i+1}, \dots, v_{i+k-1}$  cannot be covered by any feasible path. We consider now the cases with  $|\check{A}| > 2$ . Suppose by contradiction that the problem admits a feasible solution  $S$  and let  $(v_i, v_{i+k})$  be an arc of  $\check{A}$  that is in a path of  $S$ . To cover the nodes  $v_{i+1}, \dots, v_{i+k-1}$ , we need a feasible path passing through an arc  $(v_j, v_{j+k'})$  of  $\check{A}$ . Figure 4 presents the remaining possible positions of any two arcs of  $\check{A}$ . If the two arcs share one endpoint (see cases (1) and (2) of Figure 4), the resulting paths are not disjoint. If  $\{i+1, i+k-1\} \cap \{j+1, j+k'-1\} \neq \emptyset$  (see cases (3), (4) and (5) of Figure 4), there is at least one node in  $\{v_{i+1}, \dots, v_{i+k-1}\}$  that cannot be covered by the path that uses  $(v_j, v_{j+k'})$ . This contradicts the fact that  $S$  is feasible since it does not cover all the nodes of  $G$ . □

### 3. PATH-FLOW BASED MATHEMATICAL FORMULATIONS

In this section, we describe two mathematical formulations for the MFC-ARC problem: three-index path flow (§3.1) and two-index path flow (§3.2) formulations. The formulations are inspired by classical formulations designed for routing problems, which have been proven effective in developing exact branch-and-cut solution approaches for vehicle routing problems (refer to, for example, [25]).

For the sake of the formulations, we introduce graph  $\bar{G} = (\bar{V}, \bar{A})$  derived from graph  $G$  by adding dummy nodes 0 and  $\bar{n} = n+1$ , i.e.,  $\bar{V} = \{0\} \cup V \cup \{\bar{n}\}$ . The set of arcs  $\bar{A}$  is defined as  $\bar{A} = \{(0, i) : i \in V\} \cup A \cup \{(i, \bar{n}) : i \in V\}$ . To each path  $P = (v_1, v_2, \dots, v_h)$  in  $G$  starting at node  $v_1$ , visiting nodes  $\{v_1, v_2, \dots, v_h\} \subseteq V$ , and ending at node  $v_h$  is associated a path  $\bar{P} = (0, v_1, v_2, \dots, v_h, \bar{n})$  in  $\bar{G}$  visiting the same set of nodes of  $P$  and starting and ending at nodes 0 and  $\bar{n}$ , respectively.

Hereafter, the following notation is used. If  $(i, j)$  represents an arc, it is *outgoing* from node  $i$  and *incoming* to node  $j$ . The arc  $(i, j)$  is incident to both nodes  $i$  and  $j$ , where  $i$  is the *start* node, and  $j$  is the *end* node of the arc.

For any subset  $S \subseteq \bar{V}$ , the *outgoing* arcs of set  $S$  are denoted  $\delta^+(S) = \{(i, j) \in \bar{A} : i \in S, j \in \bar{V} \setminus S\}$  and similarly  $\delta^-(S) = \{(i, j) \in \bar{A} : i \in \bar{V} \setminus S, j \in S\}$  for *incoming* arcs. If  $S = \{i\}$ ,  $\delta^+(i)$  and  $\delta^-(i)$  are used for simplicity.

**3.1. A three-index path flow formulation.** Let  $c_a$ ,  $a \in \bar{A}$ , be a cost associated with arc  $a$  defined as follows:  $c_a = 1$ , if  $a = (0, i)$ ; otherwise,  $c_a = -|V|$ . We denote with  $K$  the index set  $K = \{1, \dots, m\}$ , where  $m \leq |\check{A}|$  is an upper bound on the number of paths of an optimal solution to the MFC-ARC. Let  $x_a^k$ ,  $k \in K$ ,  $a \in \bar{A}$ , be a binary variable equal to one if arc  $a$  is traversed by path  $k$ , 0 otherwise.

The MFC-ARC can be formulated as follows:

$$(F1) \quad \min \sum_{k \in K} \sum_{a \in \bar{A}} c_a x_a^k \quad (1a)$$

$$\text{s.t.} \quad \sum_{a \in \delta^+(0)} x_a^k \leq 1, \quad \forall k \in K \quad (1b)$$

$$\sum_{k \in K} \sum_{a \in \delta^-(i)} x_a^k \leq 1, \quad \forall i \in V \quad (1c)$$

$$\sum_{a \in \delta^-(i)} x_a^k = \sum_{a \in \delta^+(i)} x_a^k, \quad \forall k \in K, i \in V \quad (1d)$$

$$\sum_{a \in \check{A}} x_a^k \geq \sum_{a \in \delta^+(0)} x_a^k, \quad \forall k \in K \quad (1e)$$

$$x_a^k \in \{0, 1\}, \quad \forall a \in \bar{A}. \quad (1f)$$

The objective function (1a) states to maximize the number of covered nodes and to minimize the number of selected paths. Indeed, the cost of a path  $\bar{P} = (0, v_1, v_2, \dots, v_h, \bar{n})$  in  $\bar{G}$  is equal to  $1 - h|V|$ . The cost of a solution composed of a collection of  $q \leq m$  paths  $(\bar{P}_1, \bar{P}_2, \dots, \bar{P}_q)$  visiting  $p_1, p_2, \dots, p_q$  nodes from set  $V$ , respectively, is equal to  $q - (\sum_{s=1}^q p_s)|V|$ . Constraints (1b) ensure that each index  $k$  is associated with at most one arc leaving node 0. Constraints (1c) state that, at most, one arc can enter a node in  $V$ . Constraints (1d) impose degree constraints for nodes in  $V$ . Finally, constraints (1e) impose that each path in solution contains at least one arc from set  $\check{A}$ .

A trivial upper bound on the number of paths of any optimal MPC-ARC solution can be derived from formulation F1 by first redefining the index set  $K = \{1, \dots, |\check{A}|\}$ , and then by solving the following linear program:

$$\max \sum_{k \in K} \sum_{a \in \delta^+(0)} x_a^k \quad (2a)$$

$$\text{s.t.} \quad (1b) - (1e) \quad (2b)$$

$$x_a^k \geq 0, \quad \forall a \in \bar{A}. \quad (2c)$$

Let  $z$  be the optimal solution cost of the above problem. Then,  $m = \lfloor z \rfloor$  represents a valid upper bound.

**3.2. A two-index path flow formulation.** Given a path  $\bar{P} = (v_0 = 0, v_1, v_2, \dots, v_h, v_{h+1} = \bar{n})$  in  $\bar{G}$ , path  $\bar{P}$  is *feasible* if it traverses at least one arc in  $\check{A}$ , i.e., there exists a pair of nodes  $\{v_p, v_{p+1}\} \subseteq \{v_1, v_2, \dots, v_h\}$  such that  $(v_p, v_{p+1}) \in \check{A}$ ; otherwise, the path is termed *infeasible*. Let  $y_a$ ,  $a \in \bar{A}$ , be a binary variable equal to one if arc  $a$  is used in the solution, zero otherwise.

The MFC-ARC can be formulated as follows:

$$(F2) \quad \min \sum_{a \in \bar{A}} c_a y_a \quad (3a)$$

$$\text{s.t.} \quad \sum_{a \in \delta^-(i)} y_a \leq 1, \quad \forall i \in V \quad (3b)$$

$$\sum_{a \in \delta^-(i)} y_a = \sum_{a \in \delta^+(i)} y_a, \quad \forall i \in V \quad (3c)$$

$$\sum_{i=0}^h y_{(v_i, v_{i+1})} \leq h, \quad \forall \text{ infeasible path } \bar{P} \quad (3d)$$

$$y_a \in \{0, 1\}, \quad \forall a \in \bar{A}. \quad (3e)$$

The objective function (3a) states to maximize the number of covered nodes and to minimize the number of selected paths. Constraints (3b) are degree constraints imposing that each node  $i \in V$  is covered at most once. Constraints (3c) are flow conservation constraints. The Infeasible Path Constraints (IPCs) (3d) forbid infeasible paths to be part of the solution.

#### 4. CLASSES OF VALID INEQUALITIES

Consider the polytope  $\mathcal{P}_{\text{MFC-ARC}} = \text{conv}\{y \in \mathbb{R}^{|\bar{A}|} : y \text{ satisfies (3b) -- (3e)}\}$  defined as the convex hull of the characteristic vectors of all feasible paths on graph  $\bar{G}$  associated with formulation F2. This section investigates classes of valid inequalities for  $\mathcal{P}_{\text{MFC-ARC}}$ .

Firstly, the following proposition holds.

**Proposition 1** (Trivial Constraint (TIC)). *The following inequality is valid for  $\mathcal{P}_{\text{MFC-ARC}}$ .*

$$\sum_{a \in \bar{A}} y_a \geq \sum_{a \in \delta^+(0)} y_a. \quad (4)$$

Its validity follows directly from the fact that the number of arcs in the solution belonging to set  $\bar{A}$  must be greater than or equal to the number of selected paths in the solution.

Below, we investigate additional classes of valid inequalities based on valid inequalities designed for related problems to the MFC-ARC.

**4.1. Tournament constraints.** In their work [26], the authors proposed various valid inequalities for the Asymmetric Traveling Salesman Problem with Time Windows (ATSPTW), particularly *infeasible path-elimination constraints*. They introduced the basic form of constraints (3d) used by formulation F2, along with several possibilities for enhancing these inequalities. Among these enhancements are the *tournament constraints*, which provide valid inequalities for  $\mathcal{P}_{\text{MFC-ARC}}$ .

The tournament constraints strengthen the IPCs (3d) as follows. By abuse of notation, we assume that variables  $y_{(v_i, v_j)}$  are indexed over all the pairs  $v_i, v_j \in \bar{V}$ ,  $v_i \neq v_j$ , but they appear in the corresponding expressions only for node pairs  $(v_i, v_j) \in \bar{A}$ .

Consider an infeasible path  $\bar{P} = (v_0 = 0, v_1, v_2, \dots, v_h, v_{h+1} = \bar{n})$  in  $\bar{G}$ .

**Proposition 2** (Tournament Constraints I (TC-I)). *The following inequality is valid for  $\mathcal{P}_{\text{MFC-ARC}}$ .*

$$\sum_{i=0}^h \sum_{j=i+1}^{h+1} y_{(v_i, v_j)} \leq h. \quad (5)$$

*Proof.* We observe that since  $\delta^+(v_i) \leq 1$ ,  $i = 0, \dots, h$ , in any optimal MFC-ARC solution, we have  $\sum_{j=i+1}^{h+1} y_{(v_i, v_j)} \leq 1$ ,  $i = 0, \dots, h$ . Hence, if  $\sum_{i=0}^h \sum_{j=i+1}^{h+1} y_{(v_i, v_j)} > h$ , then  $\sum_{j=i+1}^{h+1} y_{(v_i, v_j)} = 1$ ,



$i = 0, \dots, h$  and we must have  $y_{(v_i, v_{i+1})} = 1$ ,  $i = 0, \dots, h$ , which is a contradiction due to infeasibility of path  $\bar{P}$ .  $\square$

The authors introduced in [26] several lifting procedures. Most of these procedures rely on the existence of bidirectional paths between nodes, a condition not met in the context of the MFC-ARC problem due to its DAG. However, the  $V$ -lifting procedure proposed in [26] can be adapted to the MFC-ARC problem as follows.

**Proposition 3** (Tournament Constraints II (TC-II)). *Consider an infeasible path  $\bar{P} = (v_0 = 0, v_1, v_2, \dots, v_h, v_{h+1} = \bar{n})$  and a node  $v_k \notin \{0, v_1, \dots, v_h, \bar{n}\}$  such that path  $\bar{P}' = (0, v_1, \dots, v_l, v_k, v_{l+1}, \dots, v_h, \bar{n})$ , with  $v_l \neq 0$  and  $v_{l+1} \neq \bar{n}$ , is infeasible for a certain  $v_l$ . Then*

$$\left( \sum_{i=0}^h \sum_{j=i+1}^{h+1} y_{(v_i, v_j)} \right) + y_{(v_l, v_k)} + y_{(v_k, v_{l+1})} + y_{(v_l, v_{l+1})} \leq h + 1 \quad (6)$$

is valid for  $\mathcal{P}_{\text{MFC-ARC}}$ .

*Proof.* The inequality is derived by applying the  $V$ -lifting procedure described in [26] on the infeasible paths  $\bar{P}$  and  $\bar{P}'$ . More specifically, given nodes  $v_l$ ,  $v_k$  and  $v_{l+1}$  such that  $v_l \neq 0$  and  $v_{l+1} \neq \bar{n}$ , we first observe that the following inequality is satisfied by any optimal MFC-ARC solution:

$$y_{(v_l, v_k)} + y_{(v_k, v_{l+1})} + 2y_{(v_l, v_{l+1})} \leq 2. \quad (7)$$

Indeed, if node  $v_l$  is visited in a solution, at most once of the paths  $(v_l, v_k, v_{l+1})$  and  $(v_l, v_{l+1})$  can be part of the solution. We derive a new inequality by a linear combination of the TC-I inequality (5) defined on path  $\bar{P}$ , the TC-I inequality (5) defined on path  $\bar{P}'$  and inequality (7) weighting the inequalities by scalar  $\frac{1}{2}$ . We obtain:

$$\left( \sum_{i=0}^h \sum_{j=i+1}^{h+1} y_{(v_i, v_j)} \right) + \left( \frac{1}{2} \sum_{i=0}^{l-1} y_{(v_i, v_k)} \right) + y_{(v_l, v_k)} + y_{(v_k, v_{l+1})} + y_{(v_l, v_{l+1})} + \left( \frac{1}{2} \sum_{i=l+2}^{h+1} y_{(v_k, v_i)} \right) \leq h + \frac{3}{2}. \quad (8)$$

The left-hand side is integer-valued by rounding down the terms at the left-hand side with coefficients  $\frac{1}{2}$ . Hence, the right-hand-side coefficient  $h + \frac{3}{2}$  can be rounded down to the integer coefficient  $h + \lfloor \frac{3}{2} \rfloor = h + 1$ , thus deriving inequality (6).  $\square$

**4.2.  $\check{A}$ -reachability constraints.** For each node  $i$  in  $\bar{V}$ , we define the  $\check{A}$ -reaching arc set  $\check{A}_i^-$  as a subset of  $\check{A}$  such that there exists a path from each arc of  $\check{A}_i^-$  to  $i$ . Similarly, we define the  $\check{A}$ -reachable arc set  $\check{A}_i^+$  as a subset of  $\check{A}$  such that there exists a path from  $i$  to each arc of  $\check{A}_i^+$ .

**Proposition 4.** *Let  $(i, j) \in \bar{A} \setminus \check{A}$ , the following inequality is valid for  $\mathcal{P}_{\text{MFC-ARC}}$ .*

$$\sum_{a \in \check{A}_i^-} y_a + \sum_{a \in \check{A}_j^+} y_a \geq y_{(i, j)}. \quad (9)$$

*Proof.* By definition of a feasible path and the sets  $\check{A}_i^-$  and  $\check{A}_j^+$ , any path covering  $(i, j)$  must include at least one arc from  $\check{A}_i^- \cup \check{A}_j^+$ . Therefore, if  $(i, j)$  is selected, at least one arc from  $\check{A}_i^- \cup \check{A}_j^+$  must also be selected.  $\square$

Inequalities (9) can be strengthened, as stated by the following proposition. To simplify notations, we introduce the auxiliary variables  $z_i = \sum_{a \in \delta^-(i)} y_a$ ,  $\forall i \in V$ , which equals 1 if node  $i$  is covered and 0 otherwise.

**Proposition 5** ( $\check{A}$ -Reachability Constraints (A-RC)). *Let  $i \in V$ , the following inequality is valid for  $\mathcal{P}_{\text{MFC-ARC}}$ .*

$$\sum_{a \in \check{A}_i^-} y_a + \sum_{a \in \check{A}_i^+} y_a \geq z_i. \quad (10)$$

*Proof.* By definition of a feasible path and the sets  $\check{A}_i^-$  and  $\check{A}_i^+$ , any path covering  $i$  must include at least one arc from  $\check{A}_i^- \cup \check{A}_i^+$ . Therefore, if  $i$  is selected, at least one arc from  $\check{A}_i^- \cup \check{A}_i^+$  must also be selected.  $\square$

Two nodes  $i$  and  $j$  are *conflicting* if and only if there does not exist a path in  $\bar{G}$  that passes through the two nodes. If nodes  $i$  and  $j$  are conflicting nodes and part of a solution, the two nodes are covered by node-disjoint paths. Let  $T \subseteq V$  be a set of conflicting nodes, and  $\check{A}_T^- = \bigcup_{i \in T} \check{A}_i^-$  and  $\check{A}_T^+ = \bigcup_{i \in T} \check{A}_i^+$  be the sets of all  $\check{A}$ -reaching and  $\check{A}$ -reachable arcs of the nodes in  $T$ , respectively.

**Proposition 6** (Generalized  $\check{A}$ -Reachability Constraints (A-GRC)). *The following inequality is valid for  $\mathcal{P}_{\text{MFC-ARC}}$ .*

$$\sum_{a \in \check{A}_T^-} y_a + \sum_{a \in \check{A}_T^+} y_a \geq \sum_{i \in T} z_i. \quad (11)$$

*Proof.* Since the nodes in  $T$  can be covered only by node-disjoint paths, the number of selected arcs from  $\check{A}_T^-$  and  $\check{A}_T^+$  must be at least equal to the number of covered nodes from  $T$ .  $\square$

**4.3. Reachability cuts.** The simple  $(\pi, \sigma)$ -inequality, introduced in [27], defines constraints for ordered pairs of nodes  $i$  and  $j$  in the precedence-constrained asymmetric traveling salesman problem. These constraints specify that a path from  $i$  to  $j$  can only traverse a specific subset of arcs determined by precedence constraints. In [26], the authors proposed an enhancement of the  $(\pi, \sigma)$ -inequality tailored for the ATSP<sub>TW</sub>, where time-window restrictions further constrain the feasible arcs. Building upon this idea, in [28], the authors extended the concept to the vehicle routing problem with time windows (VRPTW) to derive a new class of valid inequalities called reachability cuts or R-cuts. Unlike ATSP<sub>TW</sub>, VRPTW does not necessarily require visiting all nodes on a single route. The authors in [28] recognized that since all paths pass through the depot, it is feasible to mandate paths in both directions between the depot and any other node. This insight led to the adaptation of these cuts to the MFC-ARC problem, as described in the following.

For each  $i \in V$ , let  $A_i^-$  (resp.  $A_i^+$ ) be the set of arcs of all feasible paths of the form  $(0, \dots, i)$  (resp.  $(i, \dots, \bar{n})$ ). We refer to these sets as the *reaching arc set* for  $A_i^-$  and the *reachable arc set* for  $A_i^+$ . For any subset  $T \subseteq V$ , we define  $A_T^- = \bigcup_{i \in T} A_i^-$ , similarly  $A_T^+ = \bigcup_{i \in T} A_i^+$ .

**Proposition 7** (Reaching Constraints (RC $\pm$ )). *For any set  $S \subseteq V$  and any subset  $T \subseteq S$  of conflicting nodes, the following inequality is valid for  $\mathcal{P}_{\text{MFC-ARC}}$ .*

$$\sum_{a \in \delta^-(S) \cap A_T^-} y_a + \sum_{a \in \delta^+(S) \cap A_T^+} y_a \geq \sum_{i \in T} z_i. \quad (12)$$

*Proof.* The selected nodes from  $T$  must be reached from node 0 or reach node  $\bar{n}$  via node-disjoint feasible paths. Consequently, the number of selected arcs from  $A_T^-$  crossing the cutset  $(\bar{V} \setminus S : S)$  plus the number of selected arcs from  $A_T^+$  crossing the cutset  $(S : \bar{V} \setminus S)$  must be at least equal to the number of selected nodes from  $T$ .  $\square$

For each  $i \in V$ , let  $\dot{A}_i^-$  (resp.  $\dot{A}_i^+$ ) be the set of arcs of all partial paths of the form  $(0, \dots, i)$  (resp.  $(i, \dots, \bar{n})$ ) that are part of a feasible path from 0 to  $\bar{n}$ . Based on the RC $\pm$ , the following inequalities are also valid, whose proofs rely on a similar argument of the proof of Proposition 7.

**Proposition 8** (Reaching Constraints (RC-)). *For any set  $S \subseteq V$  and any subset  $T \subseteq S$  of conflicting nodes, the following inequality is valid for  $\mathcal{P}_{\text{MFC-ARC}}$ .*

$$\sum_{a \in \delta^-(S) \cap \dot{A}_T^-} y_a \geq \sum_{i \in T} z_i. \quad (13)$$

**Proposition 9** (Reachable Constraints (RC+)). *For any set  $S \subseteq V$  and any subset  $T \subseteq S$  of conflicting nodes, the following inequality is valid for  $\mathcal{P}_{\text{MFC-ARC}}$ .*

$$\sum_{a \in \delta^+(S) \cap \dot{A}_T^+} y_a \geq \sum_{i \in T} z_i. \quad (14)$$

**4.4. Generalized cut constraints.** [29] introduced the generalized cut constraints (GCUTs) for the VRPTW. In GCUTs, a binary indicator  $\gamma_{ij}$  is defined for each pair of nodes  $i$  and  $j$ . This indicator is set to 1 if a feasible path exists in the form  $(0, \dots, i, \dots, j, \dots, \bar{n})$ , and 0 otherwise. For a given node set  $S$ , let  $\Pi(S) = \{i \in V \setminus S : \gamma_{ij} = 0 \text{ for all } j \in S\}$ .

**Proposition 10** (Generalized cut constraints (GCUTs)). *For a given set  $S \subset V$  and a conflicting set  $T \subset S$ , the following inequality is valid for  $\mathcal{P}_{\text{MFC-ARC}}$ .*

$$\sum_{i \in (V \setminus S) \setminus \Pi(T), j \in S \setminus \Pi(T)} y_{(i,j)} \geq \sum_{i \in T} z_i. \quad (15)$$

One can observe that (15) is dominated by (12). Each arc on the left-hand side of (12) also appears on the left-hand side of (15). Specifically, for every arc  $a = (i, j)$  where  $(i, j) \in A_i^-$ , we have  $i$  and  $j$  not in  $\Pi(T)$ . However, there might be arcs in the left-hand side of (15) that are not considered in (12). For instance, if  $T = \{k\}$ ,  $i \notin S$ , and  $j \in S$ , feasible paths of the form  $(0, \dots, i, k)$  and  $(0, \dots, j, k)$  could exist, but there might not be a feasible path to  $k$  that includes  $(i, j)$ , especially if  $\dot{A} = \{(i, k), (j, k)\}$ . Consequently,  $y_{(i,j)}$  appears in the left-hand side of (15) but not in (12).

## 5. EXACT BRANCH-AND-CUT ALGORITHM

This section describes a branch-and-cut (BC) algorithm for solving the MFC-ARC based on formulation F2 strengthened with the different valid inequalities described in the previous section.

The algorithm was developed within the Gurobi framework using Gurobi callback functions. These functions allow the programmer to customize the general approach embedded in Gurobi extensively. For instance, one can select the next node to explore in the enumeration tree, choose the branching variable, define a problem-dependent branching scheme, incorporate their cutting planes, apply custom heuristic methods, and more. For additional details about the usage of these callback functions, readers can refer to the documentation of the Gurobi callable library [30]. Our work focused on designing and implementing separation algorithms for the various cuts and leveraging [30] callback functions to handle user constraints.

**5.1. Separation routines.** In this section, we describe the separation algorithms for the classes of inequalities listed in Section 4.

Given a solution  $y^* \in \mathbb{R}^{|\bar{A}|}$  of the Linear Programming (LP) relaxation of formulation F2, let  $G_{y^*} = (\bar{V}, \{(i, j) \in \bar{A} : y_{ij}^* > 0\})$  be the *support graph* associated with solution  $y^*$ , and let  $z_i^* = \sum_{a \in \delta^+(i)} y_a^*$ , for all  $i \in V$ . Clearly, graph  $G_{y^*}$  is a DAG.

We first observe that the TIC (4) can be easily separated in polynomial time.

*IPCs (3d)*. The separation problem associated with the IPCs asks for finding a path  $\bar{P}^* = (v_0 = 0, v_1, v_2, \dots, v_h, v_{h+1} = \bar{n})$  in  $G_{y^*} \setminus \check{A}$  such that  $\bar{P}^* = \arg \max_{\bar{P} \text{ in } G_{y^*}} \{ \sum_{i=0}^h y_{(v_i, v_{i+1})}^* - h \}$ . Since  $G_{y^*}$  is acyclic, the path  $\bar{P}^*$  can be computed in polynomial time by finding the longest path in the graph  $G_{y^*}$  from node 0 to node  $\bar{n}$ , using the cost matrix  $[u_{ij}]$ , where the cost of arc  $(i, j)$  is computed as  $u_{ij} = y_{ij}^* - 1$ . Let  $\alpha$  be the optimal solution cost of the longest path (if any). If  $\alpha + 1 > 0$ , then a violated IPC is found, and path  $\bar{P}^*$  corresponds to the path maximizing the violation of the constraints.

*TC-I (5) and TC-II (6)*. To separate the TC-I, we employ the same separation procedure used for the IPCs to identify any violated IPC. The resulting inequality (if found) is then lifted to derive the corresponding TC-I. TC-II inequalities are also derived from a violated IPC by iteratively checking for the existence of a node  $v_k$  not belonging to the IPC. If adding this node to the path results in another IPC violation, a TC-II inequality is generated for each violated IPC found during these iterations, along with the corresponding TC-I inequality.

*A-RC (10) and A-GRC (11)*. We first need to determine the  $\check{A}$ -reaching and  $\check{A}$ -reachable arc sets for each  $i \in V$ . We perform a Depth-First Search (DFS) in  $\bar{G}$ . For each arc in  $\check{A}$ , we check whether a path exists from this arc to a node  $i$ ; if such a path exists, we add the arc to  $\check{A}_i^-$ . Similarly, for each arc in  $\check{A}$ , we check whether a path exists from a node  $i$  to this arc; if such a path exists, we add the arc to  $\check{A}_i^+$ .

The separation problem associated with the A-GRCs (11) consists of finding a set  $T^*$  of conflicting nodes in  $\bar{G}$  such that  $T^* \in \arg \max_{T \subset V} \{ \sum_{i \in T} z_i^* - \sum_{a \in \check{A}_T^- \cup \check{A}_T^+} y_a^* \}$ . Let  $\tilde{G}_w = (\bar{V}, \tilde{E})$  be a weighted graph constructed from  $\bar{G}$  as follows. The node set remains  $\bar{V}$ . The edge set  $\tilde{E}$  includes the edge  $\{i, j\}$  if and only if a path exists from  $i$  to  $j$  or from  $j$  to  $i$  in  $\bar{G}$ . The weight of each node  $i \in \bar{V}$  is given by  $W(i) = z_i^* - \sum_{a \in \check{A}_i^- \cup \check{A}_i^+} y_a^*$ . Observe that a set of conflicting nodes in  $\bar{G}$  corresponds to an independent set in  $\tilde{G}_w$ . Therefore, the exact separation of the A-GRCs (11) requires finding an independent set  $T^*$  in  $\tilde{G}_w$  that maximizes  $\sum_{i \in T^*} z_i^* - \sum_{a \in \check{A}_{T^*}^- \cup \check{A}_{T^*}^+} y_a^*$ .

We adapt a greedy heuristic, namely **GWMIN**, proposed in [31] for the maximum weighted independent set problem. The **GWMIN** heuristic selects a node  $i$  that maximizes  $W(i)/(d_{\tilde{G}_w^h}(i) + 1)$ , where  $d_{\tilde{G}_w^h}(i)$  is the degree of  $i$  in  $\tilde{G}_w$  during the  $h^{\text{th}}$  iteration. After selecting node  $i$ , it and its neighbors are removed from the graph. This process repeats until no nodes remain, and the selected nodes form the independent set to be returned.

We modify this heuristic to separate the A-GRCs (11) to account for the arcs of  $\check{A}$  that are shared between the selected nodes. Specifically, at each iteration, when a node  $i$  is selected, we update the weights of the remaining nodes  $j$  with  $(\check{A}_i^- \cup \check{A}_i^+) \cap (\check{A}_j^- \cup \check{A}_j^+) \neq \emptyset$ . The updated weight for node  $j$  is calculated as  $z_j^* - \sum_{a \in (\check{A}_j^- \cup \check{A}_j^+) \setminus (\check{A}_i^- \cup \check{A}_i^+)} y_a^*$ . Let  $W^*$  be the weight of the independent set found. If  $W^* > 0$ , then a violated A-GRC is identified.

In the implementations, we also explored an alternative approach using the exact algorithm provided in Cliquer [32] to find a maximum-weight independent set in  $\tilde{G}_w$ .

$RC\pm$  (12). The identification of  $A_i^-$  and  $A_i^+$  for each  $i \in V$  is also based on DFS. After running this algorithm, we examine each arc  $(j, k) \in \bar{A}$  to check whether there is a path from  $k$  to  $i$  and whether there exists an arc  $(u, v) \in \bar{A}$  such that there is a path from  $v$  to  $j$ , or a path from  $k$  to  $u$  and from  $v$  to  $i$ . If these conditions are met, the arc  $(j, k)$  is included in  $A_i^-$ . The set  $A_i^+$  is computed similarly.

For a given set of conflicting nodes  $T$ , the separation of  $RC\pm$  (12) consists of finding a set  $S^* \subseteq \bar{V}$  such that  $S^* \in \arg \min_{S \subseteq \bar{V}.s.t.S \supseteq T} \left\{ \sum_{a \in \delta^-(S) \cap A_T^-} y_a^* + \sum_{a \in \delta^+(S) \cap A_T^+} y_a^* \right\}$ . We show in the following that finding a set  $S^*$  reduces to solving two maximum flow problems derived from the two components of the latter expression.

Let  $\tilde{G}_1$  be the graph with node set  $\bar{V}$  and arc set  $A_T^- \cup \{(i, \bar{n}) : i \in T\}$ . Each arc  $(i, j) \in A_T^-$  is assigned a capacity  $y_{ij}^*$ , while each arc in  $\{(i, \bar{n}) : i \in T\}$  has an infinite capacity. Similarly, let  $\tilde{G}_2$  be the graph with node set  $\bar{V}$  and arc set  $A_T^+ \cup \{(0, i) : i \in T\}$ . Each arc  $(i, j) \in A_T^+$  is assigned a capacity  $y_{ij}^*$ , and each arc in  $\{(0, i) : i \in T\}$  has an infinite capacity.

Given a minimum cut in  $\tilde{G}_1$ , define  $S_1^*$  as the set of nodes on the sink side of the cut, excluding both isolated nodes in  $\tilde{G}_1$  and the sink itself. Clearly,  $S_1^*$  is an element of the set  $\arg \min_{S \subseteq \bar{V}.s.t.S \supseteq T} \left\{ \sum_{a \in \delta^-(S) \cap A_T^-} y_a^* \right\}$ . Similarly, for a minimum cut in  $\tilde{G}_2$ , define  $S_2^*$  as the set of nodes on the source side of the cut, excluding both isolated nodes in  $\tilde{G}_2$  and the source. Clearly,  $S_2^*$  is an element of the set  $\arg \min_{S \subseteq \bar{V}.s.t.S \supseteq T} \left\{ \sum_{a \in \delta^+(S) \cap A_T^+} y_a^* \right\}$ . The following proposition holds.

**Proposition 11.**  $S_1^* \cup S_2^* \in \arg \min_{S \subseteq \bar{V}.s.t.S \supseteq T} \left\{ \sum_{a \in \delta^-(S) \cap A_T^-} y_a^* \right\}$  and  $S_1^* \cup S_2^* \in \arg \min_{S \subseteq \bar{V}.s.t.S \supseteq T} \left\{ \sum_{a \in \delta^+(S) \cap A_T^+} y_a^* \right\}$ .

*Proof.* First, observe that no node  $i \in \bar{V} \setminus T$  can be incident to arcs in both  $A_T^-$  and  $A_T^+$  simultaneously. If this were the case, there would be a path from some node in  $T$  to  $i$  and another path from  $i$  to a node in  $T$ . This would either contradict the fact that the nodes in  $T$  are conflicting (if the two nodes in  $T$  are different) or violate the acyclic nature of the graph (if the two nodes in  $T$  are the same). On the other hand, by construction of  $S_1^*$  and  $S_2^*$ , all nodes in  $S_1^* \setminus T$  are incident to arcs in  $A_T^-$ , and all nodes in  $S_2^* \setminus T$  are incident to arcs in  $A_T^+$ .

Notice that  $(S_1^* \cup S_2^*) \setminus S_1^* = S_2^* \setminus T$ , so all nodes in  $(S_1^* \cup S_2^*) \setminus S_1^*$  cannot be incident to any arcs in  $A_T^-$ . Consequently,  $\sum_{a \in \delta^-(S_1^* \cup S_2^*) \cap A_T^-} y_a^* = \sum_{a \in \delta^-(S_1^*) \cap A_T^-} y_a^*$ . Similarly,  $(S_1^* \cup S_2^*) \setminus S_2^* = S_1^* \setminus T$ , so all nodes in  $(S_1^* \cup S_2^*) \setminus S_2^*$  cannot be incident to any arcs in  $A_T^+$ . Therefore,  $\sum_{a \in \delta^+(S_1^* \cup S_2^*) \cap A_T^+} y_a^* = \sum_{a \in \delta^+(S_1^*) \cap A_T^+} y_a^*$ .  $\square$

From this proposition, we can conclude that  $S_1^* \cup S_2^* \in \arg \min_{S \subseteq \bar{V}.s.t.S \supseteq T} \left\{ \sum_{a \in \delta^-(S) \cap A_T^-} y_a^* + \sum_{a \in \delta^+(S) \cap A_T^+} y_a^* \right\}$ . Thus,  $S^*$  can be determined by solving two maximum flow problems in  $\tilde{G}_1$  and  $\tilde{G}_2$ .

For the computation of  $T$ , we use in the experiments the greedy heuristic GWMIN [31] and the exact algorithm from Cliquer [32], and compared the results obtained in both cases.

$RC-$  (13) and  $RC+$ (14). The identification of  $\hat{A}_i^-$  and  $\hat{A}_i^+$  for each  $i \in \bar{V}$  is also based on DFS. To determine  $\hat{A}_i^-$ , we first check if there is a path from  $i$  to an arc in  $\bar{A}$ . If such a path exists, then  $\hat{A}_i^-$  includes all arcs  $(i, k) \in \bar{A}$  for which a path from  $k$  to  $i$  exists. Otherwise,  $\hat{A}_i^- = A_i^-$ , where  $A_i^-$  is determined as described in Section 5.1. The set  $\hat{A}_i^+$  is identified similarly.

We employ the separation procedure proposed in [28] to separate  $RC-$  (13) and  $RC+$ (14). For a given set of conflicting nodes  $T$ , the separation problem for  $RC-$  (13) involves finding a set  $S^* \subseteq \bar{V}$  such that  $S^* \in \arg \min_{S \subseteq \bar{V}.s.t.S \supseteq T} \left\{ \sum_{a \in \delta^-(S) \cap \hat{A}_T^-} y_a^* \right\}$ .

To find this set, we construct a graph with the node set  $\bar{V}$  and the arc set  $\bar{A}_T \cup \{(i, \bar{n}) : i \in T\}$ . Each arc  $(i, j) \in \bar{A}_T$  is assigned a capacity of  $y_{ij}^*$ , while each arc in  $\{(i, \bar{n}) : i \in T\}$  is given infinite capacity. Finding  $S^*$  corresponds to finding a minimum cut in this graph. After solving the maximum flow problem with 0 as the source and  $\bar{n}$  as the sink, the nodes on the sink side of the minimum cut constitute the set  $S^*$ . If the maximum flow value is less than  $\sum_{i \in T} z_i^*$ , then a violated RC- is identified. The separation of RC+(14) is performed similarly.

In the experiments, we compute set  $T$  using the greedy heuristic GWMIN [31] and the exact algorithm from Cliquer [32], similar to the previous classes of cuts, and compare the results obtained with each approach.

**5.2. Separation, branching, and node selection strategies.** When the solution to the LP relaxation at a given node is integral, Gurobi invokes the `Callback` method to assess its feasibility. If an IPC or a TIC is identified, the constraints are added to the master problem using the `addLazy` function.

When an LP relaxation is solved and the node is not pruned, the current master solution is examined to identify any violated inequalities. Based on preliminary computational experiments, the inequalities are separated in the following order according to their computational complexity: (1) IPC, TC-I, and TC-II; (2) A-GRC; (3) RC $\pm$ , RC-, and RC+. If any of these procedures generate a cutting plane, the subsequent routines are bypassed. For all three variants, IPC and TIC are included as lazy cuts. Note that TIC, if added, is included only once. When violated inequalities are identified, they are incorporated into the master problem using the `addCut` function.

Following the results of preliminary experiments, we have adopted the “lowest first” strategy as our node-selection rule.

## 6. COMPUTATIONAL EXPERIMENTS

This section presents the results of the BC algorithm described in Section 5. Additionally, the Appendix 7 presents detailed results from the runs of various BC algorithm variants, along with the results of formulation F1. All the implementations were done in C++ on a machine equipped with an 11<sup>th</sup> Gen Intel<sup>®</sup> Core<sup>™</sup> i5-11500 @ 2.70GHz  $\times$  12 processor and 32 GiB of RAM. We used the Gurobi 11.0.2 solver [30].

In Section 6.1, we describe the test instances, and in Section 6.2, we present the results obtained for these sets, including the effectiveness of root node cuts and details about the best-performing BC variant for each set.

**6.1. Instances.** We considered three sets of instances: A, B, and C. Set A, and C were randomly generated, while set B was derived from real-world instances of the crew scheduling problem at Air France, as used in [23].

The instances of A are generated as follows. We first construct a complete DAG (transitive closure of a path) with  $n$  nodes. Then, we remove arcs randomly from the graph with probability  $(1 - p_a)$ , provided that the resulting graph remains connected. The arcs of  $\tilde{A}$  are subsequently selected from  $A$  randomly with probability  $p_{a'}$ . All random selections in this process follow a uniform distribution.

When running the exact BC algorithm on this set of instances, we observed that it consistently produces optimal solutions, particularly when  $p_{a'} \geq 0.2$ . We attribute this to enough arcs in  $\tilde{A}$  that are uniformly distributed in the DAG, allowing the optimal MPC solution to be easily transformed into a feasible solution under  $\tilde{A}$ -related constraints by adding only a few lazy cuts in most cases. Based on this observation, we divided these instances into two groups:

TABLE 1. Characteristics of instance sets A.1 and C

$n$	$p_a$	$p_{a'}$	$\#inst$	A.1		C	
				Average number of arcs	Average number of arcs in $\check{A}$	Average number of arcs	Average number of arcs in $\check{A}$
100	0.2	0.2	5	975.8	201.0	976.6	195.0
		0.5	5	1,000.8	493.0	969.2	484.2
		0.8	5	982.0	788.4	976.0	780.4
	0.5	0.2	5	2,478.4	493.6	2,497.8	499.0
		0.5	5	2,463.2	1,235.4	2,473.0	1,236.2
		0.8	5	2,463.8	1,958.6	2,584.2	2,067.0
	0.8	0.2	5	3,960.2	770.8	3,971.0	793.8
		0.5	5	3,947.6	1,974.2	4,008.8	2,004.0
		0.8	5	3,941.0	3,147.2	3,980.8	3,184.4
300	0.2	0.2	5	8,906.0	1,793.8	8,934.8	1,786.2
		0.5	5	9,010.8	4,470.6	8,910.4	4,454.6
		0.8	5	8,973.0	7,200.4	8,931.4	7,144.2
	0.5	0.2	5	22,414.0	4,511.0	22,347.4	4,468.8
		0.5	5	22,441.8	11,222.6	22,356.6	11,177.2
		0.8	5	22,432.4	17,932.6	22,385.4	17,907.2
	0.8	0.2	5	35,864.4	7,237.4	35,738.8	7,146.8
		0.5	5	35,905.8	17,980.0	35,780.8	17,889.8
		0.8	5	35,897.6	28,738.8	35,759.6	28,607.0
500	0.2	0.2	5	25,024.2	4,976.4	24,897.4	4,978.8
		0.5	5	25,055.6	12,538.6	24,841.0	12,419.8
		0.8	5	24,948.4	19,950.2	24,920.2	19,935.4
	0.5	0.2	5	62,469.4	12,541.8	62,289.8	12,456.4
		0.5	5	62,551.2	31,307.8	62,206.0	31,101.6
		0.8	5	62,511.0	50,029.2	62,246.6	49,795.2
	0.8	0.2	5	99,836.0	19,922.6	99,609.0	19,920.2
		0.5	5	99,783.8	49,714.8	99,679.0	49,838.4
		0.8	5	99,861.0	79,831.4	99,724.0	79,775.8

group A.1, containing instances with  $p_{a'} \geq 0.2$ , and group A.2 with  $p_{a'} < 0.2$ . In the second group, the number of arcs in  $\check{A}$  is between 3 and 19, making it difficult to guarantee the existence of an MPC. For each combination of  $(n, p_a, p_{a'})$  in A.1, five instances were generated. In contrast, for group A.2, 150 instances were generated, from which the five most difficult instances were selected based on the variant of the BC algorithm that uses only lazy constraints of type IPCs and TIC. In set A.1, we considered all the combinations of  $n \in \{100, 300, 500\}$  and  $p_a, p_{a'} \in \{0.2, 0.5, 0.8\}$ , yielding a total of 135 instances. In set A.2, we also considered  $n \in \{100, 300, 500\}$  and  $p_a \in \{0.2, 0.5, 0.8\}$ , while  $p_{a'}$  varied from 0.01 to 0.0001, giving a total of 45 instances across nine groups. The characteristics of sets A.1 and A.2 are summarized in Tables 1 and 2, respectively, where  $\#inst$  denotes the number of instances in each group.

TABLE 2. Characteristics of instance set A.2

$n$	$p_a$	$p_{a'}$	$\#inst$	Average number of arcs	Average number of arcs in $\check{A}$
100	0.2	0.01	5	994.4	10.0
	0.5	0.005	5	2,479.8	10.6
	0.8	0.001	5	3,971.0	5.0
300	0.2	0.001	5	8,966.4	10.4
	0.5	0.0003	5	22,434.4	6.8
	0.8	0.0001	5	35,888.4	6.2
500	0.2	0.0003	5	24,982.2	8.0
	0.5	0.0003	5	62,414.6	17.0
	0.8	0.0001	5	99,821.6	7.6

TABLE 3. Characteristics of instance set B

Group	$\#inst$	$n$	Average number of arcs	Average number of arcs in $\check{A}$
$G_1$	5	85	2,267.4	1,480.8
$G_2$	5	150	7,168.4	4,507.4
$G_3$	5	160	8,269.0	5,109.6
$G_4$	5	210	14,326.8	9,301.2
$G_5$	5	240	18,843.8	11,958.4
$G_6$	5	270	23,611.8	14,958.4
$G_7$	5	300	28,721.8	18,386.0
$G_8$	1	500	79,519.0	52,037.0

The second set of instances, B, is derived from the crew scheduling instances at Air France used in [23]. These instances are grouped into eight categories, each containing five instances, except for the last group, which contains one instance. Within each group, all instances share the same number of pairings (a pairing is a sequence of flights starting and ending at the same crew base) for a given month. Each pairing is characterized by a start and end time. The DAG for each instance is constructed as follows: each pairing is represented by a node, and there is an arc between two nodes,  $i$ , and  $j$ , if the end time of  $i$  precedes the start time of  $j$ . Additionally, two nodes are introduced: one representing the start of the month, with arcs directed from this node to all other nodes, and another representing the end of the month, with arcs directed from all other nodes to this end-month node. The arcs in  $\check{A}$  are those in  $A$  spanning more than seven consecutive days. Table 3 summarizes the characteristics of set B, which contains 36 instances.

We observed that all instances in set B have a DAG  $G = (V, A)$  with density around 60% (calculated as  $100 \times |A| / (|V|(|V| - 1)/2)$ ) and a sparsity of  $\check{A}$  around 60% (calculated as  $100 \times (|\check{A}|/|A|)$ ). To evaluate the performance of our algorithms on instances with comparable characteristics but varying DAG densities and different levels of sparsity of  $\check{A}$ , we generated the instances of set C. These instances were designed to simulate the airline crew scheduling problem. Initially, time intervals were generated, each with start and end times within a one-month



horizon. The duration of these intervals was adjusted according to the desired DAG density: lower densities required longer intervals, resulting in fewer arcs between the corresponding nodes. We began with shorter span durations for the arcs in  $\check{A}$  and incrementally increased this value until the required sparsity was achieved. As with set A, we generated five instances for each combination of  $(n, p_a, p_{a'})$ , considering  $n \in \{100, 300, 500\}$  and  $p_a, p_{a'} \in \{0.2, 0.5, 0.8\}$ , resulting in a total of 135 instances. The characteristics of the instances of this set are summarized in Table 1.

In the rest of this section, we refer to different groups of instances using the notation  $(n, p_a, p_{a'})$ . Note that graphs with parameters  $p_a$  and  $p_{a'}$  have a density around  $(100 \times p_a)\%$  and a sparsity of  $\check{A}$  around  $(100 \times p_{a'})\%$ .

To summarize, the main features of the generated set of instances are as follows:

- Set A.1: 135 randomly generated using a uniform distribution, with arc density and sparsity of  $\check{A}$  approximately set to  $\{20\%, 50\%, 80\%\}$ .
- Set A.2: 45 randomly generated using a uniform distribution, with arc density values around 20%, 50%, 80% and very low sparsity in  $\check{A}$ , where the number of arcs ranges from 3 to 19.
- Set B: 36 real-world instances with transitive DAGs, where arcs in  $\check{A}$  have a specific distribution in the DAG, and the arc density and sparsity of  $\check{A}$  are around 60%.
- Set C: 135 randomly generated to resemble the instances in set B, with arc density and sparsity of  $\check{A}$  set to values around  $\{20\%, 50\%, 80\%\}$ .

**6.2. Results.** This section presents the results of the BC algorithm applied to the three sets of instances. Section 6.2.1 discusses the effectiveness of the various cuts applied at the root node across all sets, while Section 6.2.2 details the results of the best-performing BC variant for each set.

Let  $\overline{F2}$  represent formulation F2 without constraints (3d). By removing these constraints,  $\overline{F2}$  reduces the problem to covering a maximum number of nodes using a minimum number of paths. We further define  $\overline{LF2}[+x]$  (respectively  $\overline{F2}[+x]$ ) as the LP relaxation of  $\overline{F2}$  (respectively  $\overline{F2}$ ) with the addition of cuts from the first class to class x, following the specified order.

The results presented in this section for variants incorporating A-GRC and  $RC(\pm, -, +)$  were obtained using the greedy algorithm GWMIN [31] to solve the maximum weighted independent set problem. Additional results are provided in the Appendix 7 for comparison using an exact algorithm from Cliquer [32]. We set a one-hour time limit for all runs.

**6.2.1. Performance of the BC algorithm at the root node.** This section presents the results of applying different cut classes to the LP relaxation of formulation F2.

Tables 4-7 summarize the results for sets A.1, A.2, B, and C, respectively. The metrics presented in these tables are as follows:  $t(s)$  represents the average CPU time in seconds;  $\#cuts$  indicates the total number of cuts added; and  $\%best - gap$  denotes the average gap concerning the best-known solution for each instance. This gap is calculated as  $(|z^* - LB|/LB) \times 100$ , where  $LB$  is the objective value returned by  $\overline{LF2}$  or  $\overline{LF2}[+x]$ , and  $z^*$  is the best-known objective value obtained from all the runs of  $\overline{LF2}[+x]$  and  $\overline{F2}[+x]$ . In the tables, bold values indicate the best gap values.

Table 4 presents the results for set A.1. The  $\%best - gap$  is null for  $\overline{LF2}$  across all instances, indicating that the optimal objective values match the best-known objective values. However, the corresponding solutions are not necessarily feasible for F2 with respect to the constraints related to  $\check{A}$ , as  $\overline{LF2}[+IPCs, TC-I, II]$  added cuts to enforce feasibility without increasing the

TABLE 4. Lower bounds and effectiveness of the different cuts on set A.1

$n$	$p_a$	$p_{a'}$	$\overline{LF2}$		$\overline{LF2}[+IPC_s,TC-I,II]$		
			$t(s)$	$\%best - gap$	$\#cuts$	$t(s)$	$\%best - gap$
100	0.2	0.2	0.006	0	55.4	0.023	0
		0.5	0.005	0	30.4	0.01	0
		0.8	0.005	0	13.0	0.011	0
	0.5	0.2	0.008	0	43.6	0.017	0
		0.5	0.008	0	24.6	0.04	0
		0.8	0.008	0	11.0	0.043	0
	0.8	0.2	0.011	0	28.4	0.055	0
		0.5	0.011	0	18.0	0.068	0
		0.8	0.011	0	9.8	0.026	0
300	0.2	0.2	0.035	0	110.4	0.069	0
		0.5	0.033	0	70	0.068	0
		0.8	0.034	0	31.8	0.078	0
	0.5	0.2	0.061	0	44	0.858	0
		0.5	0.064	0	26.0	0.835	0
		0.8	0.057	0	13.2	0.894	0
	0.8	0.2	0.083	0	26.2	1.986	0
		0.5	0.079	0	16.8	1.181	0
		0.8	0.08	0	10.2	1.062	0
500	0.2	0.2	0.087	0	107.8	0.815	0
		0.5	0.086	0	69.2	0.968	0
		0.8	0.086	0	30.6	0.479	0
	0.5	0.2	0.223	0	42.0	1.044	0
		0.5	0.216	0	26.8	0.647	0
		0.8	0.219	0	15.0	1.609	0
	0.8	0.2	0.313	0	27.0	3.139	0
		0.5	0.337	0	16.6	3.436	0
		0.8	0.281	0	7.4	3.061	0

TABLE 5. Lower bounds and effectiveness of the different cuts on set A.2

$n$	$p_a$	$p_{a'}$	$\overline{LF2}$		$\overline{LF2}[+IPC_s,TC-I,II]$		$\overline{LF2}[+A-GRC]$		$\overline{LF2}[+RC,\pm,-,+]$				
			$t(s)$	$\%best - gap$	$\#cuts$	$t(s)$	$\%best - gap$	$\#cuts$	$t(s)$	$\%best - gap$	$\#cuts$	$t(s)$	$\%best - gap$
100	0.2	0.01	0.005	16.196	113.0	0.092	775.743	113.0	0.094	775.743	118.8	0.099	<b>181.741</b>
	0.5	0.005	0.008	3.209	119.0	0.096	<b>237.469</b>	119.0	0.098	<b>237.469</b>	123.6	0.110	<b>237.469</b>
	0.8	0.001	0.011	3.401	83.4	0.080	164.321	83.4	0.083	164.321	95.4	0.088	<b>132.319</b>
300	0.2	0.001	0.034	12.999	203.0	0.326	496.499	203.0	0.351	496.499	199.8	0.329	<b>497.269</b>
	0.5	0.0003	0.069	10.068	130.6	0.614	<b>176.370</b>	130.6	0.657	<b>176.370</b>	138.0	0.730	<b>176.370</b>
	0.8	0.0001	0.080	1.867	233.8	0.693	<b>42.719</b>	233.8	0.727	<b>42.719</b>	266.4	0.765	<b>42.719</b>
500	0.2	0.0003	0.091	21.559	180.8	0.664	280.197	180.8	0.796	280.197	180.2	0.879	<b>45.011</b>
	0.5	0.0003	0.228	3.161	250.2	3.193	<b>34.874</b>	250.2	3.492	<b>34.874</b>	250.2	3.641	<b>34.874</b>
	0.8	0.0001	0.326	0.520	263.6	2.404	<b>43.060</b>	263.6	2.640	<b>43.060</b>	386.8	3.528	43.235

TABLE 6. Lower bounds and effectiveness of the different cuts on set B

Groups	$\overline{LF2}$		$\overline{LF2}[+IPCs,TC-I,II]$		
	$t(s)$	$\%best - gap$	$\#cuts$	$t(s)$	$\%best - gap$
$G_1$	0.013	1.196	82.6	0.223	117.820
$G_2$	0.012	0.005	167.8	0.593	16.623
$G_3$	0.013	1.143	247.4	0.907	16.988
$G_4$	0.026	5.244	200.0	1.608	16.665
$G_5$	0.027	0.008	299.0	1.675	23.713
$G_6$	0.034	3.784	269.4	1.412	20.782
$G_7$	0.043	2.138	442.8	3.107	22.955
$G_8$	0.121	20.021	105.0	4.754	-

TABLE 7. Lower bounds and effectiveness of the different cuts on set C

$n$	$p_a$	$p_{a'}$	$\overline{LF2}$		$\overline{LF2}[+IPCs,TC-I,II]$		$\overline{LF2}[+A-GRC]$		$\overline{LF2}[+RC,\pm,-,+]$				
			$t(s)$	$\%best - gap$	$\#cuts$	$t(s)$	$\%best - gap$	$\#cuts$	$t(s)$	$\%best - gap$	$\#cuts$	$t(s)$	$\%best - gap$
100	0.2	0.2	0.005	68.326	85.0	0.101	<b>0.000</b>	85.0	0.112	<b>0.000</b>	79.8	0.024	<b>0.000</b>
		0.5	0.005	48.298	96.0	0.165	29.252	96.0	0.188	29.252	102.0	0.058	<b>2.126</b>
		0.8	0.005	38.483	99.0	0.187	2.785	99.0	0.184	2.785	102.8	0.062	<b>1.105</b>
	0.5	0.2	0.009	44.213	68.8	0.130	<b>0.000</b>	68.8	0.215	<b>0.000</b>	73.2	0.062	2.696
		0.5	0.009	13.042	139.0	0.140	<b>90.659</b>	139.0	0.140	<b>90.659</b>	138.2	0.140	<b>90.659</b>
		0.8	0.009	0.004	100.4	0.138	<b>0.000</b>	100.4	0.094	<b>0.000</b>	108.0	0.292	-
	0.8	0.2	0.012	22.120	37.6	0.081	<b>0.000</b>	37.6	0.026	<b>0.000</b>	37.6	0.044	<b>0.000</b>
		0.5	0.011	0.022	111.4	0.150	<b>22.021</b>	111.4	0.142	<b>22.021</b>	111.4	0.485	<b>22.021</b>
		0.8	0.011	0.000	92.2	0.116	<b>22.488</b>	92.2	0.119	<b>22.488</b>	92.2	0.385	<b>22.488</b>
300	0.2	0.2	0.032	65.177	221.8	0.708	6.295	221.8	0.455	6.295	230.4	0.275	<b>4.243</b>
		0.5	0.035	45.434	301.0	0.858	<b>10.162</b>	301.0	0.317	<b>10.162</b>	301.0	0.505	<b>10.162</b>
		0.8	0.035	33.833	261.6	1.524	5.468	261.6	0.398	5.468	263.0	0.401	<b>4.764</b>
	0.5	0.2	0.051	39.741	121.8	1.470	3.283	121.8	0.438	3.283	114.0	1.600	<b>0.572</b>
		0.5	0.050	9.286	278.4	2.408	<b>13.528</b>	278.4	0.831	<b>13.528</b>	278.4	1.614	<b>13.528</b>
		0.8	0.059	2.131	252.8	1.779	<b>21.332</b>	252.8	0.663	<b>21.332</b>	252.8	1.927	<b>21.332</b>
	0.8	0.2	0.077	19.034	60.0	0.370	<b>0.000</b>	60.0	0.346	<b>0.000</b>	56.4	0.438	<b>0.000</b>
		0.5	0.076	13.478	213.8	3.922	<b>17.006</b>	213.8	2.369	<b>17.006</b>	213.8	1.395	<b>17.006</b>
		0.8	0.076	0.133	193.6	3.451	<b>31.006</b>	193.6	2.550	<b>31.006</b>	193.6	1.873	<b>31.006</b>
500	0.2	0.2	0.057	66.027	309.2	2.245	2.180	309.2	2.456	2.180	302.8	2.383	<b>1.536</b>
		0.5	0.057	44.860	415.4	2.699	<b>14.395</b>	415.4	0.927	<b>14.395</b>	415.4	1.845	<b>14.395</b>
		0.8	0.059	30.621	369.8	2.113	<b>7.027</b>	369.8	1.856	<b>7.027</b>	369.8	2.273	<b>7.027</b>
	0.5	0.2	0.166	37.645	164.2	4.015	<b>0.653</b>	164.2	1.683	<b>0.653</b>	171.6	2.472	1.869
		0.5	0.156	10.379	422.8	6.350	<b>7.199</b>	422.8	6.350	<b>7.199</b>	422.8	2.693	<b>7.199</b>
		0.8	0.155	11.839	331.6	5.145	<b>9.650</b>	331.6	2.109	<b>9.650</b>	331.6	1.904	<b>9.650</b>
	0.8	0.2	0.264	19.982	66.8	1.394	<b>0.000</b>	66.8	0.592	<b>0.000</b>	66.8	0.522	<b>0.000</b>
		0.5	0.257	18.286	298.0	10.563	<b>4.210</b>	298.0	4.409	<b>4.210</b>	298.0	3.638	<b>4.210</b>
		0.8	0.264	27.361	292.4	16.735	-	292.4	7.367	-	292.4	5.939	-

objective function value (the same number of selected paths and covered nodes, see Tables 15 and 19 for the corresponding details). The number of these cuts decreases as the values of  $p_a$  and  $p_{a'}$  increase. This can be explained by the fact that when the number of arcs in  $A$  and  $\tilde{A}$  increases, the likelihood that the paths selected by F2 are already feasible also increases, thereby reducing the number of cuts needed to make those paths feasible. By incorporating the

classes IPC, TC-I, and TC-II, all instances were solved to optimality in an average of less than 4 seconds. Since this variant achieved optimality for all instances, we did not include results for other variants with additional classes of cuts, as their separation procedures increased CPU time without enhancing the already optimal solutions. Further tests on larger instances with 1000 and 2000 nodes showed that the algorithm maintained its efficiency, solving all instances to optimality in under 30 seconds on average.

For sets A.2 and C,  $\overline{LF2}[+IPCs,TC-I,II]$  and  $\overline{LF2}[+A-GRC]$  variants yield identical solutions across all instances (with the same  $\%best - gap$ ), and the number of added cuts remains the same, indicating that no A-GRC cuts have been added (see Tables 5 and 7). In contrast,  $\overline{LF2}[+RC,\pm, -, +]$  demonstrates improvements across most instance classes, albeit with a slight increase in CPU time (see Tables 36 and 50 in Appendix 7 for more details on the comparisons). For set A.2, all three variants solved 3 out of 45 instances to optimality at the root node (see Tables 20-24). For set C,  $\overline{LF2}[+IPCs,TC-I,II]$  and  $\overline{LF2}[+A-GRC]$  solved 28 instances to optimality, while  $\overline{LF2}[+RC,\pm, -, +]$  solved to optimality 35 out of 135 instances (see Tables 26- 30).

For set B, only  $\overline{LF2}[+IPCs,TC-I,II]$  results are presented in Table 6, as the other variants produced the same values for all the criteria but generally required more CPU time due to the more time-consuming separation procedures (see Table 43). None of the instances were solved to optimality at the root node, and 22 out of 36 instances had a null objective value, meaning the initial solution with no path selected and no node covered could not be improved at the root node in these cases (see Table 25).

Regarding the quality of the solutions produced, we observe that the value of  $\%best - gap$  for  $\overline{LF2}$  generally decreases as the values of  $p_a$  and  $p_{a'}$  increase. This is because the number of arcs in  $A$  and  $\tilde{A}$  increases, enhancing the likelihood that the paths selected by  $\overline{LF2}$  are feasible for F2. The  $\%best - gap$  values produced by  $\overline{LF2}$  are better than those generated by  $\overline{LF2}[+x]$  for sets A.2 and B but are generally higher than those produced by  $\overline{LF2}$  for set C.

The best-performing variant at the root node can be summarized as follows:

- Set A.1:  $\overline{LF2}[+IPCs,TC-I,II]$ , with all 135 instances solved to optimality.
- Set A.2:  $\overline{LF2}[+RC,\pm, -, +]$ , with 3 instances out of 45 solved to optimality and an average gap of 154.556% from the best-known solution.
- Set B:  $\overline{LF2}[+IPCs,TC-I,II]$ , with none of the 36 instances solved to optimality and an average gap of 29.443% from the best-known solution.
- Set C:  $\overline{LF2}[+RC,\pm, -, +]$ , with 36 instances out of 135 solved to optimality and an average gap of 11.786% from the best-known solution.

Further details on the results are provided in the Appendix 7. Tables 15-18 present the results of  $\overline{LF2}$  for sets A.1, A.2, B, and C, respectively. The results of  $\overline{LF2}[+IPCs,TC-I,II]$  for set A.1 are shown in Table 19, while those for set A.2 across the three variants are presented in Tables 20-24. For set B, the results of  $\overline{LF2}[+IPCs,TC-I,II]$  are detailed in Table 25. Finally, the results for set C across the three variants are provided in Tables 26- 30. More details on the comparison between the lower bounds are presented in Tables 36, 43, and 50 for sets A.2, B, and C, respectively.

6.2.2. *Performance of the BC algorithm with different cut configurations.* This section evaluates BC algorithm variants with alternative cut configurations to assess their combined effectiveness.

Since all instances in set A.1 were solved to optimality at the root node, we applied the BC variants  $\overline{F2}[+IPCs,TC-I,II]$ ,  $\overline{F2}[+A-GRC]$ , and  $\overline{LF2}[+RC,\pm, -, +]$  to the remaining sets: A.2, B, and C. Detailed performance results are presented in the Appendix: Tables 31-35 for set A.2,

Tables 38-42 for set B, and Tables 45-49 for set C. Comparative summaries for each set are also provided: Table 37 for set A.2, Table 44 for set B, and Table 51 for set C.

The results of the best-performing BC variant for each set are highlighted in Tables 8-10, corresponding to sets A.2, B, and C, respectively. These tables include the metrics discussed in previous sections, along with:  $\#opt$ , the number of instances solved to optimality;  $\#opt_0$ , the number of instances solved to optimality at the root node;  $grb - nodes$ , the average number of nodes generated by Gurobi; and  $t_{sep}(s)$ , the average CPU time (in seconds) spent in the separation procedures.

As seen in the previous section, the BC algorithm exhibited strong performance on set A.1, solving all instances to optimality at the root node in under 4 seconds (see Table 19 for details) and solving similar instances with 1000 and 2000 nodes to optimality in less than 30 seconds on average. To further evaluate its performance, we compared it against formulation F1, solved using Gurobi. F1 solved all instances of A.1 with  $n = 100$  to optimality in less than 237 seconds on average. However, as the number of nodes increased, F1 was able to solve only two out of five instances to optimality for the group (300, 0.2, 0.2). For the remaining groups, the program terminated due to insufficient memory (see Table 11 for more details on F1). Therefore, the BC algorithm clearly outperforms F1 on set A.1. We attribute the strong performance of the BC algorithm in this set of instances to the fact that there are enough arcs in  $\check{A}$ , uniformly distributed across the graph, making it possible to transform an MPC into a feasible solution without reducing the number of covered nodes or increasing the number of paths. Note that all nodes are covered in the optimal solution for the instances in A.1.

The results for set A.2 indicate that the variant incorporating all classes of cuts in sequence performed the best in most cases (see Table 37). Accordingly, Table 8 presents the results for this variant. We observed from the implementations that the instances in this set were the most challenging for the BC variants compared to the other sets. The selected variant solved 12 out of 45 instances to optimality, while F1 solved all instances to optimality in under 328 seconds on average, except for four instances in the group (500, 0.5, 0.0003) (see Table 12). For these four instances, the average Gurobi optimality gap was 3.454%, with a  $\%best - gap$  of zero, indicating that F1 yielded superior solutions compared to the BC variants. We think the difficulty of these instances arises from the fact that there are few arcs in  $\check{A}$ , which complicates the task of covering all nodes in the optimal solution. This, in turn, makes it challenging for the BC algorithm to transform the initial root-node solution—one that covers all nodes—into a feasible solution with paths containing at least one arc from  $\check{A}$  (see Table 16 for the results of  $\overline{LF2}$ ). It is also worth noting that the difficult instances were chosen from a pool of 150 generated instances for each group, with the five most challenging selected, and many of these 150 instances were solved quickly to optimality by the BC variants.

For set B,  $\overline{F2}[+IPCs,TC-I,II]$  performed the best on average (see Table 44). Note that the BC algorithm was terminated for groups  $G_6$  and  $G_7$  before reaching the one-hour time limit for some instances in the third variant. Therefore, we reduced the time limit to 1800 seconds for these cases, reflected in the gaps for groups  $G_6$  and  $G_7$ . The results for  $\overline{F2}[+IPCs,TC-I,II]$  are summarized in Table 9. This variant solved 28 out of 36 instances to optimality, with an average  $\%best - gap$  of 0.423%. In comparison, F1 solved 3 out of 5 instances in  $G_1$  to optimality, while the remaining groups experienced program termination due to insufficient memory (see Table 13). Note that  $G_1$  contains  $n = 85$ , with  $p_a \approx 0.6$  and  $p_{a'} \approx 0.6$ . In this set, not all nodes can be covered in an optimal solution, even though  $\check{A}$  has a sparsity of approximately 60%. This is because of the particular distribution of the arcs in  $\check{A}$ : If an arc  $(i, j)$  is in  $\check{A}$ , all arcs  $(k, l)$

TABLE 8. Results of  $\overline{F2}[+RC,\pm, -, +]$  on A.2.

$n$	$p_a$	$p_{a'}$	$\#inst$	$\#opt$	$\#opt_0$	$\#null - obj$	$\#cuts$	$grb - nodes$	$t_{sep}(s)$	$t(s)$	$\%best - gap$
100	0.2	0.01	5	2	0	0	646,361.8	252,217.0	52.533	2,171.037	0.431
	0.5	0.005	5	0	0	1	3,160,615.4	193,089.2	7.326	3,600.703	4.608
	0.8	0.001	5	3	1	0	1,434,728.8	41,541.2	73.617	1,459.996	98.592
300	0.2	0.001	5	1	0	0	1,123,671.2	140,219.4	132.907	2,881.114	55.867
	0.5	0.0003	5	1	0	0	3,639,333.6	73,126.2	454.872	2,888.236	50.280
	0.8	0.0001	5	3	1	0	2,641,659.6	19,376.4	960.649	2,086.653	11.674
500	0.2	0.0003	5	0	0	0	1,097,705.6	108,667.4	284.691	3,603.035	35.316
	0.5	0.0003	5	0	0	0	4,285,981.2	40,196.6	982.717	3,619.633	1,278.362
	0.8	0.0001	5	2	1	1	1,669,467.4	6,628.4	1,759.262	2,562.877	84.663

TABLE 9. Results of  $\overline{F2}[+IPCs,TC-I,II]$  on B.

Group	$\#inst$	$\#opt$	$\#opt_0$	$\#cuts$	$grb - nodes$	$t_{sep}(s)$	$t(s)$	$\%best - gap$
$G_1$	5	5	0	2,116.6	1,062.2	0	0.321	0
$G_2$	5	5	0	25,052.6	11,273.6	0	14.919	0
$G_3$	5	4	0	205,428.2	239,446.6	0	744.497	0
$G_4$	5	4	0	627,299.0	299,506.8	0.004	1,329.738	3.222
$G_5$	5	4	0	238,346.4	111,251.8	0.001	771.869	0
$G_6$	5	2	0	801,363.8	383,725.6	0.003	2,303.893	0.16
$G_7$	5	4	0	116,830.8	94,327.2	0.131	928.903	0
$G_8$	1	0	0	153,998.0	68,688.0	0.007	3,601.425	0

where  $k$  precedes or coincides with  $i$ , and  $l$  succeeds or coincides with  $j$ , are also included in the DAG, which has a transitive structure.

For set C,  $\overline{F2}[+IPCs,TC-I,II]$  also performed the best on average (see Table 51). This variant solved 95 out of 135 instances to optimality, with an average  $\%best - gap$  of 0.084%. Recall that the instances in set C share the same characteristics as those in set B, and similar to set B, not all nodes can be covered in an optimal solution despite the sparsity of  $\tilde{A}$  being greater than 20%. We can observe from Table 10 that as the value of  $n$  increases, the performance of the BC algorithm decreases. For parameters  $p_a$  and  $p_{a'}$ , instances with values of 0.5 for both are generally the most challenging. When compared to F1, this model solved 27 instances to optimality, including all instances with  $n = 100$  and  $p_{a'} = 0.2$  (see Table 14). Furthermore, given the null  $\%best - gap$  for instances with  $n = 100$  and  $p_a = 0.2$  and the fact that these instances were all solved to optimality by the BC variant, the solutions returned by F1 for these instances are also optimal. For the remaining instances not listed in Table 14, the program terminated prematurely due to insufficient memory.

When comparing the results of F1 with the BC variants across the three instance sets, it appears that the performance of F1 is primarily influenced by the size of the problem, which increases with higher values of  $n$ ,  $p_a$ , and  $p_{a'}$ . In contrast, the BC variants, in addition to being affected by these parameters, are more sensitive to the structure of the graph and the distribution of the arcs of  $\tilde{A}$ .

The results can be summarized as follows:

- Set A.1: 100% of the 135 instances were solved to optimality at the root node in less than 4 seconds on average using the  $\overline{F2}[+IPCs,TC-I,II]$  BC variant;

TABLE 10. Results of  $\overline{\text{F2}}[+\text{IPCs,TC-I,II}]$  on C.

$n$	$p_a$	$p_{a'}$	$\#inst$	$\#opt$	$\#opt_0$	$\#cuts$	$grb - nodes$	$t_{sep}(s)$	$t(s)$	$\%best - gap$
100	0.2	0.2	5	5	5	85.0	1.0	0	0.033	0
		0.5	5	5	1	2,322.2	6,430.8	0	1.159	0
		0.8	5	5	2	129.2	229.0	0	0.096	0
	0.5	0.2	5	5	4	554.8	199.8	0	0.134	0
		0.5	5	4	0	1,751,951.6	2,259,141.2	0.412	724.581	0
		0.8	5	5	1	3,096.6	1315.6	0	0.797	0
	0.8	0.2	5	5	5	37.6	1.0	0	0.022	0
		0.5	5	5	0	38,698.2	4,037.6	0.009	4.851	0
		0.8	5	5	1	453.0	67.0	0	0.174	0
300	0.2	0.2	5	5	0	2,866.6	952.8	0	1.585	0
		0.5	5	5	0	48,624.0	22,662.0	0	34.312	0
		0.8	5	5	0	2012.0	1,216.0	0	2.037	0
	0.5	0.2	5	4	1	225,028.0	128,198.4	0.001	724.553	0
		0.5	5	3	0	1,798,611.2	327,273.4	0.132	1,535.603	0.457
		0.8	5	3	0	539,172.6	216,082.2	0.006	1,761.739	0.136
	0.8	0.2	5	5	3	2,505.0	393.6	0	2.663	0
		0.5	5	0	0	1,635,810.4	255,491.2	0.037	3,600.442	0
		0.8	5	4	0	573,132.6	77,184.4	0.004	774.897	0
500	0.2	0.2	5	2	0	2,102,109.4	682,378.4	0.017	2,274.351	0.122
		0.5	5	4	0	486,017.2	504,971.0	0.076	1,383.979	0
		0.8	5	3	0	631,104.4	564,780.0	0.015	1,448.953	0
	0.5	0.2	5	2	0	1,150,957.8	390,233.8	0.046	2,168.779	0
		0.5	5	0	0	1,186,512.0	250,625.0	0.602	3,600.474	0.655
		0.8	5	0	0	392,207.6	150,823.4	0.017	3,600.654	0.898
	0.8	0.2	5	5	5	66.8	1.0	0.002	0.525	0
		0.5	5	0	0	550,922.4	52,420.8	0.099	3,600.967	0
		0.8	5	1	0	431,369.2	34,284.0	0.146	2,776.744	0

- Set A.2: About 27% of the 45 instances were solved to optimality using  $\overline{\text{F2}}[+\text{RC},\pm, -, +]$  in an average CPU time of 2763.698 seconds.
- Set B: About 78% of the 36 instances were solved to optimality using  $\overline{\text{F2}}[+\text{IPCs,TC-I,II}]$  in an average CPU time of 1211.945 seconds.
- Set C: About 70% of the 135 instances were solved to optimality using  $\overline{\text{F2}}[+\text{IPCs,TC-I,II}]$  in an average CPU time of 1112.041 seconds.

Across all BC variants and F1, 304 out of 351 instances (about 87%) were solved to optimality. The generated instances, along with the best solutions obtained for each, will be made available on the first author's web page.

## 7. CONCLUSIONS

We investigated a variant of the MPC problem on acyclic digraphs (DAGs), where each path was required to include at least one arc from a specified subset of arcs. We established that the feasibility problem was strongly  $\mathcal{NP}$ -hard for arbitrary DAGs but solvable in polynomial time when the DAG was the transitive closure of a path.

Given the potential infeasibility of the problem, we focused on maximizing the number of nodes covered using the minimum number of node-disjoint paths, ensuring each path contained at least one arc from the specified subset. Two integer programming formulations were introduced for this problem, and we developed several valid inequalities to strengthen the linear programming relaxations. These were applied as cutting planes within a branch-and-cut framework.

Our approach was implemented and tested on a diverse set of instances, including real-world cases from airline crew scheduling, and demonstrated strong effectiveness in solving the problem. The algorithms showed varying performance depending on the DAG type (transitive or non-transitive), the distribution of the arcs of  $\check{A}$  in the DAG, and the sparsity of  $\check{A}$ . Overall, the variant using the classes IPCs, TC-I, and TC-II performed well in the majority of the classes, and these results were further enhanced mainly for A2 and C with the addition of +RC,  $\pm$ ,  $-$ ,  $+$ . Overall, 270 instances out of 351 instances (77%) were solved to optimality, and if we consider all the BC variants and F1, 304 out of 351 instances (87%) were solved to optimality.

For future work, the complexity of the restricted version of the crew scheduling problem, CS-MPC-ARC, which considers the rest block constraints, remains an open question. Investigating this complexity could further enhance our understanding of the minimal components responsible for the hardness of the crew scheduling problem. It would also be interesting to test the performance of different branching and node selection strategies in the branch-and-cut algorithm. Additionally, exploring branch-and-price algorithms, where the pricing problem is restricted to finding feasible paths and comparing them with the branch-and-cut algorithm, could provide valuable insights.

#### ACKNOWLEDGMENTS

The authors thank Mohand Ait Alamara and Séverine Bonnechère at Air France for providing concrete instances, initially used in [23], some of which have also been utilized in this paper.

#### REFERENCES

- [1] S.C. Ntafos and S.L. Hakimi. On path cover problems in digraphs and applications to program testing. *IEEE Transactions on Software Engineering*, SE-5(5):520–529, 1979.
- [2] F. T. Boesch and J. F. Gimpel. Covering points of a digraph with point-disjoint paths and its application to code optimization. *J. ACM*, 24(2):192–198, 1977.
- [3] C.J. Colbourn and W.R. Pulleyblank. Minimizing setups in ordered sets of fixed width. *Order*, 1:225–229, 1985.
- [4] X. Zhan, X. Qian, and S. V. Ukkusuri. A graph-based approach to measuring the efficiency of an urban taxi service system. *IEEE Transactions on Intelligent Transportation Systems*, 17(9):2479–2489, 2016.
- [5] N. E. H. Tellache and M. Boudhar. Two-machine flow shop problem with unit-time operations and conflict graph. *International Journal of Production Research*, 55(6):1664–1679, 2017.
- [6] N. Eriksson, L. Pachter, Y. Mitsuya, S. Y. Rhee, C. Wang, B. Gharizadeh, M. Ronaghi, R. W. Shafer, and N. Beerenwinkel. Viral population estimation using pyrosequencing. *PLoS computational biology*, 4(5), 2008.
- [7] E. Bao, T. Jiang, and T. Girke. Branch: boosting rna-seq assemblies with partial or related genomic sequences. *BMC Bioinformatics*, 29(10):1250–1259, 2013.
- [8] L. Song and L. Florea. Class: constrained transcript assembly of rna-seq reads. *BMC Bioinformatics*, 14(S14), 2013.
- [9] R. Rizzi, A. I. Tomescu, and V. Mäkinen. On the complexity of minimum path cover with subpath constraints for multi-assembly. *BMC Bioinformatics*, S5(15):1471–2105, 2014.
- [10] Z. Chang, G. Li, J. Liu, Y. Zhang, C. Ashby, D. Liu, C. L. Cramer, and X. Huang. Bridger: a new framework for de novo transcriptome assembly using rna-seq data. *Genome Biology*, 16(30), 2015.
- [11] M. R. Garey and D. S. Johnson. *Computers and intractability: A Guide to the Theory of NP-Completeness*. New York: Freeman, 1979.



- [12] M. R. Garey, D. S. Johnson, and R. Endre Tarjan. The planar hamiltonian circuit problem is np-complete. *SIAM Journal on Computing*, 5(4):704–714, 1976.
- [13] H. Müller. Hamiltonian circuits in chordal bipartite graphs. *Discrete Mathematics*, 156(1): 291–298, 1996.
- [14] P. Damaschke. The hamiltonian circuit problem for circle graphs is np-complete. *Information Processing Letters*, 32(1):1–2, 1989.
- [15] F. T. Boesch, S. Chen, and J. A. M. McHugh. On covering the points of a graph with point disjoint paths. In Ruth A. Bari and Frank Harary, editors, *Graphs and Combinatorics*, pages 201–212, Berlin, Heidelberg, 1974. Springer Berlin Heidelberg.
- [16] S. R. Arikati and C. P. Rangan. Linear algorithm for optimal path cover problem on interval graphs. *Information Processing Letters*, 35(3):149–153, 1990.
- [17] R. Lin, S. Olariu, and G. Pruesse. An optimal path cover algorithm for cographs. *Computers & Mathematics with Applications*, 30:75–83, 1995.
- [18] G. J. Chang. Corrigendum to "the path-partition problem in block graphs" [information processing letters 52 (1994) 317–322]. *Information Processing Letters*, 83(5):293, 2002.
- [19] D. G. Corneil, B. Dalton, and M. Habib. Ldfs-based certifying algorithm for the minimum path cover problem on cocomparability graphs. *SIAM Journal on Computing*, 42:792–807, 2013.
- [20] R. P. Dilworth. A decomposition theorem for partially ordered sets. *Annals of Mathematics*, 51(1):161–166, 1950.
- [21] D.R. Fulkerson. Note on dilworth’s decomposition theorem for partially ordered sets. In *Proceedings of the American Mathematical Society*, volume 7, pages 701–702, 1956.
- [22] B. Gopalakrishnan and E. L. Johnson. Airline crew scheduling: State-of-the-art. *Annals of Operations Research volume*, 140:305–337, 2005.
- [23] N. E. H. Tellache, F. Meunier, and A. Parmentier. Linear lexicographic optimization and preferential bidding system. *Transportation Science*, 58(3):597–613, 2024.
- [24] N. Beerenwinkel, S. Beretta, P. Bonizzoni, R. Dondi, and Y. Pirola. Covering pairs in directed acyclic graphs. *The Computer Journal*, 58(7):1673–1686, 2015.
- [25] Adam N. Letchford and Juan-José Salazar-González. Projection results for vehicle routing. *Mathematical Programming*, 105(2-3):251–274, February 2006. ISSN 0025-5610, 1436-4646.
- [26] N. Ascheuer, M. Fischetti, and M. Grotschel. A polyhedral study of the asymmetric traveling salesman problem with time windows. *Networks: An International Journal*, 36(2): 69–79, 2000.
- [27] E. Balas, M. Fischetti, and W. R. Pulleyblank. The precedence-constrained asymmetric traveling salesman polytope. *Mathematical programming*, 68:241–265, 1995.
- [28] J. Lygaard. Reachability cuts for the vehicle routing problem with time windows. *European Journal of Operational Research*, 175(1):210–223, 2006.
- [29] M. Fischetti, A. Lodi, S. Martello, and P. Toth. A polyhedral approach to simplified crew scheduling and vehicle scheduling problems. *Management Science*, 47(6):833–850, 2001.
- [30] Gurobi. *Gurobi Optimizer Reference Manual 11.0.2*, 2024.
- [31] S. Sakai, M. Togasaki, and K. Yamazaki. A note on greedy algorithms for the maximum weighted independent set problem. *Discrete Applied Mathematics*, 126:313–322, 2003.
- [32] Sampo Niskanen and Patric R. J. Östergård. Cliquer user’s guide, version 1.0. Technical Report T48, Communications Laboratory, Helsinki University of Technology, Espoo, Finland, 2003.

TABLE 11. Results of formulation (F1) on set A.1.

$n$	$p_a$	$p_{a'}$	$\#opt$	$t(s)$	$\%grb - gap$	$grb - nodes$	$paths$	$nodes$	$\%best - gap$
100	0.2	0.2	5	127.628	0	0	9.2	100	0
		0.5	5	11.116	0	0	9.4	100	0
		0.8	5	12.708	0	0	9.4	100	0
	0.5	0.2	5	76.746	0	0	4.2	100	0
		0.5	5	61.219	0	0	4.2	100	0
		0.8	5	106.924	0	0	4.4	100	0
	0.8	0.2	5	247.874	0	0	2.4	100	0
		0.5	5	193.384	0	0	2.8	100	0
		0.8	5	236.599	0	0	2.6	100	0
300	0.2	0.2	2	2,353.310	11.479	0	9.4	272.8	11.479

### Detailed computational results

This section presents detailed results from the runs of various BC algorithm variants, along with the results of formulation (F1).

Tables 11- 14 present the results of formulation (F1), while Tables 15- 18 show the results of  $\overline{LF2}$  across the different sets. The results for various BC variants at the root node on each set of instances are summarized in Tables 19-30. Note that for set A.1, we present results for  $\overline{LF2}[+IPCs,TC-I,II]$  only, as it yielded optimal solutions for all instances; testing other variants generally increases CPU time without improving the already optimal solution. For variants using A-GRC and RC ( $\pm$ ,  $-$ ,  $+$ ), we employed two algorithms to find a maximum weighted independent set, the greedy algorithm GWMIN proposed in [31] and the exact algorithm provided in Cliquer [32]. Results for both are shown, with results for variants using Cliquer indicated in parentheses marked as “(C)”; if not indicated, the GWMIN algorithm was used. For set B, all variants produced identical results, so we provide a single table for the results of  $\overline{LF2}[+IPCs,TC-I,II]$ .

Tables 36, 43, and 50 present a comparison of the BC variants at the root node, along with the results of  $\overline{LF2}$ . The metric  $\#bs$  indicates the number of times a given variant achieves the best objective value, while  $\%obj$  quantifies the gap between the average objective value of a variant and the best objective value across all variants, calculated as:  $\%obj = \left| \frac{\sum_{i=1}^5 obj_i - \sum_{i=1}^5 best\_obj_i}{\sum_{i=1}^5 obj_i} \right|$ , where  $obj_i$  is the objective value for the  $i^{th}$  instance under a given variant, and  $best\_obj_i$  is the best objective value for the  $i^{th}$  instance across all variants. We introduced  $\%obj$  alongside  $\%best - gap$  because the latter does not account for undefined gaps, which occur when the objective value is null. In certain cases,  $\%best - gap$  might suggest that a variant solving only one instance with a non-null objective value performs better than another variant that solves the same instance with the same objective value and an additional instance with a non-null objective value. This happens because  $\%best - gap$  is averaged over fewer instances in the first case.

The results for the BC variants across the three sets of instances are summarized in Tables 31-35,38-42, and45-49. Comparisons between the BC variants for each set of instances are provided in Tables 37,44, and51.

TABLE 12. Results of formulation (F1) on set A.2.

$n$	$p_a$	$p_{a'}$	$\#opt$	$t(s)$	$\%grb - gap$	$grb - nodes$	$paths$	$nodes$	$\%best - gap$
100	0.2	0.0100	5	32.182	0	232.2	7.6	83.8	0
	0.5	0.0050	5	60.629	0	7.2	5	96.8	0
	0.8	0.0010	5	1.276	0	0	2.8	96.6	0
300	0.2	0.0010	5	288.047	0	62.6	8.8	261.0	0
	0.5	0.0003	5	50.998	0	0	4.8	269.8	0
	0.8	0.0001	5	61.636	0	0	3	294.4	0
500	0.2	0.0003	5	327.896	0	321.6	7.2	392.2	0
	0.5	0.0003	1	3,017.650	3.454	3.6	6.6	484.2	0
	0.8	0.0001	5	129.684	0	0	4.2	497.4	0

TABLE 13. Results of formulation (F1) on set B.

Group	$\#opt$	$t(s)$	$\%grb - gap$	$grb - nodes$	$paths$	$nodes$	$\%best - gap$
$G_1$	3	2,246.63	2.240	0	29.4	82.2	2.240

TABLE 14. Results of formulation (F1) on set C.

$n$	$p_a$	$p_{a'}$	$\#null - obj$	$\#opt$	$t(s)$	$\%grb - gap$	$grb - nodes$	$paths$	$nodes$	$\%best - gap$
100	0.2	0.2	0	5	2.197	0	0	14.0	31.6	0
		0.5	0	4	803.292	0.394	476.4	24.2	51.6	0
		0.8	0	4	847.054	0.335	25.4	29.6	61.4	0
	0.5	0.2	0	5	161.275	0	0	22.6	55.8	0
		0.5	0	1	3,262.990	1.192	0	36.6	86	1.183
		0.8	1	1	3,340.830	7.448	0	28.6	76	5.586
	0.8	0.2	0	5	118.531	0	0	25.4	78	0
		0.5	0	1	3,373.710	17.608	0	18.4	87.4	17.608
		0.8	0	1	3,584.840	27.409	0	13.4	79.8	27.409
300	0.2	0.2	2	0	3,672.670	3.746	0	26.2	59.6	3.745

N.E.H. TELLACHE, DECISION SUPPORT & OPERATIONS RESEARCH GROUP, DEPARTMENT OF INFORMATICS, UNIVERSITY OF FRIBOURG, FRIBOURG, SWITZERLAND

*Email address:* nourelhouda.tellache@unifr.ch

R. BALDACCI, COLLEGE OF SCIENCE AND ENGINEERING, HAMAD BIN KHALIFA UNIVERSITY, QATAR FOUNDATION, DOHA, QATAR

*Email address:* rbaldacci@hbku.edu.qa

TABLE 15. Results of  $\overline{LF2}$  on set A.1.

$n$	$p_a$	$p_{a'}$	$t(s)$	$paths$	$nodes$
100	0.2	0.2	0.006	9.2	100.0
		0.5	0.005	9.4	100.0
		0.8	0.005	9.4	100.0
	0.5	0.2	0.008	4.2	100.0
		0.5	0.008	4.2	100.0
		0.8	0.008	4.4	100.0
	0.8	0.2	0.011	2.4	100.0
		0.5	0.011	2.8	100.0
		0.8	0.011	2.6	100.0
300	0.2	0.2	0.035	10.4	300.0
		0.5	0.033	10.6	300.0
		0.8	0.034	10.8	300.0
	0.5	0.2	0.061	4.6	300.0
		0.5	0.064	5.0	300.0
		0.8	0.057	4.8	300.0
	0.8	0.2	0.083	2.8	300.0
		0.5	0.079	3.0	300.0
		0.8	0.080	3.0	300.0
500	0.2	0.2	0.087	10.8	500.0
		0.5	0.086	10.6	500.0
		0.8	0.086	11.2	500.0
	0.5	0.2	0.223	5.2	500.0
		0.5	0.216	5.2	500.0
		0.8	0.219	5.0	500.0
	0.8	0.2	0.313	3.0	500.0
		0.5	0.337	3.0	500.0
		0.8	0.281	3.0	500.0

TABLE 16. Results of  $\overline{LF2}$  on set A.2.

$n$	$p_a$	$p_{a'}$	$t(s)$	$paths$	$nodes$
100	0.2	0.0100	0.005	9.4	100.0
	0.5	0.0050	0.008	4.2	100.0
	0.8	0.0010	0.011	2.8	100.0
300	0.2	0.0010	0.034	11.0	300.0
	0.5	0.0003	0.069	4.4	300.0
	0.8	0.0001	0.080	2.8	300.0
500	0.2	0.0003	0.091	11.0	500.0
	0.5	0.0003	0.228	5.2	500.0
	0.8	0.0001	0.326	3.0	500.0

TABLE 17. Results of  $\overline{LF2}$  on set B.

Group	$t(s)$	$paths$	$nodes$
$G_1$	0.013	28.8	85.0
$G_2$	0.012	47.4	150.0
$G_3$	0.013	50.2	160.0
$G_4$	0.026	61.8	210.0
$G_5$	0.027	67.0	240.0
$G_6$	0.034	77.6	270.0
$G_7$	0.043	86.6	300.0
$G_8$	0.121	132.0	500.0

TABLE 18. Results of  $\overline{LF2}$  on set C.

$n$	$p_a$	$p_{a'}$	$t(s)$	$paths$	$nodes$
100	0.2	0.2	0.005	67.4	100.0
		0.5	0.005	66.6	100.0
		0.8	0.005	67.2	100.0
	0.5	0.2	0.009	38.2	100.0
		0.5	0.009	38.0	100.0
		0.8	0.009	37.6	100.0
	0.8	0.2	0.012	17.2	100.0
		0.5	0.011	18.6	100.0
		0.8	0.011	16.6	100.0
300	0.2	0.2	0.032	190.4	300.0
		0.5	0.035	191.0	300.0
		0.8	0.035	192.4	300.0
	0.5	0.2	0.051	106.0	300.0
		0.5	0.050	107.6	300.0
		0.8	0.059	107.8	300.0
	0.8	0.2	0.077	46.2	300.0
		0.5	0.076	44.6	300.0
		0.8	0.076	46.2	300.0
500	0.2	0.2	0.057	314.4	500.0
		0.5	0.057	310.6	500.0
		0.8	0.059	311.4	500.0
	0.5	0.2	0.166	179.8	500.0
		0.5	0.156	172.4	500.0
		0.8	0.155	170.4	500.0
	0.8	0.2	0.264	70.2	500.0
		0.5	0.257	74.2	500.0
		0.8	0.264	69.4	500.0

TABLE 19. Results of  $\overline{LF2}$ [+IPCs,TC-I,II] on set A.1.

$n$	$p_a$	$p_{a'}$	$\#opt$	$\#null - obj$	$lazy - cuts$	$user - cuts$	$\%grb - gap$	$t_{sep}(s)$	$t(s)$	$paths$	$nodes$
100	0.2	0.2	5	0	55.0	0.4	0.000	0.000	0.023	9.2	100.0
		0.5	5	0	30.4	0.0	0.000	0.000	0.010	9.4	100.0
		0.8	5	0	13.0	0.0	0.000	0.000	0.011	9.4	100.0
	0.5	0.2	5	0	43.6	0.0	0.000	0.000	0.017	4.2	100.0
		0.5	5	0	24.6	0.0	0.000	0.000	0.040	4.2	100.0
		0.8	5	0	11.0	0.0	0.000	0.000	0.043	4.4	100.0
	0.8	0.2	5	0	28.4	0.0	0.000	0.000	0.055	2.4	100.0
		0.5	5	0	18.0	0.0	0.000	0.000	0.068	2.8	100.0
		0.8	5	0	9.8	0.0	0.000	0.000	0.026	2.6	100.0
300	0.2	0.2	5	0	110.4	0.0	0.000	0.000	0.069	10.4	300.0
		0.5	5	0	70.0	0.0	0.000	0.000	0.068	10.6	300.0
		0.8	5	0	31.8	0.0	0.000	0.001	0.078	10.8	300.0
	0.5	0.2	5	0	44.0	0.0	0.000	0.004	0.858	4.6	300.0
		0.5	5	0	26.0	0.0	0.000	0.008	0.835	5.0	300.0
		0.8	5	0	13.2	0.0	0.000	0.011	0.894	4.8	300.0
	0.8	0.2	5	0	26.2	0.0	0.000	0.005	1.986	2.8	300.0
		0.5	5	0	16.8	0.0	0.000	0.009	1.181	3.0	300.0
		0.8	5	0	10.2	0.0	0.000	0.011	1.062	3.0	300.0
500	0.2	0.2	5	0	107.8	0.0	0.000	0.004	0.815	10.8	500.0
		0.5	5	0	69.2	0.0	0.000	0.010	0.968	10.6	500.0
		0.8	5	0	30.6	0.0	0.000	0.005	0.479	11.2	500.0
	0.5	0.2	5	0	42.0	0.0	0.000	0.002	1.044	5.2	500.0
		0.5	5	0	26.8	0.0	0.000	0.007	0.647	5.2	500.0
		0.8	5	0	15.0	0.0	0.000	0.018	1.609	5.0	500.0
	0.8	0.2	5	0	27.0	0.0	0.000	0.008	3.139	3.0	500.0
		0.5	5	0	16.6	0.0	0.000	0.031	3.436	3.0	500.0
		0.8	5	0	7.4	0.0	0.000	0.045	3.061	3.0	500.0

TABLE 20. Results of  $\overline{LF2}$ [+IPCs,TC-I,II] on set A.2.

$n$	$p_a$	$p_{a'}$	$\#opt$	$\#null - obj$	$lazy - cuts$	$user - cuts$	$\%grb - gap$	$t_{sep}(s)$	$t(s)$	$paths$	$nodes$
100	0.2	0.0100	0	0	103.4	9.6	790.325	0.000	0.092	3.8	37.8
	0.5	0.0050	0	2	78.2	40.8	237.888	0.000	0.096	1.8	35.4
	0.8	0.0010	1	2	45.8	37.6	171.442	0.001	0.080	1.0	31.2
300	0.2	0.0010	0	2	167.8	35.2	514.519	0.000	0.326	3.4	75.8
	0.5	0.0003	0	2	76.6	54.0	178.265	0.004	0.614	2.0	85.4
	0.8	0.0001	1	2	43.4	190.4	42.719	0.072	0.693	1.4	131.4
500	0.2	0.0003	0	1	167.2	13.6	324.832	0.000	0.664	4.0	197.4
	0.5	0.0003	0	3	91.0	159.2	41.832	0.036	3.193	1.6	142.2
	0.8	0.0001	1	2	48.8	214.8	43.060	0.185	2.404	2.0	220.6

TABLE 21. Results of  $\overline{LF2}$ [+A-GRC] on set A.2.

$n$	$p_a$	$p_{a'}$	$\#opt$	$\#null - obj$	$lazy - cuts$	$user - cuts$	$\%grb - gap$	$t_{sep}(s)$	$t(s)$	$paths$	$nodes$
100	0.2	0.0100	0	0	103.4	9.6	790.325	0.002	0.094	3.8	37.8
	0.5	0.0050	0	2	78.2	40.8	237.888	0.002	0.098	1.8	35.4
	0.8	0.0010	1	2	45.8	37.6	171.442	0.003	0.083	1.0	31.2
300	0.2	0.0010	0	2	167.8	35.2	514.519	0.027	0.351	3.4	75.8
	0.5	0.0003	0	2	76.6	54.0	178.265	0.050	0.657	2.0	85.4
	0.8	0.0001	1	2	43.4	190.4	42.719	0.108	0.727	1.4	131.4
500	0.2	0.0003	0	1	167.2	13.6	324.832	0.132	0.796	4.0	197.4
	0.5	0.0003	0	3	91.0	159.2	41.832	0.237	3.492	1.6	142.2
	0.8	0.0001	1	2	48.8	214.8	43.060	0.378	2.640	2.0	220.6

TABLE 22. Results of  $\overline{LF2}$ [+A-GRC] (with Cliquer) on set A.2.

$n$	$p_a$	$p_{a'}$	$\#opt$	$\#null - obj$	$lazy - cuts$	$user - cuts$	$\%grb - gap$	$t_{sep}(s)$	$t(s)$	$paths$	$nodes$
100	0.2	0.0100	0	0	103.4	12.0	790.325	0.132	0.227	3.8	37.8
	0.5	0.0050	0	2	78.2	42.4	237.888	0.053	0.151	1.8	35.4
	0.8	0.0010	1	2	45.8	37.6	171.442	0.056	0.141	1.0	31.2
300	0.2	0.0010	0	2	167.8	46.0	514.519	0.118	0.442	3.4	75.8
	0.5	0.0003	0	2	76.6	58.8	178.265	0.149	0.753	2.0	85.4
	0.8	0.0001	1	2	43.4	190.4	42.719	0.162	0.781	1.4	131.4
500	0.2	0.0003	0	1	167.2	139.4	324.832	0.264	0.929	4.0	197.4
	0.5	0.0003	0	3	91.0	159.2	41.832	0.316	3.530	1.6	142.2
	0.8	0.0001	1	2	48.8	214.8	43.060	0.486	2.685	2.0	220.6

TABLE 23. Results of  $\overline{LF2}$ [+RC, $\pm$ , -, +] on set A.2.

$n$	$p_a$	$p_{a'}$	$\#opt$	$\#null - obj$	$lazy - cuts$	$user - cuts$	$\%grb - gap$	$t_{sep}(s)$	$t(s)$	$paths$	$nodes$
100	0.2	0.0100	0	1	107.6	11.2	188.969	0.004	0.099	4.2	43.6
	0.5	0.0050	0	2	83.0	40.6	237.888	0.003	0.110	1.8	35.4
	0.8	0.0010	1	0	49.0	46.4	138.150	0.005	0.088	2.2	51.8
300	0.2	0.0010	0	2	165.6	34.2	515.293	0.047	0.329	3.4	75.2
	0.5	0.0003	0	2	79.0	59.0	178.265	0.084	0.730	2.0	85.4
	0.8	0.0001	1	2	44.6	221.8	42.719	0.182	0.765	1.4	131.4
500	0.2	0.0003	0	1	166.2	14.0	55.812	0.225	0.879	4.6	221.0
	0.5	0.0003	0	3	91.0	159.2	41.832	0.415	3.641	1.6	142.2
	0.8	0.0001	1	2	48.6	338.2	43.235	0.816	3.528	2.0	220.4

TABLE 24. Results of  $\overline{LF2}$ [+RC, $\pm$ , -, +] (with Cliquer) on set A.2.

$n$	$p_a$	$p_{a'}$	$\#opt$	$\#null - obj$	$lazy - cuts$	$user - cuts$	$\%grb - gap$	$t_{sep}(s)$	$t(s)$	$paths$	$nodes$
100	0.2	0.0100	0	0	105.2	18.0	789.789	0.142	0.241	3.8	38.0
	0.5	0.0050	0	2	78.2	42.4	237.888	0.047	0.147	1.8	35.4
	0.8	0.0010	1	0	57.4	71.4	120.430	0.093	0.205	2.2	60.4
300	0.2	0.0010	0	2	167.8	46.0	514.519	0.114	0.443	3.4	75.8
	0.5	0.0003	0	2	77.2	71.6	178.265	0.179	0.803	2.0	85.4
	0.8	0.0001	1	2	43.4	190.4	42.719	0.199	0.822	1.4	131.4
500	0.2	0.0003	0	1	167.2	139.4	324.832	0.300	0.974	4.0	197.4
	0.5	0.0003	0	3	91.0	159.2	41.832	0.499	3.729	1.6	142.2
	0.8	0.0001	1	2	48.4	278.0	5.997	0.822	3.361	2.0	217.4

TABLE 25. Results of  $\overline{LF2}$ [+IPCs,TC-I,II] on set B.

Group	$\#opt$	$\#null - obj$	$lazy - cuts$	$user - cuts$	$\%grb - gap$	$t_{sep}(s)$	$t(s)$	$paths$	$nodes$
$G_1$	0	3	74.6	8.0	117.820	0.000	0.223	7.2	21.4
$G_2$	0	2	159.8	8.0	16.623	0.001	0.593	25.8	77.2
$G_3$	0	2	239.4	8.0	16.991	0.001	0.907	27.2	80.6
$G_4$	0	4	194.0	6.0	16.665	0.004	1.608	11.4	36.0
$G_5$	0	4	291.0	8.0	23.713	0.003	1.675	11.8	38.8
$G_6$	0	2	261.0	8.4	25.948	0.004	1.412	38.4	128.8
$G_7$	0	4	434.0	8.8	22.955	0.009	3.107	13.8	48.8
$G_8$	0	1	99.0	6.0	-	0.014	4.754	0.0	0.0



TABLE 26. Results of  $\overline{LF2}$ [+IPCs,TC-I,II] on set C.

$n$	$p_a$	$p_{a'}$	$\#opt$	$\#null - obj$	$lazy - cuts$	$user - cuts$	$\%grb - gap$	$t_{sep}(s)$	$t(s)$	$paths$	$nodes$
100	0.2	0.2	5	0	84.2	0.8	0.000	0.000	0.101	14.0	31.6
		0.5	1	0	89.2	6.8	29.844	0.000	0.165	20.0	43.8
		0.8	2	0	91.0	8.0	3.128	0.000	0.187	28.0	59.8
	0.5	0.2	4	1	64.0	4.8	0.000	0.000	0.130	18.4	45.2
		0.5	0	2	128.6	10.4	90.677	0.000	0.140	14.2	35.2
		0.8	1	4	93.6	6.8	0.000	0.000	0.138	7.8	20.0
	0.8	0.2	5	0	37.6	0.0	0.000	0.000	0.081	25.4	78.0
		0.5	0	3	93.0	18.4	22.021	0.000	0.150	7.0	32.8
		0.8	1	1	81.0	11.2	22.488	0.000	0.116	11.4	66.2
300	0.2	0.2	0	1	216.6	5.2	6.296	0.004	0.708	35.4	79.6
		0.5	0	2	289.4	11.6	10.848	0.004	0.858	41.0	91.0
		0.8	0	1	252.0	9.6	5.604	0.010	1.524	70.8	150.8
	0.5	0.2	1	1	119.4	2.4	3.283	0.005	1.470	56.6	140.4
		0.5	0	0	268.0	10.4	14.492	0.011	2.408	102.0	240.4
		0.8	0	2	244.0	8.8	24.357	0.010	1.779	49.8	144.6
	0.8	0.2	3	2	54.8	5.2	0.000	0.000	0.370	41.6	145.0
		0.5	0	3	201.8	12.0	33.453	0.015	3.922	18.0	90.2
		0.8	0	4	170.4	23.2	31.006	0.017	3.451	7.2	45.8
500	0.2	0.2	0	3	294.8	14.4	3.101	0.011	2.245	28.8	66.0
		0.5	0	2	406.6	8.8	14.555	0.017	2.699	62.0	143.4
		0.8	0	0	358.2	11.6	7.326	0.012	2.113	150.6	324.2
	0.5	0.2	0	3	158.6	5.6	0.813	0.011	4.015	49.2	122.6
		0.5	0	0	411.6	11.2	12.001	0.022	6.350	184.0	418.2
		0.8	0	1	323.6	8.0	26.377	0.024	5.145	104.4	316.2
	0.8	0.2	5	0	66.8	0.0	0.000	0.005	1.394	111.2	400.2
		0.5	0	2	276.8	21.2	28.195	0.029	10.563	44.4	235.0
		0.8	0	5	261.2	31.2	-	0.034	16.735	0.0	0.0

TABLE 27. Results of  $\overline{LF2}$ [+A-GRC] on set C.

$n$	$p_\alpha$	$p_{\alpha'}$	$\#opt$	$\#null - obj$	$lazy - cuts$	$user - cuts$	$\%grb - gap$	$t_{sep}(s)$	$t(s)$	$paths$	$nodes$
100	0.2	0.2	5	0	84.2	0.8	0.000	0.003	0.112	14.0	31.6
		0.5	1	0	89.2	6.8	29.844	0.004	0.188	20.0	43.8
		0.8	2	0	91.0	8.0	3.128	0.005	0.184	28.0	59.8
	0.5	0.2	4	1	64.0	4.8	0.000	0.004	0.215	18.4	45.2
		0.5	0	2	128.6	10.4	90.677	0.000	0.140	14.2	35.2
		0.8	1	4	93.6	6.8	0.000	0.001	0.094	7.8	20.0
	0.8	0.2	5	0	37.6	0.0	0.000	0.000	0.026	25.4	78.0
		0.5	0	3	93.0	18.4	22.021	0.001	0.142	7.0	32.8
		0.8	1	1	81.0	11.2	22.488	0.002	0.119	11.4	66.2
300	0.2	0.2	0	1	216.6	5.2	6.296	0.027	0.455	35.4	79.6
		0.5	0	2	289.4	11.6	10.848	0.000	0.317	41.0	91.0
		0.8	0	1	252.0	9.6	5.604	0.009	0.398	70.8	150.8
	0.5	0.2	1	1	119.4	2.4	3.283	0.029	0.438	56.6	140.4
		0.5	0	0	268.0	10.4	14.492	0.001	0.831	102.0	240.4
		0.8	0	2	244.0	8.8	24.357	0.001	0.663	49.8	144.6
	0.8	0.2	3	2	54.8	5.2	0.000	0.019	0.346	41.6	145.0
		0.5	0	3	201.8	12.0	33.453	0.006	2.369	18.0	90.2
		0.8	0	4	170.4	23.2	31.006	0.030	2.550	7.2	45.8
500	0.2	0.2	0	3	294.8	14.4	3.101	0.074	2.456	28.8	66.0
		0.5	0	2	406.6	8.8	14.555	0.001	0.927	62.0	143.4
		0.8	0	0	358.2	11.6	7.326	0.005	1.856	150.6	324.2
	0.5	0.2	0	3	158.6	5.6	0.813	0.140	1.683	49.2	122.6
		0.5	0	0	411.6	11.2	12.001	0.022	6.350	184.0	418.2
		0.8	0	1	323.6	8.0	26.377	0.005	2.109	104.4	316.2
	0.8	0.2	5	0	66.8	0.0	0.000	0.003	0.592	111.2	400.2
		0.5	0	2	276.8	21.2	28.195	0.007	4.409	44.4	235.0
		0.8	0	5	261.2	31.2	-	0.013	7.367	0.0	0.0

TABLE 28. Results of  $\overline{LF2}$ [+A-GRC] (with cliquer) on set C.

$n$	$p_\alpha$	$p_{\alpha'}$	$\#opt$	$\#null - obj$	$lazy - cuts$	$user - cuts$	$\%grb - gap$	$t_{sep}(s)$	$t(s)$	$paths$	$nodes$
100	0.2	0.2	5	0	84.2	0.8	0.000	0.101	0.133	14.0	31.6
		0.5	1	0	89.2	6.8	29.844	0.053	0.105	20.0	43.8
		0.8	2	0	91.0	8.2	3.128	0.062	0.115	28.0	59.8
	0.5	0.2	4	1	64.0	4.8	0.000	0.097	0.288	18.4	45.2
		0.5	0	2	128.6	10.4	90.677	0.028	0.357	14.2	35.2
		0.8	0	4	96.6	8.8	1.004	0.035	0.134	7.6	19.8
	0.8	0.2	5	0	37.6	0.0	0.000	0.000	0.021	25.4	78.0
		0.5	0	3	93.0	18.4	22.021	0.042	0.423	7.0	32.8
		0.8	1	1	81.0	12.4	22.488	0.069	0.430	11.4	66.2
300	0.2	0.2	0	1	216.6	5.2	6.296	0.098	0.333	35.4	79.6
		0.5	0	2	289.4	11.6	10.848	0.000	0.319	41.0	91.0
		0.8	0	1	252.0	9.6	5.604	0.024	0.397	70.8	150.8
	0.5	0.2	1	1	119.4	2.4	3.283	0.139	0.770	56.6	140.4
		0.5	0	0	268.0	10.4	14.492	0.001	0.839	102.0	240.4
		0.8	0	2	244.0	8.8	24.357	0.001	0.676	49.8	144.6
	0.8	0.2	3	2	54.8	5.2	0.000	0.038	0.364	41.6	145.0
		0.5	0	3	201.8	12.0	33.453	0.002	1.437	18.0	90.2
		0.8	0	4	170.4	23.6	31.006	0.037	1.419	7.2	45.8
500	0.2	0.2	0	3	294.8	14.4	3.101	0.130	1.153	28.8	66.0
		0.5	0	2	406.6	8.8	14.555	0.001	0.933	62.0	143.4
		0.8	0	0	358.2	11.6	7.326	0.003	1.444	150.6	324.2
	0.5	0.2	0	3	158.6	5.6	0.813	0.301	2.518	49.2	122.6
		0.5	0	0	411.6	11.2	12.001	0.007	3.554	184.0	418.2
		0.8	0	1	323.6	8.0	26.377	0.008	2.707	104.4	316.2
	0.8	0.2	5	0	66.8	0.0	0.000	0.003	0.601	111.2	400.2
		0.5	0	2	276.8	21.2	28.195	0.011	4.907	44.4	235.0
		0.8	0	5	261.2	31.2	-	0.011	8.379	0.0	0.0

TABLE 29. Results of  $\overline{LF2}$ [+RC, $\pm$ , -, +] on set C.

$n$	$p_\alpha$	$p_{\alpha'}$	$\#opt$	$\#null - obj$	$lazy - cuts$	$user - cuts$	$\%grb - gap$	$t_{sep}(s)$	$t(s)$	$paths$	$nodes$
100	0.2	0.2	5	0	76.6	3.2	0.000	0.002	0.024	14.0	31.6
		0.5	2	0	92.4	9.6	2.692	0.003	0.058	23.4	50.6
		0.8	4	0	91.4	11.4	1.105	0.005	0.062	29.0	60.8
	0.5	0.2	4	0	66.6	6.6	2.696	0.002	0.062	22.2	54.4
		0.5	0	2	127.6	10.6	90.677	0.001	0.140	14.2	35.2
		0.8	0	5	98.8	9.2	-	0.005	0.292	0.0	0.0
	0.8	0.2	5	0	37.6	0.0	0.000	0.000	0.044	25.4	78.0
		0.5	0	3	93.0	18.4	22.021	0.007	0.485	7.0	32.8
		0.8	1	1	81.0	11.2	22.488	0.020	0.385	11.4	66.2
300	0.2	0.2	2	0	222.4	8.0	4.244	0.036	0.275	44.0	100.2
		0.5	0	2	289.4	11.6	10.848	0.001	0.505	41.0	91.0
		0.8	0	1	252.4	10.6	4.900	0.024	0.401	71.8	151.8
	0.5	0.2	3	1	109.8	4.2	0.572	0.206	1.600	57.2	144.2
		0.5	0	0	268.0	10.4	14.492	0.004	1.614	102.0	240.4
		0.8	0	2	244.0	8.8	24.357	0.010	1.927	49.8	144.6
	0.8	0.2	4	1	53.2	3.2	0.000	0.156	0.438	56.0	193.6
		0.5	0	3	201.8	12.0	33.453	0.002	1.395	18.0	90.2
		0.8	0	4	170.4	23.2	31.006	0.287	1.873	7.2	45.8
500	0.2	0.2	0	3	282.8	20.0	2.156	0.246	2.383	29.0	66.4
		0.5	0	2	406.6	8.8	14.555	0.011	1.845	62.0	143.4
		0.8	0	0	358.2	11.6	7.326	0.009	2.273	150.6	324.2
	0.5	0.2	0	2	159.2	12.4	1.975	0.629	2.472	75.0	183.6
		0.5	0	0	411.6	11.2	12.001	0.004	2.693	184.0	418.2
		0.8	0	1	323.6	8.0	26.377	0.005	1.904	104.4	316.2
	0.8	0.2	5	0	66.8	0.0	0.000	0.002	0.522	111.2	400.2
		0.5	0	2	276.8	21.2	28.195	0.005	3.638	44.4	235.0
		0.8	0	5	261.2	31.2	-	0.009	5.939	0.0	0.0

TABLE 30. Results of  $\overline{LF2}$ [+RC, $\pm$ , -, +] (with cliquer) on set C.

$n$	$p_a$	$p_{a'}$	#opt	#null - obj	lazy - cuts	user - cuts	%grb - gap	$t_{sep}(s)$	$t(s)$	paths	nodes
100	0.2	0.2	5	0	81.8	4.8	0.000	0.146	0.241	14.0	31.6
		0.5	2	0	95.2	10.4	4.018	0.127	0.312	23.0	50.0
		0.8	3	1	90.8	12.6	1.243	0.154	0.326	23.6	49.4
	0.5	0.2	3	0	72.8	9.6	3.479	0.126	0.348	22.0	54.0
		0.5	0	2	128.6	10.4	90.677	0.040	0.481	14.2	35.2
		0.8	0	4	96.6	8.8	1.004	0.092	0.378	7.6	19.8
	0.8	0.2	5	0	37.6	0.0	0.000	0.000	0.054	25.4	78.0
		0.5	0	3	93.0	18.4	22.021	0.042	0.451	7.0	32.8
		0.8	1	1	81.0	12.4	22.488	0.052	0.357	11.4	66.2
300	0.2	0.2	0	0	218.0	8.4	6.355	0.320	1.189	43.4	98.2
		0.5	0	2	289.4	11.6	10.848	0.007	1.107	41.0	91.0
		0.8	1	1	257.2	10.4	4.363	0.021	0.441	72.6	152.6
	0.5	0.2	3	1	108.2	4.8	0.858	0.286	1.103	57.2	143.8
		0.5	0	0	268.0	10.4	14.492	0.020	3.807	102.0	240.4
		0.8	0	2	244.0	8.8	24.357	0.003	0.914	49.8	144.6
	0.8	0.2	4	1	53.2	3.2	0.000	0.156	0.438	56.0	193.6
		0.5	0	3	201.8	12.0	33.453	0.018	4.866	18.0	90.2
		0.8	0	4	170.4	23.6	31.006	0.068	4.000	7.2	45.8
500	0.2	0.2	0	3	283.0	16.8	1.681	0.790	4.231	29.0	66.6
		0.5	0	2	406.6	8.8	14.555	0.004	1.349	62.0	143.4
		0.8	0	0	358.2	11.6	7.326	0.019	3.925	150.6	324.2
	0.5	0.2	0	0	176.4	11.2	2.095	1.701	7.617	123.6	306.0
		0.5	0	0	411.6	11.2	12.001	0.030	8.387	184.0	418.2
		0.8	0	1	323.6	8.0	26.377	0.021	5.265	104.4	316.2
	0.8	0.2	5	0	66.8	0.0	0.000	0.012	4.212	111.2	400.2
		0.5	0	2	276.8	21.2	28.195	0.031	11.424	44.4	235.0
		0.8	0	5	261.2	31.2	-	0.037	20.904	0.0	0.0

TABLE 31. Results of  $\overline{F2}$ [+IPCs,TC-I,II] on A.2.

$n$	$p_a$	$p_{a'}$	#opt	#opt <sub>0</sub>	#null - obj	lazy - cuts	user - cuts	grb - nodes	%grb - gap	$t_{sep}(s)$	$t(s)$	paths	nodes	%best - gap
100	0.2	0.0100	0	0	0	37511.6	1349274.8	833286.0	6.686	0.095	3600.228	7.4	82.2	2.626
		0.0050	0	0	0	85084.8	3345849.6	203642.2	15.850	8.096	3600.576	4.8	87.6	13.363
		0.0010	1	1	2	32467.2	2446184.0	91004.4	171.442	172.834	2880.984	1.0	31.2	164.321
300	0.2	0.0010	0	0	0	57500.8	1139135.6	182897.6	258.600	0.245	3600.949	6.0	160.4	250.601
		0.0003	0	0	0	35742.8	3777502.4	83571.4	48.306	423.527	3603.574	3.8	196.4	47.329
		0.0001	2	1	1	12248.2	3001847.6	23518.4	31.835	1501.563	2811.390	2.2	191.4	31.835
500	0.2	0.0003	0	0	0	35589.6	1065888.0	112918.6	43.409	21.092	3600.832	6.6	312.0	34.231
		0.0003	0	0	0	20302.4	4354274.8	41041.2	1301.135	902.610	3610.914	2.8	181.2	1278.362
		0.0001	3	1	1	2435.2	1454322.0	5052.4	87.612	1325.932	2025.141	2.6	320.6	87.612

TABLE 32. Results of  $\overline{F2}$ [+A-GRC] on A.2.

$n$	$p_a$	$p_{a'}$	#opt	#opt <sub>0</sub>	#null - obj	lazy - cuts	user - cuts	grb - nodes	%grb - gap	$t_{sep}(s)$	$t(s)$	paths	nodes	%best - gap
100	0.2	0.0100	0	0	0	37461.2	1347020.8	830746.4	6.686	0.047	3600.153	7.4	82.2	2.626
	0.5	0.0050	0	0	0	85023.6	3342514.4	203468.4	15.850	8.058	3600.451	4.8	87.6	13.363
	0.8	0.0010	1	1	2	32199.2	2423312.4	90116.4	171.442	172.167	2880.198	1.0	31.2	164.321
300	0.2	0.0010	0	0	0	57639.2	1143156.8	183424.8	258.600	0.191	3600.810	6.0	160.4	250.601
	0.5	0.0003	0	0	0	35577.0	3774384.8	83247.2	48.306	418.150	3605.121	3.8	196.4	47.329
	0.8	0.0001	2	1	1	12286.6	3010983.6	23584.6	31.835	1499.797	2811.593	2.2	191.4	31.835
500	0.2	0.0003	0	0	0	35487.4	1062688.0	112599.2	43.409	21.352	3600.759	6.6	312.0	34.231
	0.5	0.0003	0	0	0	20334.2	4363739.6	41109.4	1301.135	898.968	3609.450	2.8	181.2	1278.362
	0.8	0.0001	3	1	1	2428.0	1449458.8	5036.6	87.612	1333.041	2031.632	2.6	320.6	87.612

TABLE 33. Results of  $\overline{F2}$ [+A-GRC] (with cliquer) on A.2.

$n$	$p_a$	$p_{a'}$	#opt	#opt <sub>0</sub>	#null - obj	lazy - cuts	user - cuts	grb - nodes	%grb - gap	$t_{sep}(s)$	$t(s)$	paths	nodes	%best - gap
100	0.2	0.0100	0	0	0	15221.4	311469.6	115354.2	7.734	3229.301	3629.678	7.4	82.0	3.020
	0.5	0.0050	0	0	0	49969.8	2043580.2	112966.6	23.389	2380.769	3610.800	4.6	84.4	20.506
	0.8	0.0010	1	1	2	22052.2	1627237.6	57124.0	171.442	1683.729	2888.305	1.0	31.2	164.321
300	0.2	0.0010	0	0	0	37332.6	995313.2	132524.6	20.135	1702.811	3605.502	8.0	225.8	18.842
	0.5	0.0003	0	0	0	28284.2	2810637.4	64627.2	49.439	1573.005	3619.519	3.8	193.8	48.458
	0.8	0.0001	1	1	1	10992.8	2718945.2	21211.4	33.248	1674.493	2909.805	2.2	188.2	33.248
500	0.2	0.0003	0	0	0	27219.4	1384936.4	89874.8	36.742	1012.045	3602.722	6.6	317.2	28.403
	0.5	0.0003	0	0	0	17968.4	3818246.0	36137.0	1301.135	1240.582	3624.746	2.8	181.2	1278.362
	0.8	0.0001	3	1	1	2428.0	1449458.8	5036.6	87.612	1402.949	2093.338	2.6	320.6	87.612

TABLE 34. Results of  $\overline{F2}$ [+RC, $\pm$ , -, +] on A.2.

$n$	$p_a$	$p_{a'}$	#opt	#opt <sub>0</sub>	#null - obj	lazy - cuts	user - cuts	grb - nodes	%grb - gap	$t_{sep}(s)$	$t(s)$	paths	nodes	%best - gap
100	0.2	0.0100	2	0	0	24033.4	622328.4	252217.0	2.858	52.533	2171.037	7.6	83.4	0.431
	0.5	0.0050	0	0	1	79742.4	3080873.0	193089.2	6.505	7.326	3600.703	4.0	75.0	4.608
	0.8	0.0010	3	1	0	17070.2	1417658.6	41541.2	102.865	73.617	1459.996	2.4	69.0	98.592
300	0.2	0.0010	1	0	0	41369.8	1082301.4	140219.4	57.033	132.907	2881.114	7.2	203.0	55.867
	0.5	0.0003	1	0	0	31379.2	3607954.4	73126.2	51.151	454.872	2888.236	4.4	194.6	50.280
	0.8	0.0001	3	1	0	10090.6	2631569.0	19376.4	12.310	960.649	2086.653	3.0	271.6	11.674
500	0.2	0.0003	0	0	0	35095.0	1062610.6	108667.4	44.649	284.691	3603.035	6.6	311.2	35.316
	0.5	0.0003	0	0	0	19892.4	4266088.8	40196.6	1301.135	982.717	3619.633	2.8	181.2	1278.362
	0.8	0.0001	2	1	1	3294.0	1666173.4	6628.4	85.235	1759.262	2562.877	2.6	287.4	84.663

TABLE 35. Results of  $\overline{F2}$ [+RC, $\pm$ , -, +] (with Cliquer) on A.2.

$n$	$p_a$	$p_{a'}$	#opt	#opt <sub>0</sub>	#null - obj	lazy - cuts	user - cuts	grb - nodes	%grb - gap	$t_{sep}(s)$	$t(s)$	paths	nodes	%best - gap
100	0.2	0.0100	1	0	0	15160.2	318223.2	111377.8	3.224	3126.714	3506.354	7.6	83.4	0.534
	0.5	0.0050	0	0	0	50091.6	2044488.4	113229.0	23.389	2365.427	3606.232	4.6	84.4	20.506
	0.8	0.0010	3	1	0	15942.8	1273382.4	36841.2	102.865	856.471	1693.634	2.4	69.0	98.592
300	0.2	0.0010	0	0	0	36847.2	987080.8	131029.6	20.135	1744.713	3607.723	8.0	225.8	18.842
	0.5	0.0003	0	0	0	27827.2	2806268.0	64255.8	48.224	1692.417	3619.494	4.0	196.6	47.247
	0.8	0.0001	1	1	1	11074.6	2731446.8	21375.0	33.248	1690.149	2919.213	2.2	188.2	33.248
500	0.2	0.0003	0	0	0	26029.6	1325154.6	84348.6	40.849	1240.148	3613.720	6.6	313.8	31.994
	0.5	0.0003	0	0	0	17757.2	3772490.8	35687.2	1301.135	1324.292	3652.027	2.8	181.2	1278.362
	0.8	0.0001	3	1	1	2108.2	1335960.4	4429.6	87.612	1254.815	1920.731	2.6	320.6	87.612

TABLE 36. Comparison of lower bounds on set A.2.

$n$	$p_a$	$p_{a'}$	$\overline{LF2}$			$\overline{LF2}[+IPCs,TC-I,II]$			$\overline{LF2}[+A-GRC]$			$\overline{LF2}[+A-GRC](C)$			$\overline{LF2}[+RC,\pm,-,+]$			$\overline{LF2}[+RC,\pm,-,+](C)$		
			#bs	%obj	%best-gap	#bs	%obj	%best-gap	#bs	%obj	%best-gap	#bs	%obj	%best-gap	#bs	%obj	%best-gap	#bs	%obj	%best-gap
100	0.2	0.0100	0	16.197	16.196	0	121.715	775.743	0	121.715	775.743	0	121.715	775.743	0	92.213	181.741	0	120.547	775.253
	0.5	0.0050	0	3.209	3.209	0	173.444	237.469	0	173.444	237.469	0	173.444	237.469	0	173.444	237.469	0	173.444	237.469
	0.8	0.0010	1	3.401	3.401	1	209.625	164.321	1	209.625	164.321	1	209.625	164.321	1	86.512	132.319	1	59.946	114.961
300	0.2	0.0010	0	12.999	12.999	0	244.340	496.499	0	244.340	496.499	0	244.340	496.499	0	247.088	497.269	0	244.340	496.499
	0.5	0.0003	0	10.068	10.068	0	215.931	176.370	0	215.931	176.370	0	215.931	176.370	0	215.931	176.370	0	215.931	176.370
	0.8	0.0001	2	1.867	1.867	1	124.049	42.719	1	124.049	42.719	1	124.049	42.719	1	124.049	42.719	1	124.049	42.719
500	0.2	0.0003	0	21.559	21.559	0	98.684	280.197	0	98.684	280.197	0	98.684	280.197	0	77.467	45.011	0	98.684	280.197
	0.5	0.0003	0	3.161	3.161	0	240.505	34.874	0	240.505	34.874	0	240.505	34.874	0	240.505	34.874	0	240.505	34.874
	0.8	0.0001	1	0.520	0.520	1	125.476	43.060	1	125.476	43.060	1	125.476	43.060	1	125.684	43.235	1	128.795	45.997
AVG			0.4	8.109	8.109	<b>0.3</b>	172.641	250.139	<b>0.3</b>	172.641	250.139	<b>0.3</b>	172.641	250.139	<b>0.3</b>	<b>153.654</b>	<b>154.556</b>	<b>0.3</b>	156.249	244.926

TABLE 37. Comparison of BC variants on set A.2.

$n$	$p_a$	$p_{a'}$	$\overline{F2}[+IPCs,TC-I,II]$			$\overline{F2}[+A-GRC]$			$\overline{F2}[+A-GRC](C)$			$\overline{F2}[+RC,\pm,-,+]$			$\overline{F2}[+RC,\pm,-,+](C)$		
			#bs	%obj	%best-gap	#bs	%obj	%best-gap	#bs	%obj	%best-gap	#bs	%obj	%best-gap	#bs	%obj	%best-gap
100	0.2	0.0100	3	1.946	2.626	3	1.946	2.626	3	2.195	3.020	4	0.480	0.431	4	0.480	0.534
	0.5	0.0050	3	10.506	13.363	3	10.506	13.363	3	14.695	20.506	3	29.069	4.608	3	14.695	20.506
	0.8	0.0010	1	209.625	164.321	1	209.625	164.321	1	209.625	164.321	3	40.008	98.592	3	40.008	98.592
300	0.2	0.0010	2	62.720	250.601	2	62.720	250.601	2	15.590	18.842	2	28.572	55.867	2	15.590	18.842
	0.5	0.0003	1	37.373	47.329	1	37.373	47.329	1	39.217	48.458	2	38.646	50.280	1	37.234	47.247
	0.8	0.0001	2	53.815	31.835	2	53.815	31.835	1	56.430	33.248	3	8.395	11.674	1	56.430	33.248
500	0.2	0.0003	1	25.706	34.231	1	25.706	34.231	1	23.645	28.403	1	26.029	35.316	1	24.985	31.994
	0.5	0.0003	0	167.220	1278.362	0	167.220	1278.362	0	167.220	1278.362	0	167.220	1278.362	0	167.220	1278.362
	0.8	0.0001	3	55.146	87.612	3	55.146	87.612	3	55.146	87.612	2	73.069	84.663	3	55.146	87.612
AVG			1.778	69.340	212.253	1.778	69.340	212.253	1.667	64.862	186.975	<b>2.222</b>	<b>45.721</b>	179.977	2	45.754	<b>179.660</b>

TABLE 38. Results of  $\overline{F2}[+IPCs,TC-I,II]$  on B.

Group	#opt	#opt <sub>0</sub>	#null - obj	lazy - cuts	user - cuts	grb - nodes	%grb - gap	$t_{sep}(s)$	$t(s)$	paths	nodes
$G_1$	5	0	0	244.6	1872.0	1062.2	-	0.000	0.321	29.8	84.0
$G_2$	5	0	0	2641.8	22410.8	11273.6	-	0.000	14.919	48.6	150.0
$G_3$	4	0	0	18377.4	187050.8	239446.6	0.004	0.000	744.497	54.2	158.2
$G_4$	4	0	0	30194.2	597104.8	299506.8	35.516	0.004	1329.738	61.6	199.0
$G_5$	4	0	0	12752.4	225594.0	111251.8	0.002	0.001	771.869	72.0	240.0
$G_6$	2	0	0	36533.8	764830.0	383725.6	7.311	0.003	2303.893	79.6	259.4
$G_7$	4	0	0	22655.6	94175.2	94327.2	11.942	0.131	928.903	89.0	293.6
$G_8$	0	0	0	16942.0	137056.0	68688.0	25.028	0.007	3601.425	157.0	400.0

TABLE 39. Results of  $\overline{F2}[+A-GRC]$  on B.

Group	#opt	#opt <sub>0</sub>	#null - obj	lazy - cuts	user - cuts	grb - nodes	%grb - gap	$t_{sep}(s)$	$t(s)$	paths	nodes
$G_1$	5	0	0	244.6	1872.0	1062.2	-	0.001	0.330	29.8	84.0
$G_2$	5	0	0	2641.8	22410.8	11273.6	-	0.008	15.177	48.6	150.0
$G_3$	4	0	0	18082.8	184019.6	232729.8	0.004	0.017	745.751	54.2	158.2
$G_4$	4	0	0	30352.8	601106.4	301581.2	35.516	0.333	1327.375	61.6	199.0
$G_5$	4	0	0	12724.4	224892.4	110933.6	0.002	0.278	771.780	72.0	240.0
$G_6$	2	0	0	36356.4	762680.4	382671.8	7.311	3.911	2305.253	79.6	259.4
$G_7$	4	0	0	22714.0	94589.4	94741.4	11.942	0.619	927.038	89.0	293.6
$G_8$	0	0	0	17106.0	138142.0	69231.0	25.028	0.038	3600.612	157.0	400.0

TABLE 40. Results of  $\overline{F2}[+A-GRC]$  (with Cliquer) on B.

Group	$\#opt$	$\#opt_0$	$\#null - obj$	$lazy - cuts$	$user - cuts$	$grb - nodes$	$\%grb - gap$	$t_{sep}(s)$	$t(s)$	$paths$	$nodes$
$G_1$	5	0	0	186.2	1335.8	700.8	0.000	2.279	2.586	29.8	84.0
$G_2$	5	0	0	2470.4	21258.2	10353.4	0.000	12.127	27.928	48.6	150.0
$G_3$	4	0	0	9001.8	112048.4	64212.2	0.001	756.713	912.710	54.2	158.2
$G_4$	3	0	0	30889.0	727310.6	363231.2	3.343	578.244	2160.092	64.8	204.0
$G_5$	4	0	0	12165.6	208905.4	103215.0	7.594	383.077	1136.613	70.0	226.8
$G_6$	2	0	0	32272.8	694519.4	345330.2	5.571	457.788	2318.168	78.8	256.8
$G_7$	1	0	0	25766.4	310860.4	152475.4	30.623	471.737	1482.345	82.2	247.4
$G_8$	0	0	0	17448.0	143870.0	72117.0	25.028	0.018	3601.877	157.0	400.0

TABLE 41. Results of  $\overline{F2}[+RC,\pm, -, +]$  on B.

Group	$\#opt$	$\#opt_0$	$\#null - obj$	$lazy - cuts$	$user - cuts$	$grb - nodes$	$\%grb - gap$	$t_{sep}(s)$	$t(s)$	$paths$	$nodes$
$G_1$	5	0	0	210.8	1161.2	711.4	-	0.142	0.464	29.8	84.0
$G_2$	5	0	0	1961.6	12376.2	6371.2	-	2.873	10.714	48.6	150.0
$G_3$	4	0	0	11380.0	134140.0	115727.8	0.004	451.051	768.673	54.2	158.2
$G_4$	4	0	0	26279.0	490876.0	245363.8	56.838	16.142	1132.501	63.2	194.8
$G_5$	5	0	0	6642.0	83990.6	41702.0	-	10.384	154.665	71.8	240.0
$G_6$	2	0	0	26638.4	513585.4	255848.0	7.781	30.571	1280.014	78.4	258.6
$G_7$	2	0	1	24682.2	125797.8	126250.6	14.338	37.284	1108.812	70.6	225.0
$G_8$	0	0	0	17106.0	138452.0	69386.0	25.028	0.017	3600.864	157.0	400.0

TABLE 42. Results of  $\overline{F2}[+RC,\pm, -, +]$  (with cliquer) on B.

Group	$\#opt$	$\#opt_0$	$\#null - obj$	$lazy - cuts$	$user - cuts$	$grb - nodes$	$\%grb - gap$	$t_{sep}(s)$	$t(s)$	$paths$	$nodes$
$G_1$	5	0	0	186.2	1335.8	700.8	0.000	2.270	2.572	29.8	84.0
$G_2$	5	0	0	2470.4	21258.2	10353.4	0.000	12.078	27.780	48.6	150.0
$G_3$	4	0	0	8796.2	110730.6	63323.6	0.001	755.503	910.539	54.2	158.2
$G_4$	3	0	0	30361.6	719751.6	359443.2	3.343	581.221	2161.194	64.8	204.0
$G_5$	4	0	0	12451.0	216816.6	107047.8	7.594	380.555	1131.769	70.0	226.8
$G_6$	2	0	0	32209.4	695198.6	345643.2	5.571	462.613	2326.343	78.8	256.8
$G_7$	1	0	0	25767.0	311138.0	152600.4	30.623	470.496	1481.438	82.2	247.4
$G_8$	0	0	0	17448.0	142922.0	71643.0	25.028	0.156	3601.107	157.0	400.0

TABLE 43. Comparison of lower bounds on set B.

Group	$\overline{LF2}$			$\overline{LF2}[+IPCS,TC-I,II]$			$\overline{LF2}[+A-GRC]$			$\overline{LF2}[+A-GRC](C)$			$\overline{LF2}[+RC,\pm, -, +]$			$\overline{LF2}[+RC,\pm, -, +](C)$		
	$\#bs$	$\%obj$	$\%best - gap$	$\#bs$	$\%obj$	$\%best - gap$	$\#bs$	$\%obj$	$\%best - gap$	$\#bs$	$\%obj$	$\%best - gap$	$\#bs$	$\%obj$	$\%best - gap$	$\#bs$	$\%obj$	$\%best - gap$
$G_1$	1	1.195	1.196	0	292.438	117.820	0	292.438	117.820	0	292.438	117.820	0	292.438	117.820	0	292.438	117.820
$G_2$	2	0.005	0.005	0	94.314	16.623	0	94.314	16.623	0	94.314	16.623	0	94.314	16.623	0	94.314	16.623
$G_3$	2	1.143	1.143	0	96.272	16.988	0	96.272	16.988	0	96.272	16.988	0	96.272	16.988	0	96.272	16.988
$G_4$	2	2.868	2.867	0	466.667	16.665	0	466.667	16.665	0	466.667	16.665	0	466.667	16.665	0	466.667	16.665
$G_5$	1	0.008	0.008	0	518.569	23.713	0	518.569	23.713	0	518.569	23.713	0	518.569	23.713	0	518.569	23.713
$G_6$	1	3.785	3.784	0	101.702	20.782	0	101.702	20.782	0	101.702	20.782	0	101.702	20.782	0	101.702	20.782
$G_7$	1	2.138	2.138	0	501.599	22.955	0	501.599	22.955	0	501.599	22.955	0	501.599	22.955	0	501.599	22.955
$G_8$	0	20.021	20.021	0	-	-	0	-	-	0	-	-	0	-	-	0	-	-
	1.25	3.895	3.895	<b>0</b>	<b>258.945</b>	<b>29.443</b>	<b>0</b>	<b>258.945</b>	<b>29.443</b>	<b>0</b>	<b>258.945</b>	<b>29.443</b>	<b>0</b>	<b>258.945</b>	<b>29.443</b>	<b>0</b>	<b>258.945</b>	<b>29.443</b>



TABLE 44. Comparison of BC variants on set B.

Group	$\overline{F2}[+IPCs,TC-I,II]$			$\overline{F2}[+A-GRC]$			$\overline{F2}[+A-GRC](C)$			$\overline{F2}[+RC,\pm,-,+]$			$\overline{F2}[+RC,\pm,-,+](C)$		
	#bs	%obj	%best-gap	#bs	%obj	%best-gap	#bs	%obj	%best-gap	#bs	%obj	%best-gap	#bs	%obj	%best-gap
$G_1$	5	0.000	0.000	5	0.000	0.000	5	0.000	0.000	5	0.000	0.000	5	0.000	0.000
$G_2$	5	0.000	0.000	5	0.000	0.000	5	0.000	0.000	5	0.000	0.000	5	0.000	0.000
$G_3$	5	0.000	0.000	5	0.000	0.000	5	0.000	0.000	5	0.000	0.000	5	0.000	0.000
$G_4$	4	2.509	3.222	4	2.509	3.222	4	0.000	0.000	4	4.727	6.875	4	0.000	0.000
$G_5$	4	0.000	0.000	4	0.000	0.000	4	5.824	7.594	5	0.000	0.000	4	5.824	7.594
$G_6$	4	0.154	0.160	4	0.154	0.160	4	1.168	1.266	4	0.463	0.453	4	1.168	1.266
$G_7$	5	0.000	0.000	5	0.000	0.000	1	18.686	28.208	3	30.494	4.184	1	18.686	28.208
$G_8$	1	0.000	0.000	1	0.000	0.000	1	0.000	0.000	1	0.000	0.000	1	0.000	0.000
	<b>4.125</b>	<b>0.333</b>	<b>0.423</b>	<b>4.125</b>	<b>0.333</b>	<b>0.423</b>	3.625	3.210	4.633	4	4.460	1.439	3.625	3.210	4.633

TABLE 45. Results of  $\overline{F2}[+IPCs,TC-I,II]$  on C.

$n$	$p_a$	$p_{a'}$	#opt	#opt <sub>0</sub>	#null	obj	lazy	cuts	user	cuts	grb	nodes	%grb	gap	$t_{sep}(s)$	$t(s)$	paths	nodes
100	0.2	0.2	5	5	0	84.2	0.8	1.0	0.000	0.000	0.033	14.0	31.6					
		0.5	5	1	0	177.0	2145.2	6430.8	0.000	0.000	1.159	24.2	51.6					
		0.8	5	2	0	93.2	36.0	229.0	0.000	0.000	0.096	29.6	61.4					
		0.5	0.2	5	4	0	100.4	454.4	199.8	0.000	0.000	0.134	22.6	55.8				
			0.5	4	0	0	1130.4	1750821.2	2259141.2	0.002	0.412	724.581	37.0	87.0				
			0.8	5	1	0	294.2	2802.4	1315.6	0.000	0.000	0.797	38.0	100.0				
		0.8	0.2	5	5	0	37.6	0.0	1.0	0.000	0.000	0.022	25.4	78.0				
			0.5	5	0	0	1028.6	37669.6	4037.6	0.000	0.009	4.851	20.8	100.0				
			0.8	5	1	0	121.0	332.0	67.0	0.000	0.000	0.174	16.6	100.0				
300	0.2	0.2	5	0	0	423.4	2443.2	952.8	0.000	0.000	1.585	45.6	104.4					
		0.5	5	0	0	1283.2	47340.8	22662.0	0.000	0.000	34.312	74.6	163.6					
		0.8	5	0	0	304.0	1708.0	1216.0	0.000	0.000	2.037	96.8	198.4					
		0.5	0.2	4	1	0	19389.2	205638.8	128198.4	0.111	0.001	724.553	70.6	180.8				
			0.5	3	0	0	10285.2	1788326.0	327273.4	1.349	0.132	1535.603	116.6	271.0				
			0.8	3	0	0	7239.4	531933.2	216082.2	0.361	0.006	1761.739	103.6	294.6				
		0.8	0.2	5	3	0	136.6	2368.4	393.6	0.000	0.000	2.663	67.8	243.0				
			0.5	0	0	0	31896.8	1603913.6	255491.2	13.814	0.037	3600.442	49.6	264.2				
			0.8	4	0	0	4789.8	568342.8	77184.4	0.067	0.004	774.897	45.8	299.6				
500	0.2	0.2	2	0	0	16899.4	2085210.0	682378.4	0.595	0.017	2274.351	74.0	169.8					
		0.5	4	0	0	7318.4	478698.8	504971.0	0.000	0.076	1383.979	122.2	275.6					
		0.8	3	0	0	1023.2	630081.2	564780.0	0.226	0.015	1448.953	169.6	347.0					
		0.5	0.2	2	0	0	33046.2	1117911.6	390233.8	0.127	0.046	2168.779	125.0	312.0				
			0.5	0	0	0	11822.8	1174689.2	250625.0	4.580	0.602	3600.474	201.4	448.0				
			0.8	0	0	0	10280.4	381927.2	150823.4	3.619	0.017	3600.654	162.4	478.6				
		0.8	0.2	5	5	0	66.8	0.0	1.0	0.000	0.002	0.525	111.2	400.2				
			0.5	0	0	0	16202.4	534720.0	52420.8	22.415	0.099	3600.967	76.4	408.6				
			0.8	1	0	0	23700.4	407668.8	34284.0	406.691	0.146	2776.744	52.2	363.2				

TABLE 46. Results of  $\overline{F2}$ [+A-GRC] on C.

$n$	$p_a$	$p_{a'}$	$\#opt$	$\#opt_0$	$\#null - obj$	$lazy - cuts$	$user - cuts$	$grb - nodes$	$\%grb - gap$	$t_{sep}(s)$	$t(s)$	$paths$	$nodes$
100	0.2	0.2	5	5	0	84.2	0.8	1.0	0.000	0.001	0.037	14.0	31.6
		0.5	5	1	0	177.0	2145.2	6430.8	0.000	0.013	1.471	24.2	51.6
		0.8	5	2	0	93.2	36.0	229.0	0.000	0.002	0.115	29.6	61.4
	0.5	0.2	5	4	0	100.4	454.4	199.8	0.000	0.001	0.133	22.6	55.8
		0.5	4	0	0	1130.4	1578842.8	2054377.0	0.002	0.392	724.996	37.0	87.0
		0.8	5	1	0	294.2	2802.4	1315.6	0.000	0.003	0.811	38.0	100.0
	0.8	0.2	5	5	0	37.6	0.0	1.0	0.000	0.000	0.021	25.4	78.0
		0.5	5	0	0	1028.6	37669.6	4037.6	0.000	0.006	4.755	20.8	100.0
		0.8	5	1	0	121.0	332.0	67.0	0.000	0.004	0.179	16.6	100.0
300	0.2	0.2	5	0	0	423.4	2443.2	952.8	0.000	0.033	1.778	45.6	104.4
		0.5	5	0	0	1283.2	47340.8	22662.0	0.000	1.586	37.286	74.6	163.6
		0.8	5	0	0	304.0	1708.0	1216.0	0.000	0.843	3.053	96.8	198.4
	0.5	0.2	4	1	0	19055.6	201178.0	126081.4	0.111	0.089	725.342	70.6	180.8
		0.5	3	0	0	10398.6	1828287.6	332651.8	1.349	9.846	1529.473	116.6	271.0
		0.8	3	0	0	7205.2	494748.4	200699.6	0.371	82.991	1773.022	103.6	294.6
	0.8	0.2	5	3	0	136.6	2368.4	393.6	0.000	0.018	2.639	67.8	243.0
		0.5	0	0	0	31888.0	1604004.0	255392.2	13.814	0.259	3600.755	49.6	264.2
		0.8	4	0	0	4789.8	565033.2	76663.8	0.067	4.918	774.998	45.8	299.6
500	0.2	0.2	2	0	0	16627.6	1995011.2	599319.6	0.595	140.647	2282.443	74.0	169.8
		0.5	3	0	0	7255.0	452311.2	339305.0	0.001	584.409	1750.690	122.2	275.6
		0.8	3	0	0	1009.8	229891.6	175567.2	0.226	938.283	1457.643	169.6	347.0
	0.5	0.2	2	0	0	31701.0	1096799.2	367664.4	0.127	51.188	2169.503	125.0	312.0
		0.5	0	0	0	11692.2	1163577.6	248342.6	4.580	27.841	3600.637	201.4	448.0
		0.8	0	0	0	10250.2	379625.2	150022.8	3.619	17.946	3600.432	162.4	478.6
	0.8	0.2	5	5	0	66.8	0.0	1.0	0.000	0.002	0.524	111.2	400.2
		0.5	0	0	0	16147.2	531136.4	52079.6	22.415	0.116	3601.178	76.4	408.6
		0.8	1	0	0	23673.0	407367.6	34274.0	406.691	0.844	2776.454	52.2	363.2

TABLE 47. Results of  $\overline{F2}$ [+A-GRC] (with cliquer) on C.

$n$	$p_a$	$p_{a'}$	$\#opt$	$\#opt_0$	$\#null - obj$	$lazy - cuts$	$user - cuts$	$grb - nodes$	$\%grb - gap$	$t_{sep}(s)$	$t(s)$	$paths$	$nodes$
100	0.2	0.2	5	5	0	84.2	0.8	1.0	0.000	0.097	0.128	14.0	31.6
		0.5	5	1	0	177.0	2145.2	6430.8	0.000	101.440	104.069	24.2	51.6
		0.8	5	2	0	93.2	50.0	229.0	0.000	5.027	5.207	29.6	61.4
	0.5	0.2	5	4	0	100.4	459.4	199.8	0.000	3.662	3.857	22.6	55.8
		0.5	4	0	0	1114.8	71986.2	40238.4	0.005	761.345	790.475	37.0	87.0
		0.8	5	0	0	280.2	2792.2	1270.2	0.000	2.275	3.100	38.0	100.0
	0.8	0.2	5	5	0	37.6	0.0	1.0	0.000	0.000	0.023	25.4	78.0
		0.5	5	0	0	2632.8	197908.6	14918.0	0.000	11.451	36.553	20.8	100.0
		0.8	5	1	0	119.4	357.2	65.6	0.000	0.395	0.568	16.6	100.0
300	0.2	0.2	5	0	0	423.4	2443.2	952.8	0.000	11.380	13.206	45.6	104.4
		0.5	5	0	0	1283.2	47340.8	22662.0	0.000	96.429	132.063	74.6	163.6
		0.8	5	0	0	304.0	1708.0	1216.0	0.000	12.711	14.980	96.8	198.4
	0.5	0.2	4	1	0	4412.2	64602.4	36342.0	0.111	672.886	753.521	70.6	180.8
		0.5	3	0	0	9610.8	1632414.0	300701.6	1.349	294.168	1559.975	116.6	271.0
		0.8	2	0	0	7218.0	524355.6	221029.2	0.448	577.089	2395.580	103.6	294.6
	0.8	0.2	5	3	0	136.6	2368.4	393.6	0.000	1.753	4.427	67.8	243.0
		0.5	0	0	0	31996.4	1610395.2	256341.4	13.814	2.534	3600.810	49.6	264.2
		0.8	4	0	0	4711.0	514242.8	71325.0	0.067	45.924	776.669	45.8	299.6
500	0.2	0.2	2	0	0	11033.4	982074.0	256606.8	0.595	1841.094	2699.081	74.0	169.8
		0.5	3	0	0	7064.8	382818.8	169918.2	0.001	1109.919	1921.192	122.2	275.6
		0.8	3	0	0	984.4	122186.8	74785.4	0.226	1257.115	1494.564	169.6	347.0
	0.5	0.2	2	0	0	14635.0	540993.2	154801.8	0.127	1119.885	2176.718	125.0	312.0
		0.5	0	0	0	11269.8	992316.4	221031.2	5.245	295.080	3602.376	200.0	445.0
		0.8	0	0	0	9669.0	333468.0	129147.8	8.899	539.356	3609.899	154.8	458.6
	0.8	0.2	5	5	0	66.8	0.0	1.0	0.000	0.002	0.518	111.2	400.2
		0.5	0	0	0	16098.6	529878.0	51983.6	22.415	0.103	3601.551	76.4	408.6
		0.8	1	0	0	23595.8	405929.2	34139.0	406.691	1.103	2779.086	52.2	363.2

TABLE 48. Results of  $\overline{F2}[+RC, \pm, -, +]$  on C.

$n$	$p_a$	$p_{a'}$	$\#opt$	$\#opt_0$	$\#null - obj$	$lazy - cuts$	$user - cuts$	$grb - nodes$	$\%grb - gap$	$t_{sep}(s)$	$t(s)$	$paths$	$nodes$
100	0.2	0.2	5	5	0	76.6	3.2	1.0	0.000	0.002	0.022	14.0	31.6
		0.5	5	2	0	104.8	127.0	371.6	0.000	0.043	0.286	24.2	51.6
		0.8	5	4	0	91.4	11.8	3.4	0.000	0.007	0.064	29.6	61.4
	0.5	0.2	5	4	0	67.0	10.6	3.2	0.000	0.002	0.060	22.6	55.8
		0.5	4	0	0	867.0	133703.0	371582.4	0.007	434.130	720.680	37.2	87.0
		0.8	5	0	0	309.2	3348.6	1562.8	0.000	0.267	1.253	38.0	100.0
	0.8	0.2	5	5	0	37.6	0.0	1.0	0.000	0.000	0.021	25.4	78.0
		0.5	5	0	0	1073.8	38224.2	4121.6	0.000	0.223	4.962	20.8	100.0
		0.8	5	1	0	121.0	332.0	67.0	0.000	0.032	0.205	16.6	100.0
300	0.2	0.2	5	2	0	255.4	169.6	74.0	0.000	0.236	0.658	45.6	104.4
		0.5	5	0	0	767.8	11749.2	5551.4	0.000	9.467	18.926	74.8	163.6
		0.8	5	0	0	272.2	513.4	438.8	0.000	8.042	9.262	96.8	198.4
	0.5	0.2	5	3	0	210.6	1156.0	709.6	0.000	2.771	5.148	70.6	180.8
		0.5	3	0	0	11414.8	1709744.2	312283.6	0.508	226.688	1557.971	115.4	272.2
		0.8	3	0	0	8002.0	461488.0	171801.6	0.621	606.441	1820.714	103.2	293.6
	0.8	0.2	5	4	0	62.6	163.8	16.6	0.000	0.156	0.513	67.8	243.0
		0.5	0	0	0	33723.2	1647868.2	254676.8	15.655	2.408	3601.300	48.6	259.6
		0.8	4	0	0	4310.2	561439.6	79076.6	0.067	46.294	777.165	45.8	299.6
500	0.2	0.2	3	0	0	3900.4	198709.4	77018.2	0.235	1235.791	1457.554	73.8	169.8
		0.5	4	0	0	5584.0	305875.8	129608.6	0.000	1077.664	1522.920	122.2	275.6
		0.8	3	0	0	826.0	70091.8	36486.0	0.281	1341.040	1467.345	169.2	346.8
	0.5	0.2	3	0	0	3991.6	105721.0	31648.0	0.191	1275.855	1485.401	124.8	311.8
		0.5	1	0	0	11973.8	951800.4	215305.4	4.537	165.636	3464.824	201.6	448.2
		0.8	0	0	0	12606.2	422568.0	161964.0	13.264	42.993	3600.732	148.6	440.8
	0.8	0.2	5	5	0	66.8	0.0	1.0	0.000	0.002	0.525	111.2	400.2
		0.5	0	0	0	16065.0	528274.4	51716.8	22.415	0.188	3602.017	76.4	408.6
		0.8	1	0	0	23978.8	412713.2	34761.2	406.691	11.493	2861.843	52.2	363.2

TABLE 49. Results of  $\overline{F2}[+RC, \pm, -, +]$  (with cliquer) on C.

$n$	$p_a$	$p_{a'}$	$\#opt$	$\#opt_0$	$\#null$	$obj$	$lazy$	$cuts$	$user$	$cuts$	$grb$	$nodes$	$\%grb$	$gap$	$t_{sep}(s)$	$t(s)$	$paths$	$nodes$
100	0.2	0.2	5	5	0	81.8		4.8			1.0	0.000	0.060	0.091	14.0	31.6		
		0.5	5	2	0	123.0	358.4	875.2	0.000	11.671	12.341	24.2	51.6					
		0.8	5	3	0	91.8	26.2	11.4	0.000	0.283	0.351	29.6	61.4					
	0.5	0.2	5	3	0	73.2	11.6	2.4	0.000	0.082	0.165	22.6	55.8					
		0.5	4	0	0	910.8	38992.8	26256.4	0.007	700.343	726.300	37.2	87.0					
		0.8	5	0	0	241.8	2576.2	1200.0	0.000	2.059	2.700	38.0	100.0					
	0.8	0.2	5	5	0	37.6	0.0	1.0	0.000	0.000	0.022	25.4	78.0					
		0.5	5	0	0	2632.8	197908.6	14918.0	0.000	11.677	36.871	20.8	100.0					
		0.8	5	1	0	119.4	357.2	65.6	0.000	0.407	0.580	16.6	100.0					
300	0.2	0.2	5	0	0	261.0	214.4	96.4	0.000	1.160	1.632	45.6	104.4					
		0.5	5	0	0	925.4	14087.6	6171.0	0.000	23.419	36.010	74.8	163.6					
		0.8	5	1	0	272.2	227.6	195.8	0.000	3.711	4.485	96.8	198.4					
	0.5	0.2	4	3	0	3725.8	45454.8	26131.0	0.111	676.785	735.418	70.6	180.8					
		0.5	3	0	0	9349.8	1536669.4	274566.6	0.882	462.573	1599.416	116.8	272.2					
		0.8	3	0	0	7148.6	454175.0	169065.6	0.136	713.379	1913.851	104.2	295.0					
	0.8	0.2	5	3	0	473.8	13944.4	1597.4	0.000	32.428	45.523	67.8	243.0					
		0.5	0	0	0	32304.6	1811306.4	269551.6	16.852	15.001	3600.886	48.4	256.8					
		0.8	4	0	0	4711.0	514263.6	71331.2	0.067	45.824	776.138	45.8	299.6					
500	0.2	0.2	3	0	0	3618.8	240272.2	67629.8	0.350	1217.914	1470.510	73.8	169.8					
		0.5	3	0	0	6098.0	313300.8	124308.0	0.001	1366.820	1959.211	122.2	275.6					
		0.8	3	0	0	914.0	77535.6	42456.6	0.226	1334.674	1497.750	169.6	347.0					
	0.5	0.2	3	0	0	3490.4	50446.8	23025.8	0.127	1344.237	1472.896	125.0	312.0					
		0.5	0	0	0	11498.2	1106627.4	232959.2	3.966	282.631	3612.742	202.6	450.8					
		0.8	0	0	0	11569.6	406275.2	154122.4	12.283	421.782	3622.246	150.0	445.4					
	0.8	0.2	5	5	0	66.8	0.0	1.0	0.000	0.002	0.525	111.2	400.2					
		0.5	0	0	0	16170.6	534058.4	52303.4	22.415	0.081	3601.916	76.4	408.6					
		0.8	1	0	0	23705.6	407670.0	34300.8	406.691	1.103	2776.997	52.2	363.2					

TABLE 50. Comparison of lower bounds on set C.

$n$	$p_a$	$p_{a'}$	$\overline{LF2}$			$\overline{LF2}[+IPCs, TC-I, II]$			$\overline{LF2}[+A-GRC]$			$\overline{LF2}[+A-GRC](C)$			$\overline{LF2}[+RC, \pm, -, +]$			$\overline{LF2}[+RC, \pm, -, +](C)$		
			$\#bs$	$\%obj$	$\%best - gap$	$\#bs$	$\%obj$	$\%best - gap$	$\#bs$	$\%obj$	$\%best - gap$	$\#bs$	$\%obj$	$\%best - gap$	$\#bs$	$\%obj$	$\%best - gap$	$\#bs$	$\%obj$	$\%best - gap$
100	0.2	0.2	0	68.327	68.326	5	0.000	0.000	5	0.000	0.000	5	0.000	0.000	5	0.000	0.000	5	0.000	0.000
		0.5	0	48.298	48.298	1	17.794	29.252	1	17.794	29.252	1	17.794	29.252	2	1.970	2.126	2	3.191	3.425
		0.8	0	38.483	38.483	2	2.661	2.785	2	2.661	2.785	2	2.661	2.785	4	0.982	1.105	3	24.286	1.243
	0.5	0.2	0	44.213	44.213	4	23.454	0.000	4	23.454	0.000	4	23.454	0.000	4	2.577	2.696	3	3.336	3.479
		0.5	0	13.040	13.040	0	147.105	90.663	0	147.105	90.663	0	147.105	90.663	0	147.105	90.663	0	147.105	90.663
		0.8	4	0.004	0.004	1	400.050	0.000	1	400.050	0.000	0	405.070	1.004	0	-	-	0	405.070	1.004
	0.8	0.2	0	22.120	22.120	5	0.000	0.000	5	0.000	0.000	5	0.000	0.000	5	0.000	0.000	5	0.000	0.000
		0.5	1	0.022	0.022	0	204.895	22.021	0	204.895	22.021	0	204.895	22.021	0	204.895	22.021	0	204.895	22.021
		0.8	5	0.000	0.000	1	51.067	22.488	1	51.067	22.488	1	51.067	22.488	1	51.067	22.488	1	51.067	22.488
300	0.2	0.2	0	65.177	65.177	0	31.159	6.295	0	31.159	6.295	0	31.159	6.295	2	4.192	4.243	0	6.315	6.354
		0.5	0	45.434	45.434	0	79.777	10.162	0	79.777	10.162	0	79.777	10.162	0	79.777	10.162	0	79.777	10.162
		0.8	0	33.833	33.833	0	31.557	5.468	0	31.557	5.468	0	31.557	5.468	0	30.692	4.764	1	30.008	4.227
	0.5	0.2	0	39.741	39.741	1	28.780	3.283	1	28.780	3.283	1	28.780	3.283	3	25.384	0.572	3	25.733	0.858
		0.5	0	9.286	9.286	0	13.228	13.529	0	13.228	13.529	0	13.228	13.529	0	13.228	13.529	0	13.228	13.529
		0.8	0	1.665	1.665	0	104.005	22.328	0	104.005	22.328	0	104.005	22.328	0	104.005	22.328	0	104.005	22.328
	0.8	0.2	0	19.034	19.034	3	67.591	0.000	3	67.591	0.000	3	67.591	0.000	4	25.521	0.000	3	26.694	1.390
		0.5	0	11.945	11.945	0	192.916	19.526	0	192.916	19.526	0	192.916	19.526	0	192.916	19.526	0	192.916	19.526
		0.8	4	0.133	0.133	0	554.158	31.006	0	554.158	31.006	0	554.158	31.006	0	554.158	31.006	0	554.158	31.006
500	0.2	0.2	0	65.987	65.987	0	157.576	2.472	0	157.576	2.472	0	157.576	2.472	0	156.025	1.828	0	155.255	1.511
		0.5	0	44.860	44.860	0	92.185	14.395	0	92.185	14.395	0	92.185	14.395	0	92.185	14.395	0	92.185	14.395
		0.8	0	30.581	30.581	0	7.028	7.085	0	7.028	7.085	0	7.028	7.085	0	7.028	7.085	0	7.028	7.085
	0.5	0.2	0	37.605	37.605	0	154.486	0.653	0	154.486	0.653	0	154.486	0.653	0	69.937	1.869	0	1.961	1.966
		0.5	0	9.819	9.819	0	7.841	7.872	0	7.841	7.872	0	7.841	7.872	0	7.841	7.872	0	7.841	7.872
		0.8	0	3.440	3.440	0	52.686	21.952	0	52.686	21.952	0	52.686	21.952	0	52.686	21.952	0	52.686	21.952
	0.8	0.2	0	19.982	19.982	5	0.000	0.000	5	0.000	0.000	5	0.000	0.000	5	0.000	0.000	5	0.000	0.000
		0.5	0	18.286	18.286	1	73.873	4.210	1	73.873	4.210	1	73.873	4.210	1	73.873	4.210	1	73.873	4.210
		0.8	1	27.361	27.361	0	-	-	0	-	-	0	-	-	0	-	-	0	-	-
AVG			0.577	27.641	27.641	1.115	95.995	12.979	1.115	95.995	12.979	1.077	96.188	13.017	1.385	73.002	11.786	1.231	87.024	12.027

TABLE 51. Comparison of BC variants on set C.

$n$	$p_a$	$p_{a'}$	$\overline{F2}[+IPCs,TC-I,II]$			$\overline{F2}[+A-GRC]$			$\overline{F2}[+A-GRC](C)$			$\overline{F2}[+RC,\pm,-,+]$			$\overline{F2}[+RC,\pm,-,+](C)$		
			#bs	%obj	%best-gap	#bs	%obj	%best-gap	#bs	%obj	%best-gap	#bs	%obj	%best-gap	#bs	%obj	%best-gap
100	0.2	0.2	5	0.000	0.000	5	0.000	0.000	5	0.000	0.000	5	0.000	0.000	5	0.000	0.000
		0.5	5	0.000	0.000	5	0.000	0.000	5	0.000	0.000	5	0.000	0.000	5	0.000	0.000
		0.8	5	0.000	0.000	5	0.000	0.000	5	0.000	0.000	5	0.000	0.000	5	0.000	0.000
	0.5	0.2	5	0.000	0.000	5	0.000	0.000	5	0.000	0.000	5	0.000	0.000	5	0.000	0.000
		0.5	5	0.000	0.000	5	0.000	0.000	5	0.000	0.000	4	0.002	0.002	4	0.002	0.002
		0.8	5	0.000	0.000	5	0.000	0.000	5	0.000	0.000	5	0.000	0.000	5	0.000	0.000
	0.8	0.2	5	0.000	0.000	5	0.000	0.000	5	0.000	0.000	5	0.000	0.000	5	0.000	0.000
		0.5	5	0.000	0.000	5	0.000	0.000	5	0.000	0.000	5	0.000	0.000	5	0.000	0.000
		0.8	5	0.000	0.000	5	0.000	0.000	5	0.000	0.000	5	0.000	0.000	5	0.000	0.000
300	0.2	0.2	5	0.000	0.000	5	0.000	0.000	5	0.000	0.000	5	0.000	0.000	5	0.000	0.000
		0.5	5	0.000	0.000	5	0.000	0.000	5	0.000	0.000	4	0.000	0.000	4	0.000	0.000
		0.8	5	0.000	0.000	5	0.000	0.000	5	0.000	0.000	5	0.000	0.000	5	0.000	0.000
	0.5	0.2	5	0.000	0.000	5	0.000	0.000	5	0.000	0.000	5	0.000	0.000	5	0.000	0.000
		0.5	4	0.445	0.457	4	0.445	0.457	4	0.445	0.457	4	0.000	0.000	3	0.002	0.002
		0.8	4	0.135	0.136	4	0.135	0.136	4	0.135	0.136	4	0.476	0.486	5	0.000	0.000
	0.8	0.2	5	0.000	0.000	5	0.000	0.000	5	0.000	0.000	5	0.000	0.000	5	0.000	0.000
		0.5	5	0.000	0.000	5	0.000	0.000	5	0.000	0.000	3	1.772	1.716	3	2.882	2.849
		0.8	5	0.000	0.000	5	0.000	0.000	5	0.000	0.000	5	0.000	0.000	5	0.000	0.000
500	0.2	0.2	4	0.118	0.122	4	0.118	0.122	4	0.118	0.122	4	0.118	0.116	4	0.118	0.116
		0.5	5	0.000	0.000	5	0.000	0.000	5	0.000	0.000	5	0.000	0.000	5	0.000	0.000
		0.8	5	0.000	0.000	5	0.000	0.000	5	0.000	0.000	4	0.057	0.055	5	0.000	0.000
	0.5	0.2	5	0.000	0.000	5	0.000	0.000	5	0.000	0.000	4	0.064	0.064	5	0.000	0.000
		0.5	3	0.670	0.655	3	0.670	0.655	3	1.348	1.321	4	0.625	0.613	4	0.044	0.043
		0.8	4	0.878	0.898	4	0.878	0.898	3	5.277	6.092	1	9.528	10.456	2	8.397	9.476
	0.8	0.2	5	0.000	0.000	5	0.000	0.000	5	0.000	0.000	5	0.000	0.000	5	0.000	0.000
		0.5	5	0.000	0.000	5	0.000	0.000	5	0.000	0.000	5	0.000	0.000	5	0.000	0.000
		0.8	5	0.000	0.000	5	0.000	0.000	5	0.000	0.000	5	0.000	0.000	5	0.000	0.000
AVG		4.778	0.083	0.084	4.778	0.083	0.084	4.741	0.271	0.301	4.481	0.468	0.500	4.593	0.424	0.462	