

Tessellated Linear Model for Age Prediction from Voice

Dareen Alharthi¹, Mahsa Zamani¹, Bhiksha Raj¹, Rita Singh¹

¹Carnegie Mellon University

Abstract—Voice biometric tasks, such as age estimation require modelling the often complex relationship between voice features and the biometric variable. While deep learning models can handle such complexity, they typically require large amounts of accurately labeled data to perform well. Such data are often scarce for biometric tasks such as voice-based age prediction. On the other hand, simpler models like linear regression can work with smaller datasets but often fail to generalize to the underlying non-linear patterns present in the data. In this paper we propose the Tessellated Linear Model (TLM), a piecewise linear approach that combines the simplicity of linear models with the capacity of non-linear functions. TLM tessellates the feature space into convex regions and fits a linear model within each region. We optimize the tessellation and the linear models using a hierarchical greedy partitioning. We evaluated TLM on the TIMIT dataset on the task of age prediction from voice, where it outperformed state-of-the-art deep learning models. The source code will be made publicly available¹.

Index Terms—Voice biometric, age estimation, Regression-via-Classification, Regression Trees

I. INTRODUCTION

Voice data are a treasure trove of information, revealing a diverse range of speaker characteristics, including their age [1].

One widely explored task in this context, which we address in this paper, is age estimation from voice – predicting a person’s age from their speech recordings. Given the challenging nature of the problem, most approaches treat this as a classification task – identifying the decadal age *group* of the speaker [2]–[4]. In this paper, we are, however, interested in the more challenging problem of deriving fine-grained estimates of the precise age of the speaker. This is generally formulated as a regression where the goal is to predict a real-valued number (*i.e.* the age) within a typical range, such as 10 to 80 years from features derived from the voice signal. The relationship between the features and age is generally complex and must be learned from data comprising voice samples labelled with the age of the speaker.

However, collecting age data for voice in this setting is challenging. It requires recording a person’s voice and knowing their exact age at the time of recording. Consequently, age-labeled data with trustworthy age labels are limited, e.g. the TIMIT corpus [5], with most other age-labelled datasets only including a guess of the speaker’s age at the time of the recording. This limited availability of labeled data with a wide range of age information presents a significant challenge for learning the kind of complex relationship such as we may expect between voice features and age. Deep learning models, which excel at capturing such non-linear relationships, require large amounts of data for effective training. On the other hand, simpler models like

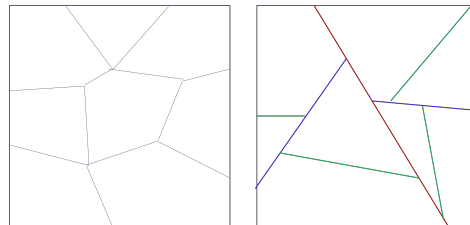


Fig. 1: (a) A convex tessellation of the input space. Ideally, both the tessellation and the linear estimator parameters within each cell must be optimized for prediction. (b) Our hierarchical solution. The space is recursively partitioned in a binary manner for locally optimal prediction. Here, the red line shows the first level partition, blue lines show the second level, and green lines show the third level.

linear regressions require far fewer data points to train, but often lack the flexibility to generalize well.

In this paper we propose an intermediate strategy, which aims to leverage the strengths of both approaches through a piecewise linear function that retains part of the simplicity of low-order linear functions, while achieving the capacity of non-linear functions like neural networks. This model, which we call a *Tessellated Linear Model* (TLM), operates by tessellating the space into convex cells that form a cover. Within each cell the function is approximated by a linear function. This is illustrated by Figure 1a.

Optimizing the model, however, requires joint optimization of both, the tessellation and the local linear models, a combinatorial problem. To deal with this, we propose a hierarchical algorithm that finds a locally optimal tessellation through recursive binary partition of the space, as illustrated in Figure 1b. The approach also enables us to optimize the feature representation, derived using a deep neural network, jointly with the tessellated linear estimator.

We apply our model on the challenging voice biometric task of age prediction and demonstrate that it outperforms traditional neural models, outperforming all prior reported results on the TIMIT data by a significant margin, establishing a new SOTA on the task.

In the following sections, we present a brief review of both piece-wise linear models and age estimation from voice, formally describe the Tessellated Linear Model, present experimental results, and discuss the implications of this approach for regression problems in various domains.

II. RELATED WORK

Our work invokes two topics: the biometric prediction of age from voice, and piecewise linear models. We first present some of the relevant background on these topics.

¹<https://github.com/DareenHarthi/tlm>

A. Age Estimation from Voice

Early approaches attempted to estimate age simple regressors such as support-vector regressors [6], [7], models such as random forests [8], or statistical minimum mean squared error (MMSE) estimators based on statistical characterizations of the distributions of speech features [9]. Speech features used conventional cepstral or Mel-frequency spectral or cepstral features [10], [11], prosodic features such as pitch, energy, duration etc. [12], features derived through signal-processing techniques that were expected to enhance speech characteristics related to age [8], [13], and those optimized for speech recognition. For instance, [6] used i-vectors with senone posteriors [14], where neural networks trained on speech recognition tasks are used to estimate senones. This phonetically-aware approach resulted in a reduction of mean absolute error (MAE) from 5.0 to 4.7, highlighting the benefit of incorporating speech recognition features into age estimation models.

Recently, the field has shifted towards leveraging deep learning features for more effective age estimation [15]–[18]. Approaches have included both those that utilize self-supervised features such as Wav2Vec [19] and WavLM [20], and features specialized for speaker identification or verification, such as x-vectors [21]–[23] or TitaNet [24], [25]. These features have shown improvements in speaker identification due to the rich information they contain about speaker characteristics, and have been utilized by [2], [16], [26] for age estimation. While these have resulted in improved age prediction, results have primarily been reported on decadal age categorization [3], [4], [27], [28]. Results reported on age *regression*, *i.e.* estimating the actual age of the speaker [15], [16], [18], [29], [30], are all worse than those we report.

B. Piece-wise Linear Models

Piece-wise linear models approximate complex functions by multiple affine models, each valid within a specific partition or interval of the input space. When used to fit to the input-output relation of a given data, they require joint optimization of both, the partition boundaries and the local linear models, a combinatorial problem. For univariate or multivariate time-series data, this requires the identification of the optimal “knots”, or “breakpoints”, where the model changes its linear behavior, and fitting separate affine functions between these breakpoints. Breakpoints may be identified through change-point detection algorithms, such as Davies’ test [31] and the Pruned Exact Linear Time (PELT) [32] algorithm.

In the more generic multivariate setting, computing the optimal partition of the space is rather more complicated, being polynomial in the number of training points and exponential in the number of partitions [33]. The most common approach here is based on classification and regression trees [34], which tessellate the space through hierarchical partitioning. The traditional CART model subsequently predicts different values in each partition, but the predictor in each partition is a constant, making it a piece-wise constant model, rather than a piece-wise linear model. Other regression-tree techniques such as [35] do compute piece-wise linear models; however partition boundaries are constrained to be axis-aligned. Yet other methods such as [36] permit more generic boundaries; however the optimization of these boundaries is typically performed using alternate statistical tests that are only proxies for the actual task – accurate prediction of the dependent variable. An alternate solution that also uses a tree-based approach is Regression-via-Classification (RvC) [37] which directly optimizes the partitioning for the prediction of the dependent variable. However, this class of methods too derives piece-wise *constant* rather than piece-wise *linear* functions. In all cases, the techniques do not permit further optimization of the input *features* themselves, over which the model is computed.

In this context it must be pointed out that neural networks with ReLU activations [38] also model piece-wise linear functions, but unlike the other methods mentioned above are restricted to being

continuous at partition boundaries. This implicit continuity constraint restricts model accuracy in low-data settings, where the number of partitions must also be low.

Our proposed Tessellated Linear Model (TLM) fall generally under the regression tree family but places no constraints on the orientation or location of partition boundaries, and optimizes all components including the boundaries and linear models directly for the prediction of the dependent variable without any continuity restrictions at boundaries.

III. TESSELLATED LINEAR MODEL

The Tessellated Linear Model (TLM) partitions (or tessellates) the input space (of speech features) into a union of disjoint convex cells, and learns a separate linear model to predict the response variable (age in our case) in each cell. Both the tessellation, and the set of linear models are optimized for the prediction. Additionally, the underlying speech features over which the tessellation is defined may themselves also be optimized.

Let the input space $\mathcal{F} \subset \mathbb{R}^d$ and the response variable $y \in \mathbb{R}$. A convex tessellation is a partition of \mathcal{F} into N disjoint convex cells:

$$\tau(\mathcal{F}) = \{C_1, \dots, C_N\}$$

satisfying $\bigcup_{n=1}^N C_n = \mathcal{F}$, $C_i \cap C_j = \emptyset$, and every C_n is a convex subset of \mathcal{F} . Since the C_n are convex and form a cover, they are all necessarily polytopes [39] bounded by hyperplanes, thus the tessellation can also be specified as $\tau(\mathcal{F}) = \mathcal{H}$, where \mathcal{H} are the hyperplanes that separate the cells.

Within each cell C_n , the TLM fits a linear regression function with parameters θ_n ($\theta_n = (r_{\theta_n}, b_n)$), where r_{θ_n} is the regression coefficient vector and b_n is the bias) to approximate the response y . The linear model for an input $\mathbf{f} \in C_n$ is given by

$$\hat{y}_{\theta_n}(\mathbf{f}) = r_{\theta_n}^\top \mathbf{f} + b_n$$

In our problem, the space \mathcal{F} is itself a space of *features* derived from speech signals, thus, corresponding to each input \mathbf{x} is a feature $\mathbf{f}_x \in \mathcal{F}$, such that $\mathbf{f}_x = F(\mathbf{x}; \theta_F)$, where $F(\cdot; \theta_F)$ is the *feature extractor* with parameters θ_F .

The overall TLM prediction for any input \mathbf{x} is thus given by

$$\hat{y}_{TLM}(\mathbf{x}) = \hat{y}_{\theta_{C_{\mathbf{f}_x}}}$$
 (1)

where $C_{\mathbf{f}_x}$ is the cell for \mathbf{f}_x .

The TLM itself is learned to minimize the squared regression error. Representing $\Theta = \{\theta_n \forall C_n\}$, we can define the loss on the training set as

$$\mathcal{L}(\mathcal{H}, \Theta, \theta_F) = \sum_{(\mathbf{x}, y) \in \mathcal{D}} (y - \hat{y}(\mathbf{x}))^2$$

Note that this loss is a function of both, the TLM parameters \mathcal{H} and Θ , and the feature extractor parameters θ_F . Optimizing the overall predictor thus requires minimizing \mathcal{L} with respect to both the TLM parameters and the feature extractor parameters.

Simultaneous optimization of all three variables is difficult, so instead we resolve this through the following sequential steps:

$$\begin{aligned} \hat{\mathcal{H}}, \hat{\Theta} &= \arg \min_{\mathcal{H}, \Theta} \mathcal{L}(\mathcal{H}, \Theta, \theta_F^0) \\ \hat{\theta}_F &= \arg \min_{\theta_F} \mathcal{L}(\hat{\mathcal{H}}, \hat{\Theta}, \theta_F) \end{aligned}$$

where θ_F^0 is a reasonable initial value of θ_F . The first step initializes the feature extraction with a reasonable initial value θ_F^0 and optimizes the TLM; the second freezes the TLM and optimizes the feature extraction. In principle the above two steps can be iterated, however we have found a single iteration to be sufficient. We describe the two steps below.

A. Optimizing the TLM

Optimizing the tessellation requires joint estimation of the set of all partitions \mathcal{H} and the regression parameters Θ . This is an infeasible combinatorial optimization problem [40]. Instead, we optimize it through recursive binary partitioning, where at each step we partition the data into two sets that are separated by a hyperplane, such that when a separate regression is applied to each side of the hyperplane, the overall regression error is minimized. For even this simpler problem, we must propose candidate separating hyperplanes to select the best one from. Our candidate set comprises the hyperplanes that best separate the data by the value of the response variable, namely the age. This leads to the following procedure that builds a tree of binary partitions, which can be shown to monotonically decrease prediction error at each step.

Starting with the root of the tree (containing the entire training data), at each node the tessellation is optimized recursively by scanning potential binary boundaries based on the response variable y . At each step, a linear classifier h_t is trained to split the data into two regions: left ($y \leq t$) and right ($y > t$), where t is the threshold that defines the boundary. The classifier h_t assigns each point \mathbf{x} , $(\mathbf{x}, y(\mathbf{x})) \in \mathcal{D}_n$ (where \mathcal{D}_n is the training data at the current node) to either the left or right region:

$$h_t(\mathbf{x}) = \begin{cases} 1 & \text{if } y(\mathbf{x}) \leq t \\ 0 & \text{if } y(\mathbf{x}) > t \end{cases}$$

Once the data is split, separate linear models θ_{left} and θ_{right} are trained on the left and right subsets, respectively. The threshold t is chosen to minimize the total prediction error after the split:

$$t^* = \arg \min_t \left(\sum_{\mathbf{x} \in \text{left}} (y - \hat{y}_{\text{left}}(\mathbf{x}))^2 + \sum_{\mathbf{x} \in \text{right}} (y - \hat{y}_{\text{right}}(\mathbf{x}))^2 \right)$$

Initially, the parent node’s regression model $r_{\theta_{\text{parent}}}$ is trained on the entire dataset. The splitting process is repeated recursively, with new classifiers h_θ and regression models θ_n trained at each stage, until a stopping criterion is met. The recursion stops when a maximum depth D is reached, or when no further meaningful splits can be made.

The final prediction for an input \mathbf{x} is made by first computing features $\mathbf{f}_\mathbf{x}$ from it, and passing it through the series of classifiers in the hierarchical tree structure. At each node in the tree, a classifier h_t guides $\mathbf{f}_\mathbf{x}$ to either the left or right child node, depending on the learned decision boundary at that level. This process is repeated recursively until $\mathbf{f}_\mathbf{x}$ reaches a leaf node, corresponding to a specific region C_n . Once $\mathbf{f}_\mathbf{x}$ is assigned to the correct region, the corresponding regression model θ_n is used to make the final prediction. Formally, the prediction is given by:

$$\hat{y}(\mathbf{x}) = r_{\theta_{\tau(\mathbf{x})}}^\top \mathbf{x} + b_{\tau(\mathbf{x})}$$

where $\tau(\mathbf{x})$ represents the tessellation procedure to reach node (or region) C_n , and $r_{\theta_{\tau(\mathbf{x})}}$ and $b_{\tau(\mathbf{x})}$ are the parameters of the linear model for that region.

The procedure for training the TLM is shown in Algorithm 1.

B. Optimizing the features

Once the TLM parameters are estimated, the predicted value for any input \mathbf{x} can be computed as $\hat{y}_{TLM}(\mathbf{x}; \hat{\mathcal{H}}, \hat{\Theta}, \theta_F)$, where the parameters of the estimator are explicitly shown. More explicitly, this can be written as $\hat{y}_{TLM}(F(\mathbf{x}; \theta_F); \hat{\mathcal{H}}, \hat{\Theta})$, to indicate that this operates on features derived by the function $F(\mathbf{x}; \theta_F)$, typically a neural network in our setting. Since the linear classifiers and regressions on the TLM are all differentiable, θ_F can be optimized to minimize $\mathcal{L} = \sum_{(\mathbf{x}, y) \in \mathcal{D}} (y - \hat{y}_{TLM}(F(\mathbf{x}; \theta_F); \hat{\mathcal{H}}, \hat{\Theta}))^2$ using backpropagation (and gradient descent).

Algorithm 1 Tessellated Linear Model

```

procedure BUILDTREE( $D_n$ )
  Initialize  $t_n, \tau_n, \theta_{nl}, \theta_{nr}$ 
  best_reduction  $\leftarrow -\infty$ 
  best_threshold  $\leftarrow \text{None}$ 
   $\theta_n \leftarrow \text{Regressor}(D_n, \theta_n)$ 
  errornp  $\leftarrow \text{RegressionError}(D_n, \theta_n)$ 
  for  $t_i \in t_n$  do
    ( $t_i^*, \tau_n$ )  $\leftarrow \text{Classifier}(D_n, t_i, \tau_n)$ 
     $D_{nl}, D_{nr} \leftarrow \text{Partition}(D_n, t_i^*)$ 
     $\theta_{nl} \leftarrow \text{Regressor}(D_{nl}, \theta_{nl})$ 
     $\theta_{nr} \leftarrow \text{Regressor}(D_{nr}, \theta_{nr})$ 
    errornl  $\leftarrow \text{RegressionError}(D_{nl}, \theta_{nl})$ 
    errornr  $\leftarrow \text{RegressionError}(D_{nr}, \theta_{nr})$ 
    total_reduction  $\leftarrow \text{error}_{np} - \text{error}_{nl} + \text{error}_{nr}$ 
    if total_reduction > best_reduction then
      best_reduction  $\leftarrow \text{total\_reduction}$ 
      best_threshold  $\leftarrow t_i^*$ 
   $t_n^* \leftarrow \text{best\_threshold}$ 
   $D_{nl}, D_{nr} \leftarrow \text{Partition}(D_n, t_n^*)$ 
  for  $D_n \in \{D_{nl}, D_{nr}\}$  do
    if  $D_n$  is pure then
      continue
    else
      BUILDTREE( $D_n$ )

```

TABLE I: A comparison between TLM and other age estimation models using TIMIT dataset for training and testing

Method	Age RMSE	Age MAE
Common sense test	7.52	5.55
TLM with oracle	1.18	0.49
Linear Regression	5.79	4.49
K-means and Linear Regression	7.69	5.88
Random Forest	6.58	4.85
MLP with ReLU	6.79	4.73
Singh et al. [8]	8.16	5.83
NRT [41]	9.13	7.19
Manav et al. [15](single-task)	7.16	5.03
Manav et al. [15] (multi-task)	8.07	5.63
Gupta et al. [18]	5.86	4.13
TitaNet + TLM (Hard routing)	5.62	4.09
TitaNet + TLM (Soft routing)	5.49	4.02
TitaNet + TLM (Features Optimization)	5.36	3.97

IV. EXPERIMENTAL SETUP

A. Data

For our experiments, we utilized the TIMIT dataset to perform age prediction regression task. The TIMIT dataset consists of 4,610 samples—3,260 from male speakers and 1,350 from female speakers. The test set contains 1,680 samples—1,120 from male speakers and 560 from female speakers. The age distribution of the speakers ranges from 20 to 58 years.

B. TLM

a) *Training Process:* We trained the Tessellated Linear Model (TLM) using 192-dimensional embeddings from the Titanet-Large model [24]. We used Algorithm 1 to train the TLM. At each node of the tree, we scanned possible age thresholds and trained a logistic regression classifier (with a linear decision boundary) to obtain a binary split of the data. A modified version of mixup [42] that mixes samples with similar age values was used to augment the data. We selected the threshold and corresponding classification

and regression models that minimized the total squared error. This process was repeated recursively for each branch until the maximum tree depth was reached or further splitting was no longer meaningful.

To optimize the features, after constructing the tree we froze it and optimized the Titanet embeddings with two residual blocks, each consisting of two fully connected layers with ReLU and Leaky ReLU activations (dropout: 0.2). The overall loss to optimize the features was the average of all classifiers (Binary Cross-Entropy) and regressors (Mean Squared Error) losses. The optimized features were used to predict age with the TLM.

b) Inference Strategies: We designed two strategies for inference: **Hard Routing:** The classifier at each node routes the input to a leaf, where the associated linear regression model predicts the response value. **Soft Routing:** We use the linear regression models at every nodes through the path to predict the responses. At each node, the classifier’s probability determined the contribution of that node to the final prediction. The root node had a probability of 1, and for each subsequent node, if the sample was routed to the left, the contribution would be the product of the current node’s left probability and the predicted value of the left child. The final result was computed as the summation of the predicted values weighted by their probabilities at each node.

c) Baseline Models: We compared the performance of TLM against several baseline models: (1) **Common Sense Test**, which predicts the mean of the data, and **TLM with Oracle**, where the response variable y is assumed to be known. The tree is built based on y , and at test time, the input is routed using y , then we use the linear regression model in that leave for prediction. (2) Models that have similar structures, including a MLP with ReLU activation, K-Means with Linear Regression (where we performed K-Means clustering on the data with $k = 10$, matching the number of regions in TLM, and trained a linear regression model for each cluster. The K-Means algorithm also obtains a Voronoi tessellation of the feature space), Random Forest, and simple Linear Regression. (3) Additionally, we compared TLM to three age prediction models that was explained in section II.

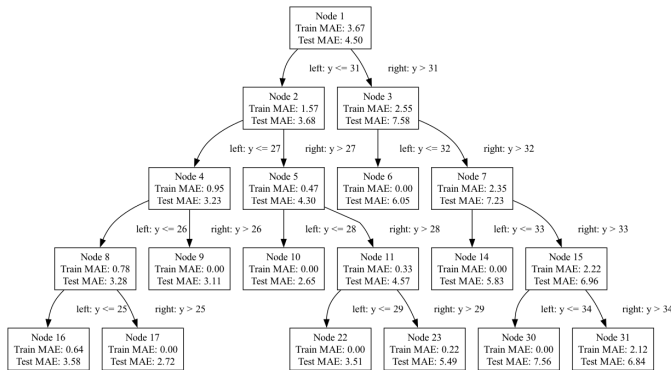


Fig. 2: The tree shows the training and test MAE at each node of the TLM model. It illustrates the stepwise reduction in MAE with distinct thresholds defining the regions. Each parent node represents a binary decision based on a chosen threshold, and the MAE is evaluated only on the data samples routed to the region based on the threshold. It is evident that the error is lower for younger speakers, which corresponds to a higher number of training samples in these regions.

V. RESULTS AND DISCUSSION

The Tessellated Linear Model (TLM) achieves a significant reduction in both MAE and RMSE compared to baseline methods. As shown in Table I, TLM with feature optimization results in the lowest MAE of 3.97, the lowest error ever obtained on these data,

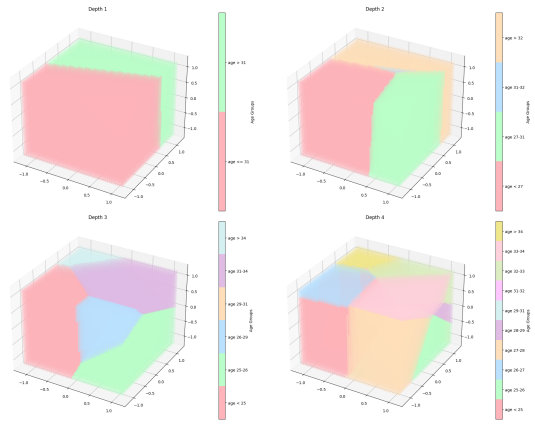


Fig. 3: The tessellation of the feature space is shown across the decision tree depths. Each region represents an age group, with colors indicating the predicted age. This segmentation shows how the model captures non-linear relationships between age and voice features in a piecewise-linear manner.

by a significant margin. This indicates the effectiveness of dividing the input space into smaller regions, where simple linear models can operate effectively. Interestingly, even without feature optimization, TLM with hard and soft routing still show competitive performance, with MAE values of 4.09 and 4.02, respectively, still significantly better than those obtained by complex deep learning models [15], [18].

The decision tree in Fig 2 illustrates how the model achieves progressively lower errors at each depth, especially in regions with more training data, such as for younger speakers. Fig 3 shows the tessellated space after training, with distinct regions for different age groups. Despite the smaller number of samples for older speakers, TLM still maintains competitive performance compared to the baseline models. Overall, the results suggest that TLM can generalize well across age groups by adjusting the partitioning of the feature space according to the data distribution.

VI. CONCLUSION

We proposed the Tessellated Linear Model (TLM), a model that partitions the input space into convex sets and applies a linear model within each region. The tessellation and linear estimators are optimized jointly to learn an effective piecewise linear predictor. TLM uses binary classifiers to scan for optimal thresholds that partition the space based on the response variable. The results show that TLM provides significant improvements over deep learning approaches, making it an efficient solution for structured prediction tasks like age estimation from voice data. Moreover, the piecewise linear nature of TLM enables better understanding of the model’s decision-making process.

REFERENCES

- [1] R. Singh, *Profiling humans from their voice*, vol. 41. Springer, 2019.
- [2] D. Kwaśny, P. Jemioło, and D. Hemmerling, “Explaining predictions of the x-vector speaker age and gender classifier,” in *International Conference on Dependability and Complex Systems*, pp. 234–243, Springer, 2021.
- [3] H. A. Sánchez-Hevia, R. Gil-Pita, M. Utrilla-Manso, and M. Rosa-Zurera, “Age group classification and gender recognition from speech with temporal convolutional neural networks,” *Multimedia Tools and Applications*, vol. 81, no. 3, pp. 3535–3552, 2022.
- [4] A. Badr and A. A. Hassan, “Voxceleb1: speaker age-group classification using probabilistic neural network,” *Int. Arab J. Inf. Technol.*, vol. 19, no. 6, pp. 854–860, 2022.

- [5] J. S. Garofolo, L. F. Lamel, W. M. Fisher, J. G. Fiscus, and D. S. Pallett, "Darpa timit acoustic-phonetic continuous speech corpus cd-rom. nist speech disc 1-1.1.," *NASA STI/Recon technical report n*, vol. 93, p. 27403, 1993.
- [6] S. O. Sadjadi, S. Ganapathy, and J. W. Pelecanos, "Speaker age estimation on conversational telephone speech using senone posterior based i-vectors," in *2016 IEEE International Conference on Acoustics, Speech and Signal Processing (ICASSP)*, pp. 5040–5044, IEEE, 2016.
- [7] M. H. Bahari, M. McLaren, D. A. van Leeuwen, *et al.*, "Age estimation from telephone speech using i-vectors," 2012.
- [8] R. Singh, B. Raj, and J. Baker, "Short-term analysis for estimating physical parameters of speakers," in *2016 4th International Conference on Biometrics and Forensics (IWBIF)*, pp. 1–6, IEEE, 2016.
- [9] N. Minematsu, K. Yamauchi, and K. Hirose, "Automatic estimation of perceptual age using speaker modeling techniques.," in *INTER_SPEECH*, pp. 3005–3008, 2003.
- [10] D. Mahmoodi, H. Marvi, M. Taghizadeh, A. Soleimani, F. Razzazi, and M. Mahmoodi, "Age estimation based on speech features and support vector machine," in *2011 3rd Computer Science and Electronic Engineering Conference (CEECE)*, pp. 60–64, IEEE, 2011.
- [11] W. Spiegl, G. Stemmer, E. Lasarczyk, V. Kolhatkar, A. Cassidy, B. Potard, S. Shum, Y. C. Song, P. Xu, P. Beyerlein, *et al.*, "Analyzing features for automatic age estimation on cross-sectional data," in *Tenth Annual Conference of the International Speech Communication Association*, 2009.
- [12] M. Li, K. J. Han, and S. Narayanan, "Automatic speaker age and gender recognition using acoustic and prosodic level information fusion," *Computer Speech & Language*, vol. 27, no. 1, pp. 151–167, 2013.
- [13] C. A. Müller and F. Burkhardt, "Combining short-term cepstral and long-term pitch features for automatic recognition of speaker age.," in *Interspeech*, pp. 2277–2280, Citeseer, 2007.
- [14] Y. Lei, N. Scheffer, L. Ferrer, and M. McLaren, "A novel scheme for speaker recognition using a phonetically-aware deep neural network," in *2014 IEEE international conference on acoustics, speech and signal processing (ICASSP)*, pp. 1695–1699, IEEE, 2014.
- [15] M. Kaushik, T. T. Anh, E. S. Chng, *et al.*, "End-to-end speaker age and height estimation using attention mechanism and triplet loss," in *2021 Asia-Pacific Signal and Information Processing Association Annual Summit and Conference (APSIPA ASC)*, pp. 1–8, IEEE, 2021.
- [16] D. Kwasny and D. Hemmerling, "Joint gender and age estimation based on speech signals using x-vectors and transfer learning," *arXiv preprint arXiv:2012.01551*, 2020.
- [17] S. Rajaa, P. Van Tung, and C. E. Siong, "Learning speaker representation with semi-supervised learning approach for speaker profiling," *arXiv preprint arXiv:2110.13653*, 2021.
- [18] T. Gupta, D.-T. Truong, T. T. Anh, and C. E. Siong, "Estimation of speaker age and height from speech signal using bi-encoder transformer mixture model," *arXiv preprint arXiv:2203.11774*, 2022.
- [19] S. Schneider, A. Baevski, R. Collobert, and M. Auli, "wav2vec: Unsupervised pre-training for speech recognition," *arXiv preprint arXiv:1904.05862*, 2019.
- [20] S. Chen, C. Wang, Z. Chen, Y. Wu, S. Liu, Z. Chen, J. Li, N. Kanda, T. Yoshioka, X. Xiao, *et al.*, "Wavlm: Large-scale self-supervised pre-training for full stack speech processing," *IEEE Journal of Selected Topics in Signal Processing*, vol. 16, no. 6, pp. 1505–1518, 2022.
- [21] D. Snyder, D. Garcia-Romero, D. Povey, and S. Khudanpur, "Deep neural network embeddings for text-independent speaker verification.," in *Interspeech*, vol. 2017, pp. 999–1003, 2017.
- [22] D. Snyder, D. Garcia-Romero, G. Sell, D. Povey, and S. Khudanpur, "X-vectors: Robust dnn embeddings for speaker recognition," in *2018 IEEE international conference on acoustics, speech and signal processing (ICASSP)*, pp. 5329–5333, IEEE, 2018.
- [23] L. Wan, Q. Wang, A. Papir, and I. L. Moreno, "Generalized end-to-end loss for speaker verification," in *2018 IEEE International Conference on Acoustics, Speech and Signal Processing (ICASSP)*, pp. 4879–4883, IEEE, 2018.
- [24] N. R. Koluguri, T. Park, and B. Ginsburg, "Titanet: Neural model for speaker representation with 1d depth-wise separable convolutions and global context," in *ICASSP 2022-2022 IEEE International Conference on Acoustics, Speech and Signal Processing (ICASSP)*, pp. 8102–8106, IEEE, 2022.
- [25] M. Z. Tarashandeh, A. Torkanloo, and M. H. Moattar, "Agenet-at: An end-to-end model for robust joint speaker age estimation and gender recognition based on attention mechanism and titanet," in *2023 13th International Conference on Computer and Knowledge Engineering (ICCKE)*, pp. 414–419, IEEE, 2023.
- [26] P. Ghahremani, P. S. Nidadavolu, N. Chen, J. Villalba, D. Povey, S. Khudanpur, and N. Dehak, "End-to-end deep neural network age estimation.," in *Interspeech*, vol. 2018, pp. 277–281, 2018.
- [27] E. Yücesoy, "Speaker age and gender recognition using 1d and 2d convolutional neural networks," *Neural Computing and Applications*, vol. 36, no. 6, pp. 3065–3075, 2024.
- [28] D. Kwasny and D. Hemmerling, "Gender and age estimation methods based on speech using deep neural networks," *Sensors*, vol. 21, no. 14, p. 4785, 2021.
- [29] R. Wang and K. Sun, "Timit speaker profiling: A comparison of multi-task learning and single-task learning approaches," *arXiv preprint arXiv:2404.12077*, 2024.
- [30] S. B. Kalluri, D. Vijayasenan, and S. Ganapathy, "A deep neural network based end to end model for joint height and age estimation from short duration speech," in *ICASSP 2019-2019 IEEE International Conference on Acoustics, Speech and Signal Processing (ICASSP)*, pp. 6580–6584, IEEE, 2019.
- [31] R. B. Davies, "Hypothesis testing when a nuisance parameter is present only under the alternative," *Biometrika*, vol. 74, no. 1, pp. 33–43, 1987.
- [32] N. Verzelen, M. Fromont, M. Lerasle, and P. Reynaud-Bouret, "Optimal change-point detection and localization," *The Annals of Statistics*, vol. 51, no. 4, pp. 1586–1610, 2023.
- [33] B. W. Jackson, J. D. Scargle, C. Cusanza, D. Barnes, D. Kanygin, R. Sarmiento, S. Subramaniam, and T.-W. Chuang, "Optimal partitions of data in higher dimensions.," in *CIDU*, pp. 98–108, 2010.
- [34] W.-Y. Loh, "Classification and regression trees," *Wiley interdisciplinary reviews: data mining and knowledge discovery*, vol. 1, no. 1, pp. 14–23, 2011.
- [35] J. H. Friedman, "A tree-structured approach to nonparametric multiple regression," in *Smoothing Techniques for Curve Estimation: Proceedings of a Workshop held in Heidelberg, April 2–4, 1979*, pp. 5–22, Springer, 2006.
- [36] J. Raymaekers, P. J. Rousseeuw, T. Verdonck, and R. Yao, "Fast linear model trees by pilot," *arXiv preprint arXiv:2302.03931*, 2023.
- [37] L. Torgo and J. Gama, "Regression using classification algorithms," *Intelligent Data Analysis*, vol. 1, no. 4, pp. 275–292, 1997.
- [38] V. Nair and G. E. Hinton, "Rectified linear units improve restricted boltzmann machines," in *Proceedings of the 27th international conference on machine learning (ICML-10)*, pp. 807–814, 2010.
- [39] P. M. Gruber, "Convex polytopes," *Convex and discrete geometry*, pp. 243–351, 2007.
- [40] B. Grünbaum and G. C. Shephard, "Convex polytopes," *Bulletin of the London Mathematical Society*, vol. 1, no. 3, pp. 257–300, 1969.
- [41] S. A. Memon, W. Zhao, B. Raj, and R. Singh, "Neural regression trees," in *2019 International Joint Conference on Neural Networks (IJCNN)*, pp. 1–8, IEEE, 2019.
- [42] H. Zhang, "mixup: Beyond empirical risk minimization," *arXiv preprint arXiv:1710.09412*, 2017.