

# Subject Disentanglement Neural Network for Speech Envelope Reconstruction from EEG

1<sup>st</sup> Li Zhang, 2<sup>nd</sup> Jiyao Liu

Audio, Speech and Language Processing Group (ASLP), School of Computer Science  
Northwestern Polytechnical University (NPU), Xi'an, China

**Abstract**—Reconstructing speech envelopes from EEG signals is essential for exploring neural mechanisms underlying speech perception. Yet, EEG variability across subjects and physiological artifacts complicate accurate reconstruction. To address this problem, we introduce Subject Disentangling Neural Network (SDN-Net), which disentangles subject identity information from reconstructed speech envelopes to enhance cross-subject reconstruction accuracy. SDN-Net integrates three key components: MLA-Codec, MPN-MI, and CTA-MTDNN. The MLA-Codec, a fully convolutional neural network, decodes EEG signals into speech envelopes. The CTA-MTDNN module, a multi-scale time-delay neural network with channel and temporal attention, extracts subject identity features from EEG signals. Lastly, the MPN-MI module, a mutual information estimator with a multi-layer perceptron, supervises the removal of subject identity information from the reconstructed speech envelope. Experiments on the Auditory EEG Decoding Dataset demonstrate that SDN-Net achieves superior performance in inner- and cross-subject speech envelope reconstruction compared to recent state-of-the-art methods.

**Index Terms**—speech envelop reconstruction, subject classification, disentangle, mutual information

## I. INTRODUCTION

Speech envelope reconstruction from EEG signals is a growing research area focused on decoding speech-related information from EEG data [1]. This involves reconstructing the temporal envelope of speech, which reflects amplitude modulations over time, from EEG signals [2], [3]. Applications span fields such as healthcare, education, entertainment, and more broadly, speech recognition and enhancement [4], [5]. Speech envelope reconstruction is critical as it decodes neural activity associated with speech processing [6].

Despite advancements using techniques like multivariate temporal response functions and neural coding in the auditory cortex [7]–[9], reconstructing speech envelopes from EEG remains challenging due to high inter-subject variability and EEG’s subject dependency, influenced by mental states, electrode impedance, and individual anatomical differences [10], [11]. To address the challenge of subject-specific variability in EEG-based speech envelope reconstruction, we propose SDN-Net, which disentangles subject-specific information from EEG signals for subject-independent reconstruction.

The contributions of this paper are as follows:

- We introduce a multi-level aggregation EEG codec (MLA-Codec) for accurate speech envelope decoding from EEG signals.

- We design a multi-scale time-delay neural network with channel and temporal attention (CTA-MTDNN) for effective subject classification, extracting subject identity from EEG.
- We integrate a mutual information estimator with a multi-layer perceptron (MPN-MI) to combine envelope reconstruction and subject classification, mitigating cross-subject variability in the reconstruction process.

## II. METHODOLOGY

SDN-Net is an end-to-end neural network designed to reconstruct speech envelopes from EEG signals, improving cross-subject accuracy through mutual information disentanglement. As shown in Fig. 1, SDN-Net consists of three main modules: MLA-Codec for EEG encoding and decoding, MPN-MI for mutual information estimation, and CTA-MTDNN for subject classification with multi-scale time-delay, channel, and temporal attention.

The input to SDN-Net is 64-channel EEG data processed according to [12], [13], shown with four channels for simplicity in Fig. 1. Let  $X = \{X_1, \dots, X_N\}$  represent EEG samples,  $R = \{R_1, \dots, R_N\}$  the corresponding speech envelopes, and  $Y = \{Y_1, \dots, Y_N\}$  the subject labels. The MLA-Codec for speech envelope reconstruction is defined as  $G_\theta(X_i)$ , CTA-MTDNN for subject classification as  $C_\delta(X_i)$ , and the MPN-MI mutual information estimator as  $M_\alpha(G_\theta(X_i)|C_\delta(X_i))$ , with learnable parameters  $\theta$ ,  $\delta$ , and  $\alpha$ .

### A. Envelope Reconstruction

As shown in Fig. 1 (a), the MLA-Codec comprises an EEG encoder and decoder. The encoder consists of five convolution and max-pooling modules (highlighted in green), denoted as  $G_\theta^{e^j}(X_j)$  for each module  $j = 1, 2, 3, 4, 5$ . The encoder’s output can be expressed as:

$$E(X_i) = G_\theta^{e^5}(G_\theta^{e^4}(G_\theta^{e^3}(G_\theta^{e^2}(G_\theta^{e^1}(X_i))))))$$

This encoding process generates five bottleneck representations that capture both high- and shallow-level features for reconstructing the speech envelope.

The decoder consists of upsampling and convolution layers (in yellow) and additional convolution layers  $G_\theta^{d^{j'}}$  (in blue) for refinement, where  $j' = 1, 2, 3, 4$ . The upsampling layers increase temporal resolution, and envelope-related information

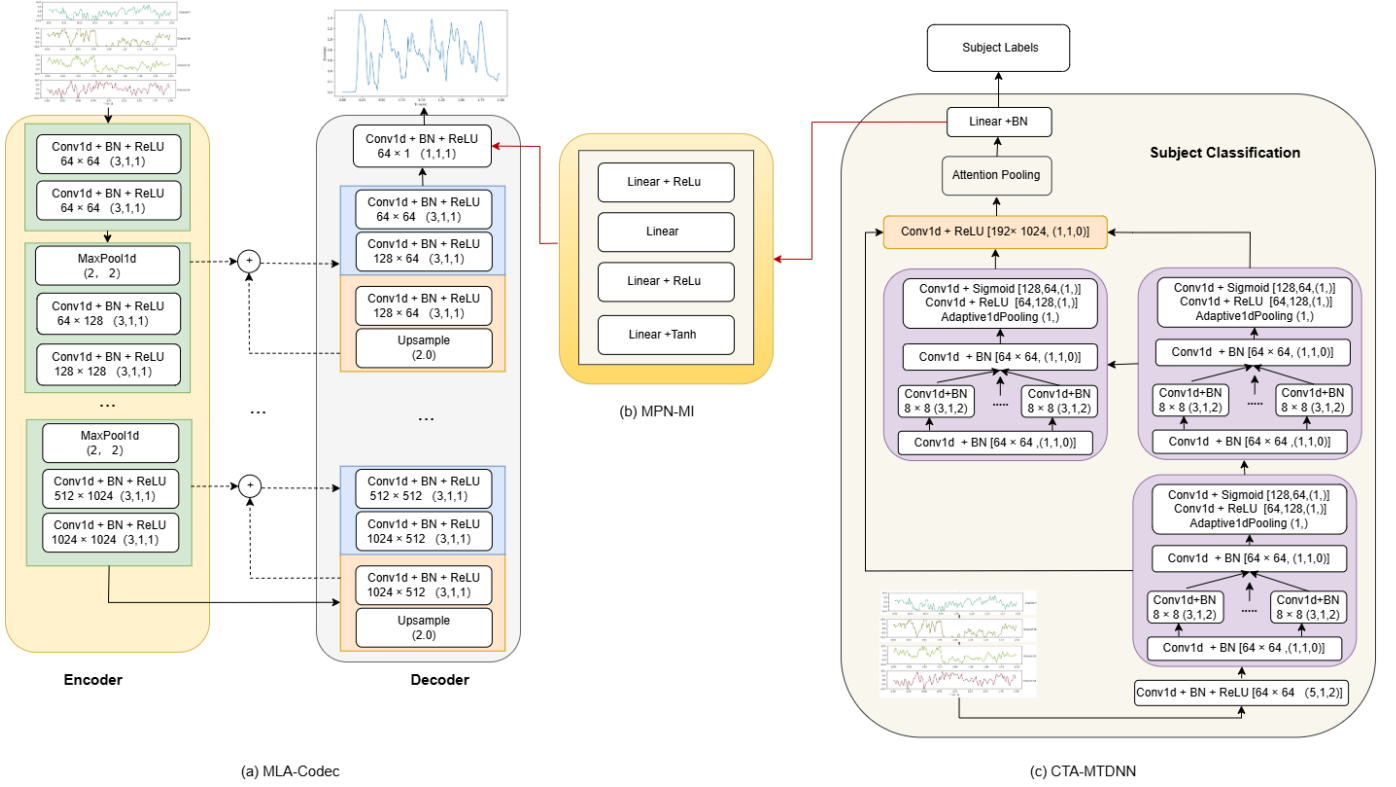


Fig. 1: The overview of SDN-Net. (a) is a multi-level aggregation EEG codec (MLA- Codec) for decoding speech envelopes. (b) is a mutual information (MI) estimator with a multi-layer perceptron network (MPN-MI). (c) is a multi-scale time-delay neural network with channel and temporal attention (CTA-MTDNN) for subject classification. *Note: The signals of four channels (Actually, there are 64-channel EEG signals) as the input is simply drawn to save space.*

is refined and concatenated with encoder outputs via  $\phi$ , as follows:

$$D_{j'}(X_i) = \phi(G_{\theta}^{d_{j'}}, G_{\theta}^{e_1})$$

The final output is decoded by a convolution layer  $G_{\theta}^{d_{5'}}$ , producing the reconstructed speech envelope  $R'_i$ :

$$R'_i = G_{\theta}^{d_{5'}}(X_i)$$

The reconstructed envelope  $R'_i$  is compared with the ground truth  $R_i$  using a Pearson correlation coefficient loss,  $L_{\text{corr}}$ , defined as:

$$L_{\text{corr}} = 1 - \frac{\sum_{i=1}^N (R_i - \bar{R})(R'_i - \bar{R}')}{\sqrt{\sum_{i=1}^N (R_i - \bar{R})^2} \sqrt{\sum_{i=1}^N (R'_i - \bar{R}')^2}}$$

where  $\bar{R}$  and  $\bar{R}'$  are the means of the true and predicted speech envelopes, respectively, and  $N$  is the sample count.

### B. Subject Classification

In SDN-Net, subject classification relies on a multi-scale time-delay neural network with channel and temporal attention, implemented as an enhanced 1D Res2Net block with squeeze-and-excitation (1D-SE-Res2Net), illustrated in purple in Fig. 1(c). Each 1D-SE-Res2Net block is denoted as  $C_{\delta}^j(X_i)$  for  $j = 1, 2, 3$ , and its multi-scale output is:

$$C'(X_i) = \phi(C_{\delta}^1(X_i), C_{\delta}^2(C_{\delta}^1(X_i)), C_{\delta}^3(C_{\delta}^2(C_{\delta}^1(X_i))))$$

where  $\phi$  represents concatenation. This multi-scale representation then passes through a convolutional layer  $C_{\delta}^4$ , resulting in:

$$C_{\delta}^5(X_i) = C_{\delta}^4(C'(X_i))$$

where  $C_{\delta}^5(X_i) \in \mathbb{R}^{C \times T}$ , with  $C$  and  $T$  denoting the channel count and frame count, respectively.

To capture subject-specific EEG features, an attention module (in yellow) applies self-attention across time and channels. Using parameters  $W \in \mathbb{R}^{R \times C}$  and  $b \in \mathbb{R}^{R \times 1}$ , the representation is projected to a lower-dimensional space, reducing overfitting risk. A non-linearity  $\delta(x)$  transforms the representation to channel-specific self-attention scores via a linear layer with weights  $v_c^T \in \mathbb{R}^{R \times 1}$  and bias  $k_c$ :

$$e_{t,c} = v_c^T \delta(W C_{\delta}^5(X_i) + b) + k_c$$

The score  $e_{t,c}$  is normalized over all frames with a softmax function:

$$\alpha_{t,c} = \frac{\exp(e_{t,c})}{\sum_{\tau=1}^n \exp(e_{\tau,c})}$$

The self-attention score  $\alpha_{t,c}$  represents frame importance for each channel. The weighted mean  $\tilde{\mu}_c$  for channel  $c$  is computed as:

$$\tilde{\mu}_c = \sum_{t=1}^n \alpha_{t,c} C_{\delta}^5(X_i)_{t,c}$$

The weighted standard deviation  $\tilde{\sigma}_c$  is:

$$\tilde{\sigma}_c = \sqrt{\sum_{t=1}^n \alpha_{t,c} C_\delta^5(X_i)_{t,c}^2 - \tilde{\mu}_c^2}$$

The final output of the attention module is the concatenation of  $\tilde{\mu}$  and  $\tilde{\sigma}$ :

$$C_\delta^6(X_i) = \phi(\tilde{\mu}, \tilde{\sigma})$$

where  $\phi$  denotes concatenation. The subject classification loss, measured by cross-entropy, is:

$$L_{\text{subject}} = -[Y \log C_\delta^6(X) + (1 - Y) \log(1 - C_\delta^6(X))]$$

### C. Mutual Information Estimator for Disentangle Subject Identity

To address subject-specific information in EEG-based speech envelope reconstruction, we propose SDN-Net. First, we pre-train the subject classification network and then fix its parameters to serve as a subject representation extractor,  $C_\delta(X_i)$ . Next, we apply the MI estimator network,  $M_\alpha(G_\theta(X_i)|C_\delta(X_i))$ , using the variational MI estimation method from [14]. The variational MI loss,  $L_{\text{var}}$ , is calculated as the difference between expected log-probabilities for subject and envelope representations, helping disentangle subject identity.

For each sample, we approximate  $L_{\text{var}}$  by comparing subject-related probabilities across pairs of samples. The total objective function combines the reconstruction loss  $L_{\text{corr}}$ , estimated MI  $\hat{L}_{\text{var}}$ , and a clipped MI penalty term to ensure non-negativity, optimized as:

$$L_{\text{total}} = \min_{f(x)} \max_{M_\alpha} (L_{\text{corr}} + \hat{L}_{\text{var}} + \lambda \cdot \max(0, L_{\text{var}}))$$

where  $\lambda$  balances these losses. Following pre-training of the subject classifier, we iteratively train the MI estimator and reconstruction network, enhancing the MLA-Codec’s subject-independent reconstruction capability.

## III. EXPERIMENTAL RESULTS AND ANALYSIS

SDN-Net includes three main modules—MLA-Codec for speech envelope decoding, MPN-MI for mutual information estimation, and CTA-MTDNN for subject classification—each validated experimentally.

### A. Results of MLA-Codec

We compared the performance of our MLA-Codec model against state-of-the-art models, including VLA AI [12], ADD-transformer [15], and LSTM [16], using Pearson correlation values between reconstructed and ground-truth speech envelopes. As shown in Fig. 2, MLA-Codec consistently outperformed the other models.

Additionally, we conducted an analysis of the inner-subject and cross-subject performance of various models, as presented in Fig. 3. The results demonstrate a notable difference

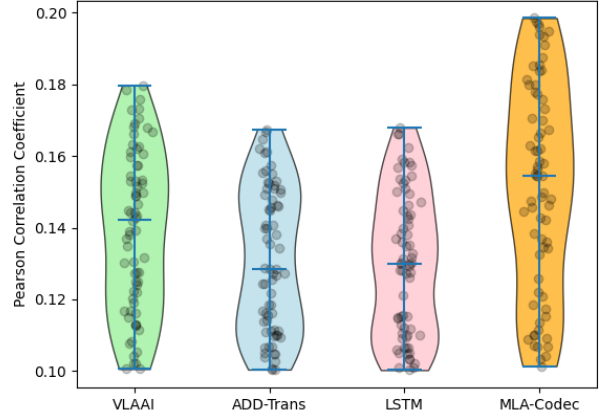


Fig. 2: Mean of Pearson Correlation Coefficient of Different Models on Different Subjects.

in speech envelope reconstruction accuracy between inner-subject and cross-subject performance. Consequently, we propose to employ mutual information estimation techniques to disentangle subject representations to enhance the envelope reconstruction accuracy of cross-subject.




Fig. 3: Mean of Pearson Correlation Coefficient of Cross-subject and inner-subject. (I) means inner-subject test results, and (C) means cross-subject test results.

### B. Results of CTA-MTDNN

In order to evaluate the performance of our proposed CTA-MTDNN module for subject classification, we compare it with two state-of-the-art methods: ES1D [17] and Multi-object [18]. The results of the comparison are presented in Table I, which shows that the proposed CTA-MTDNN module outperforms the other two methods in terms of subject classification accuracy. This indicates the effectiveness of the proposed multi-scale time-delay neural network with channel

and temporal attention mechanisms in extracting subject identity information from EEG signals.

TABLE I: The Accuracy of Subject Classification

Model Name	Accuracy (%)	Mean (%)	Std (%)
ES1D [17]	97.6	95.3	0.32
Multi-object [18]	98.0	96.1	0.51
CTA-MTDNN	99.8	97.2	0.26

### C. Results of MPN-MI

To address the issue of reduced performance caused by inter-subject variability, we propose the MPN-MI module, which disentangles subject identity information from the reconstructed speech envelopes. By integrating the MLA-Codec, CTA-MTDNN, and MPN-MI modules, we obtain the complete SDN-Net framework. We evaluate the performance of SDN-Net against other model generalization methods, including DAT, DAN, and WGAN. The Pearson Correlation Coefficients of the different methods are presented in Fig. 4. According to the results in Fig. 4, the proposed SDN-Net method yields higher accuracy in reconstructing the speech envelope.

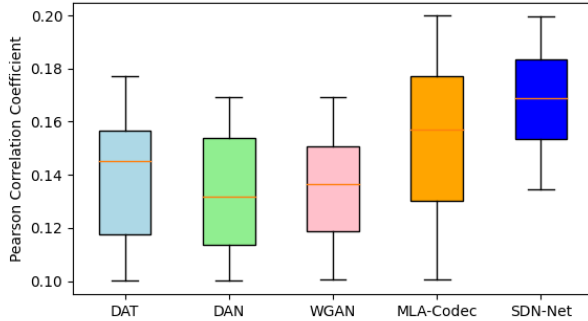


Fig. 4: Mean of Pearson Correlation of Different Generalization Model for Cross-subject Challenge.

## IV. CONCLUSION

We propose a neural network architecture, SDN-Net, to tackle cross-subject speech envelope reconstruction. SDN-Net includes three main components: a multi-level aggregation EEG codec (MLA-Codec) for decoding speech envelopes, a mutual information estimator (MPN-MI) for supervising envelope reconstruction without subject identity, and a multi-scale time-delay neural network with channel and temporal attention (CTA-MTDNN) for subject classification. MLA-Codec encodes EEG signals into speech envelopes using a fully convolutional network, while CTA-MTDNN extracts subject identity through multi-scale learning and attention mechanisms. Experiments on the Auditory EEG Decoding Dataset show that SDN-Net surpasses recent methods in

speech envelope reconstruction for both inner- and cross-subject test sets.

## REFERENCES

- [1] Brian N Pasley, Stephen V David, Nima Mesgarani, Adeen Flinker, Shihab A Shamma, Nathan E Crone, Robert T Knight, and Edward F Chang. Reconstructing speech from human auditory cortex. *PLoS biology*, 10(1):e1001251, 2012.
- [2] Mike Thornton, Danilo Mandic, and Tobias Reichenbach. Robust decoding of the speech envelope from eeg recordings through deep neural networks. *Journal of Neural Engineering*, 19(4):046007, 2022.
- [3] Nathaniel J Zuk, Jeremy W Murphy, Richard B Reilly, and Edmund C Lalor. Envelope reconstruction of speech and music highlights stronger tracking of speech at low frequencies. *PLoS computational biology*, 17(9):e1009358, 2021.
- [4] Vijayalakshmi Easwar, David Purcell, and Trevor Wright. Predicting hearing aid benefit using speech-evoked envelope following responses in children with hearing loss. *Trends in Hearing*, 27:23312165231151468, 2023.
- [5] Nicolás Nieto, Victoria Peterson, Hugo Leonardo Rufiner, Juan Esteban Kamienkowski, and Ruben Spies. Thinking out loud, an open-access eeg-based bci dataset for inner speech recognition. *Scientific Data*, 9(1):52, 2022.
- [6] Mahmoud Keshavarzi, Kanad Mandke, Annabel Macfarlane, Lyla Parvez, Fiona Gabrielczyk, Angela Wilson, Sheila Flanagan, and Usha Goswami. Decoding of speech information using eeg in children with dyslexia: Less accurate low-frequency representations of speech, not “noisy” representations. *Brain and Language*, 235:105198, 2022.
- [7] Nima Mesgarani, Stephen V David, Jonathan B Fritz, and Shihab A Shamma. Phoneme representation and classification in primary auditory cortex. *The Journal of the Acoustical Society of America*, 123(2):899–909, 2008.
- [8] Edmund C Lalor, Barak A Pearlmutter, Richard B Reilly, Gary McDarby, and John J Foxe. The vespa: a method for the rapid estimation of a visual evoked potential. *Neuroimage*, 32(4):1549–1561, 2006.
- [9] Nai Ding and Jonathan Z Simon. Neural coding of continuous speech in auditory cortex during monaural and dichotic listening. *Journal of neurophysiology*, 107(1):78–89, 2012.
- [10] Wojciech Samek, Frank C Meinecke, and Klaus-Robert Müller. Transferring subspaces between subjects in brain–computer interfacing. *IEEE Transactions on Biomedical Engineering*, 60(8):2289–2298, 2013.
- [11] Li-Ming Zhao, Xu Yan, and Bao-Liang Lu. Plug-and-play domain adaptation for cross-subject eeg-based emotion recognition. In *Proceedings of the AAAI Conference on Artificial Intelligence*, volume 35, pages 863–870, 2021.
- [12] Bernd Accou, Jonas Vanthornhout, Hugo Van hamme, and Tom Francart. Decoding of the speech envelope from eeg using the vlaai deep neural network. *Scientific Reports*, 13(1):812, 2023.
- [13] Wouter Biesmans, Neetha Das, Tom Francart, and Alexander Bertrand. Auditory-inspired speech envelope extraction methods for improved eeg-based auditory attention detection in a cocktail party scenario. *IEEE Transactions on Neural Systems and Rehabilitation Engineering*, 25(5):402–412, 2017.
- [14] Pengyu Cheng, Weituo Hao, Shuyang Dai, Jiachang Liu, Zhe Gan, and Lawrence Carin. Club: A contrastive log-ratio upper bound of mutual information. In *International conference on machine learning*, pages 1779–1788. PMLR, 2020.
- [15] Zihao Xu, Yanru Bai, Ran Zhao, Hongmei Hu, Guangjian Ni, and Dong Ming. Decoding selective auditory attention with eeg using a transformer model. *Methods*, 204:410–417, 2022.
- [16] Mohammad Jalilpour Monesi, Bernd Accou, Jair Montoya-Martinez, Tom Francart, and Hugo Van Hamme. An lstm based architecture to relate speech stimulus to eeg. In *ICASSP 2020-2020 IEEE International Conference on Acoustics, Speech and Signal Processing (ICASSP)*, pages 941–945. IEEE, 2020.
- [17] Pablo Arnau-González, Stamos Katsigiannis, Naem Ramzan, Debbie Tolson, and Miguel Arevalillo-Herrez. Es1d: A deep network for eeg-based subject identification. In *2017 IEEE 17th International Conference on Bioinformatics and Bioengineering (BIBE)*, pages 81–85. IEEE, 2017.
- [18] Luis Alfredo Moctezuma and Marta Molinas. Multi-objective optimization for eeg channel selection and accurate intruder detection in an eeg-based subject identification system. *Scientific Reports*, 10(1):1–12, 2020.