

Research Article

Ivan Toftul[‡], Dhruv Hariharan[‡], Pavel Tonkaev[‡], Fangxing Lai, Qinghai Song, and Yuri Kivshar*

Monoclinic nonlinear metasurfaces for resonant engineering of polarization states

Abstract: Polarization is a fundamental property of light that can be engineered and controlled efficiently with optical metasurfaces. Here, we employ *chiral metasurfaces* with monoclinic lattice geometry and achiral meta-atoms for resonant engineering of polarization states of light. We demonstrate, both theoretically and experimentally, that a monoclinic metasurface can convert linearly polarized light into elliptically polarized light not only in the linear regime but also in the nonlinear regime with the resonant generation of the third-harmonic field. We reveal that the ellipticity of the fundamental and higher-harmonic fields depends critically on the angle of the input linear polarization, and the effective chiral response of a monoclinic lattice plays a significant role in the polarization conversion.

Keywords: chiral metasurface; third-harmonic generation, nonlinear resonant metamaterials.

1 Introduction

Among many remarkable achievements associated with the name Federico Capasso, metasurfaces play an im-

Ivan Toftul[‡], Research School of Physics, Australian National University, Canberra ACT 2601, Australia, ivan.toftul@anu.edu.au; 0000-0003-3588-5403

Dhruv Hariharan[‡], Research School of Physics, Australian National University, Canberra ACT 2601, Australia, 0009-0003-4610-7014

Pavel Tonkaev[‡], Research School of Physics, Australian National University, Canberra ACT 2601, Australia, 0000-0003-1849-0653

Fangxing Lai, Ministry of Industry and Information Technology Key Lab of Micro-Nano Optoelectronic Information System, Guangdong Provincial Key Laboratory of Semiconductor Optoelectronic Materials and Intelligent Photonic Systems, Harbin Institute of Technology, Shenzhen 518055, People's Republic of China; 0000-0001-9176-0205

Qinghai Song, Ministry of Industry and Information Technology Key Lab of Micro-Nano Optoelectronic Information System, Guangdong Provincial Key Laboratory of Semiconductor Optoelectronic Materials and Intelligent Photonic Systems, Harbin Institute of Technology, Shenzhen 518055, People's Republic of China; 0000-0003-1048-411X

***Corresponding author: Yuri Kivshar**, Research School of Physics, Australian National University, Canberra ACT 2601, Australia, yuri.kivshar@anu.edu.au; 0000-0002-3410-812X

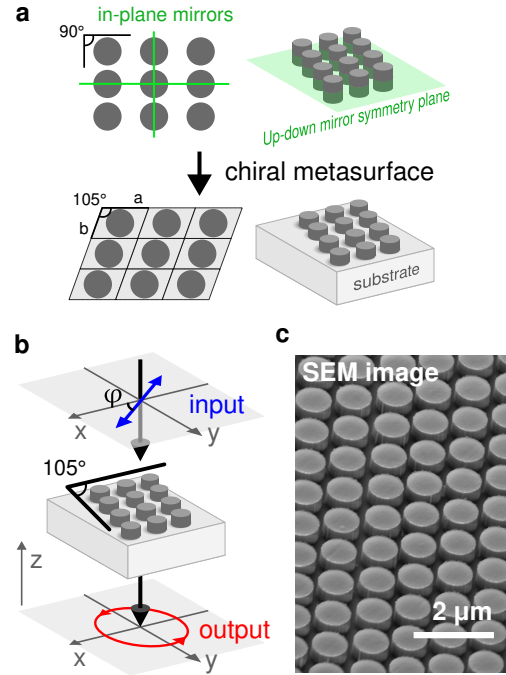


Fig. 1: Concept of monoclinic chiral metasurfaces. **a** Design principle of the chiral metasurfaces utilizing monoclinic meta-atom lattices. **b** Schematic of a chiral metasurface which transforms incident linearly polarized plane wave into elliptically polarized light. **c** Scanning electron microscope (SEM) image of the fabricated metasurface.

portant role as efficient planar components of future photonic devices [1]–[3]. One of the fundamental functionalities of metasurfaces is the control of polarization of light, which is a versatile degree of freedom that can be manipulated or engineered for numerous applications [4], [5]. Conventional approaches to manipulating polarization often rely on bulk components such as wave plates. Although effective, these components are constrained by their size.

Metasurfaces, composed of subwavelength structures, that is, meta-atoms, are powerful tools for overcoming size and weight limitations, allowing ultra-thin and multifunctional optical devices [6]–[8]. The operational principle for using metasurfaces in the control of polarization relies on transforming an incident wave-

form into an ensemble of individual beams generated by meta-atoms with different polarization states that beat along the optical axis, thereby changing the resulting polarization at will. Many recent papers have been devoted to the study of linear polarization conversion with single metasurfaces (see, e.g. Refs. [9]–[13]), as well as multiple metasurfaces with stacking and twisted configurations [14], [15]. Polarization transformations with metasurfaces have been extensively explored by the Federico Capasso group [16]–[18]. In particular, the designer-specified polarization response was shown to be employed for computer-generated holograms whose far-fields implement parallel polarization analysis and customized waveplates [18].

Chiral metasurfaces are particularly suitable for polarization engineering because of their inherent ability to mix polarization states, e.g. to convert directly linearly polarized light into elliptically or circularly polarized states. The use of resonant effects in metasurfaces has been demonstrated to enhance polarization conversion efficiencies and enable functionalities such as circularly polarized lasing and high-contrast polarization detection [19], [20].

In this work, we uncover the hidden potential of resonant chiral monoclinic metasurfaces, recently introduced and characterized in Ref. [21], for polarization conversion of linearly polarized light, and we also expand this concept to the nonlinear polarization conversion for the generation of third-harmonic chiral fields (Fig. 1). Using both computational and experimental approaches, we demonstrate their ability to convert linearly polarized light into elliptically polarized light in both the linear and nonlinear regimes. Specifically, we explore the third harmonic generation (THG) process and show that the ellipticity of the generated light is strongly dependent on the input polarization angle. By analyzing the role of chiral resonances, we underpin the underlying mechanisms that govern these effects, highlighting the versatility of monoclinic metasurfaces as compact polarization engineering platforms. This builds on previous work exploring multifunctional metasurfaces for polarization conversion and control [22], [23].

2 Results

The object of our research is a chiral resonant dielectric metasurface, which consists of Si cylinders in a monoclinic arrangement on a Si₂O substrate. Such meta-

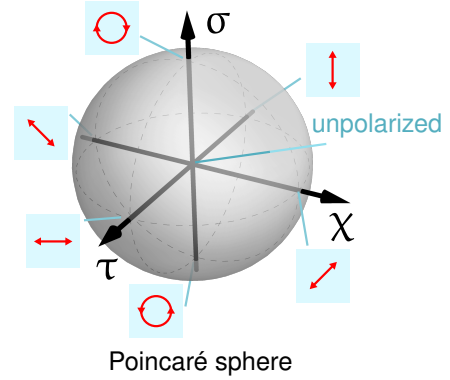


Fig. 2: Poincaré sphere and illustration of the polarization states.

surface is geometrically chiral, i.e. it does not possess any mirror symmetry: the up-down mirror symmetry is broken by the substrate, and all in-plane mirror symmetries are broken by the monoclinic arrangement itself. Circular dichroism studies of such metasurface can be found in Ref. [21].

Realization of a polarization transformation can be conveniently visualized on the unit Poincaré sphere [5], [24] via the following three parameters:

$$\begin{aligned}\tau &= |e_x|^2 - |e_y|^2 = \frac{I_V - I_H}{I_V + I_H} \\ \chi &= 2 \operatorname{Re}(e_x^* e_y) = \frac{I_D - I_A}{I_D + I_A} \\ \sigma &= 2 \operatorname{Im}(e_x^* e_y) = \frac{I_L - I_R}{I_L + I_R}.\end{aligned}\quad (1)$$

These parameters show the degrees of the vertical/horizontal (τ), diagonal/anti-diagonal (χ), and right-hand/left-hand circular polarizations (σ), see Fig. 2. Here, the complex components of the electric field e_x and e_y are normalized so that $|e_x|^2 + |e_y|^2 = 1$. In the far-field plane the field is transverse, i.e. $e_z = 0$. Experimentally, Stokes parameters are calculated by performing six different intensity measurements: vertical and horizontal $I_{V/H}$, diagonal and anti-diagonal $I_{D/A}$, polarized on the right and left circular $I_{R/L}$. The normalized Stokes parameters satisfy $\tau^2 + \chi^2 + \sigma^2 \leq 1$, where “ \leq ” is achieved for the partially or fully unpolarized signal.

The metasurface exhibits resonant behavior. The design parameters are as follows: the meta-atoms are cylinders with a height of 400 nm and a radius of 430 nm, composed of silicon (Si); the monoclinic arrangement is defined by two lattice vectors with lengths $a = 1100$ nm and $b = 1000$ nm, and a lattice angle of 105° (Fig. 1a); the substrate is made of SiO₂. We find several eigenmodes of the systems in the vicinity of

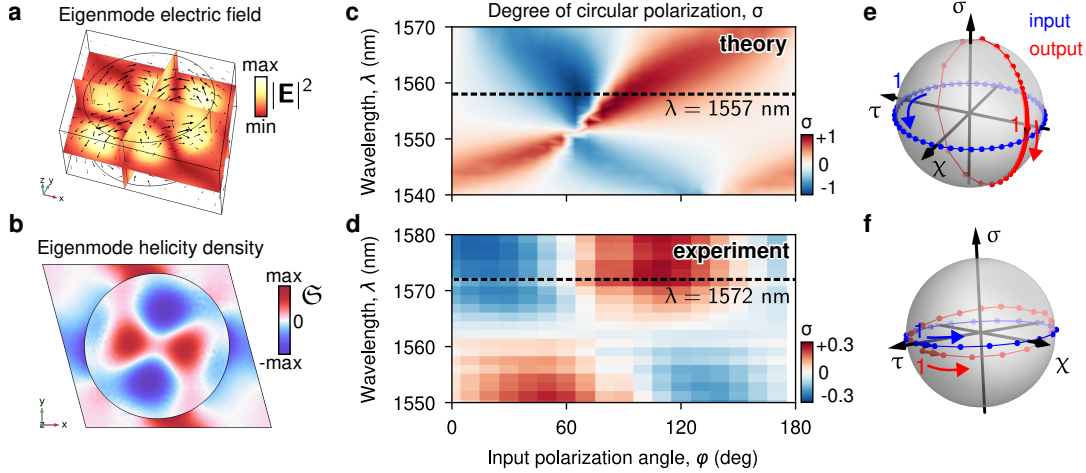


Fig. 3: Linear chiral optical properties. **a** . **b** . Theoretical **(c)** and experimental **(d)** degree of circular polarization σ dependence on input polarization angle and wavelength. Output theoretical **(e)** and experimental **(f)** polarization state (red dots) for various input linear polarization angles (blue dots) plotted on the Poincaré sphere.

the wavelength telecommunication range. In particular, there is an eigenmode with a resonant wavelength of 1553 nm and Q -factor of $Q \approx 100$. We show its electric field distribution in Fig. 3a. Geometrically chiral metasurface supports chiral eigenmodes, however, their high level of chirality — selective interaction with right and left circularly polarized output channels — is not guaranteed, and it has to be engineered [21], [25]–[27]. It was shown in Ref. [21] that the eigenmode shown in Fig. 3a exhibits strong chiral properties, which manifests in a strong circular dichroism.

Helicity density is a *local* property of the electromagnetic field distribution which is also relevant in the context of chiral metasurfaces, e.g. in chiral sensing [28], [29]. For monochromatic field at frequency ω it is written as [30]–[32]

$$\mathfrak{G} = \frac{1}{2\omega c} \text{Im}(\mathbf{H}^* \cdot \mathbf{E}), \quad (2)$$

where \mathbf{E} and \mathbf{H} are the electric and magnetic fields, c is the speed of sound. The quantity (2) characterizes the difference between the numbers of right-hand and left-hand circularly polarized photons. We plot the distribution of helicity density of the eigenmode in Fig. 3b.

Next, we study the polarization transformation of such metasurface for the linearly polarized input light in the linear and nonlinear regime, i.e. polarization state of the third harmonic generation signal.

2.1 Polarization transformation in linear transmission

Here we examine the manifestation of the chiral mode of choice in the context of polarization transformation for the linearly polarized input. We set the input field to be a monochromatic linearly polarized plane wave at frequency ω and wavevector $\mathbf{k} = -\hat{\mathbf{z}}k$ (we assume a $e^{-i\omega t}$ time dependence):

$$\mathbf{E}_{\text{in}}^{(\omega)} = E_0 (\hat{\mathbf{x}} \cos \varphi + \hat{\mathbf{y}} \sin \varphi) e^{-ikz}, \quad (3)$$

where angle φ shows linear polarization orientation with respect to the x -axis, $\hat{\mathbf{x}}$, $\hat{\mathbf{y}}$, $\hat{\mathbf{z}}$ are the Cartesian unit vectors. Based on Eq. (1), this implies the input Stokes parameters to be

$$\tau_{\text{in}} = \cos(2\varphi), \quad \chi_{\text{in}} = \sin(2\varphi), \quad \sigma_{\text{in}} = 0. \quad (4)$$

We incrementally change polarization angle φ in the range $[0, \pi]$ with a constant step $\Delta\varphi$, as the results are π -periodic.

Adjusting the polarization angle φ and the wavelength λ of the incident wave, we examine the polarization of the outgoing signal (Fig. 3c). Near the chiral resonance, circular polarization degree σ is strongly dependent on λ and φ . At certain λ and φ , the transmitted field approaches circular polarization, $|\sigma| \approx 1$. Although the input polarization states (4) are evenly spaced, the output states are not. This is illustrated on the Poincaré sphere in Fig. 3e. In particular, the output states form a circle on the sphere, indicated by red dots.

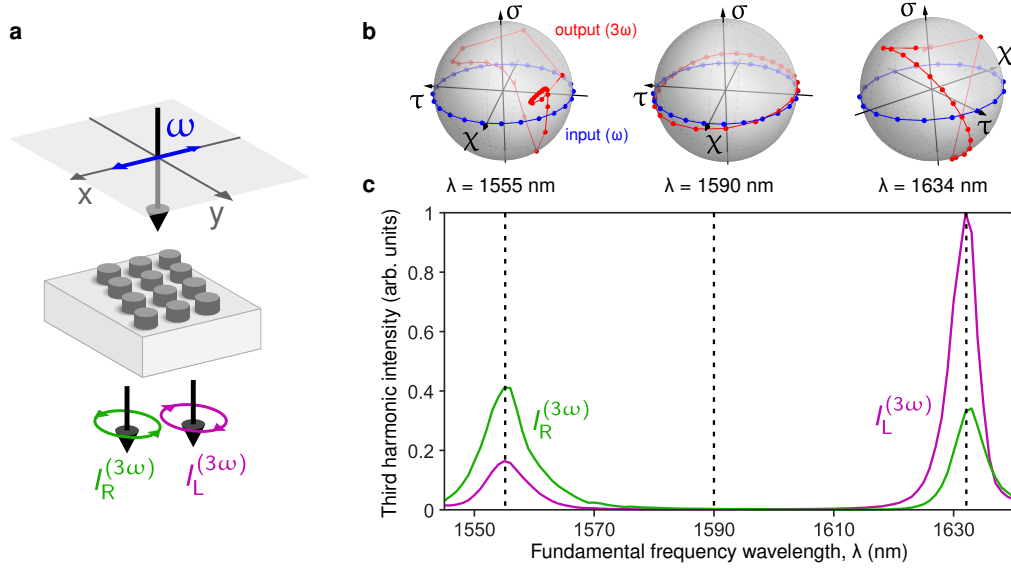


Fig. 4: Nonlinear theory. **a** Third harmonic intensity output from a linearly polarised beam along x -axis. **c** The green and magenta lines are the intensity of the right and left circular polarization intensities of the third harmonic signal, respectively. **b** Poincaré spheres which show simulated polarization states of the third harmonic output taken at different wavelengths for linear polarization input at different angles on the fundamental frequency.

To validate our theoretical prediction regarding the polarization change, we measure all Stokes parameters of light transmitted through the metasurface taking into account Eq. (1) (see the Methods section for experimental details). The experimentally determined values of σ , as a function of the wavelength and the input polarization angle, are presented in Fig. 3c. The output light exhibits elliptical polarization around the optical resonance. The behavior observed qualitatively agrees with theoretical prediction. However, the degree of circular polarization varies from -0.30 to 0.31 at 1572 nm. The output polarization state is illustrated in Fig. 3f by red dots, while the input polarization state is also depicted by blue dots. The experimental pattern is similar to the theoretical prediction. The difference between theoretical and experimental results is primarily attributed to the fabrication imperfection and the broad range of incident light wave vectors in the experiment.

2.2 Polarization engineering of the third harmonic generation

At higher intensities, the electron oscillations within a dielectric structure become *anharmonic*, which can be effectively described using the extended Lorentz model [33]. Silicon, being a centrosymmetric mate-

rial in its bulk crystalline form, exhibits a symmetric electron potential, allowing only odd harmonic generation. Consequently, the second harmonic generation is symmetry-forbidden in bulk silicon, with the sole exception of surface effects [34]. However, at sufficiently high intensities, THG becomes significant. The nonlinear polarization current responsible for THG can be expressed as $\mathbf{P}^{(3\omega)} = \epsilon_0 \hat{\chi}^{(3)} \mathbf{E}^{(\omega)} \mathbf{E}^{(\omega)} \mathbf{E}^{(\omega)}$, where ϵ_0 is the dielectric constant, $\mathbf{E}^{(\omega)}$ is the electric field at the fundamental frequency, and $\hat{\chi}^{(3)}$ is the fourth-rank nonlinear susceptibility tensor. Silicon has space group $m3m$, which results in only 21 nonzero elements in $\hat{\chi}^{(3)}$ with only 4 independent [33]. For simplicity, we assume all non-zero components to be equal. To model THG, we employ the undepleted pump approximation and simulate the process in COMSOL Multiphysics using a two-step approach. In this framework, the nonlinear polarization $\mathbf{P}^{(3\omega)}$ is used as the initial condition for solving the higher harmonic wave equations.

The coupling strength of the incident field to the resonant mode strongly depends on the overlap integral between the two [21], [25], [27], [35]. This coupling shows a strong polarization dependence, providing different field distribution at the fundamental frequency $\mathbf{E}^{(\omega)}$ for different input polarizations, and hence different $\mathbf{P}^{(3\omega)}$ and third harmonic response.

We evaluate the nonlinear numerical results by calculating the THG for a linearly polarized pump and

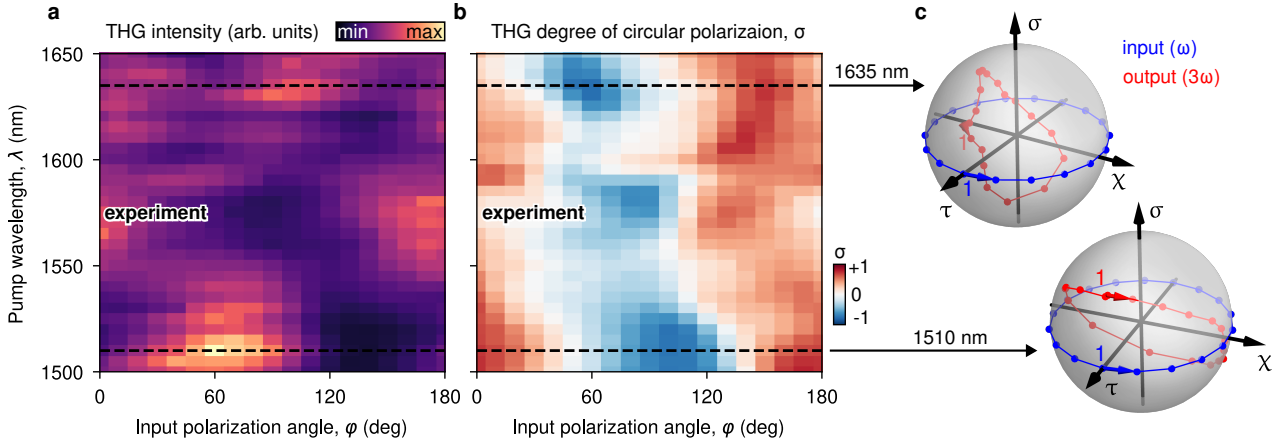


Fig. 5: Experimental nonlinear polarization properties. THG intensity (a) and degree of circular polarization (b) from the metasurface as a function of the pump wavelength and polarization angle. c Poincaré spheres illustrating polarization states of the output THG at 1510 nm and 1635 nm wavelengths for linear polarized input, varying linear polarization angle at the fundamental harmonic.

decomposing THG transmission signal into the right- and left-circular polarized components, $I_R^{(3\omega)}$ and $I_L^{(3\omega)}$ (Fig. 4a). The wavelength-dependent THG intensities for right and left circular polarized components are shown in Fig. 4c by the green and magenta lines, respectively. The results exhibit a pronounced resonant behavior revealing significant enhancement of the THG at the vicinity of the structure resonances. Remarkably, for the first resonance (1555 nm) the right-circular polarized component dominates, while for the second resonance (1634 nm) the left-circular polarized component becomes dominant. Next, we investigate the effect of varying the polarization angle of the pump at specific wavelengths and extract all polarization parameters for the THG. The simulated polarization states are represented on the Poincaré spheres in Fig. 4b. Near the chiral resonances, the polarization trajectories for pump wavelengths of 1555 nm and 1634 nm exhibit high degrees of circular polarization, with $|\sigma|$ values approaching 1. This behavior indicates the generation of highly circularly polarized THG near these resonances. Unlike the linear case, the polarization points do not lie within a single plane and lack a clear pattern. This complexity likely arises from the interplay between polarization states on the fundamental frequency and the THG, rather than just one effect as in the linear case. In contrast, for the wavelength away from the resonances (1590 nm) the output polarization closely resembles the input polarization indicating minimal modification.

For validation of our theoretical simulations, we measure the THG from the metasurface (see the Methods section for more details). The laser wavelength was

tuned from 1500–1730 nm at 5 nm intervals, while the polarization angle was varied from 0° to 180° with 10° . For each combination of these parameters, we record the THG spectra and extract the maximum values. Fig. 5a shows the maximum THG value as a function of the pump wavelength and input polarization angle. As expected, the THG enhancements are observed close to the resonances identified from the theory. To investigate the degree of circular polarization σ we extract this parameter from the THG data taking into account Eq. (1) — the dependence on the pump wavelength and input polarization angle is shown in Fig. 5b. The results reveal complex dependencies with significant changes in the polarization state as the pump polarization angle. We further extract the polarization parameters for the resonant wavelengths 1510 nm and 1635 nm. These values are plotted on Poincaré spheres, showing σ ranges of -0.73 to 0.71 at the wavelength of 1635 nm and -0.74 to 0.70 at 1510 nm (Fig. 5c). Likewise the theoretical results, these points do not lie in a single plane as we would expect from the experimental results, and reach higher values for circular polarization than those in the linear regime. The deviation between the experimental and theoretical results is attributed to the same factors as in the linear case. Additionally, the THG exhibits greater sensitivity to all possible imperfections and pump parameters compared to the linear regime. Considering the impact of the modes at the THG wavelength, it is challenging to fully replicate the simulated result in a real finite sample.

3 Conclusions

We have studied the effect of resonances on the polarization conversion in chiral dielectric metasurfaces, for both linear and nonlinear regimes. We have demonstrated that metasurfaces composed of a monoclinic lattice of achiral meta-atoms possess a chiral response that can be employed for active polarization engineering. We have verified that such an intrinsic chirality of the metasurface can transform input linearly polarized light into elliptically polarized light, and we have demonstrated that this effect can be used to control the polarization of the generated third harmonic field. We believe that our results provide the first step in exploring polarization transformations in the nonlinear regime for resonant chiral metasurfaces, and they lay the foundation for future work to optimize such phenomena for applications in chiral sensing, chirality encoding, and chiral imaging.

4 Methods

4.1 Sample fabrication

The silicon metasurface was fabricated with a combined process of electron-beam (E-beam) evaporation, E-beam lithography and inductive coupled plasma (ICP) etching. Basically, 400 nm silicon film was deposited by E-beam evaporation, and then covered with 26 nm Cr layer and 80 nm E-beam resist (PMMA A2). The nanostructures designed in PMMA are patterned via an E-beam aligner (Raith E-line, 30 kV) and developed in MIBK: IPA for 60 s. Taking the PMMA as a mask, the Cr layer was etched with O₂ and Cl₂ (Gas flow of O₂ is 12.5 sccm, gas flow of Cl₂ is 37.5 sccm, pressure is 12 mTorr) in ICP. The Si metasurface was achieved by further etching the Si layer with a mixture of SF₆ and C₄F₈ (Gas flow of SF₆ is 35 sccm, gas flow of C₄F₈ is 40 sccm, pressure is 15 mTorr) in ICP and removing the Cr layer with chromium etchant.

4.2 Optical experiments

For the transmission measurements, a quartz tungsten-halogen lamp was used as the light source. The emitted light passed through a linear polariser mounted on the motorised rotatable stage enabling precise adjustment of the linear polarization angle. Next, the po-

larised light is focused onto the sample by a CF₂ lens with a focal length of 50 mm. The transmitted signal after passing through the sample was collected by a 20X Mitutoyo Plan Apo NIR objective lens. Then, the light passed through a quarter-wave plate and a linear polariser, both mounted on rotatable stages, enabling the extraction of all polarization parameters through various combinations of orientations. Subsequently, the light collected was coupled into an optical fibre by an aspherical lens with a focal length of 8 mm and delivered to the NIRQuest Ocean Optics spectrometer.

For nonlinear transmission measurement, a laser system comprising a femtosecond laser (Ekspla Femtolux 3) operating at a wavelength of 1030 nm and an optical parametric amplifier (MIROPA Hotlight Systems) was used as THG pump source. The optical parameter amplifier generated tunable NIR radiation in the range of 1500–1700 nm. The laser pulses had a duration of 250 fs, a repetition rate of 5.14 MHz and an average power of 20 mW. The NIR laser radiation was linearly polarised with vertical linear polariser. Next, the polarization was rotated by a half-wave plate mounted on a rotatable stage. The polarised laser beam was focused onto the sample by a CF₂ lens with a focal length of 50 mm. The transmitted THG signal was collected after passing through the sample by a 20X Mitutoyo Plan Apo NIR objective lens. Subsequently, the THG signal was directed through a quarter-wave plate and a linear polariser, both mounted on rotatable stages, allowing for the extraction of all polarization parameters by varying their orientations. Finally, the THG signal was coupled into an optical fiber using an aspherical lens with a focal length of 8 nm and delivered to the QE Pro Ocean Optics spectrometer.

Acknowledgment: Y.K. thanks M. Gorkunov, K. Konishi, and O. Martin for useful discussions of monoclinic metasurfaces and nonlinear chiral effects. The authors thank S. Xiao for valuable suggestions on the fabrication.

Research funding: Australian Research Council (Grant No. DP210101292), International Technology Center Indo-Pacific (ITC IPAC) via Army Research Office (Contract FA520923C0023), National Natural Science Foundation of China (Grants No. 12261131500, No. 12025402, and No. 12334016), Shenzhen Fundamental Research Projects (Grant No. JCYJ20241202123719025).

Author contributions: IT, DH, PT contributed equally to this work (marked by ‡).

YK and QS conceived the idea and supervised the research. DH and IT developed the theoretical model and performed numerical simulations. FL fabricated the samples. DH and PT designed and carried out the experiments. IT and PT drafted the initial version of the manuscript. All authors have accepted responsibility for the entire content of this manuscript and consented to its submission to the journal, reviewed all the results and approved the final version of the manuscript.

Conflict of interest: Authors state no conflict of interest.

Data availability statement: The datasets generated during and/or analyzed during the current study are available from the corresponding author on reasonable request.

References

- [1] A. Kuznetsov, M. Brongersma, J. Yao, *et al.*, "Roadmap for optical metasurfaces," *ACS Photonics*, vol. 11, pp. 816–865, 2024. DOI: [10.1021/acsp Photonics.3c00457](https://doi.org/10.1021/acsp Photonics.3c00457).
- [2] S. Schulz, R. Oulton, M. Kenney, *et al.*, "Roadmap on photonic metasurfaces," *Applied Physics Letters*, vol. 124, no. 26, p. 260701, 2024. DOI: [10.1063/5.0204694](https://doi.org/10.1063/5.0204694). eprint: [2410.23670](https://arxiv.org/abs/2410.23670).
- [3] T. Cui, S. Zhang, A. Alú, *et al.*, "Roadmap on electromagnetic metamaterials and metasurfaces," *Journal of Physics: Photonics*, vol. 6, p. 032502, 2024. DOI: [10.1088/2515-7647/ad1a3b](https://doi.org/10.1088/2515-7647/ad1a3b).
- [4] D. H. Goldstein and D. Goldstein, *Polarized Light* (Optical Engineering 83), 2. ed., rev. and expanded. New York Basel: Marcel Dekker, 2003, ISBN: 978-0-8247-4053-5.
- [5] E. Collett, *Field Guide to Polarization*. SPIE, 2005, vol. 1, ISBN: 978-0-8194-5868-1.
- [6] C. Jung, G. Kim, M. Jeong, *et al.*, "Metasurface-Driven Optically Variable Devices," *Chem. Rev.*, vol. 121, no. 21, pp. 13 013–13 050, 2021, ISSN: 0009-2665. DOI: [10.1021/acs.chemrev.1c00294](https://doi.org/10.1021/acs.chemrev.1c00294).
- [7] S. Chen, W. Liu, Z. Li, H. Cheng, and J. Tian, "Metasurface-Empowered Optical Multiplexing and Multifunction," *Adv. Mater.*, vol. 32, no. 3, p. 1805912, 2020, ISSN: 0935-9648. DOI: [10.1002/adma.201805912](https://doi.org/10.1002/adma.201805912).
- [8] D. Wen, F. Yue, W. Liu, S. Chen, and X. Chen, "Geometric Metasurfaces for Ultrathin Optical Devices," *Adv. Opt. Mater.*, vol. 6, no. 17, p. 1800348, 2018, ISSN: 2195-1071. DOI: [10.1002/adom.201800348](https://doi.org/10.1002/adom.201800348).
- [9] F. Ding, S. Tang, and S. I. Bozhevolnyi, "Recent Advances in Polarization-Encoded Optical Metasurfaces," *Advanced Photonic Research*, vol. 2, p. 2000173, 2021. DOI: [10.1002/adpr.202000173](https://doi.org/10.1002/adpr.202000173).
- [10] B. Lin, W. Huang, J. Guo, X. Ji, Y. Wang, and R. Zhu, "Design of polarization conversion metasurface for arbitrary polarized wave," *Optics Communications*, vol. 540, p. 129529, 2023. DOI: [10.1016/j.optcom.2023.129529](https://doi.org/10.1016/j.optcom.2023.129529).
- [11] Z. Shen and X. Lin, "A review of metasurface polarization devices," *Optical Materials*, vol. 146, p. 114567, 2023. DOI: [10.1016/j.optmat.2023.114567](https://doi.org/10.1016/j.optmat.2023.114567).
- [12] F. Li, H. Chen, J.-Y. Yin, and J.-Y. Deng, "A polarization conversion metasurface for broadband and high efficiency bidirectional filtering," *Physica Scripta*, vol. 99, p. 105525, 2024. DOI: [10.1088/1402-4896/ad7416](https://doi.org/10.1088/1402-4896/ad7416).
- [13] F.-J. Li, S. Wang, R. Zhong, *et al.*, "Metasurface polarization optics: From classical to quantum," *Applied Physics Reviews*, vol. 11, p. 041332, 2024. DOI: [10.1063/5.0226286](https://doi.org/10.1063/5.0226286).
- [14] F. Mei, G. Qu, X. Sha, *et al.*, "Cascaded metasurfaces for high-purity vortex generation," *Nature Communications*, vol. 14, p. 6410, 2023. DOI: [10.1038/s41467-023-42137-1](https://doi.org/10.1038/s41467-023-42137-1).
- [15] Y. Yuan, K. Zhang, Q. Wu, S. N. Burokur, and P. Genevet, "Reaching the efficiency limit of arbitrary polarization transformation with nonorthogonal metasurfaces," *Nature Communications*, vol. 15, p. 6682, 2024. DOI: [10.1016/j.optcom.2023.129529](https://doi.org/10.1016/j.optcom.2023.129529).
- [16] A. Zaidi, N. Rubin, A. Dorrah, J.-S. Park, and F. Capasso, "Generalized polarization transformations with metasurfaces," *Optics Express*, vol. 29, pp. 39 065–39 078, 2021. DOI: [10.1364/OE.442844](https://doi.org/10.1364/OE.442844).
- [17] A. H. Dorrah, N. A. Rubin, A. Zaidi, M. Tamagnone, and F. Capasso, "Metasurface optics for on-demand polarization transformations along the optical path," *Nature Photonics*, vol. 15, pp. 287–296, 2021. DOI: [10.1038/s41566-020-00750-2](https://doi.org/10.1038/s41566-020-00750-2).
- [18] N. A. Rubin, A. Zaidi, A. H. Dorrah, Z. Zhujun Shi, and F. Capasso, "Jones matrix holography with metasurfaces," *Science Advances*, vol. 7, eabg7488, 2021. DOI: [10.1126/sciadv.abg7488](https://doi.org/10.1126/sciadv.abg7488).
- [19] I. Katsantonis, A. C. Tasolamprou, E. N. Economou, T. Koschny, and M. Kafesaki, "Ultrathin, Dynamically Controllable Circularly Polarized Emission Laser Enabled by Resonant Chiral Metasurfaces," *ACS Photonics*, vol. 2024, no. 2024, 2024. DOI: [10.1021/acsp Photonics.4c01005](https://doi.org/10.1021/acsp Photonics.4c01005).
- [20] J. Bai and Y. Yao, "Highly Efficient Anisotropic Chiral Plasmonic Metamaterials for Polarization Conversion and Detection," *ACS Nano*, vol. 15, no. 9, pp. 14 263–14 274, 2021, ISSN: 1936-0851. DOI: [10.1021/acsnano.1c02278](https://doi.org/10.1021/acsnano.1c02278).
- [21] I. Toftul, P. Tonkaev, K. Koshelev, *et al.*, "Chiral Dichroism in Resonant Metasurfaces with Monoclinic Lattices," *Phys. Rev. Lett.*, vol. 133, no. 21, p. 216901, 2024. DOI: [10.1103/PhysRevLett.133.216901](https://doi.org/10.1103/PhysRevLett.133.216901).
- [22] Y. Deng, C. Wu, C. Meng, S. I. Bozhevolnyi, and F. Ding, "Functional Metasurface Quarter-Wave Plates for Simultaneous Polarization Conversion and Beam Steering," *ACS Nano*, vol. 15, no. 11, pp. 18 532–18 540, 2021, ISSN: 1936-0851. DOI: [10.1021/acsnano.1c08597](https://doi.org/10.1021/acsnano.1c08597).
- [23] M.-E. Mustafa, M. Amin, O. Siddiqui, and F. A. Tahir, "Quasi-Crystal Metasurface for Simultaneous Half- and Quarter-Wave Plate Operation," *Sci. Rep.*, vol. 8, no. 15743, pp. 1–10, 2018, ISSN: 2045-2322. DOI: [10.1038/s41598-018-34142-y](https://doi.org/10.1038/s41598-018-34142-y).



- [24] C. Cisowski, J. B. Götte, and S. Franke-Arnold, "Colloquium: Geometric phases of light: Insights from fiber bundle theory," *Rev. Mod. Phys.*, vol. 94, no. 3, p. 031001, 2022. DOI: [10.1103/RevModPhys.94.031001](https://doi.org/10.1103/RevModPhys.94.031001).
- [25] M. V. Gorkunov, A. A. Antonov, and Y. S. Kivshar, "Metasurfaces with Maximum Chirality Empowered by Bound States in the Continuum," *Phys. Rev. Lett.*, vol. 125, no. 9, p. 093903, 2020. DOI: [10.1103/PhysRevLett.125.093903](https://doi.org/10.1103/PhysRevLett.125.093903).
- [26] A. S. Shalin, A. C. Valero, and A. Miroshnichenko, *All-Dielectric Nanophotonics*. San Diego: Elsevier, 2023, ISBN: 978-0-323-95196-8.
- [27] M. V. Gorkunov, A. A. Antonov, A. V. Mamonova, E. A. Muljarov, and Y. Kivshar, "Substrate-Induced Maximum Optical Chirality of Planar Dielectric Structures," *Adv. Opt. Mater.*, vol. n/a, no. n/a, p. 2402133, 2024, ISSN: 2195-1071. DOI: [10.1002/adom.202402133](https://doi.org/10.1002/adom.202402133).
- [28] M. L. Solomon, A. A. E. Saleh, L. V. Poulikakos, J. M. Abendroth, L. F. Tadesse, and J. A. Dionne, "Nanophotonic Platforms for Chiral Sensing and Separation," *Acc. Chem. Res.*, vol. 53, no. 3, pp. 588–598, 2020, ISSN: 0001-4842. DOI: [10.1021/acs.accounts.9b00460](https://doi.org/10.1021/acs.accounts.9b00460).
- [29] I. Toftul, S. Golat, F. J. Rodríguez-Fortuño, F. Nori, Y. Kivshar, and K. Y. Bliokh, "Radiation forces and torques in optics and acoustics," *arXiv*, 2024. DOI: [10.48550/arXiv.2410.23670](https://doi.org/10.48550/arXiv.2410.23670). eprint: [2410.23670](https://arxiv.org/abs/2410.23670).
- [30] K. Y. Bliokh and F. Nori, "Characterizing optical chirality," *Phys. Rev. A*, vol. 83, p. 021803, 2011. DOI: [10.1103/PhysRevA.83.021803](https://doi.org/10.1103/PhysRevA.83.021803).
- [31] K. Y. Bliokh, Y. S. Kivshar, and F. Nori, "Magnetolectric Effects in Local Light-Matter Interactions," *Phys. Rev. Lett.*, vol. 113, p. 033601, 2014. DOI: [10.1103/PhysRevLett.113.033601](https://doi.org/10.1103/PhysRevLett.113.033601).
- [32] R. P. Cameron, S. M. Barnett, and A. M. Yao, "Optical helicity, optical spin and related quantities in electromagnetic theory," *New J. Phys.*, vol. 14, p. 053050, 2012. DOI: [10.1088/1367-2630/14/5/053050](https://doi.org/10.1088/1367-2630/14/5/053050).
- [33] R. W. Boyd, *Nonlinear Optics*, 3rd ed. Amsterdam ; Boston: Academic Press, 2008, ISBN: 978-0-12-369470-6.
- [34] P. Tonkaev, F. Lai, S. Kruk, *et al.*, "Even-order optical harmonics generated from centrosymmetric-material metasurfaces," *Phys. Rev. Res.*, vol. 6, no. 3, p. 033073, 2024. DOI: [10.1103/PhysRevResearch.6.033073](https://doi.org/10.1103/PhysRevResearch.6.033073).
- [35] K. Koshelev, Y. Tang, Z. Hu, I. I. Kravchenko, G. Li, and Y. Kivshar, "Resonant Chiral Effects in Nonlinear Dielectric Metasurfaces," *ACS Photonics*, vol. 10, no. 1, pp. 298–306, 2023. DOI: [10.1021/acsp Photonics.2c01926](https://doi.org/10.1021/acsp Photonics.2c01926).