

Many-Objective Neuroevolution for Testing Games

Patric Feldmeier
University of Passau
Germany

Katrin Schmelz
University of Passau
Germany

Gordon Fraser
University of Passau
Germany

Abstract—Games are designed to challenge human players, but this also makes it challenging to generate software tests for computer games automatically. Neural networks have therefore been proposed to serve as dynamic test cases trained to reach statements in the underlying code, similar to how static test cases consisting of event sequences would do in traditional software. The NEATEST approach combines search-based software testing principles with neuroevolution to generate such dynamic test cases. However, it may take long or even be impossible to evolve a network that can cover individual program statements, and since NEATEST is a single-objective algorithm, it will have to be sequentially invoked for a potentially large number of coverage goals. In this paper, we therefore propose to treat the neuroevolution of dynamic test cases as a many-objective search problem. By targeting all coverage goals at the same time, easy goals are covered quickly, and the search can focus on more challenging ones. We extend the state-of-the-art many-objective test generation algorithms MIO and MOSA as well as the state-of-the-art many-objective neuroevolution algorithm NEWS/D to generate dynamic test cases. Experiments on 20 SCRATCH games show that targeting several objectives simultaneously increases NEATEST’s average branch coverage from 75.88% to 81.33% while reducing the search time by 93.28%.

Index Terms—Neuroevolution, Many-Objective Search, Software Testing, Games

I. INTRODUCTION

A common approach in automated test generation is to create tests for individual coverage goals of the program under test, aiming to cover as many goals as possible overall. If the program under test is a game, this is challenging as many coverage goals will require meaningful gameplay to reach advanced program states. Even if a test generator would manage to find a sequence of user inputs that leads to such an advanced program state, the resulting sequence would likely be unsuitable as a test case due to games being inherently randomised, such that the same sequence of inputs might lead to a completely different state upon re-execution. Rather than aiming to generate *static* sequences of inputs, an alternative therefore lies in *dynamic* test cases in the form of neural networks that learn to master the game, thus enabling them to reliably reach advanced program states and coverage goals [1].

The NEATEST approach [1] combines search-based testing principles with neuroevolution in order to create such dynamic test cases automatically. NEATEST targets one coverage goal at a time and tries to optimise a neural network that reliably reaches that goal. Once the goal is reached or NEATEST has spent a pre-defined amount of the search budget trying to reach the current goal, it proceeds with optimising networks for the

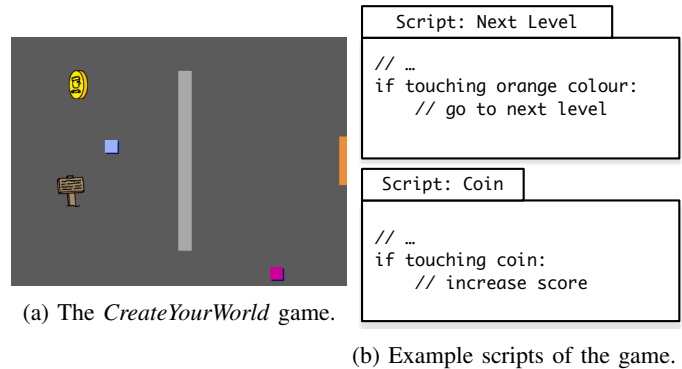


Fig. 1: The *CreateYourWorld* game with example code scripts.

next coverage goal not yet covered. This process continues until all objectives are covered or a stopping criterion is met.

Since NEATEST optimises only one coverage objective at a time, it may fail to focus the search towards promising objectives or get stuck trying to reach hard or even impossible-to-reach program states. Consider the simple *CreateYourWorld* game depicted in Fig. 1a, which is a maze game where the player (displayed as a blue square) has to reach the orange door on the right in order to proceed to the next level, as indicated by the code example in Fig. 1b. A fitness function for guiding the test generator to evaluating the corresponding if-condition to true might use the distance between the player and the door [1]. However, the fitness value is deceiving as the player cannot walk through the wall painted in grey [2], resulting in a lot of the allocated search budget spent on trying to cover this hard-to-reach branch. At the same time, easier objectives that are within reach are ignored. For example, the fitness for the branch that increases the score after touching the yellow coin would be based on the distance between the player and the coin, but even though the player may get close to the coin while the search algorithm is focusing on reaching the door, in the end the search does not benefit from this.

A possible approach to avoid such problems is by using *many-objective* search algorithms that try to create tests for *all* coverage goals simultaneously, such that no intermediate tests are lost, and neither the order of goals nor the time spent on each needs to be decided by the algorithm. However, neuroevolution differs from traditional search algorithms used for test generation: On the one hand, neuroevolution requires principles such as speciation to protect the evolution of sub-species, which is not used in traditional test generation and its

many-objective search algorithms. On the other hand, existing many-objective search algorithms use properties of static test cases such as their length to make decisions, thus requiring suitable alternatives when dealing with dynamic test cases, i.e., neural networks that do not have a traditional “length”. In order to overcome the challenges posed by these differences, we extend the NEATEST algorithm to a many-objective approach. We propose alternative criteria to replace the length property, and investigate three different search algorithms: The first two approaches combine NEATEST’s optimisation algorithm NEAT with MIO [3] and MOSA [4], which are the state-of-the-art many-objective test generation algorithms for traditional software systems. In addition, we adapt the state-of-the-art many-objective neuroevolution framework NEWS/D [5] to serve as a test generator for games.

In detail, the contributions of this paper are as follows:

- We extend the NEATEST neuroevolution-based test generator for games to a many-objective algorithm.
- We propose two new many-objective neuroevolution algorithms by combining NEAT with MIO and MOSA.
- We adapt the many-objective testing framework NEWS/D to serve as a test generator for games.
- We implement the proposed many-objective algorithms as extensions to the open-source NEATEST test generator.
- We empirically evaluate all proposed algorithms on a diverse set of 20 SCRATCH games.

Our empirical evaluation on 20 SCRATCH games demonstrates that casting the test generation problem to a many-objective optimisation task improves the overall coverage achieved and significantly decreases the required search time.

II. BACKGROUND

In this paper, we combine many-objective optimisation with NEATEST, a neuroevolution-based test generator for games.

A. Search-based Software Testing

Search-based Software Testing (SBST) is a technique that uses meta-heuristic optimisation search strategies, such as genetic algorithms, to automate software testing. There are various applications, such as prioritising test cases [6], minimising test suites [7] or generating test data [8]. In this paper, we aim for the latter by generating program inputs for the program under test. To achieve that, SBST guides the search algorithm by a problem-specific *fitness function* indicating the quality of a possible solution. If the optimisation problem is to maximise code coverage, the fitness function states how close an individual is to achieving full program coverage or reaching certain statements or branches. A common approach to determine the distance towards covering a branch or statement is to compute the sum of the *approach level* and the normalised *branch distance* [9], [10]. The approach level corresponds to the distance between the control node that guards a targeted statement or branch and the closest control node reached by a given test case. Branch distance is measured at the control location where a path through the program is taken that makes the execution of the coverage objective impossible and

calculates how far the predicate of the control location is from obtaining the opposite value, which paves the way towards reaching the objective. In traditional SBST approaches, the resulting test suites correspond to a static sequence of test inputs for a program under test. However, since it is difficult to evolve static sequences of inputs that reach deep program states in games, and since static sequences are unable to adapt to program randomisation that is common in games, recent work [1] has combined SBST principles with neuroevolution to automate the generation of tests for games.

B. Neuroevolution-based Test Generation

NEATEST is a test generator for games that tackles the many challenges of testing games automatically, including hard-to-reach program states and heavy program randomisation [1]. The test generator is embedded into the WHISKER [11] testing framework for SCRATCH programs and generates *dynamic* test suites consisting of neural networks. In order to handle non-determinism due to program randomisation, these networks dynamically generate inputs to the program under test, adapting to the current program state. Test suites are generated by optimising neural networks towards reaching selected coverage objectives like program statements or branches.

During the selection of an optimisation goal, NEATEST prioritises branches and statements that were close to being reached in past program executions. To this end, the game under test is modelled as an interprocedural *Control Dependence Graph* (CDG) [12], which defines a hierarchy of dependent program statements. Based on this CDG only coverage objectives are considered whose parents have been covered by previously generated tests. This approach allows the test generator to employ a *Curriculum Learning* [13] strategy such that sophisticated gameplay can be evolved based on previously learned gameplay strategies.

Once an optimisation goal is selected, NEATEST begins evolving neural networks using the neuroevolution algorithm NEAT until the target is covered or a pre-defined search budget for the targeted objective is exhausted. To ensure that generated tests are robust against program randomisation, a *robustness check* verifies that the generated test is able to reach the coverage objective repeatedly in a pre-defined number of randomised program executions; the robustness value is added to the fitness value. Once a test passes this check, the objective is deemed reliably covered and NEATEST continues with selecting the next coverage objective based on the CDG.

NEAT [14] employs evolutionary search strategies to co-evolve the weights and topology of a network towards a given goal based on a specified fitness function, which corresponds in NEATEST to a fitness function that computes the distance towards the targeted program state using the combination of approach level and branch distance described in Section II-A. Mutation introduces small perturbations to the network weights or modifies the network topology by adding neurons or connections to the network. Crossover forms a single child by combining the connections of two parent networks. To protect novel topology innovations from

selection pressure, NEAT splits its population into several species and restricts the selection of parents within species. Newly generated chromosomes are added to the species to which they exhibit the lowest *compatibility distance*, which measures the genotypic difference between two chromosomes.

In order to avoid the threat of deceiving fitness landscapes [15]–[17], NEATEST has been extended with a secondary fitness function that promotes *novel* solutions [2]. To this end, a novelty score is derived from the average distance of the k nearest states a given network has reached compared to an archive of observed states in the past. Since NEATEST iteratively selects one coverage objective after another and because NEAT is designed as a single-objective algorithm, the test generator focuses only on one coverage objective at a time, which may induce severe limitations.

C. Many-Objective Search-based Test Generation

Single-objective optimisation algorithms aim to find a single solution by maximising or minimising a certain criterion, the *objective*. However, some problems cannot be represented by a single objective and require optimising multiple conflicting objectives simultaneously, known as *multi-objective* optimisation problems. Optimising four or more objectives is termed *many-objective* optimisation [18]. When applying search to generate tests based on code coverage, each coverage objective can be interpreted as one such objective. Two popular many-objective algorithms in the SBST field are the *Many-Objective Sorting Algorithm* (MOSA) [3] and the *Many-Independent Objective algorithm* (MIO) [4]. Neuroevolution research is mostly concerned with single-objective optimisation but there exists a framework called *NeuroEvolution of Weights and Structures by Decomposition* (NEWS/D) [5] that attempts to optimise several objectives at once.

MOSA maximises branch coverage by treating each branch as a separate objective in a many-objective optimisation problem. The algorithm starts with a random population of test cases and maintains an archive of individuals that cover program branches. New individuals are added to the archive if they cover an uncovered branch, while a *secondary preference criterion*, favouring shorter tests, is used to replace existing ones for already covered branches. MOSA generates offspring by applying mutation and crossover to selected individuals and ranks them using *preference sorting*, starting with rank zero for individuals closest to covering uncovered branches. Remaining individuals are ranked using non-dominated sorting, as in NSGA-II [19]. Given a minimisation task, MOSA applies the *Pareto dominance* relation, which defines that individual x dominates ($x \prec y$) individual y if

$$\begin{aligned} \forall i \in \{1, \dots, m\} \quad & f_i(x) \leq f_i(y) \\ & \text{and} \\ \exists j \in \{1, \dots, m\} \quad & \text{such that } f_j(x) < f_j(y) \end{aligned}$$

with f_i representing the i -th objective function, indicating the quality of a solution, and m the number of objectives. The algorithm adds non-dominated fronts to the new population, starting with front \mathbb{F}_0 , until the population size limit

is reached. If the last front exceeds this limit, individuals are selected based on their *crowding distances*, with more diverse individuals chosen first to maintain diversity and avoid premature convergence. Finally, the archive is updated to store the shortest test for each covered branch.

MIO maintains an archive for each objective and either generates a random test case or samples a random test from an archive for mutation. After mutating the sampled test, a heuristic score $h_k \in [0, 1]$ is calculated for each objective, with 1 indicating a covered objective. In case $h_k = 1$, the test is added to the archive for that objective, replacing all existing individuals. Otherwise, if the archive has not reached its maximum size yet, the test is added. If the archive is full, the mutated test replaces the worst individual if it performs better according to h_k and the secondary preference criterion. To avoid sampling from unreachable objectives, MIO uses *Feedback-Directed Sampling* by assigning each archive a counter that increases whenever a test is sampled and is reset to zero whenever a resulting test improves the heuristic score for that objective. Sampling then prefers archives with lowest counters. Finally, the algorithm gradually decreases the random test generation probability and archive size while increasing mutations to focus more on exploitation over time.

NEWS/D proposes a neuroevolution framework for optimising multiple objectives simultaneously by dividing the population into k single-objective subproblems. The algorithm starts with a random population of minimal topologies and random weights, using a scalarised objective function to aggregate objectives. Each topology has a record tracking its structure, number of individuals within the topology, creation generation, and protected status. First, the *Score Assignment Procedure* assigns a score vector to each individual, consisting of the scalarised objective scores regarding every subproblem. Next, the *Elite Set Procedure* selects the best individuals for each subproblem, while the *Protected Set Procedure* safeguards novice topologies by adding them to a protected set of individuals to avoid premature elimination of novel topologies. In the following *Selected Procedure*, the elite and protected sets are combined and remaining population slots are filled by drawing random individuals based on their subproblem scores. Then, the *Reproduction Procedure* evolves the weights of selected individuals from the previous step and applies structural change if the number of topologies is below a threshold. Finally, the *Population Update Procedure* adds the best individuals of each subproblem to the next generation, retains protected individuals and updates the archive by adding non-dominated offspring based on Pareto dominance. This procedure repeats until a stopping condition is met.

III. EXTENDING NEATEST WITH MANY-OBJECTIVE SEARCH

In order to extend NEATEST to a many-objective optimisation algorithm, we adapted the three algorithms described in Section II-C to the challenges of generating tests for games and integrated them into the WHISKER testing framework [11].

However, in contrast to MIO and MOSA, which target all coverage objectives simultaneously, we apply the same target selection strategy as in NEATEST to facilitate *Curriculum Learning*. We retain NEAT’s network encoding and NEATEST’s fitness function, including the robustness check, to ensure that generated test suites are robust against program randomisation.

A. Secondary Criteria

MOSA and MIO represent their test cases as input sequences, where shorter sequences are preferable. Therefore, the algorithms use the length as a secondary criterion. In contrast, NEATEST optimises tests as neural networks, defined by a list of neuron and connection genes. As smaller networks do not necessarily provide any advantages over larger ones, we require different secondary criteria. We therefore propose three metrics, two based on the genetic encoding of the network and one on the behaviour of the phenotype:

- The first metric, derived from the genotype, counts the number of peers present in the species to which a given network belongs. Since the secondary fitness criterion is responsible for promoting diversity, we favour networks belonging to smaller species.
- The second metric uses the average *compatibility distance* between a given network and the remaining population. This similarity distance between two genotypes was introduced by NEAT [1] and measures how much two networks differ in structure. As bigger compatibility distances correspond to a greater dissimilarity between two chromosomes, we favour networks with larger compatibility distance averages.
- The third preference criterion is derived from the phenotype of a chromosome and rewards novel behaviours. To this end, we compute a *novelty score* similar to NEATEST by calculating the average distance to the k nearest program states reached by a given network compared to an archive of observed states. Since high novelty scores indicate distinct chromosome behaviour, we cast the novelty of a network to a maximisation goal.

B. MOSA-Neatest

We use MOSA as our basic framework and adopt the new secondary preference criteria favouring diversity (Section III-A). As the resulting test suite does not benefit from having more diverse networks, we only check if previously uncovered coverage objectives are newly covered during the archive update and, in contrast to the standard MOSA algorithm, do not evaluate the current population with respect to already covered objectives during these updates. Algorithm 1 shows the approach for MOSA-NEATEST. In order to create a new generation of chromosomes, we adopt the offspring generation procedure of MOSA but use the crossover and mutation operators of NEAT (line 6). During the selection of parents for crossover, we ensure that they originate from the same species. To obtain the species, we speciate the initial population in line 3 and the combined population in line 9 using the default speciation procedure of NEAT. If a given

Algorithm 1: MOSA-NEATEST

```

input : maximum population size  $P_{max}$ 
input : secondary preference criterion  $c_s$ 
output: dynamic test suite  $D$ 
1 function MOSA-NEATEST ( $P_{max}, c_s$ ):
2    $P \leftarrow$  generateRandomPopulation();
3    $P$ .speciate();
4    $D \leftarrow$  updateArchive( $P$ );
5   while stopping condition not reached do
6      $O \leftarrow$  generateOffspring( $P$ );
7      $D \leftarrow$  updateArchive( $O$ );
8      $C \leftarrow P \cup O$ ;
9      $C$ .speciate();
10     $\mathbb{F} \leftarrow$  preferenceSorting( $C, c_s$ );
11     $P_{next} = \emptyset$ ;
12    foreach front  $f \in \mathbb{F}$  do
13      if  $P_{next}.size + f.size < P_{max}$  then
14         $P_{next}.add(f)$ ;
15      else
16        // Front too large
17         $count \leftarrow P_{max} - P_{next}.size$ ;
18         $f.sort(c_s)$ ;
19         $f_{best} \leftarrow f[0 : count]$ ;
20         $P_{next}.add(f_{best})$ ;
21      end
22    end
23     $P \leftarrow P_{next}$ ;
24  end
25 return  $D$ 

```

species only contains one individual, we select the other parent randomly from the current generation. After creating a new offspring generation, MOSA-NEATEST updates the archive in line 7 but only considers uncovered coverage objectives that are close to being reached based on NEATEST’s target selection procedure, described in Section II-B. Next, we combine the parents and offspring and apply preference sorting based on one of the proposed criteria. Similar to the traditional MOSA algorithm, MOSA-NEATEST starts with the lowest rank and gradually adds non-dominated Pareto-fronts to the new generation in lines 12 to 21. To promote diversity, we do not sort the last front by the crowding distance but by our secondary preference criterion, as shown in line 17.

C. MIO-Neatest

Algorithm 2 depicts the workflow of MIO-NEATEST. We use *Feedback-Directed Sampling* but initially set the counters for all coverage objectives to ∞ to start with a random chromosome instead of sampling from the archives. When generating a random chromosome, we select a random uncovered objective among all objectives whose parent control location in the CDG have been covered (line 6) based on NEATEST’s target selection procedure, described in Section II-B and generate a network with minimal topology and randomised connection

Algorithm 2: MIO-NEATEST

```
input : control dependence graph  $CDG$ 
input : probability for random network generation  $P_r$ 
input : probability for structural mutation  $P_{st}$ 
input : mutation count  $m$ 
input : secondary preference criterion  $c_s$ 
input : maximum archive size  $A_m$ 
output: dynamic test suite  $D$ 
1 function MIO-NEATEST ( $CDG, P_r, P_{st}, m, c_s, A_m$ ):
2   initCounters ();
3   while stopping condition not reached do
4     generateNew  $\leftarrow$  checkGenerateNew( $P_r$ );
5     if generateNew then
6        $k \leftarrow$  getRandomObjective( $CDG$ );
7        $N \leftarrow$  generateRandomNetwork();
8     else
9        $k \leftarrow$  getLowestCounterObjective();
10       $N \leftarrow$  sampleArchive( $k$ );
11    end
12    foreach network  $n \in N$  do
13       $n_{best} \leftarrow n$ ;
14      struct  $\leftarrow$  True;
15      for  $i \leftarrow 1$  to  $m$  do
16        mutant  $\leftarrow \emptyset$ ;
17        if struct &  $P_{st} < \text{randDouble}()$  then
18          struct  $\leftarrow$  False;
19          mutant  $\leftarrow$  mutateStructure( $n$ );
20           $n_{best} \leftarrow$  mutant;
21        else
22          mutant  $\leftarrow$  mutateWeights( $n_{best}$ );
23           $n_{best} \leftarrow$  getBest(mutant,  $n_{best}$ );
24        end
25         $D \leftarrow$  updateArchive(mutant,  $c_s, A_m$ );
26        if !generateNew & isCovered( $k$ ) then
27          break network loop;
28        end
29      end
30    end
31    if focus phase not reached then
32      updateParameters();
33    end
34  end
35  return  $D$ 
36 end
```

weights similar to NEATEST (line 7). In case we sample from one of the archives, as in line 10, we draw one individual per species from an archive population to promote diversity. Like NEATEST, we assign every novel chromosome to a species by considering all individuals stored in the archives of uncovered goals during the speciation process. In line 9, we set the objective from which we sampled as our target statement, which is later used to determine whether a mutated chromosome should be mutated further. If several individuals are sampled, we apply the following steps to each of them.

We mutate the generated or sampled individual n up to m times using the corresponding operator of NEAT, with $m \geq 1$ representing a user-defined parameter. Depending on the probability P_{st} , these mutations consist of one structural mutation (lines 18 to 20) and up to $(m - 1)$ weight mutations, or a maximum of m weight mutations (lines 22 to 23). The probability P_{st} is decreased over time alongside all other dynamic MIO parameters, such that with increasing search progress, more focus is put on optimising network weights of established topologies. Within the mutation process, we always generate one mutant of n and execute the archive update in line 25 with the evolved mutant to verify whether the generated mutant reaches one of the targeted coverage objectives. If the mutant is considered better than n based on the distance towards covering the target statement, we select the mutant as a starting point for the next mutation. However, if the mutation was structural, we always take the mutant as the next starting point to promote novel topologies. In case a given mutant is sampled and manages to cover its target statement, we stop creating further mutations even if we have not yet executed m mutations. If n corresponds to a newly generated chromosome, we always mutate m times as the novel network is likely to be also beneficial for other coverage objectives.

During the archive update, described in Algorithm 3, we adapt the procedure introduced by MIO but only consider uncovered reachable objectives (line 3) and use the distance to the targeted program statement as a heuristic score (line 5). To enable speciation in MIO-NEATEST, we generate a global population P consisting of all networks scattered across the archives and update the global population whenever changes are made to an archive (lines 9 and 14). This allows us to assign n to a global species (line 6). In case n has the same fitness value as the worst performing chromosome w of an archive, the secondary criterion decides whether w should be replaced by n (line 12). If a network covers an objective, we set the sampling counters of its direct children as derived from the CDG to zero to allow the algorithm to start sampling from the archives of these objectives (line 18). Furthermore, to facilitate *Curriculum Learning*, we add the set of all networks that covered an objective within the last round of m mutations to the archives of the new coverage objectives.

D. NEWS/D-Neatest

Unlike MIO and MOSA, NEWS/D already represents a neuroevolution algorithm that evolves chromosomes in the form of networks using mutation and crossover operators introduced by NEAT. Hence, we can directly adapt the proposed processes of the NEWS/D framework [5] without having to modify the underlying algorithm.

In the *Sub-problem Generation Procedure*, we create a sub-problem for each currently uncovered coverage objective whose parent control location has been covered based on the target selection procedure of NEATEST (Section II-B). As we determine the fitness values for each objective when evaluating a network, the evaluation of a network serves as our *Score Assignment Procedure*. If an individual covers a new objective,

Algorithm 3: MIO-NEATEST archive update

```
input : network to add  $n$ 
input : secondary preference criterion  $c_s$ 
input : maximum archive size  $A_m$ 
1 function updateArchive( $n, c_s, A_m$ ):
2    $K \leftarrow$  getUncoveredReachableObjectives();
3   foreach objective  $k \in K$  do
4      $A_k \leftarrow$  getArchiveForObjective( $k$ );
5      $h_k \leftarrow$  getFitness( $n, k$ );
6      $P$ .speciate( $n$ );
7     if  $h_k == 1 \parallel A_k.size < A_m$  then
8        $A_k.add(n)$ ;
9        $P.addIfNotExists(n)$ ;
10    else
11       $w \leftarrow$  getWorstNetwork( $A_k$ );
12      if isBetterThanWorst( $n, w, c_s$ ) then
13         $A_k.replace(w, n)$ ;
14         $P.replaceIfNotExists(w, n)$ ;
15      end
16    end
17  end
18  updateCounters();
19 end
```

we add a copy of the network to our archive that represents the test suite. The *Elite Set Procedure*, *Protected Set Procedure*, and *Selection Procedure* can be adopted directly from NEWS/D, as described in Section III-D; for the protected set we consider a topology novice if the number of generations since its creation has not exceeded a pre-defined number.

Once a set of chromosomes has been selected, we continue applying the *Reproduction Procedure* to each of its members. To this end, we perform the NEAT crossover operator by randomly selecting the second parent from the population since NEWS/D does not use speciation. If the maximum number of evolving topologies is exceeded, we restrict the reproduction operators to only perform weight mutations. Otherwise, if the maximum number of topologies has not been reached yet, we also apply structural mutation. To ensure that every individual produces at least one offspring, crossover is applied if the individual was not mutated. Once all children have evolved, we update the topology records with the resulting offspring networks. Finally, we evaluate all offspring networks such that they can be compared in the following score assignment procedure. Whenever a network covers an uncovered objective, we store a copy of it in the archive of generated test cases.

As a last step, we execute the *Population Update Procedure*, putting all individuals of the protected set into the new generation. Then, we combine the parent networks and the offspring obtained from the *Reproduction Procedure* and apply elitism. To this end, we fill the generation with the n best-performing individuals of every subproblem measured by the objective fitness function, where $n = \left\lfloor \frac{populationSize}{\#subproblems} \right\rfloor$. If the new generation has not reached its maximum size yet, we

draw a random subproblem for every free spot and add the best individual for that problem of the remaining combined population to the new generation. In contrast to NEWS/D, we do not add non-dominated individuals to the archive as our Score Assignment Procedure already updates the archive with individuals covering an uncovered objective.

IV. EVALUATION

We evaluate whether many-objective search strategies can be used to improve automated test generation for games by investigating the following two research questions:

- **RQ1 (Secondary):** Which secondary fitness criterion is best suited for neuroevolution-based test generation?
- **RQ2 (Performance):** Does neuroevolution-based test generation benefit from many-objective search strategies?

The proposed many-objective test generation algorithms are implemented as an extension to the NEATEST algorithm and part of the open-source testing framework WHISKER [11]. The experiment dataset, parameter configurations, raw results of the experiments, and scripts for reproducing the results are publicly available on Figshare:

<https://doi.org/10.6084/m9.figshare.27135444>

A. Dataset

Our dataset for evaluating the proposed many-objective test generation algorithms is based on the 25 SCRATCH games that were used in previous work to evaluate the NEATEST algorithm [1]. Since we aim to investigate whether we can improve the test generator NEATEST, we removed games which are too easy for the algorithm to make a difference. In particular, we excluded games for which NEATEST is able to optimise test suites that reach 100% coverage within a search duration of one hour. This filtering approach led to the removal of the following six games: *BirdShooter*, *BrainGame*, *CatchingApples*, *CatchTheGifts*, *LineUp* and *Pong*. Moreover, we removed the game *RioShootout* since achieving high block coverage for this game is purely based on chance rather than sophisticated gameplay. We also added the two games *CreateYourWorld* and *PokeClicker* to the dataset as they were previously used to evaluate the effectiveness of promoting novel network behaviour in NEATEST [2].

This results in a diverse dataset of 20 SCRATCH games with each one of them requiring the test generator to master unique gameplay challenges. As can be seen in Table I, the games also differ in terms of complexity regarding the number of statements and branches to be covered, which range from 37 statements and 11 branches up to 908 and 378 coverage objectives scattered across two and 21 game actors, respectively. Please note that SCRATCH is a domain-specific language that aims to facilitate the creation of games with a few blocks. Hence, sophisticated games with challenging gameplay can already be realised with a low number of blocks.

TABLE I: Games used for the evaluation.

| Project | # Sprites | # Statements | # Branches | Project | # Sprites | # Statements | # Branches |
|-----------------|-----------|--------------|------------|---------------|-----------|--------------|------------|
| CatchTheDots | 4 | 82 | 35 | FlappyParrot | 2 | 37 | 11 |
| CityDefender | 10 | 97 | 37 | Frogger | 8 | 104 | 40 |
| CreateYourWorld | 12 | 165 | 91 | FruitCatching | 3 | 55 | 28 |
| DessertRally | 10 | 213 | 104 | HackAttack | 6 | 93 | 38 |
| Zauberlehrlinge | 4 | 87 | 31 | OceanCleanup | 11 | 156 | 62 |
| Dodgeball | 4 | 78 | 43 | PokeClicker | 21 | 908 | 378 |
| Dragons | 6 | 377 | 188 | Snake | 3 | 60 | 14 |
| EndlessRunner | 8 | 163 | 50 | SnowballFight | 3 | 39 | 23 |
| FallingStars | 4 | 91 | 44 | SpaceOdyssey | 4 | 116 | 57 |
| FinalFight | 13 | 286 | 130 | WhackAMole | 10 | 391 | 148 |

B. Methodology

All experiments were conducted on a dedicated computing cluster consisting of 17 AMD EPYC 7433P CPU nodes running on 2.85GHz. To speed up test executions, we made use of the program acceleration feature offered by WHISKER [11]. This allows us to update the SCRATCH program as fast as the underlying machine can compute program state updates in reaction to program inputs received without changing the underlying program behaviour. During fitness evaluation, networks were allowed to play every game for a fixed duration of ten seconds or until the program stopped, e.g., due to losing.

Since a major goal of casting NEATEST to a many-objective optimisation algorithm is to increase its efficiency, we set the global search budget for all algorithms to two hours, which corresponds to a significantly lower search budget compared to previous experiments [1], [2], [20]. In each experiment, every algorithm was tasked with optimising branch coverage. To ensure that the algorithms generate reliable test cases that are robust against program randomisation, as discussed in Section II-B, a branch is only deemed covered if a generated test case manages to reach the same branch in ten randomised program executions. We account for randomisation inherent to games and search-based algorithms by repeating each experiment 30 times and determine statistical significance based on the *Mann-Whitney-U* test using $\alpha = 0.05$ [21].

Parameter Tuning: All proposed algorithms are based on a set of hyperparameters that influence the performance of the respective algorithm. To find suitable hyperparameters, we adopted values that have shown to work well and conducted several tuning experiments for each algorithm. Except for the population size, which we experimentally defined to a value of 50, we adopted the parameter of MOSA-NEATEST from previous work [11]. For MIO-NEATEST we adopted most parameters from related work on testing SCRATCH programs and experimentally derived a maximum archive size of 20, the avoidance of the focus phase with $F = 1$, and a probability of 50% for the introduced P_{st} probability. Finally, for the NEWS/D algorithm, we reuse suggested parameters from previous work [5] and set the population size and the number of generations an individual is considered novel to 50 and 3, respectively, based on experimentation.

RQ1 (Secondary): In previous work, the secondary preference criterion of the MIO and MOSA algorithms compares the test size of two chromosomes [3]. However, this metric is not applicable to our test cases as they correspond to evolved neural networks for which there is no reason to prefer smaller ones. Hence, this research question investigates alternatives to the traditional test size criterion. To this end, we compare using (1) the compatibility distance, (2) the species size, and (3) the novelty score as a secondary criterion. As explained in Section II-B, the novelty score is computed based on the reached program states’ similarity of the k -nearest neighbours. We set the number of considered neighbours to $k = 15$ and the probability of adding new behaviours to the archive to 10% since these values have shown to work well in previous work [2]. RQ1 is answered by comparing the branch and statement coverage achieved by MIO-NEATEST and MOSA-NEATEST when using the compatibility distance (*Compat*), the species size (*Species*) or the novelty score (*Novelty*) as a preference criterion. Moreover, we count how often each configuration is able to cover a statement block that corresponds to winning a game. Similar to previous work, these statements were determined through manual analysis [1].

RQ2 (Performance): After determining the best secondary preference criterion for each algorithm, we continue in RQ2 with comparing the best configurations of RQ1 and the NEWS/D-NEATEST algorithm against the iterative NEATEST algorithm, which serves as a baseline. Since the overall search duration in our experiments is lower than in prior work, we reduced the population size of NEATEST to 150 in order to ensure a good trade-off between exploration and exploitation within the two-hour search budget. In line with previous research, NEATEST changes the currently selected optimisation target after ten generations without fitness improvements. All remaining hyperparameters were set according to previous work [1]. RQ2 is answered by comparing the statement and branch coverage achieved by each algorithm as well as the corresponding *Vargha & Delaney* effect sizes [22] and by evaluating how often the algorithms learned to master games by counting the reached winning states.

C. Threats to Validity

External Validity: Although our dataset of 20 SCRATCH programs offers a wide range of gameplay challenges, we cannot guarantee that the results generalise.

Internal Validity: The large degree of randomisation inherent to games and the evaluated algorithms will lead to varying results each time the experiments are repeated. Thus, we ensure robust results by repeating every experiment 30 times.

Construct Validity: Both RQs evaluate the analysed algorithms based on the achieved block and branch coverage. These metrics are similar to statement and branch coverage in mature programming languages. However, since SCRATCH allows the creation of sophisticated games with relatively few statement blocks, already small changes in coverage have a significant impact on the set of tested program states.

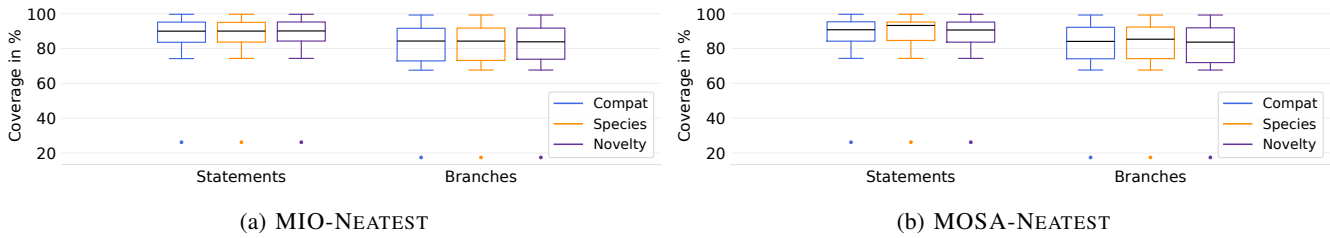


Fig. 2: Achieved coverages over all projects when varying the secondary fitness criteria.

D. RQ1 (Secondary): Which secondary fitness criterion is best suited for neuroevolution-based test generation?

Our first research question investigates which secondary preference criterion is best suited for comparing test cases in the form of neural networks. To this end, we experimented with three different criteria, including the average compatibility distance (*Compat*), the species size (*Species*) and a novelty score (*Novelty*). Fig. 2 gives an overview of the average branch and statement coverage achieved across all 20 SCRATCH games of the experiment dataset.

For MIO-NEATEST, we can see in Fig. 2a that there are only minor differences in the achieved coverage values, ranging from a median of 83.86% branch coverage to 84.30%. This observation is supported by the average number of reached winning states as they differ only slightly across all three algorithm configurations, with *Compat*, *Novelty* and *Species* winning games on average 9.70, 10.25 and 10.05 times. We explain the small impact on the secondary preference criterion for MIO-NEATEST due to the criterion being only used for determining whether a given chromosome should replace the worst-performing chromosome if both were assigned the same objective fitness value. However, all games are randomised, and many fitness values in our game testing scenario correspond to distances between actors of a game measured at pixel resolution. Hence, two individuals rarely achieve the exact same fitness value, leading to the secondary preference criterion being scarcely used as a selection criterion.

While changes to the secondary preference criterion have only a small impact on MIO-NEATEST, we observe a much higher impact in Fig. 2b for MOSA-NEATEST. Using the species size as a secondary criterion, MOSA-NEATEST achieves a median statement coverage of 93.24% and branch coverage of 85.35%. Compared to the other two configurations, this corresponds to an increase of 2.6 and 1.69 percentage points in statement and branch coverage, respectively. The advantage in statement coverage of the *Species* configuration is also reflected in the average number of reached winning states since this configuration manages to master games an average of 12.15 times, while the *Compat* and *Novelty* configurations win games only an average of 11.85 and 10.75 times. We explain the higher impact of the secondary preference criterion for MOSA-NEATEST compared to MIO-NEATEST due to its use in forming the final *Pareto* front in the MOSA algorithm. Thus, the secondary criterion is an important factor in deciding which individuals are allowed to reproduce.

Statistically significant differences in statement coverage can be observed for the *FruitCatching* game, with the *Species* configuration achieving 85.24% coverage compared to 80.00% and 80.48% when employing the compatibility distance or the novelty score, respectively. In terms of branch coverage, we identify a statistically significant advantage of using the species size as a secondary criterion for *Frogger* and *FruitCatching*. In these games, the *Species* configuration improves the achieved coverage by 0.5 and 5.24 percentage points compared to the *Novelty* or *Compat* configuration. No statistically significant results were observed in the remaining 17 games.

RQ1 reveals that while MIO-NEATEST is hardly impacted by a change in the secondary preference criterion, greater differences may be observed for the MOSA extension of NEATEST. The good results of promoting small species sizes as a secondary criterion indicate that MOSA-NEATEST benefits from maintaining a species distribution, although the traditional MOSA algorithm does not split its population into species. These results raise the question of whether the traditional MOSA algorithm may also benefit from maintaining a species distribution to use the size of species as a secondary preference criterion. Since the results demonstrate that MIO-NEATEST and MOSA-NEATEST benefit the most from using the novelty score, or respectively, the species size as a secondary fitness criterion, we proceed with these configurations in RQ2 to determine their performance compared to NEATEST.

RQ1 (Secondary): While the secondary preference criterion has hardly an impact on MIO-NEATEST, MOSA-based NEATEST benefits the most from using the species size as a preference criterion.

E. RQ2 (Performance): Does neuroevolution-based test generation benefit from many-objective search strategies?

After identifying the best secondary preference criteria for MIO-NEATEST and MOSA-NEATEST, we continue in RQ2 with evaluating the performance of the proposed many-objective test generators against the NEATEST baseline. In the following, we will refer to MIO-NEATEST as MIO, MOSA-NEATEST as MOSA, and NEWS/D-NEATEST as NEWS/D.

Table II shows that among the many-objective algorithms, MOSA reaches the highest average branch coverage value of 81.33% compared to 80.62% (MIO) and 80.96% (NEWS/D).

TABLE II: Average branch coverage achieved (respective \hat{A}_{12} effect size) and reached winning states of NEATEST and the proposed test generators out of 30 experiment repetitions. Values in bold represent statistically significant results with $p < 0.05$.

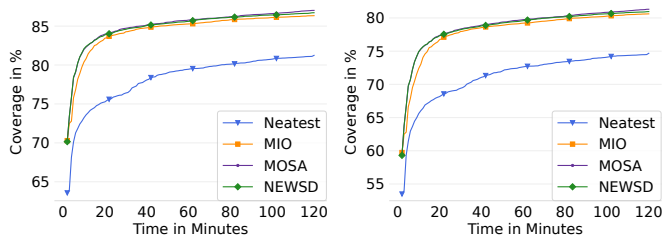
| Project | Branch Coverage | | | | Wins | | | |
|-----------------|-----------------|-----------------------|-----------------------|-----------------------|---------|-------|-------|--------|
| | NEATEST | MIO | MOSA | NEWS/D | NEATEST | MIO | MOSA | NEWS/D |
| CatchTheDots | 89.71 | 87.90 (0.27) | 87.33 (0.25) | 88.00 (0.33) | 20 | 7 | 8 | 10 |
| CityDefender | 54.95 | 67.66 (0.65) | 67.66 (0.65) | 67.57 (0.63) | 0 | 0 | 0 | 0 |
| CreateYourWorld | 56.74 | 71.36 (0.88) | 71.65 (0.88) | 71.58 (0.89) | 3 | 3 | 3 | 3 |
| DessertRally | 95.64 | 96.15 (0.62) | 96.15 (0.62) | 96.15 (0.62) | 0 | 0 | 0 | 0 |
| Zauberlehrlinge | 47.31 | 70.54 (0.70) | 70.75 (0.70) | 70.65 (0.71) | 12 | 17 | 19 | 20 |
| Dodgeball | 87.83 | 92.71 (0.67) | 92.64 (0.66) | 92.95 (0.70) | 0 | 0 | 0 | 0 |
| Dragons | 84.17 | 81.79 (0.27) | 82.18 (0.32) | 83.01 (0.38) | 28 | 28 | 29 | 29 |
| EndlessRunner | 71.80 | 72.20 (0.54) | 70.13 (0.44) | 70.60 (0.47) | 30 | 30 | 30 | 30 |
| FallingStars | 52.73 | 94.02 (0.79) | 94.39 (0.82) | 94.55 (0.84) | 16 | 30 | 30 | 30 |
| FinalFight | 98.23 | 99.23 (0.72) | 99.23 (0.72) | 99.23 (0.72) | 30 | 30 | 30 | 30 |
| FlappyParrot | 84.85 | 84.24 (0.47) | 85.45 (0.51) | 82.42 (0.42) | 6 | 4 | 6 | 1 |
| Frogger | 88.67 | 90.00 (0.65) | 90.50 (0.70) | 90.17 (0.67) | 2 | 0 | 5 | 2 |
| FruitCatching | 85.12 | 75.36 (0.24) | 85.24 (0.49) | 77.86 (0.32) | 11 | 2 | 10 | 1 |
| HackAttack | 98.77 | 97.46 (0.25) | 98.25 (0.40) | 97.54 (0.27) | 16 | 1 | 10 | 2 |
| OceanCleanup | 74.25 | 74.41 (0.44) | 75.05 (0.45) | 75.91 (0.54) | 17 | 12 | 17 | 19 |
| PokeClicker | 17.46 | 17.46 (0.50) | 17.47 (0.52) | 17.46 (0.50) | 0 | 0 | 0 | 0 |
| Snake | 78.57 | 78.57 (0.50) | 78.57 (0.50) | 78.57 (0.50) | 0 | 0 | 0 | 0 |
| SnowballFight | 84.93 | 86.52 (0.60) | 87.54 (0.65) | 87.83 (0.67) | 8 | 14 | 17 | 18 |
| SpaceOdyssey | 92.98 | 91.40 (0.38) | 92.22 (0.45) | 91.75 (0.41) | 0 | 0 | 0 | 0 |
| WhackAMole | 72.79 | 83.47 (0.95) | 84.21 (0.96) | 85.43 (0.98) | 9 | 27 | 29 | 28 |
| Mean | 75.88 | 80.62 (0.55) | 81.33 (0.58) | 80.96 (0.58) | 10.40 | 10.25 | 12.15 | 11.15 |

This advantage is a consequence of MOSA’s ability to reach the most winning states with an average of 12.15 compared to 10.25 (MIO) and 11.15 (NEWS/D) won games. The biggest differences in the reached winning states can be observed for the games *Frogger*, *FruitCatching*, and *HackAttack*. Since all three games have in common that most branches are covered fairly easily and the remaining branches depend on mastering the game, we conclude that MOSA is best suited to focus the search on winning games. We hypothesise that this effect results from MOSA being able to focus most of the population on a few branches that correlate with winning the game while protecting novel innovations through speciation, which is incorporated via the secondary preference criterion.

All proposed many-objective algorithms reach significantly more branches than the NEATEST baseline. While NEATEST reaches an average branch coverage of 75.88%, the many-objective algorithms improve the achieved coverage by 4.74 (MIO), 5.45 (MOSA) and 5.12 (NEWS/D) percentage points. However, the baseline performs significantly better than all many-objective algorithms for *CatchTheDots*. This game contains many branches that can be reached accidentally but are much harder to reach consistently as they require sophisticated gameplay. Since the many-objective algorithms aim to cover all these branches simultaneously, they tend to execute robustness checks involving 10 program executions whenever one of these branches is covered accidentally. Even though the robustness check is done only once regardless of how many goals are checked, repeated robustness check executions are costly, as seen in the number of fitness evaluations performed by each algorithm. While NEATEST evaluates

on average, 1373.10 networks within two hours of search time, the many-objective algorithms evaluate less than half as many, with averages of 669.67 (MIO), 585.30 (MOSA) and 697.63 (NEWS/D) networks evaluations. A similar issue can be observed for *Dragons*, where all many-objective algorithms, except NEWS/D, perform significantly worse than NEATEST. In the *FruitCatching*, *HackAttack* and *SpaceOdyssey* games, most, if not all, branches are dependent on winning the game, which benefits the single-objective algorithm as it is able to put more resources into covering these goals.

Although all proposed many-objective algorithms perform worse in the *CatchTheDots* game, they manage to achieve a statistically significant improvement of the achieved branch coverage in 9 (MIO) or 10 (MOSA & NEWS/D) games of all 20 dataset programs. We attribute this significant advantage to two major reasons: The many-objective algorithms effectively optimise tests for several branches simultaneously and avoid getting stuck trying to cover hard or even impossible-to-reach coverage objectives. We can observe this effect in the *CreateYourWorld* game shown in Fig. 1a, for which NEATEST does not cover a single branch in 3/30 experiment repetitions within two hours due to getting stuck at optimising towards an impossible-to-reach coverage objective. In contrast, the many-objective algorithms spread their resources on several branches simultaneously, which avoids getting stuck and helps reach easier objectives such as touching the coin, leading to a significant effect size of at least 0.88. However, not focusing on hard-to-reach branches does not imply that these branches do not get covered eventually, as all algorithms are able to reach the next level in *CreateYourWorld* three times.



(a) Statement coverage.

(b) Branch coverage

Fig. 3: Average program coverage achieved over time.

Comparing the average program coverage achieved over time across all projects of the dataset in Fig. 3 reveals that the many-objective algorithms reach significantly more branch and statement coverage than the baseline at each stage of the search. MIO, MOSA, and NEWS/D reach the same average branch coverage that NEATEST achieves after two hours already after 12 (MIO) and 8 (MOSA & NEWS/D) minutes, which corresponds to a significant speedup of 89.92% and 93.28%. In light of this tremendous speedup, we want to emphasise that whenever NEATEST covers a statement or branch, it checks if the optimised network also covers other objectives that depend on the covered goal. Hence, this speedup is indeed the effect of *optimising* towards several coverage goals at once and not due to NEATEST aiming to generate a separate test for every coverage objective.

The results of RQ2 demonstrate that the neuroevolution-based generation of tests for games benefits from casting the test generation problem to a many objective optimisation goal. While MOSA achieves the best results, all proposed many-objective algorithms demonstrate clear improvements over the single objective NEATEST baseline. Due to the good performance of MOSA, especially if games have to be mastered to make progress, the proposed combination of neuroevolution and MOSA may also be beneficial for other problem scenarios that are unrelated to generating tests for games.

RQ2 (Performance): All many-objective algorithms significantly improve over the iterative baseline and reduce the required search time by at least 89.92%.

V. RELATED WORK

Challenges such as randomisation and retrospective changes, as well as the high costs and time required to write individual tests for each game, limit the amount of automation when testing computer games [23], [24]. Several approaches have been introduced to address some of these issues, such as using reinforcement learning [25]–[29] to train smart agents that generate inputs to the game under test. While all these approaches are similar to the NEATEST testing framework in the regard that they evolve agents to generate test inputs, only NEATEST optimises towards reaching specific coverage objectives, such as program statements or branches.

To the best of the authors’ knowledge, NEATEST is the only test generator that aims to cover targeted coverage objectives by optimising test cases in the form of neural networks using neuroevolution [1]. While previous work has explored extending NEATEST with novelty search [2] or with gradient-descent-based backpropagation using traces of human gameplay as a training dataset [20], the test generator has never been cast to a many-objective algorithm before. However, neuroevolution has already been used in context with games before in order to simulate NPC behaviour [30], master games [31], create game content [32] or react to user behaviour [33].

The neuroevolution-based algorithm NEAT has already been combined with multi- and many-objective optimisation, in contrast to its descendant NEATEST. However, this combination was not applied for testing purposes but for other tasks, including creating NPC behaviour [34] or constructing controllers for autonomous vehicles [35], [36].

VI. CONCLUSIONS

Generating tests for games is a daunting challenge due to hard-to-reach program states and heavy program randomisation. The neuroevolution-based test generator NEATEST tackles these challenges by evolving neural networks that serve as test cases for games. Since NEATEST targets one coverage objective after another, its efficiency is reduced because it wastes valuable search time trying to cover unreachable coverage objectives, redundantly evolving similar network structures, and potentially missing individuals relevant for one objective while searching for another. Thus, we combine the single-objective NEATEST test generation algorithm with many-objective search algorithms and propose three variations of NEATEST that target several coverage objectives simultaneously, based on the test generation algorithms MIO and MOSA, as well as the many-objective neuroevolution framework NEWS/D. Our empirical evaluation on 20 SCRATCH programs demonstrates that extending NEATEST to a many-objective test generator increases the average branch coverage achieved while significantly reducing the required search time.

Since our empirical evaluation has shown that the MOSA-based test generator benefits the most from using speciation as a preference criterion, future work may investigate whether the traditional MOSA algorithm could also benefit from splitting its population into several species. Although our implementation as part of the WHISKER framework targets SCRATCH programs, the algorithms could easily be implemented for other testing domains, such as testing mobile apps or reactive systems. In fact, the algorithms could even serve as a basis for novel many-objective neuroevolution algorithms in other problem scenarios unrelated to software testing.

A central issue in applying neuroevolution to testing games lies in the high costs of fitness evaluations, particularly caused by excessive robustness checks. We expect that surrogate models could help reduce these costs in the future. Finally, in this paper we focused on the problem of test input generation, but dynamic test suites have also shown promise as test oracles [1], meriting further research.

REFERENCES

- [1] P. Feldmeier and G. Fraser, "Neuroevolution-based generation of tests and oracles for games," in *Proceedings of the International Conference on Automated Software Engineering (ASE'22)*. ACM, 2022, pp. 1–13.
- [2] —, "Combining neuroevolution with the search for novelty to improve the generation of test inputs for games," in *Proceedings of the 1st ACM International Workshop on Foundations of Applied Software Engineering for Games*, ser. FaSE4Games '24, vol. 483. ACM, jul 2024, pp. 14–19.
- [3] A. Arcuri, "Many independent objective (mio) algorithm for test suite generation," in *Search Based Software Engineering*, T. Menzies and J. Petke, Eds. Cham: Springer International Publishing, 2017, pp. 3–17.
- [4] A. Panichella, F. M. Kifetew, and P. Tonella, "Reformulating branch coverage as a many-objective optimization problem," in *2015 IEEE 8th International Conference on Software Testing, Verification and Validation (ICST)*, 2015, pp. 1–10.
- [5] A. Salih and A. Moshaiov, "Modified decomposition framework and algorithm for many-objective topology and weight evolution of neural networks," in *2021 IEEE Congress on Evolutionary Computation (CEC)*. IEEE Press, 2021, pp. 1478—1485.
- [6] Z. Li, M. Harman, and R. M. Hierons, "Search algorithms for regression test case prioritization," *IEEE Transactions on Software Engineering*, vol. 33, no. 4, pp. 225–237, 2007.
- [7] A. S. Habib, S. U. R. Khan, and E. A. Felix, "A systematic review on search-based test suite reduction: State-of-the-art, taxonomy, and future directions," *IET Software*, vol. 17, no. 2, pp. 93–136, 2023.
- [8] P. McMinn, "Search-based software test data generation: a survey," *Software Testing, Verification and Reliability*, vol. 14, no. 2, pp. 105–156, 2004.
- [9] J. Wegener, A. Baresel, and H. Sthamer, "Evolutionary test environment for automatic structural testing," *Information and Software Technology*, vol. 43, no. 14, pp. 841–854, 2001.
- [10] A. Arcuri, "It does matter how you normalise the branch distance in search based software testing," in *2010 Third International Conference on Software Testing, Verification and Validation*, 2010, pp. 205–214.
- [11] A. Deiner, P. Feldmeier, G. Fraser, S. Schweikl, and W. Wang, "Automated test generation for scratch programs," *Empirical Software Engineering*, vol. 28, no. 3, p. 79, 2023.
- [12] R. Cytron, J. Ferrante, B. K. Rosen, M. N. Wegman, and F. K. Zadeck, "Efficiently computing static single assignment form and the control dependence graph," *ACM Transactions on Programming Languages and Systems*, vol. 13, no. 4, pp. 451–490, Oct. 1991.
- [13] Y. Bengio, J. Louradour, R. Collobert, and J. Weston, "Curriculum learning," in *Proceedings of the 26th Annual International Conference on Machine Learning*, ser. ICML '09. ACM, Jun. 2009.
- [14] K. O. Stanley and R. Miikkulainen, "Evolving neural networks through augmenting topologies," *Evolutionary Computation*, vol. 10, no. 2, pp. 99–127, 2002.
- [15] S. Christensen and F. Oppacher, "Solving the artificial ant on the santa fe trail problem in 20,696 fitness evaluations," in *Proceedings of the Annual Conference on Genetic and Evolutionary Computation (GECCO'07)*. ACM, 2007, pp. 1574–1579.
- [16] W. B. Langdon and R. Poli, "Why ants are hard," in *Proceedings of the Annual Conference on Genetic Programming*. IEEE, 1998, pp. 193–201.
- [17] J. Lehman, K. O. Stanley *et al.*, "Exploiting open-endedness to solve problems through the search for novelty," in *Proceedings of the International Conference on the Synthesis and Simulation of Living Systems (ALIFE'08)*. MIT Press, 2008, pp. 329–336.
- [18] S. Chand and M. Wagner, "Evolutionary many-objective optimization: A quick-start guide," *Surveys in Operations Research and Management Science*, vol. 20, no. 2, pp. 35–42, 2015.
- [19] K. Deb, A. Pratap, S. Agarwal, and T. Meyarivan, "A fast and elitist multiobjective genetic algorithm: Nsga-ii," *IEEE Transactions on Evolutionary Computation*, vol. 6, no. 2, pp. 182–197, 2002.
- [20] P. Feldmeier and G. Fraser, "Learning by viewing: Generating test inputs for games by integrating human gameplay traces in neuroevolution," in *Proceedings of the Genetic and Evolutionary Computation Conference*, ser. GECCO '23. Association for Computing Machinery, 7 2023, p. 1508–1517.
- [21] H. B. Mann and D. R. Whitney, "On a test of whether one of two random variables is stochastically larger than the other," *The Annals of Mathematical Statistics*, vol. 18, no. 1, pp. 50–60, Mar. 1947.
- [22] A. Vargha and H. D. Delaney, "A critique and improvement of the cl common language effect size statistics of mcgraw and wong," *Journal of Educational and Behavioral Statistics*, vol. 25, no. 2, pp. 101–132, Jun. 2000.
- [23] C. Politowski, F. Petrillo, and Y.-G. Gueheneuc, "A survey of video game testing," in *2021 IEEE/ACM International Conference on Automation of Software Test (AST)*. IEEE, May 2021, pp. 90–99.
- [24] E. Murphy-Hill, T. Zimmermann, and N. Nagappan, "Cowboys, ankle sprains, and keepers of quality: how is video game development different from software development?" in *Proceedings of the 36th International Conference on Software Engineering*, ser. ICSE 2014. New York, NY, USA: Association for Computing Machinery, 2014, p. 1–11.
- [25] J. Bergdahl, C. Gordillo, K. Tollmar, and L. Gisslén, "Augmenting automated game testing with deep reinforcement learning," in *2020 IEEE Conference on Games (CoG)*, 2020, pp. 600–603.
- [26] R. Tufano, S. Scalabrino, L. Pascarella, E. Aghajani, R. Oliveto, and G. Bavota, "Using reinforcement learning for load testing of video games," in *Proceedings of the 44th International Conference on Software Engineering*, ser. ICSE '22. New York, NY, USA: Association for Computing Machinery, 2022, p. 2303–2314.
- [27] S. Ariyurek, A. Betin-Can, and E. Surer, "Automated video game testing using synthetic and humanlike agents," *IEEE Transactions on Games*, vol. 13, no. 1, pp. 50–67, 2021.
- [28] Y. Zheng, X. Xie, T. Su, L. Ma, J. Hao, Z. Meng, Y. Liu, R. Shen, Y. Chen, and C. Fan, "Wuji: Automatic online combat game testing using evolutionary deep reinforcement learning," in *2019 34th IEEE/ACM International Conference on Automated Software Engineering (ASE)*, 2019, pp. 772–784.
- [29] J. Pfau, J. D. Smiedinck, and R. Malaka, "Automated game testing with icarus: Intelligent completion of adventure riddles via unsupervised solving," in *Extended Abstracts Publication of the Annual Symposium on Computer-Human Interaction in Play*, ser. CHI PLAY '17 Extended Abstracts. New York, NY, USA: Association for Computing Machinery, 2017, p. 153–164.
- [30] K. Stanley, B. Bryant, and R. Miikkulainen, "Real-time neuroevolution in the nero video game," *IEEE Transactions on Evolutionary Computation*, vol. 9, no. 6, pp. 653–668, 2005.
- [31] M. Hausknecht, J. Lehman, R. Miikkulainen, and P. Stone, "A neuroevolution approach to general atari game playing," *IEEE Transactions on Computational Intelligence and AI in Games*, vol. 6, no. 4, pp. 355–366, 2014.
- [32] E. J. Hastings, R. K. Guha, and K. O. Stanley, "Automatic content generation in the galactic arms race video game," *IEEE Transactions on Computational Intelligence and AI in Games*, vol. 1, no. 4, pp. 245–263, 2009.
- [33] D. Jallof, S. Risi, and J. Togelius, "Evocommander: A novel game based on evolving and switching between artificial brains," *IEEE Transactions on Computational Intelligence and AI in Games*, vol. 9, no. 2, pp. 181–191, 2017.
- [34] J. Schrum and R. Miikkulainen, "Constructing complex npc behavior via multi-objective neuroevolution," *Proceedings of the AAAI Conference on Artificial Intelligence and Interactive Digital Entertainment*, vol. 4, no. 1, pp. 108–113, Sep. 2021.
- [35] W. H. van Willigen, E. Haasdijk, and L. J. H. M. Kester, "Evolving intelligent vehicle control using multi-objective neat," in *2013 IEEE Symposium on Computational Intelligence in Vehicles and Transportation Systems (CIVTS)*, 2013, pp. 9–15.
- [36] W. van Willigen, E. Haasdijk, and L. Kester, "A multi-objective approach to evolving platooning strategies in intelligent transportation systems," in *Proceedings of the 15th Annual Conference on Genetic and Evolutionary Computation*, ser. GECCO '13. New York, NY, USA: Association for Computing Machinery, 2013, p. 1397–1404.