

Big Atomics

Daniel Anderson
Carnegie Mellon University
dlanders@cs.cmu.edu

Guy E. Blelloch
Carnegie Mellon University
& Google Research
guyb@cs.cmu.edu

Siddhartha Jayanti
Dartmouth & Google Research
svj.dartmouth@gmail.com

Abstract

Atomic operations, such as load, store, and compare-and-swap (CAS), on single-words are ubiquitous in multiprocessor programming. Atomics on multiple adjacent words, which we refer to as *Big Atomics*, are a powerful construct with wide utility in concurrent programming and algorithm design. While some languages support big atomics (e.g., `std::atomic` in C++), most hardware supports atomics on only up to two words (e.g., 16-byte CAS for the x86), and software solutions beyond that are often inefficient.

In this paper, we study software implementations of big atomics that support load, store, and CAS on k adjacent words. We experimentally compare several implementations of big atomics under a variety of workloads and environments (varying thread counts, load/store ratios, contention, oversubscription, and number of atomics). This includes traditional locks, an implementation based on sequence locks (seqlocks), hardware transactional memory, and a classic lock-free implementation that uses indirection. Our experiments reveal that seqlocks yield a very efficient implementation of big atomics that far outperform traditional locks and even the lock-free approach. However, the performance of seqlocks drops significantly in the face of oversubscription, a condition that is common in modern computing environments. This finding is in line with many recent findings that lock-based algorithms often have the best performance until oversubscription occurs, at which point their performance declines.

With the goal of achieving a big atomic implementation that has good performance across workloads and computational environments, we design new lock-free algorithms for big atomics, which simultaneously achieve theoretical and practical efficiency. Our algorithms use a novel fast-path-slow-path approach which yields better cache-locality, and thereby significantly outperform the classic lock-free approach which suffers from cache-misses due to indirection.

We also demonstrate the utility of big atomics by developing a fast concurrent hash table. Our hash table can be implemented with or without big atomics, but our experiments demonstrate that it is significantly faster when big atomics are used. The speed-up is significant both with our lock-free big atomics and with those based on seqlocks, but only our lock-free approach remains resilient to oversubscription. With big atomics, our hash table generally outperforms state-of-the-art hash tables that support arbitrary length keys and values, including implementations from Intel’s TBB, Facebook’s Folly, and a recent release from Boost.

To our knowledge, this is the first systematic study of the theory and practice of big atomics.

1 Introduction

Atomic variables form the basis of thread-safe concurrent programming, since they ensure sequential consistency for loads, stores, and read-modify-write operations, such as compare-and-swap (CAS). In fact, almost all modern programming languages supply atomics as part of the language or as a standard library, including: C++, Rust, Java, Go, Haskell, JavaScript, Swift, and OCaml. However, existing implementations of atomics generally apply only to single-word (64-bit) and sometimes double-word (128-bit) variables.

Many concurrent algorithms would benefit from *big atomics* that cover a tuple or structure consisting of a handful of fields. Applications include software transactional memory [23], multiversioning [43, 8, 42, 15, 41, 46, 34], hash tables (in this paper), load-linked/store-conditional [39], concurrent union-find [30], concurrent binary trees [40], snapshotting [4], and timestamping [5] (see Section 2 for more information on these). Despite these and other applications, big atomics have no direct hardware implementation, algorithms for supporting them have been unsatisfactory (either requiring blocking or a level of indirection),

Approach	Progress	Space	Indirect	Operations
Indirect (INDIRECT)	wait-free	$nk + O(n + p(p + k))$	always	load + cas
Lock (SIMPLock, std::atomic)	always block	$nk + O(n)$	never	load + store + cas
Sequence Lock (SEQLOCK)	block on race	$nk + O(n)$	never	load + store + cas
* <i>Cached-WaitFree</i>	wait-free	$2nk + O(n + p(p + k))$	on prior race	load + cas
* <i>Cached-Memory-Efficient</i>	lock-free	$nk + O(n + p(p + k))$	on race	load + store + cas
* <i>Cached-WaitFree-Writable</i>	wait-free	$3nk + O(n + p(p + k))$	on prior race	load + store + cas

Table 1: Properties of various approaches to implement big atomics. * indicates algorithms from this paper. For space, n is the number of big atomics, k is the size of each, and p is the number of threads. "On race" means that two operations are concurrent on the atomic and one is an update. "On prior race" means the prior update had a write-write race. The ones that support load + cas could alternatively support load + store, but not a wait-free linearizable combination of all three. All wait free solutions take $O(k)$ time.

and implementations of big atomics in existing languages are extremely inefficient (see Figure 1). Because of these problems, big atomics are rarely used even in situations in which they could be very useful. In contrast, we believe big atomics should be an efficient and widely available primitive in programming languages.

In this paper, we systematically study algorithms and software implementations of big atomics that support load, store, and CAS on k adjacent words. We experimentally compare several implementations of big atomics under a variety of workloads and environments (varying thread counts, load/store ratios, contention, oversubscription, and number of atomics). The big atomic implementations that we study include some based on classic ideas—such as an implementation based on sequence locks (SEQLOCK), an implementation using traditional locks, hardware transactional memory, and a classic lock-free implementation that uses indirection (INDIRECT)—and some new lock-free algorithms that we design. Our experiments reveal that seqlocks yield a very efficient implementation of big atomics that far outperform traditional locks and even the lock-free approaches. However, the performance of seqlocks drops significantly when the system is *oversubscribed*, i.e., when there are more virtual threads than physical threads. Oversubscription occurs frequently in practice [6], since programs do not run in isolation and need to share physical threads with other programs that are running simultaneously on the multicore system. This finding is also in line with recent findings that lock-based algorithms often have the best performance until oversubscription occurs, at which point their performance declines [14, 6]. Among the classic methods, INDIRECT is resilient to oversubscription since it is lock-free, however a layer of indirection causes it to incur frequent cache-misses that ultimately lead to poor practical performance across environments.

With the goal of achieving a big atomic implementation that has good performance across workloads and computational environments, we design new lock-free algorithms which simultaneously achieve theoretical and practical efficiency—nearly meeting the performance of SEQLOCK in undersubscribed environments and simultaneously showing great resilience to oversubscription. Our algorithms use a novel fast-path-slow-path approach which mostly avoids indirection on loads, thereby yielding better cache-locality and significantly outperforming the classic lock-free approach. The basic idea is to support both an indirect version and an inlined, a.k.a. direct *cached* version. When a process writes to a big atomic, it first creates an indirect version which it atomically links in via a pointer, and it then copies the indirect version into the inlined (i.e., cached) version. This allows any readers to retrieve a consistent view of the value from the indirect version while it is being updated in the cached version, which could be blocked or delayed. Otherwise it can use the fast path and read the cache directly.

Fleshing out this fundamental idea and adding memory management via an efficient safe memory reclamation (SMR) scheme gives rise to our first implementation, *Cached-WaitFree*, which supports load and CAS operations in time proportional to the size of the atomic. In our second algorithm, *Cached-Memory-Efficient*, we sacrifice wait-freedom to obtain support for the store operation and additional space efficiency while retaining practical speed and lock-freedom. Finally, through our third algorithm, *Cached-WaitFree-Writable*, we show a theoretical result that support for stores can be added to *Cached-WaitFree* without sacrificing wait-freedom at the expense of a constant factor in space and additional algorithmic complexity. Table 1 summarizes the properties of our variants as well as the properties of known techniques, which are discussed in more detail in Section 2.

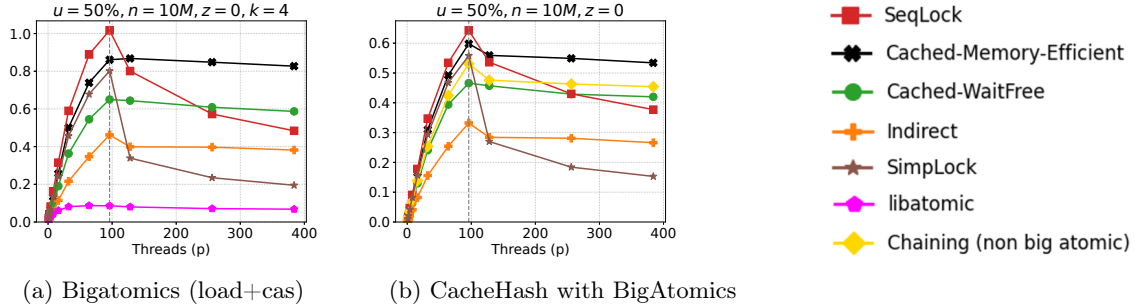


Figure 1: Throughput in billions of operations per second of our big atomic implementations and our CacheHash using those big atomic implementation strategies. The machine has 96 hardware threads. Experiments are on 10 Million elements, and with 50% reads (load or find), and 50% updates (cas or insert/delete). $z = 0$ means the distribution is uniform.

Experiments. To determine the efficiency of the various approaches to big atomics, we implemented (in C++) and benchmarked them (excluding our third, theoretical result). We also implemented a simple concurrent hash table based on separate chaining that we designed using big atomics, which we call CacheHash. CacheHash uses big atomics to inline the first link in each chain, avoiding a cache miss—i.e., the top-level array is an array of big atomic links, each consisting of a key, a value, and a next pointer. Our current implementation supports types of any size as long as they are byte-wise copyable, but it is not growable.

In our experiments, we compare several implementations of big atomics, including: Cached-WaitFree, Cached-Memory-Efficient; our own implementations of big atomics based on locks, sequence locks, and indirection; `std::atomic` (GNU libatomic, which uses locks), and a hardware transactional memory (HTM) based approach. All implementations use the same interface, which is compatible with the `std::atomic` interface. For hash tables, we compare to several popular and widely used open-source library implementations [44, 26, 33, 20, 12, 38], including by Google [19], Facebook [12], and Intel [44, 26]. We also compare to a baseline version that uses separate chaining with indirection for the first link.

We run experiments over a range of workloads on both a single-socket (48C, 96 SMT threads) machine and a quad-socket (72C, 144 SMT threads) machine. We first measure performance on operations applied to an array of big atomics. The measurements are made under a varying mix of reads and CASes (ranging from all reads to all CASes), over varying number of threads (including with oversubscription), over varying number of big atomics (1K–100M), over a range of contention levels (Zipfian parameter 0 to .99), and over a range of sizes for each big atomic (8–128 bytes). We then measure performance of the hash table using the different implementations of big-atomic. Again we vary the mix of operations (updates vs finds), number of threads, number of entries, and contention level.

The experiments indicate that Cached-Memory-Efficient and SEQLOCK are almost always the fastest. SEQLOCK is slightly faster without oversubscription, but its performance degrades significantly with oversubscription. INDIRECT is never competitive. Big atomics also improve hashtable performance, improving over both the separate chaining version and the best open source hash tables, but with a more limited interface. Figure 1 shows a cross section of the experiments.

Our Contributions. The contributions of our paper are:

- An *experimental comparison* of different implementations of big-atomics (we know of no previous such evaluation).
- *Cached-WaitFree*: an $O(k)$ -time implementation for big-atomics supporting load and CAS that avoids indirection for the reads in most cases.
- *Cached-Memory-Efficient*: a fast, lock-free implementation of big-atomics supporting load, store, and CAS with an innovative memory reclamation scheme.
- *Cached-WaitFree-Writable*: a theoretical, $O(k)$ -time algorithm for big-atomics supporting load, store, and CAS.

- An *efficient hash table* built using big atomics, as evidence of their utility.

Preliminaries. In the paper we assume a machine supports various atomic (sequentially consistent) operations on single words of memory. At minimum we assume a load (read), a store (write) and a CAS (compare and swap or compare and exchange). On real machines these typically require a memory operation followed by a fence, and all languages we know of that support multithreading support such atomic operations on simple single-word types (e.g. integers and pointers). Our big (multi adjacent word) atomics will be built on top of the single-word machine atomics.

We use the standard definitions for *wait-free*, *lock-free* and linearizability [25]. Roughly speaking wait-free means every thread will make progress as long as it is taking steps, and lock-free means at least one thread always makes progress even though some threads might be stopped. Linearizability of a data structure indicates that concurrent operations act as if they happen atomically (at a single point in time) at some point between their invocation and response. All of our algorithms are linearizable. Throughout the paper we use n to indicate the number of big atomics, p the number of threads and k the size in words of each big atomic.

2 Prior and Related Work

There are two known approaches to implement big atomics: lock-based and indirect. The former methods are not lock-free, and importantly even loads can be blocked. The latter methods require a level of indirection such that all loads need to go through two pointers. We know of no prior approach that avoids blocking on loads while also avoiding indirection.

The simplest lock-based method, which we will refer to as `SIMPLock`, is to associate a lock with every big atomic and acquire the lock during every operation. This avoids any races among operations and hence will be correct. The performance can be particularly bad, however, since even loads contend on the lock among themselves.

A more sophisticated lock-based method is to use *sequence locks* [22, 32, 11, 45] (`SEQLOCK`).¹ A sequence lock associates a version (sequence) number with each big atomic. In its standard form, an odd number indicates the atomic is locked. A store increments to a locked state, updates the data, and then increments to the unlocked state. A load reads the version number, then the data, then the number again. If the numbers changed or the number is odd (locked) then it has to try again. In practice sequence locks can be significantly more efficient than simple locks especially under load-heavy contention since loaders can proceed concurrently without acquiring a lock. However loads are still blocking since if a writer acquires the lock and then stalls, all loads have to wait for the writer to unlock. Sequence locks can also starve the loads while only writers make progress.

The second approach to implement big atomics is to use a level of indirection. In this approach each atomic variable holds a pointer to the actual value, usually heap allocated. In the simplest form, which we will refer to as `INDIRECT`, a load reads through the pointer to get the value. A store allocates a location for the new value on the heap, writes the new value into the location, and then tries to update the pointer using a single-word CAS. The main challenge is safely and efficiently managing the heap memory. There are several theoretical results using this approach for multiword load-linked store conditional (LL/SC) [36, 2, 29, 10]. The latest supports operations with time and space given in Table 1 and no need for unbounded counters [10]. LL/SC can be used to easily implement Load+Store or Load+CAS with the same bounds, but not a linearizable combination of all three.

Aghazadeh, Golab and Woelfel [1] describe an indirect approach that supports all three, but requires two levels of indirection. Jayanti, Jayanti and Jayanti [28] describe an alternative approach that avoids the two levels of indirection by using two adjacent pointer slots. Both these approaches are quite sophisticated, and we use some of their ideas in our our Load-Store-CAS variant.

From a performance perspective, the problem with all forms of indirection is that every load needs to first read the variable, and then follow the stored pointer to the allocated location. Both of these could be a cache miss, and furthermore the second depends on the first so the two reads cannot be pipelined. In practice, the extra level of indirection can slow down performance by up to a factor of two. In languages

¹We know of no prior work that specifically uses sequence locks for multi-word atomics, but the application is straightforward.

that do not have garbage collection, approaches using indirection require some additional care, and cost. In particular the heap allocated objects containing the indirect values need to be read protected using some form of safe memory reclamation (SMR) [35, 18] to avoid a free of the object while being read. This has additional costs.

Since we use indirect heap-allocated memory for our indirect nodes in our algorithms, we also need to use SMR. For this purpose we use hazard pointers [35]. Such pointers require protecting an object when a pointer to it is read, via a protected read. When an object is unlinked from the data structure, instead of deleting it immediately it is *retired*, which delays the deletion until a time when it is no longer protected. Importantly, our approach does not need to protect a pointer in the common fast path access to the cached version, since it never reads through the pointer.

Big atomics can be implemented with hardware Transactional Memory (HTM) [24]. In principle they are the ideal application of HTM since often a big atomic will reside on a single cache line requiring the HTM mechanism to only track one line. HTM, however, always requires a software backup mechanism if the transaction fails, which will require either locks or indirection. In Section 5 we run experiments with HTM. We find that it never outperforms the software-only approaches, even on low contention where the HTM transactions almost always succeed. Furthermore, HTM has been disabled on new processors since 2021 due to security issues [21] (we therefore had to run HTM comparisons on an older machine).

Applications of big atomics. There are many applications of big atomics that appear in prior work. Here we mention a few. In multiversion concurrency control [43, 8, 42, 15, 41, 46, 34] for database systems one needs to store for each version of a value, the value at that version, a time stamp, and a next version pointer. Using big-atomics allows the first version, which is most commonly accessed, to be stored inline and updated atomically. This saves a level of indirection as long as the big-atomics themselves do not introduce a level-of-indirection. In software transactional memory systems, multiple fields often need to be updated atomically. For example in DSTM [23] it is necessary to atomically update a pointer to a transaction descriptor, an old object pointer, and a new object pointer. Without an big atomic these systems require a level of indirection for which references to an object must go through. In concurrent data structures it is often necessary to atomically update multiple fields. For example in Natarajan binary search trees [40] one needs to atomically update the the two children and a deleted flag. They develop a complicated scheme to do this atomically with only single word operations, but with a big atomic it becomes trivial. Jayanti and Tarjan develop an efficient concurrent union-find data structure [30]. It requires updating three fields atomically. Other data structures include a snapshot algorithms [4], which requires several applications of big-atomics on up to five fields, a wait-free fetch-and-increment from CAS [16], requiring a 6-field big-atomic, a strongly linearizable LL/SC from CAS [39], requiring a 4-field bigatomics, a DCAS (CAS on two unrelated location) [7], requiring a 3-field big atomic, and bounded time stamps [5] requiring a 4-field big-atomics.

We note that all of these require big atomics on between three and six fields. Some of these could potentially be packed into two words (e.g. by stealing the three low-order bits from a 8-byte aligned pointer, or stealing the top 16-bits since linux currently only supports 48-bit pointers). But even if this is possible, such packing is not portable, and makes for error prone code.

3 Algorithms

We now describe our algorithms for big atomics. This consists of three algorithms that share the following characteristics. They maintain both a “*cached*” (inline) copy of the data, and a pointer to a heap-allocated “*backup*” copy. Loads first try to read from the cached copy (fast path) and only go to the backup (slow path) if necessary. The cached copy is protected by both a sequence number and some indication on the backup pointer specifying whether the cache is valid. Updates first install the backup copy, with the pointer marked as invalid, and then attempt to copy the data to the cached copy. If successful, they re-validate the pointer.

In our first, and simplest, algorithm (Cached-WaitFree) load and CAS take $O(k)$ time. However, this algorithm requires that the backup copy is always populated, leading to a factor of two in wasted space. Our second algorithm (Cached-Memory-Efficient) avoids the extra space by replacing the backup with a null pointer after the cache is installed. However, this comes at the cost of making both the load and the CAS lock free instead of $O(k)$ time. Algorithmically, a notable difference in this algorithm is that updates

```

1  template<typename T>
2  class BigAtomic {
3      class Node : hazard_pointer_object_base<Node> {
4          T value; };
5
6      atomic<uint64_t> version;
7      atomic<Node*> backup;
8      T cache;
9      // if marked then cache is invalid
10     bool is_marked(Node* p);
11     Node* mark(Node* p); // mark pointer as invalid
12     Node* unmark(Node* p); // strip the mark
13
14     public:
15     BigAtomic() : version{0},
16                 backup{new Node{T}}, cache{} { }
17
18     T load() {
19         uint64_t ver = version.load();
20         T val = cache; // Byte-wise-atomic load
21         Node* p = backup.load();
22         if (!is_marked(p) && ver == version.load())
23             return val; // Fast path
24         // The following two lines ensure the node
25         // pointed to by p is protected from reclamation
26         // until this function returns
27         hazard_pointer h = make_hazard_pointer();
28         Node* p = h.protect(backup); // load and protect
29
30         return p->value; }
31
32     bool cas(T expected, T desired) {
33         hazard_pointer h = make_hazard_pointer();
34         uint64_t ver = version.load();
35         T val = cache; // Byte-wise-atomic load
36         Node* p = h.protect(backup);
37         if (is_marked(p) || ver != version.load())
38             val = p->value;
39         if (val != expected) return false;
40         if (expected == desired) return true;
41         auto new_p = mark(new Node{desired});
42         auto old = p;
43         if (backup.compare_exchange_strong(p, new_p) ||
44             (p == unmark(old) &&
45              backup.compare_exchange_strong(p, new_p))) {
46             retire(p); // delayed reclamation of old backup
47             if ((ver % 2 == 0) && ver == version.load() &&
48                 version.compare_exchange_strong(ver, ver+1)) {
49                 cache = desired; // Byte-wise-atomic store
50                 version.store(ver + 2);
51                 backup.compare_exchange_strong(p, unmark(p));}
52             return true;
53         } else { delete new_p; return false; } }
54
55     ~BigAtomic() { delete backup.load(); }
56 };

```

Algorithm 1: A wait-free big atomic supporting Load and CAS (in C++). For safe memory reclamation we use the hazard pointer API proposed for C++26 [37] (i.e., `hazard_pointer_object_base`, `make_hazard_pointer`, and `protect`).

might need to help other updates complete. Our third algorithm allows for concurrent loads, stores and CAS operations. It uses a load-store big-atomic as a black box, in addition to maintaining a second pointer. By using the Cached-WaitFree algorithm as the black-box, all three operations take $O(k)$ time.

3.1 Cached Wait-Free

Code for our baseline algorithm, Cached-WaitFree, is given in Algorithm 1. For each big atomic, the algorithm maintains a version number, a pointer to the indirect version, which we will refer to as the *backup* pointer, and the inlined version, which we will refer to as the *cache* (Lines 6–8). In addition, the algorithm maintains indirect values, which we will refer to as *nodes*. In this algorithm the backup pointer always points to an node, which just contains a copy the value stored in the atomic, and perhaps some information for the memory manager. This copy is always up-to-date (i.e., the linearization point of an update is when the pointer changes). To help maintain consistency between the backup and the cache, the algorithm maintains an extra mark on the backup pointers (e.g., stolen from the least-significant-bit), which if set indicates the cache is invalid (Lines 10–12).

The Load Operation. A load starts by running a similar sequence of steps as are required by sequence locks—i.e., reading the version number, then the cache, and then the version number again. However, in addition to reading the cache before the second read of the version number, it also reads the backup pointer. It now checks both that the backup pointer is not marked and that the version number has not changed (Line 22). If both are true the cache was read during a period of time in which it was not being updated and for which the cache was valid, and we can therefore return the value. This is the fast path—no indirect values were accessed, and no memory needed to be protected. If either the backup pointer is invalid or the version number changed, then the algorithm has to go to the slow path and read the backup node. Standard sequence locks would check whether the version is odd to ensure it is not locked. We need to check not just that it is not locked, but also that the contents is valid. No mark on the backup pointer tells us both.

Before reading though to the backup node, we need to protect it from a potential read-reclamation race—i.e. another process could come in, update the backup pointer, retire the node, free it, and reuse it. The algorithm uses hazard pointers for this purpose. This has some non-negligible cost.

The CAS Operation. A CAS starts similarly to a load since it needs the current value to compare to the expected value. The only difference is that the backup node is protected earlier. The reason for this is that it is important for correctness that the compare-exchange on Line 42 only succeed if the value of p has not changed since it is read on Line 35. By protecting it, the pointer cannot be recycled, hence preventing an ABA problem. Once the value has been read we check whether it equals the expected value and if not return false. Also if it equals the desired value we return true. It is important for the correctness of the algorithm that a value is not replaced with an equal value since this would change the value of the backup pointer which could cause a concurrent CAS to fail when it should have succeeded.

In the case that the expected value matches the actual value, the algorithm tries to install the new desired value. This involves first installing a backup node with the value and then trying to copy the value to the cache. The pointer to the new node is marked as invalid since when first installed as a backup, the cache is not valid. If the backup is successfully installed, and the value successfully copied into the cache, then we attempt to remove the invalid mark on the backup pointer (Line 50).

The algorithm uses the C++ `compare_exchange_strong`² to attempt to install the backup. The compare-exchange might need to be attempted twice since the first attempt could fail due to the old backup pointer being converted from invalid to valid between when the old pointer was read and the compare-exchange. Hence, if the first try (Line 42) fails on an invalid pointer, we try again, but with the validated version of the old pointer as the expected value (Line 44). If both attempts fail, the CAS has failed so we delete the allocated backup node and return false. If an attempt succeeds, the CAS has succeeded so we retire the old backup node, and attempt to install the cached value.

To install the cached value we use an approach similar to sequence locks. In particular, we try to increment the version number from even to odd (Line 47), which takes a lock on the cache, and if successful, we copy into the cache, and unlock it with a second increment (Line 49). A subtle difference from sequence locks is that in addition to checking that the version number is even, we also check that the version number has not changed since before we installed the backup node. This is to ensure we are not overwriting a value of a more recently installed backup node.

When there is a concurrent update, the validation might fail due to failure to acquire the lock on Line 47 or to validate the backup pointer on Line 50. This can leave the cache invalid after the CAS completes. However, validation will always succeed if not concurrent with another CAS.

Bounds and Correctness. The time and space bounds and the correctness is summarized by the following theorem, for which there is a proof in the supplementary material.

Theorem 3.1. *The big atomic object described in Algorithm 1 has linearizable loads and CASes. Furthermore for n big atomics each of size k , and p processes, all operations take $O(k)$ time, and the total memory usage is $2nk + O(n + p(p + k))$.*

The correctness depends on two key invariants: (1) the current backup node always holds the current value, and (2) whenever the backup pointer is not marked as invalid, the current backup node and the cache hold the same value. The time bound comes from the fact the operations have no loops beyond copying the values, which take $O(k)$ time, and that the memory allocation and reclamation can be implemented in constant time.

Proof Sketch. For correctness, we first identify the linearization points. For the load, if it succeeds on reading the cached value the linearization point is at the load of the backup pointer on Line 21. If the load does not succeed on reading the cached value, the linearization point is at the protected read of the backup pointer on Line 28. For the the CAS there are a few cases. As described, the CAS starts by doing a load, so at Line 35 we have a linearized load of the contents. If the CAS returns on lines 38 or 39 then it linearizes at this load. If the CAS succeeds, the linearization point is at the compare and exchange that installed the backup node. If both compare and exchanges fail, then the cas linearizes at the first update by another thread of the backup pointer after the linearized read (Line 35). There must be such an update otherwise the the CAS would have succeeded.

²This compiles to a machine compare-and-exchange, which is like a CAS but also updates its expected value with the value at the location if it fails

We now consider the correctness of a validated backup pointer—i.e. if it is not marked as invalid then the cached copy equals the backup copy. A CAS only validates its backup pointer after a copy of its value has been installed in the cache, and the validation only succeeds if the backup pointer has not changed since the CAS installed it. Note this relies on the pointer being protected so that it is not recycled. No earlier CAS could modify the cache between when it is unlocked and the validation of the backup pointer since this earlier cas would fail the `ver == version.load()` test on Line 46. Hence when the pointer is validated, the cache is indeed valid with the same value in the cache as in the backup pointer. Furthermore the cache has been valid since the CAS unlocked the cache by incrementing the version number.

If a load succeeds reading from the cache, it must have seen a valid backup pointer. If it sees the same version number before and after reading the valid backup pointer, the first read must be after the cache was updated and unlocked by the CAS that set the valid backup pointer (see two sentences prior). Since the cache can only be modified again by first incrementing the version number the cache cannot have been modified in the interval between the two reads of the version number. Hence during this whole period the cache is a valid copy of the valid backup pointer so the read of the cache will return the same value as pointed to by the validated backup pointer. If the reading of the cache fails, reading the backup pointer will get a correct value since updates linearize on a successful installation of the backup pointer (i.e. the value in the backup pointer is always the current value).

The first two cases for the CAS (expected not equal to val and desired equals val) just follow from a correct load into val. Furthermore the test that expected does not equal val ensures that an update will always change the value of the backup. Therefore if both compare and exchanges fail when installing the backup pointer, then the value in the backup pointer must have changed. We can therefore linearize on the update (by someone else). If the cas successfully installs its backup node, it linearizes at that point. It will now attempt to lock the cache and only succeed if the cache is not already locked, and if the version has not changed since before the installation of its node. This means no later successful CAS has updated the cache. If the lock is successfully acquired, the backup pointer cannot be validated until the lock is released since no other CAS could succeed to update the cache, which is required to validate the backup pointer.

For time we note that since the only loop is over the word-length taking $O(w)$ time to copy it in and out. The only non-trivial functions the algorithm calls are, protecting with the hazard pointer, and the memory management operations (new, retire, and delete). Safe memory reclamation with hazard pointers can be made constant time using an atomic copy [10], and the memory management can be made constant time assuming an upper bound on the number of big atomics is known ahead of time [9].

For space we note that the space is taken by the objects themselves each of which is of size $w + 2$ (the data, the pointer and the counter), and the nodes. There are exactly n nodes installed at all time each of size $w + 1$, and hazard pointers ensure at most $O(p(p + w))$ extra space [35]. The total is therefore bounded by $2w + O(n + p(p + w))$.

□

3.2 Cached Memory Efficient

Our second algorithm optimizes the memory used by the big atomic. In particular it avoids the need to keep a backup on every big atomic, and allows us to bound the number of backup nodes currently installed to be at most p , and the total needed by the algorithm to $O(p(1 + p/k))$ (the extra ones are needed for efficient memory reclamation). This comes at the cost of making it lock-free instead of $O(k)$ time, however, its performance in practice almost always surpasses that of the wait-free algorithm due to memory savings (the pool of backup nodes typically fits in the last level of cache). The code is given in Algorithm 2. It uses a custom memory management scheme, described at the end of this subsection, and thus avoids the need for a system allocator, which is likely not lock-free.

Uninstalling backup nodes after caching. The Cached-WaitFree algorithm achieves its progress bounds by using the fact that at any given moment, the backup pointer always contains the live value, and hence it can be read under the protection of a hazard pointer to load the value regardless of any ongoing operation. Our relaxed low-memory algorithm instead provides the weaker guarantees that at any given moment, *either the backup pointer contains the live value, or it is null and the cache contains the live value*. This results in loads being lock-free rather than wait-free since a reader could fail to read the cache due to an ongoing


```

1  template<typename T>
2  class BigAtomic {
3  // all but value used for memory reclamation
4  class Node {
5  union { T value; Node* next_; };
6  unsigned owner{thread_id()}; // owner's ID
7  atomic<bool> is_installed{false};
8  bool was_installed{false};
9  bool is_protected{false};
10 };
12 atomic<uint64_t> version;
13 atomic<Node*> backup;
14 T cache;
16 // create null pointer from version
17 Node* tagged_null(uint64_t v);
18 bool is_null(Node* p); // checks if null
20 public:
21 BigAtomic() : version{0},
22 backup{tagged_nullptr{0}}, cache{} {}
24 T load() {
25 uint64_t ver = version.load();
26 T val = cache; // Byte-wise-atomic load
27 Node* p = backup.load();
28 if (is_null(p) && ver == version.load())
29 return val; // Fast path
30 hazard_ptr_holder h = make_hazard_pointer();
31 while (!try_load_indirect(ver, p, val, h)) {}
32 return val; }
34 bool cas(T expected, T desired) {
35 uint64_t ver = version.load();
36 T val; Node* p;
37 hazard_ptr_holder h = make_hazard_pointer();
38 if (!try_load_indirect(ver, p, val, h))
39 return false;
40 if (val != expected) return false;
41 if (expected == desired) return true;
43 auto new_p = get_free_node(desired);
44 auto old = p;
45 if (backup.compare_exchange_strong(p, new_p)) {
46 if (!is_null(p)) p->is_installed.store(false);
47 try_seqlock(ver, desired, new_p, h);
48 return true;
49 } else if (!is_null(old) && is_null(p)) {
50 ver = version.load();
51 val = cache; // Byte-wise-atomic load
52 if (ver % 2 == 0 && ver == version.load() &&
53 val == expected &&
54 backup.compare_exchange_strong(p, new_p)) {
55 try_seqlock(ver, desired, new_p, h);
56 return true; } }
57 free_node(new_p);
58 return false; }
60 void store(T val) { while (!cas(load(), val)); }
62 private:
63 bool try_load_indirect(/* out-params */ uint64_t& ver,
64 Node*& p, T& val, hazard_ptr_holder& h) {
65 p = h.protect(backup);
66 if (!is_null(p)) { val = p->value; return true; }
67 ver = version.load();
68 val = cache; // Byte-wise-atomic load
69 p = backup.load();
70 return (is_null(p) && ver == version.load()); }
72 void try_seqlock(uint64_t ver, T desired, Node* p,
73 hazard_ptr_holder& h) {
74 while (ver % 2 == 0 && ver == version.load() &&
75 version.compare_exchange_strong(ver, ver+1)) {
76 cache = desired; // Byte-wise-atomic store
77 version.store(ver + 2);
78 auto new_p = tagged_null(ver);
79 if (backup.compare_exchange_strong(p, new_p) {
80 p->is_installed.store(false); return; }
81 else if (is_null(p)) return;
82 p = h.protect(backup);
83 if (is_null(p)) return;
84 desired = p->value; } }
86 // The rest is for memory management
87 // Threads each have a private pool of nodes
88 thread_local Node nodes[3P];
89 thread_local IntrusiveStack<Node*> free_nodes;
91 Node* get_free_node(T val) {
92 if (free_nodes.is_empty()) reclaim();
93 Node* node = free_nodes.pop();
94 node->value = val;
95 node->is_installed.store(true);
96 return node; }
98 void free_node(Node* node) {
99 node->is_installed.store(false);
100 free_nodes.push(node); }
102 void reclaim() {
103 for (Node& n : nodes) {
104 n.was_installed = n.is_installed.load(); }
105 for (Node* p : get_protected_ptrs()) {
106 if (p->owner == tid) p->is_protected = true; }
107 for (Node& n : nodes) {
108 if (!n.was_installed && !n.is_protected) {
109 free_nodes.push(&n); }
110 n->is_protected = false; } }
111 };

```

Algorithm 2: A lock-free big atomic supporting Load and CAS. Lock-free store can be trivially implemented as a CAS loop and is omitted from the code for space. The memory requirement is $O(p^2k)$ additional heap memory for p threads, independent of the number of big atomics.

update, then find a null pointer in the backup since an update completed, and repeat. However each round implies one update completed, and hence the loads are lock-free.

In Cached-WaitFree we used a mark on the pointer to indicate whether the cache was valid or not, while in this algorithm the cache is valid exactly when the pointer is not null. Both algorithms validate the cache after it is updated by swapping in a valid pointer (a null pointer in this algorithm, and an unmarked pointer in the wait-free algorithm).

The Cached-WaitFree algorithm used hazard pointers to ensure that if the compare and exchange that installs the new pointer succeeds then the value has not changed since it was read (i.e., there was no ABA issue). However, with a null pointer there is no such protection. To mitigate this, we use *tagged null pointers*, which are implemented as version numbers tagged by some bit to distinguish it from a real pointer. Our code uses the version number from the sequence lock (Line 78).

Loads start by trying the same fast path as Cached-WaitFree algorithm (Lines 25–29). If it fails, the

slow path repeatedly tries to load the indirect value and the cache back and forth until one of them succeeds (Lines 65–70).

The CAS operation has the same structure as the wait-free algorithm, but differs in a couple important ways. Firstly, as with the wait-free algorithm, if the compare and exchange that installs the new backup fails, it might need to try again since it could have failed because the pointer was validated. In this algorithm, however, this is more complicated since we cannot check if unmarking the old pointer equals the new pointer (the new one in this algorithm is now null). Instead the algorithm re-reads the cached value and checks it still equals the desired value (Lines 49–56). Secondly, installing the cached value is quite different, as described next.

Re-caching until success. As described in Section 3.1, if two CAS operations race in the wait-free algorithm then the validation of the cache might fail. This means the backup copy cannot be removed, as required in this algorithm. We solve this problem using helping. In particular, a CAS A helps cache another CAS B 's value when it observes that its own value was overwritten by B in the backup. After observing that it has been overwritten (failing the `compare_exchange` on Line 79), A protects and loads the value that overwrote it (Lines 82–84), then repeats the loop to attempt to cache the new value until either it succeeds (wins the `compare_exchange` on Line 79), someone else takes the sequence lock (fails the `compare_exchange` on Line 75), or someone else overwrites B and successfully caches their value, restoring consistency to the cache (by observing a null backup pointer, Lines 81 or 83). The ultimate result of this scheme is that the number of active backup nodes is never more than the number of in-progress writes since if there is a non-null backup pointer installed there must be a thread working on it.

Store. We can easily implement a lock-free store operation with repeated tries—see Line 60.

Recycling thread-private nodes. The Cached-WaitFree algorithm relied on properties of the allocator which would require a custom allocator. For this algorithm, given we are particularly concerned about memory, we spell out the allocation scheme, which avoids any calls to a system `alloc/free` except when starting a thread. As with Cached-WaitFree, we employ Hazard Pointers, but this time with a novel twist. In a standard Hazard Pointer reclamation scheme, the thread that retires a node after uninstalling it becomes responsible for reclaiming it. Instead, we assign each thread their own private slab of nodes that only they may use and reclaim. At a high level, threads pull nodes from their own local free list until it becomes empty, at which point they perform a reclamation operation. A reclamation operation involves scanning all of their nodes and reclaiming those that are neither (1) still installed, nor (2) protected by a hazard pointer. Since at most p nodes can be installed and at most p can be protected by a hazard pointer, all but $2p$ nodes are reclaimed, so as long as each thread has $3p$ nodes, at least p nodes will be reclaimed at a cost of $O(p)$ work.

The recycling scheme avoids the use of randomization by avoiding the hashtable used in most hazard pointer implementations by making use of the fact that nodes are thread specific and its ability to augment the nodes with additional information. Each node stores several new fields in addition to the value. An atomic flag is used for writers to signal that a node has been uninstalled and hence is viable for reclamation, and two private flags, `was_installed` and `is_protected` are used to track whether a node is eligible for reclamation. When scanning the set of announced hazard pointers (Line 105), instead of adding them to a hash table like the standard algorithm, our algorithm can simply check whether the node is its own and if so, use the `is_protected` field directly on the node. This is one of the advantages of having thread-private nodes. Note that while subtle, it would be very tempting but *very incorrect* to free a node if `(n.is_installed.load() == false && !n.is_protected)`, as this would fail if the owning thread were to scan the hazard pointer array while n is not announced, then get scheduled out while another thread announces n and uninstalls it, leading to n being reclaimed despite being protected. Instead, a node can only be reclaimed if the owner observed on Line 104 that it was uninstalled *before* scanning the announcement array, since this guarantees that if the node was protected, it must have been protected *before* it was uninstalled, and hence the owner will definitely observe the announcement.

Deamortized reclamation. Using the reclamation scheme as written, we reclaim at least p nodes for $O(p)$ work at most once per p writes, and hence the cost of reclamation is $O(1)$ amortized. A simple

demamortization of the reclamation scheme brings it down to $O(1)$ worst-case time. Simply assign each thread a slab of $6p$ nodes, then for every write operation performed by the thread, perform at least 6 iterations of the next loop of the `reclaim` method. Every $3p$ writes the algorithm will complete a full reclamation phase, where at most p nodes were protected by hazard pointers, and $2p$ nodes were installed³, hence at least $3p$ nodes are reclaimed.

We summarize the result in the following theorem. We outline the theorem’s proof in the supplementary material.

Theorem 3.2. *The big atomic object described in Algorithm 2 has linearizable loads, stores, and CASes. Furthermore for n big atomics each of size k , and p processes, all operations that do not race take $O(k)$ time, operations are always lock-free, and the total memory usage is $nk + O(n + p(p + k))$.*

Proof Sketch. The goal is to show the linearizability of the load, CAS, and store operations. First, we note that store is clearly linearizable if load and CAS are, since for any linearizable implementation of load/CAS, a linearizable implementation of store can be added which simply repeatedly tries to load and CAS (Lines 62-63)—store linearizes at the first successful CAS, and the rest of its actions are invisible. Thus, it remains to show the linearizability of load and CAS, which we do below.

The key invariant of the algorithm is that the value stored in backup is the value of the big atomic, unless backup is a (versioned) null pointer, in which case the cached value is the value of the pointer. The version number is monotonically increasing, and coordinated with the backup pointer in order to ensure that if the version number is stable in an interval of time, and the backup pointer is null at some point in that interval of time, then the cached value is stable and equal to the value of the big atomic throughout that interval. All updates to the value of the object are made by changing the backup pointer (via a CAS); and new values that are installed via the backup pointer are never the same as the old value of the object, i.e., there is no AA problem [3]. These observations help us identify and prove the linearization points of load and CAS.

For loads there are three cases. (1) If the load succeeds on reading the cached value at Line 28 (i.e., it returns that value at Line 31), then the linearization point is at any time in between the reads of version which match (i.e., Lines 27 and 30). This follows from the fact that the version number did not change in between Lines 27 and 30, and that the backup pointer read at Line 29 was null, indicating that the cached value was stable throughout this timeframe and equal to the value of the big atomic. (2) Otherwise, if load succeeds on reading the value in the backup pointer at Line 69, then the linearization point is at the protected read of that backup pointer at Line 68. This follows from the fact that the protected pointer read yielded a non-null pointer, and whenever the pointer is non-null, it holds the value of the object. Since the pointer was read with protection, the byte-wise reading of the value on Line 69 is safe. (3) Finally, if load succeeds on reading the cached value at Line 71, then the linearization point is at any time in between the reads of version at Lines 70 and 73. The proof of this case is analogous to the first case.

For the CAS there are several cases. (1) If the CAS does not succeed in loading a value at Line 41, then we know that the value of the big atomic must have been changing during the execution of `try_load_indirect` call at that line. Since, a new value installed in a backup pointer is never equal to the old value of the big atomic, this means that one of the values the object took on in this interval is not equal to *expected*. Thus, the linearization point of the CAS is at a time when the value was not equal to *expected*. (2) If load at Line 41 is successful, then that load is linearizable by the argument in the previous paragraph. Thus, if CAS returns at Lines 41 or 41—identifying that the loaded value was not the expected value or that the loaded value was the expected value, but the value need not be changed since it is also the desired value—then the CAS linearizes at the linearization point of the load. (3) If the CAS continues, and returns at Line 49, then its linearization point is at Line 46, where it successfully exchanges `new_p`—which holds the desired value—into the backup pointer. (4) Similarly, if that attempt fails due to cache validation, and thus the CAS tries again and succeeds and returns at Line 57, then its linearization point is at Line 55. (5) Finally, if the `compare_and_exchange` attempts fail, not due to cache validation, but since some other process successfully compares and exchanges, then the value of the big atomic must have changed due to that operation, thus becoming unequal to *expected*, and thereby serves as the linearization point for the return of false at Line 59.

Notice that all operations complete in a bounded number of steps after their linearization points. Thus, the algorithms are lock-free, since the progress of any operation can only be impeded by the linearization of

³The bound of $2p$ comes from the fact that p nodes can be installed at any moment in time, and the thread may install up to p additional nodes while iterating the loop (Line 103) since iterations are interleaved with operations.

another operation.

For space we note that the space is taken by the objects themselves each of which is of size $w + 2$ (the data, the pointer and the counter), and the nodes. Only processes with active operations have un-retired nodes, thus the total space is $nw + O(n + p(p + w))$. □

3.3 Wait-free Load/Store/CAS (WD-LSC)

We present our third big atomic algorithm—a wait-free, constant time, writable big atomic—in Algorithm 3. Given an object that supports Load and CAS, $Store(desired)$ can famously be implemented in two steps: a load-step, $old \leftarrow Load()$, followed by CAS-step, $CAS(old, desired)$. However, if implemented in this way, stores can be preempted by successful CAS operations between the load- and CAS-steps. Retrying the two-step solution until success would solve this issue, but doing so sacrifices wait-freedom, because there is no bound on the number of times that a writer can be preempted. Thus, a more intricate solution is needed. In fact, it is well known that the *writability problem* of also implementing Store, given objects supporting only Load and CAS is tricky, even if the implemented object need only be single-word [27, 1, 28]. Agazadeh, Golab, and Woelfel [1] give a general solution to this problem, however their solution applied to big atomics requires two levels of indirection. Recently, Jayanti, Jayanti, and Jayanti (JJJ) [28] gave an efficient solution to writability in the setting of single-word durable atomics for persistent memory systems. Their solution uses hardware *double-words* supporting Load and CAS to implement (durable) single-words that also support Store.

We distill the key ideas from the JJJ construction—*write-buffering* and *helping*—and combine them with new ideas that are unique to big atomics to achieve our result: a constant time writable big atomic that requires hardware support for only *single-word* variables.

The *central variable* in this implementation is Z , which is a non-writable big atomic (supporting `load` and `cas`). Since $Z.value$ always holds the value of the writable big atomic, a `load()` simply returns this value (Line 11). Along with the value of the object $Z.value$, this big atomic also stores a sequence number $Z.seq$ to prevent the ABA-problem, and a *mark bit* $Z.mark$; in total it holds a triple. Since, Z already supports Load and CAS, the key difficulty is in incorporating the Store operation. In order to incorporate `store` operations, we employ a single variable W , which we call the *write-buffer*. To store a new value $desired$, a process π first attempts to emplace a pointer to a node containing $desired$ into W and then transfer the value into the central variable Z with the help of other *updaters*, i.e., *writers* performing `store` operations and *casers* performing `cas` operations). The principal reason for this two step process is to ensure that neither writers nor CASers starve. A key feature of our representation, is that the pointer stored in W is also *marked* with a mark bit that is either 0 or 1, and the marks on W and Z are mismatched (one is 0 and the other is 1) if and only if there is a *pending write*, i.e., W has been updated, but the updated value is yet to be transferred to Z . When the transfer happens, it happens via a `cas` on Z , and that `cas` flips $Z.mark$ to ensure this invariant.

Since, writers use nodes, this memory needs to be managed; we do this through hazard pointers. To `store` a value $desired$, a process π first does a hazard protected read of the pointer w stored in W (Lines 14-15), reads the triples in z in Z (Line 16) and returns early if Z already holds the value it wants to write (Line 17). Otherwise, π checks whether the marked bits match (Line 18). If the marks do not match, there is a pending `store`. Thus, π helps ensure the transfer of the pending write from W to Z by executing `help_write` operations (Line 23; we explain this `help_write` transfer procedure later). The process that buffered its write in W linearizes upon successful transfer, and π linearizes its store operation immediately before this time. In this branch, π does not even try to insert its value into W , since it is guaranteed to linearize *silently* in the way described thus far. On the other hand, if the bits do match, then π attempts to insert a pointer n to a node containing its value and mismatch the bits to indicate that its write is pending (Lines 19-21). If the insertion is successful (CAS on Line 20), then its value will be transferred to Z (Line 23); otherwise, some other process must have successfully inserted its value into W , and π can linearize silently immediately before that value is transferred to Z .

The `help_write` subroutine simply reads the value z of Z , the pointer w in W , and attempts to update the value of Z to the value pointed to by w and rematch the marked bits if they are mismatched (Lines 36-40). A successful CAS on Line 40 must increment the sequence number $Z.seq$ to ensure that there are no ABA

```

1  template<typename T>
2  class WritableBigAtomic {
3      class Value { T value; uint64_t seq; bool mark; };
4      class Node : hazard_pointer_object_base<Node> {
5          T value; };
6
7      BigAtomic<Value> Z;
8      atomic<Node*> W;
9
10     public:
11     T load() { return Z.load().value; }
12
13     void store(T desired) {
14         hazard_pointer h = make_hazard_ptr();
15         Node* w = h.protect(W);
16         Value z = Z.load();
17         if (z.value == desired) return;
18         if (z.mark == is_marked(w)) {
19             Node* n = mark(new Node{desired}, 1 - z.mark);
20             if (W.CAS(w, n)) retire(w);
21             else delete n;
22         }
23         if (!help_write()) help_write() }
24
25     bool cas(T expected, T desired) {
26         for (int i = 0; i < 2; i++)
27             Value z = Z.load();
28             if (z.value != expected) return false;
29             if (expected == desired) return true;
30             help_write();
31             if (Z.CAS(z, {desired, z.mark, z.seq+1}))
32                 return true;
33             return false; }
34
35     bool help_write() {
36         Value z = Z.load();
37         hazard_pointer h = make_hazard_ptr();
38         Node* w = h.protect(W);
39         if (z.mark != is_marked(w))
40             return Z.CAS(z, {w, is_marked(w), z.seq+1});
41         else return true; }
42
43     ~WritableBigAtomic() { delete W.load(); } };

```

Algorithm 3: A wait-free big atomic supporting Load, Store, and CAS using the Load/CAS big atomic from Algorithm 1. The memory requirement is $O(nw + p^2w)$ additional heap memory to support n big atomics across p threads.

problems (i.e., a really old helper will not succeed if $Z.value$ recycles). If the marks are mismatched initially, the helper returns whether it was able to successfully transfer the value (Line 40). If the marks already matched, the helper knows that someone else has already successfully transferred and thereby returns true (Line 41). A `help_write` can fail to transfer a pending write, i.e., return false even though some other process has not already transferred the value, only if Z 's value was changed by a successful `cas`. We will later prove that this can happen at most once while there is a pending write. Thus, trying twice (Line 23), ensures that the pending write in W (if any) will surely be transferred.

The introduction of `stores` complicates the implementation of `cas`. In particular, a process π wishing to CAS from *expected* to *desired* cannot simply perform a CAS operation on Z . This is because casers must help writers transfer pending writes. In the code for `cas`, we ensure that this type of operation never changes the contents of the triple in Z if $Z.value$ would remain unchanged. In particular, to ensure this, π first reads Z into z , and returns *true* if the expected value is there, but the desired value is also the same as the expected value (Line 29); of course, it returns *false* if the the expected value is not there (Line 28). In order to ensure progress to writers, π next calls `help_write` (Line 30), and finally attempts to execute its CAS operation on Z (Line 31). If the CAS on Line 31 succeeds, then π has successfully updated the value from *expected* to *desired* and thus returns *true*. Otherwise, we know that the value of Z has changed from z ; however, it is possible that $Z.value$ has remained constant and equal to *expected* throughout the run. In particular, Z may have only changed because a writer successfully overwrote *expected* with *expected*, thereby incrementing $Z.seq$ and flipping $Z.mark$. Thus, rather than return *false*, π tries again (Line 26). Importantly, the CAS on Line 31 cannot fail for the same reason a second time in a row unless the value in $Z.value$ changed from *expected* some time during π 's execution of the current operation. The reason has to do with the check on Line 17 of `store`. Thus, if the second attempt fails, π is guaranteed that $Z.value$ was not constantly *expected* throughout the interval of its operation, and can thus safely return *false* (Line 33).

To conclude, we make the following observations about the algorithm. The marked bits are key to the helping. Initially, when there is no pending write, the marked bits match. The marked bits can only get mismatched when a new write is installed, at which point the write is pending. The marked bits can only get re-matched when the pending write is successfully transferred to Z . In particular, this implies that the (pointer-valued) value of W cannot change while a write is pending.

We summarize the result in the following theorem. We outline the theorem's proof in the supplementary material.

Theorem 3.3. *The big atomic object described in Algorithm 3 has linearizable loads, stores, and CASes. Furthermore for n big atomics each of size k , and p processes, all operations take $O(k)$ time, and the total memory usage is $3nk + O(n + p(p + k))$.*

Proof sketch. The value of the object is initially $Z.value$, because it is initialized that way. In order to prove that this remains the case, and that the operations are linearizable, we identify the linearization points of each operation below:

1. A `load` operation linearizes at the point at which $Z.load()$ on Line 11 linearizes.
2. The linearization point of a `store(desired)` operation depends on the execution of the operation. In particular: (1) if the condition in the if-statement on Line 17 evaluates to true, then the operation linearizes at the linearization point of $Z.load()$ on Line 16, when the value of Z is equal to *desired*. (2) if the condition in the if-statement on Line 18 evaluates to true, and the CAS on Line 20 succeeds, then the pointer n to a node with value *desired* is installed in W on Line 20. Furthermore, it is guaranteed that the mark bits in W and Z are become mismatched at the time of the installation. A `store` operation that successfully installs its value in the write-buffer in this way linearizes at the time when this pending write is successfully transferred to Z via a successful CAS at Line 40 by some helping process. This transfer is guaranteed to happen before the `store` operation returns, since the first `help_write` on Line 23 either succeeds, or `help_write` is called again, and the value of Z can change at most once without the pending write transferring, since `cas` operations also perform `help_write` on Line 30. (3) if the condition in the if-statement on Line 18 evaluates to false, or it evaluates to true and the CAS on Line 20 fails, then there is guaranteed to be a pending write some time before the execution of Line 23. In this case, the `store` linearizes immediately before this pending write is successfully transferred to Z (and is therefore missed by all `load` operations, and never actually appears in Z).
3. The linearization point of a `cas` operation also depends on the execution of the operation. In particular: (1) if the `cas` operation returns *false* at Line 28 or *true* at Line 29, then the linearization point is at the load on Line 27. (2) if the CAS operation on Line 31 succeeds, the operation linearizes at the time of this CAS. Note that this CAS can succeed only if $Z.value$ changes from *expected* to *desired* at the time of the CAS. (3) if none of the previous cases occurs, then the `cas` operation must return *false* at Line 33. In this case, we observe that this operation does not change the value of Z via the CAS on Line 31. This type of CAS operation linearizes at the first time after its invocation when $Z.value \neq expected$. Now, it only remains to argue that there is indeed such a time before the `cas` operation returns. Assume to the contrary that the $Z.value = expected$ throughout the execution of the `cas` in question. In that case, it must be the case that the CAS on Line 31 fails twice. Thus, we notice that Z must change at least twice while $Z.value$ remains equal (to *expected*) at each change. Since `cas` operations never change the value of Z (on Line 31) without changing $Z.value$, this must imply that two consecutive installed `store` operations both install *expected* on top of a Z variable whose value is already *expected*. However, this is not possible, since `store` operations check to see if the value they intend to install is different from $Z.value$ (Line 17), and this check cannot fail for both of the installing writes, unless $Z.value$ is something other than *expected* at some point in the interval of the `cas` in question.

The proof of linearizability is concluded, since we have been able to identify a linearization point for every operation. □

4 Inlined Hash Table with Big Atomics

Here we describe our inlined lock-free hash table. We first describe the version without inlining. We start with a standard hash-table using separate chaining—each bucket points to an unsorted linked list of key-value pairs. Searches simply go down the list until they either find the key, or get to the end of the list. Inserts first search to find if the key is already in the list, and if not they add a new link to the front of the list and use a CAS to swap the new head for the old head, if it has not changed. If the CAS fails, the operation retries. The delete uses path copying. In particular, it first searches the list for the key to delete. If not found, then the operation is done. If found at a link l , then it copies all the links ahead of l in the list, and points the last of these to the link one past l . This splices out the link l without modifying any existing links. Finally, the delete uses a CAS to swap in the new head of the list. If the CAS fails, then the copies are retired and the operation is retried. If the CAS succeeds, the copied links are retired. We use epoch-based memory management to protect the links that are being read.

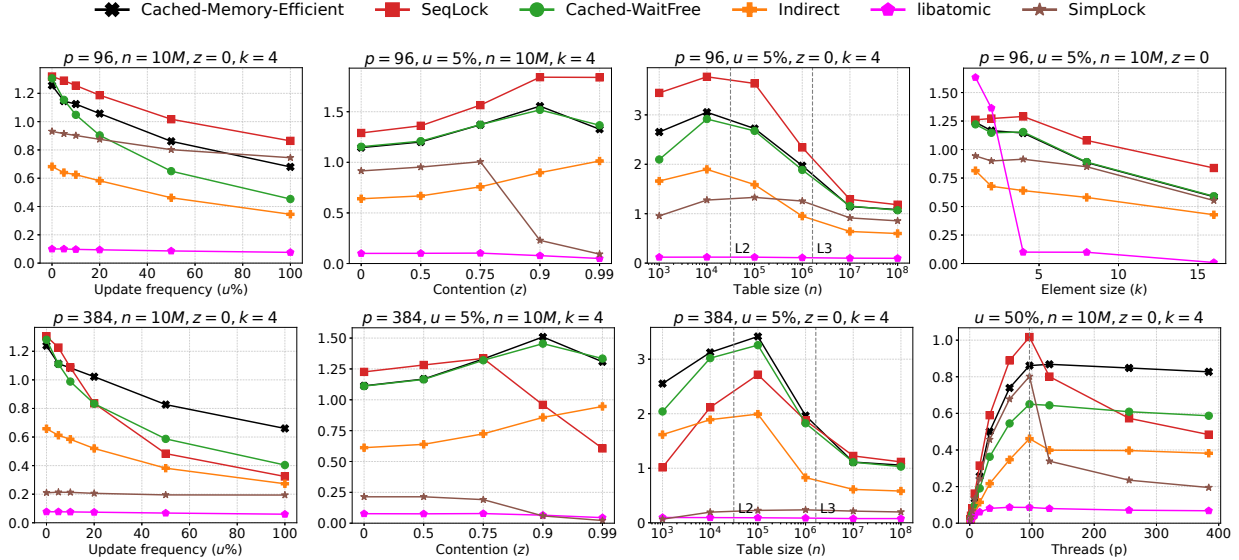


Figure 2: Throughput in billions of operations per second for various big atomic implementations across varying thread counts (p), update frequencies (u), contention parameters (z), table sizes (n), and element size measured in number of words (k).

The inlined version of the hash table simply places the first link directly into the bucket instead of using a pointer. Since the link is a triple of a key, value, and next pointer, and the key and value can be an arbitrary size, this needs to use a big atomic. Also since a bucket could be empty, we need an additional flag to indicate whether the first link is an actual link or empty. We use a bit from the next pointer for this purpose. Note that null and empty pointers in the next pointer have distinct meanings—the first indicates a list of length one, and the second a list of length zero.

There are other ways to take advantage of inlined values in a hash table, such as using linear probing. Linear probing, however, makes it difficult to remove elements concurrently. More sophisticated approaches might be used (e.g., robin hood hashing [31]), but we found this simple approach seems to already give better performance than existing concurrent hash tables that support variable-length keys and values.

5 Benchmarks

We have implemented our big atomics as a C++ library and evaluated them on several sets of benchmarks, one set comparing their performance directly in a simple microbenchmark, and another in which the big atomics are used to implement a chaining hashtable (CacheHash) using the strategy described in Section 4 where the first element of a chain (the majority of elements assuming low load factor) is stored inline in the table. We run our experiments across two different machines, a newer single-socket machine and an older multi-socket machine that still supports HTM. The first machine is a `c7i.metal-24x1` instance from Amazon EC2, which is equipped with an Intel Xeon Platinum 8488C with 48 cores (96 SMT threads), eight-channel DDR5-4800 memory (totalling 192GB), and 105MB of L3 cache. The second machine is equipped with four Intel Xeon E7-8867 v4 totalling 72 cores (144 SMT threads), each with four-channel DDR4-2400 memory (totalling 1TB), and 45MB of L3 cache (per socket). All experiment code is written in C++ and compiled with GCC 13 with optimization level `O3`. We link against the `jemalloc` [17] allocator, and on the multi-socket machine, benchmarks were executed with `numactl -i all` to interleave memory allocations across the sockets. We enabled the Linux `transparent_hugepage` feature which allows the system to allocate larger-than-page-size blocks.

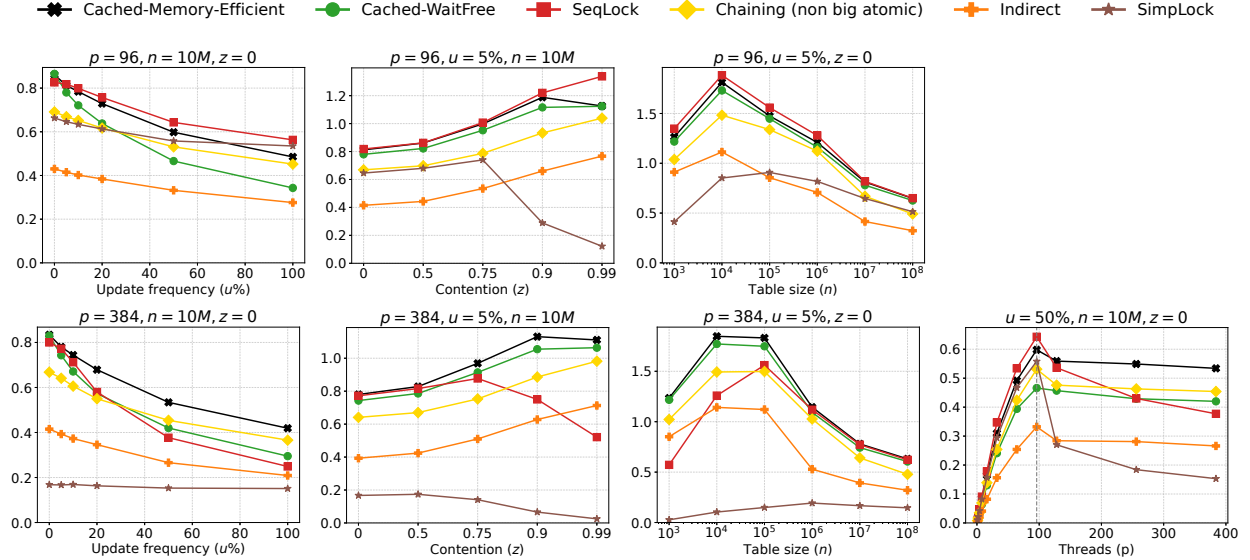


Figure 3: Throughput in billions of operations per second for our CacheHash hashtable implementations with big atomics and a separate-chaining baseline that does not use big atomics across varying thread counts (p), update frequencies (u), contention parameters (z) and table sizes (n).

5.1 Big atomic microbenchmarks

We first benchmark the performance of our big atomic implementations against several baselines. The baseline implementations include (1) a SeqLock (*SeqLock*), (2) an atomic pointer to a heap-allocated value (*Indirect*), (3) an external lock pool (*SimpLock*), and (4) `std::atomic`. The `std::atomic` used by GCC compiles to hardware atomic operations for up to two words, and uses the GNU libatomic library on Linux for larger sizes, which is based on using a small number of shared on locks. We benchmark our implementations of the vanilla wait-free big atomic from Section 3.1 (*Cached-WaitFree*) and our lock-free memory-efficient big atomic from Section 3.2 (*Cached-Memory-Efficient*).

Our microbenchmark implements a map from the integers $(0, \dots, n - 1)$ to values. It is implemented as an array of elements, each a big atomic containing a full/empty flag, and a value (array of integers). A find does a atomic load of the element, and returns the value if full. An insert does a load, and if empty does a CAS to try to swap in the value. A delete does a load, and if full tries to empty with a CAS. We measure the number of operations executed across all threads in billions of operations per second (Bop/s). The parameter space of our benchmarks ranges over p : the number of threads, n : the number of big atomics, u : the percentage of updates (equal mix of inserts and deletes), z : a Zipfian [13] parameter controlling the contention (chosen between 0 = uniformly random, and 1 = every operation always selects the same big atomic), and w : the size of the element held by the big atomic (flag+value) measured in 64-bit machine words. We align the elements at 64-byte boundaries so even 1-word values do not fit in cache at $n = 10$ Million.

We report on eight benchmarks in Figure 2. These are all for the single-socket (48 core) machine. Each graph corresponds to varying one parameter while holding the others fixed. Six correspond to varying u , z and n each for two values of p , one without oversubscription ($p = 96$, and one with oversubscription $p = 4 \times 96 = 384$). One corresponds to varying w and one corresponds to varying p . The defaults are $n = 10$ Million, $z = 0$ (uniform), $u = 5\%$, and $w = 4$ (i.e., 32 bytes).

Varying u . The first pair of benchmarks (the two on the left) vary u , the update rate, from 0% (read only) to 100% (update only). We run this both without oversubscription ($p = 96$) and with oversubscription ($p = 384$). Without oversubscription SEQLOCK perform the best, and up to 20% better than Cached-Memory-Efficient at 100% update. Our algorithms need to install both indirect and a cached version on updates and therefore overhead is higher for higher update rates. The Cached-WaitFree has a particularly

high overhead due to the cost of memory management and the fact that there are enough backup nodes that they do not fit in the last-level cache. The INDIRECT algorithm performs around twice as bad as the others, as would be expected since each access involves two cache misses instead of one. Indeed, compared to SEQLOCK it is more than twice as bad due to the additional cost of memory management. The SIMPLOCK performs worst at low updates since it requires locks on both loads and updates while the SEQLOCK, Cached-WaitFree, and Cached-Memory-Efficient have low overheads for loads. At 100% updates, SIMPLOCK slightly outperforms Cached-Memory-Efficient. The libatomic implementation performs badly across the whole range, as it does in the rest of our experiments. This is due to their use of a very small set of shared locks causing very high contention.

With oversubscription the story noticeably changes. Here SEQLOCK significantly suffers at higher updates, being about twice as slow as Cached-Memory-Efficient at 100% updates. As with other lock-based algorithms this is due to threads being descheduled while holding the lock and blocking other threads from making progress, or creating additional overhead for thread switches. The SIMPLOCK algorithm performs badly at low and high update rates since it takes locks for both loads and updates, while SEQLOCK only takes locks on updates. We note that the lock-free algorithms (Cached-Memory-Efficient, Cached-WaitFree, and INDIRECT) all perform very similarly with and without oversubscription.

Varying z . The second pair of benchmarks controls z , the contention, from 0 (uniform) to 0.99 (very high contention). As z increases, contention becomes high, but so does the number of machine cache hits, which can therefore sometimes counter-intuitively improve performance. Without oversubscription SEQLOCK and our cached structures perform similarly (within 10% or so) until the highest values of z , at which point the SEQLOCK has noticeably better performance. This is likely because SEQLOCK has less to do on an update and update contention becomes high at $x = .99$, even though $u = 5\%$, since a large percentage of the operations are hitting a single location. SIMPLOCK’s performance drops dramatically at high contention due locks being required on both the loads and updates making contention extremely high.

With oversubscription, again, the story changes. As expected, the lock-free algorithms are hardly affected, and the locked-based ones are dramatically affected. Although SEQLOCK is about 8% faster than Cached-Memory-Efficient with a uniform distribution (and hence almost no contention), it has 1/2 the performance at high contention.

Varying n . The third pair of benchmarks varies n , the table size. We note that at small n the contention becomes higher causing lower performance, but at large n the data no longer fits in cache, also causing lower performance. This is true for all the algorithms. We have marked on the graphs the approximate points at which the data no longer fits within the level 2 (L2) and level 3 (L3) cache of the machine. We also note that overhead due to various tests and non-cache-miss causing instructions becomes more important at smaller sizes where the cost is not dominated by the memory traffic. Given this, SEQLOCK does particularly well compared to others at small table sizes when not oversubscribed (up to 25% better) since its overheads are low. On the other hand, at larger sizes SEQLOCK and Cached-Memory-Efficient perform similarly since the number of cache misses are similar.

With oversubscription, the effect is inversed. In particular SEQLOCK performs more than a factor of two worse than Cached-Memory-Efficient at small size due to the contention on a smaller number of entries. At larger sizes the performance becomes similar, but now because SEQLOCK has almost no contention causing no conflicts that could potentially delay other threads.

Varying w . The next benchmark (top right) varies the element size from 1 word (8 bytes) to 16 words (128 bytes). Unsurprisingly here, libatomic takes its first and only convincing victory at $w = 1$ since the operations compile into machine instructions (a single-word read or single-word compare-exchange). At $w = 2$, libatomic very marginally outperforms the competition since it can use a hardware-available double-width compare-exchange, though this is a bit slower than a single-word compare-exchange. Beyond this point libatomic retakes its place at dead last. All scale reasonably well to sizes that require multiple cache lines. We note that for 128 bytes all the implementations require touching at least three cache lines—two for the data, and at least one for the meta-data (version count, backup pointer, etc.).

Varying p . The final benchmark controls p , the number of threads, scaling from 1 up to 384, which is four times the number of SMT threads of the machine. A vertical line depicts the number of SMT threads (96), beyond which is at oversubscription. The experiments show that even at mild oversubscription the lock-based algorithms suffer. The lock-free algorithms are mostly flat going into oversubscription. Although it is hard to read the performance at one thread due to the scale, we note that both SEQLOCK and Cached-Memory-Efficient get around 50x speedup on 48 cores (96 threads).

5.2 Chaining hashtable with inlining benchmarks

Our next benchmark compares the performance of a separate-chaining hashtable with one that is implemented using big atomics to inline the first element of a chain, as described in Section 4. We include a baseline implementation, CHAINING, which implements the same algorithm but *without* inlining the first element using a big atomic. We compare the performance of the same big atomics as in the microbenchmark, excluding libatomic since it was always strictly the worst.

The benchmark loop is similar to our first benchmark set. We create a hashtable of size n storing eight-byte keys and eight-byte values (so the chain nodes which are stored in the big atomics are 24 bytes in total, since they store the key, value, and a pointer to the next link in the chain), then each of p threads repeatedly chooses a random key from a Zipfian distribution with parameter z and randomly performs a find, insert, or delete. Insert and delete are performed $u\%$ of the time, choosing uniformly between the two, with find happening otherwise $(100 - u)\%$ of the time. We report results using the same cross section of parameters to allow for the direct comparison between the performance of the big atomics on their own and their performance when used as a building block for a hashtable. We use a load factor of one, with the size rounded to the next power of two. The results are shown in Figure 3 on the single-socket (48-core) machine.

Overall the performance using the different big-atomic strategies looks similar to the microbenchmarks. The differences among the algorithms are not quite as large, however, since there are other overheads in the hash tables. In particular we note that Cached-Memory-Efficient is now even closer in performance to SEQLOCK when not oversubscribed, while SEQLOCK still crashes in performance with oversubscription.

With and without inlining. We now focus on how the the big atomic versions differ from CHAINING, where the first link is not inlined. In general the SEQLOCK and Cached-Memory-Efficient outperform CHAINING by between 10% and 35%. This is due to the reduced number of cache line accesses since the value is often found in the first link. We note, however, that CHAINING does not always require an extra cache-line access since if a find searches a bucket that is empty, all versions will only have one memory access (i.e., none have to follow a link). CHAINING does significantly better than SEQLOCK under oversubscription as with the microbenchmarks. Importantly Cached-Memory-Efficient always does better than CHAINING, and often significantly so.

Cached-WaitFree does better than CHAINING for lower update rates ($< 20\%$) but does worse at higher rates. This is due to the high cost of memory management require by Cached-WaitFree, as discussed in the microbenchmarks. At high update rates even SIMPLOCK does better than CHAINING

The relative performance of all methods does not change much depending on size. There, however, seems to be a larger performance drop for the smallest size than there was for the microbenchmark. This is likely due to the fact that operations on each slot are more expensive (possibly following multiple pointers in the linked list) so the contention when using a small number of buckets is higher.

5.3 Comparison to existing open-source hashables

To put the benchmarks of Section 5.2 into perspective, we performed the same experiments on a wide set of open-source concurrent hashables. We compared `boost::concurrent_flat_map` (*Boost*), `libcuckoo`, Facebook's `folly::ConcurrentHashMap` (*Folly*), Intel's `tbb::concurrent_hash_map` (*TBB*), `seq::concurrent_map`, and `parallel_hashmap` (which is built on top of Google's Abseil's hash tables).

These hash tables are growable, but for a fair comparison we initialize them to the final size so they do not grow during the experiments. These tables also support more general types, but we apply them to 64-bit integer keys and values. Since our implementation is more limited it is expected that their performance is not necessarily as strong as our implementations. The goal of these comparisons is to (1) assess the benefits

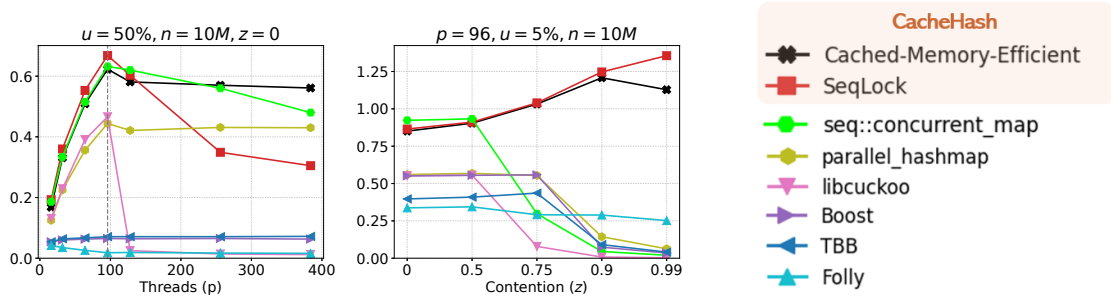


Figure 4: Throughput in billions of operations per second for two of our CacheHash hashtables versus existing open-source concurrent hashtables across varying thread counts (p) and contention parameters (z).

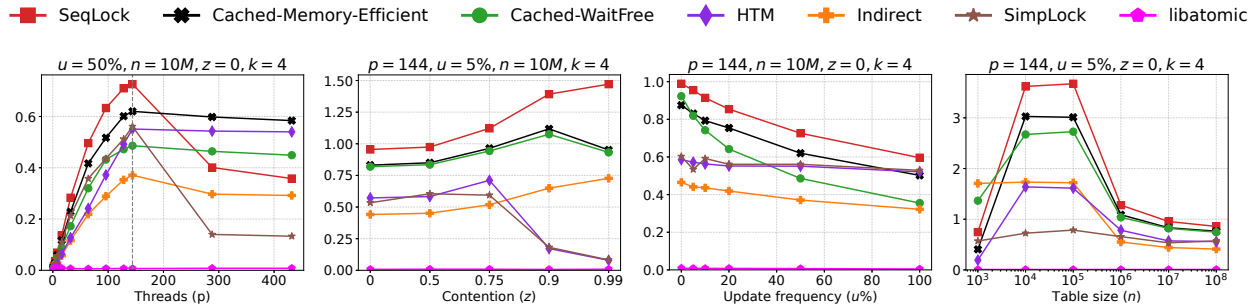


Figure 5: Throughput in billions of operations per second for various big atomic implementations including hardware transaction memory (HTM) on an older four-socket machine across varying thread counts (p), contention (z), update frequency (u), and table size (n).

of the big-atomic-based hashtable when keys/values are trivially copyable, which is common, and (2) to measure the amount of room for improvement that one could hope to obtain *in the best case* compared to existing implementations.

Our results are depicted in Figure 4 on a single-socket (48-core) machine. Our CacheHash implementations based on SeqLocks and Cached-Memory-Efficient consistently perform the best across almost all parameter choices, with the SeqLock implementation falling behind under oversubscription as usual. Of the open-source tables, there is no implementation that consistently performs the best; the best or near-best implementation in one workload can be the worst or near worst in another. At low contention, `seq::concurrent_map` scales as well as our best table based on Cached-Memory-Efficient. However, at high contention, it becomes the second-worst of all the tables, beating only `libcuckoo`, which is the second-best for low contention and low thread counts, but the worst otherwise. With a high update rate and low contention, Folly exhibits the worst performance, but at high contention and low update rate, the best. As a general trend, it is noteworthy that every open-source table tends to lose performance as contention increases, while ours gain performance due to improved cache locality.

5.4 Comparison against HTM

While Intel discontinued hardware transactional memory in 2021, due to security bugs [21], we include some experiments on our older four-socket machine (72 cores) which supports Restricted Transactional Memory (RTM), a form of HTM. Our implementation tries to perform the operation using a hardware transaction ten times before falling back to a spinlock, since RTM in general is not guaranteed to ever succeed. In Figure 5, we show the results of varying the thread count p , the contention parameter z , the update frequency u , and the table size n , using our microbenchmark. With low contention, HTM scales well with the number of threads, but still lags behind Cached-Memory-Efficient at all thread counts. However, we see that as contention increases, HTM’s performance degrades drastically. In particular, as z surpasses 0.75

its performance plummets while SeqLock and Cached-Memory-Efficient continue to perform well or even improve. Interestingly, for HTM, the update frequency (u) barely affects the performance, while most other methods lose performance as u increases. Nonetheless, HTM still can not outperform the other methods even at the highest value of u (100% updates). As we vary the table size n , HTM performs up to a factor of 2 worse than our big atomics, with a smaller gap once the data is too big to fit in cache.

5.5 Memory Usage

The memory used by all implementations is limited to the big-atomic structures themselves and, for those that have indirect values, the memory for the indirect structures. The bounds given in Table 1 therefore translate to the practical implementation as well, although the constants in the big-O need to be filled in. Here we specify them for our implementation. INDIRECT uses $n(k+1) + c_h p(p+k)$, SIMPLOCK uses $n(w+1)$, SEQLOCK uses $n(w+1)$, Cached-WaitFree uses $2n(k+2) + c_h p(p+k)$, and Cached-Memory-Efficient uses $n(k+2) + c_h p(p+k)$. Here c_h is a parameter used in the hazard pointer collector and can be tuned (raising it will speed up the implementation due to less frequent collection). Experimentally, a value for c_h that makes the cost of collection negligible is one such that there are around one thousand garbage elements per thread. Therefore one can consider the $c_h p(p+k)$ term as $\leq p * 1000$. For modestly large n this is a low-order term.

6 Conclusion and Future Work

In this paper, we have highlighted big atomics—a useful primitive that has largely been overlooked. In particular, we designed and studied efficient algorithms for big atomics, contrasted the empirical performance of implementations across the design space of lock-free, lock-based, and HTM-based variants, and underscored the usefulness of these primitives in higher-level concurrent algorithms through the design and evaluation of the CacheHash hash table. The study shows that the SeqLock-based implementation performs very well, however, it falters under oversubscription. Ultimately, the lock-free algorithm based on an inlined fast-path, Cached-Memory-Efficient, prevailed as the best alternative across workloads—nearing the performance of SEQLOCK in undersubscribed experiments, but sustaining near-peak performance to high-levels of oversubscription.

Through the design of CacheHash, we demonstrated that the benefits of efficient big atomic primitives are tangible in higher level applications. Along with outperforming the chaining hash table baseline, CacheHash—which enhances chaining with the use of big atomics to reduce indirection in most hash buckets—performed favorably when compared to state-of-the-art concurrent hash tables. We believe these performance gains due to big atomics are valuable, and are thus working on the design of a fully general hash table that builds on this idea.

We expect there are further improvements that can be made to the implementation of big atomics, and more applications that can be identified that would be simplified or improved by using them.

Acknowledgement

This work was supported by NSF Grant CCF-2119352.

References

- [1] AGHAZADEH, Z., GOLAB, W., AND WOELFEL, P. Making objects writable. In *ACM Symposium on Principles of Distributed Computing (PODC)* (2014).
- [2] ANDERSON, J., AND MOIR, M. Universal constructions for large objects. *IEEE Transactions on Parallel and Distributed Systems* 10, 12 (1999).
- [3] ATTIYA, H., BEN-BARUCH, O., AND HENDLER, D. Nesting-safe recoverable linearizability: Modular constructions for non-volatile memory. In *ACM Symposium on Principles of Distributed Computing (PODC)* (2018).
- [4] BASHARI, B., CHAN, D. Y. C., AND WOELFEL, P. A Fully Concurrent Adaptive Snapshot Object for RMWable Shared-Memory. In *International Symposium on Distributed Computing (DISC)* (2024), vol. 319.
- [5] BASHARI, B., JAMADI, A., AND WOELFEL, P. Efficient bounded timestamping from standard synchronization primitives. In *ACM Symposium on Principles of Distributed Computing (PODC)* (2023).
- [6] BEN-DAVID, N., BLELLOCH, G., AND WEI, Y. Lock-free locks revisited. In *ppopp* (2022).
- [7] BENCIVENGA, D., GIAKKOUPIS, G., AND WOELFEL, P. Faster randomized repeated choice and dcas. In *ACM Symposium on Principles of Distributed Computing (PODC)* (2024).
- [8] BERNSTEIN, P. A., AND GOODMAN, N. Multiversion concurrency control - theory and algorithms. *ACM Trans. Database Syst.* 8, 4 (Dec. 1983), 465–483.
- [9] BLELLOCH, G. E., AND WEI, Y. Concurrent fixed-size allocation and free in constant time, 2020.
- [10] BLELLOCH, G. E., AND WEI, Y. LL/SC and Atomic Copy: Constant Time, Space Efficient Implementations Using Only Pointer-Width CAS. In *International Symposium on Distributed Computing (DISC)* (2020).
- [11] BOEHM, H.-J. Can seqlocks get along with programming language memory models? In *ACM SIGPLAN Workshop on Memory Systems Performance and Correctness* (2012).
- [12] BRONSON, N., AND SHI, X. Open-sourcing fl4 for faster, more memory-efficient hash tables, 2019.
- [13] COOPER, B. F., SILBERSTEIN, A., TAM, E., RAMAKRISHNAN, R., AND SEARS, R. Benchmarking cloud serving systems with YCSB. In *Proc. 1st ACM Symposium on Cloud Computing* (2010), pp. 143–154.
- [14] DAVID, T., GUERRAOU, R., AND TRIGONAKIS, V. Asynchronized concurrency: The secret to scaling concurrent search data structures. In *Proceedings of the Twentieth International Conference on Architectural Support for Programming Languages and Operating Systems* (New York, NY, USA, 2015), ASPLOS '15, Association for Computing Machinery, p. 631–644.
- [15] DIACONU, C., FREEDMAN, C., ISMERT, E., LARSON, P.-A., MITTAL, P., STONECIPHER, R., VERMA, N., AND ZWILLING, M. Hekaton: SQL server’s memory-optimized oltp engine. In *ACM SIGMOD International Conference on Management of Data (SIGMOD)* (2013), pp. 1243–1254.
- [16] ELLEN, F., AND WOELFEL, P. An optimal implementation of fetch-and-increment. In *Distributed Computing* (2013), Y. Afek, Ed., Springer Berlin Heidelberg, pp. 284–298.
- [17] EVANS, J. *Scalable memory allocation using jemalloc*, 2019 (accessed November 5, 2019). <https://www.facebook.com/notes/facebook-engineering/scalable-memory-allocation-using-jemalloc/480222803919>.
- [18] FRASER, K. Practical lock-freedom. Tech. rep., University of Cambridge, Computer Laboratory, 2004.
- [19] GOOGLE. Abseil: C++ library, 2023.

- [20] GOYAL, M., FAN, B., LI, X., ANDERSEN, D. G., , AND KAMINSKY, M. libcuckoo, 2022.
- [21] HALFACREE, G. Intel sticks another nail in the coffin of tsx with feature-disabling microcode update, 2021.
- [22] HEMMINGER, S. Fast reader/writer lock for gettimeofday 2.5.30. linux kernel mailing list. <https://lwn.net/Articles/7388/>, 2012.
- [23] HERLIHY, M., LUCHANGCO, V., MOIR, M., AND SCHERER, W. N. Software transactional memory for dynamic-sized data structures. In *podc* (2003).
- [24] HERLIHY, M., AND MOSS, J. E. B. Transactional memory: architectural support for lock-free data structures. *SIGARCH Comput. Archit. News* 21, 2 (1993).
- [25] HERLIHY, M., AND SHAVIT, N. *The Art of Multiprocessor Programming, Revised Reprint*, 1st ed. Morgan Kaufmann Publishers Inc., San Francisco, CA, USA, 2012.
- [26] INTEL. Intel onetbb, 2023.
- [27] JAYANTI, P. A complete and constant time wait-free implementation of cas from ll/sc and vice versa. In *Proceedings of the 12th International Symposium on Distributed Computing* (Berlin, Heidelberg, 1998), DISC '98, Springer-Verlag, p. 216–230.
- [28] JAYANTI, P., JAYANTI, S., AND JAYANTI, S. Durable Algorithms for Writable LL/SC and CAS with Dynamic Joining. In *International Symposium on Distributed Computing (DISC)* (2023).
- [29] JAYANTI, P., AND PETROVIC, S. Efficiently implementing a large number of ll/sc objects. In *Conf. on Principles of Distributed Systems (OPODIS)* (2005).
- [30] JAYANTI, S., TARJAN, R. E., AND BOIX-ADSERÀ, E. Randomized concurrent set union and generalized wake-up. In *ACM Symposium on Principles of Distributed Computing (PODC)* (New York, NY, USA, 2019), Association for Computing Machinery.
- [31] KELLY, R., PEARLMUTTER, B. A., AND MAGUIRE, P. Concurrent robin hood hashing. In *Conf. on Principles of Distributed Systems (OPODIS)* (2018), J. Cao, F. Ellen, L. Rodrigues, and B. Ferreira, Eds., vol. 125 of *LIPICs*, Schloss Dagstuhl - Leibniz-Zentrum für Informatik, pp. 10:1–10:16.
- [32] LAMETER, C. Effective synchronization on linux/numa systems. In *Proc. of the Gelato Federation Meeting* (2005).
- [33] LI, X., ANDERSEN, D. G., KAMINSKY, M., AND FREEDMAN, M. J. Algorithmic improvements for fast concurrent cuckoo hashing. In *ACM European Conference on Computer Systems (EuroSys)* (New York, NY, USA, 2014), EuroSys '14, Association for Computing Machinery.
- [34] LIM, H., KAMINSKY, M., AND ANDERSEN, D. G. Cicada: Dependably fast multi-core in-memory transactions. In *ACM SIGMOD International Conference on Management of Data (SIGMOD)* (2017), p. 21–35.
- [35] MICHAEL, M. Hazard pointers: safe memory reclamation for lock-free objects. *IEEE Transactions on Parallel and Distributed Systems* 15, 6 (2004), 491–504.
- [36] MICHAEL, M. M. Practical lock-free and wait-free ll/sc/vl implementations using 64-bit cas. In *International Symposium on Distributed Computing (DISC)* (2004).
- [37] MICHAEL, M. M., WONG, M., MCKENNEY, P., HUNTER, A., HOLLMAN, D. S., BASTIEN, J., BOEHM, H., GOLDBLATT, D., BIRBACHER, F., AND STEARN, M. Hazard pointers for c++26, 2023. <https://www.open-std.org/jtc1/sc22/wg21/docs/papers/2023/p2530r3.pdf>.
- [38] MUÑOZ, J. M. L. Inside boost::concurrent_flat_map, 2023.

- [39] NADERI-SEMIROMI, F., AND WOELFEL, P. Strongly linearizable ll/sc from cas. In *ACM Symposium on Principles of Distributed Computing (PODC)* (2024).
- [40] NATARAJAN, A., AND MITTAL, N. Fast concurrent lock-free binary search trees. In *ppopp* (2014).
- [41] NEUMANN, T., MÜHLBAUER, T., AND KEMPER, A. Fast serializable multi-version concurrency control for main-memory database systems. In *ACM SIGMOD International Conference on Management of Data (SIGMOD)* (2015), pp. 677–689.
- [42] PORTS, D. R. K., AND GRITTNER, K. Serializable snapshot isolation in PostgreSQL. *Proc. of the VLDB Endowment* 5, 12 (Aug. 2012), 1850–1861.
- [43] REED, D. Naming and synchronization in a decentralized computer system. Tech. Rep. LCS/TR-205, EECS Dept., MIT, Sept. 1978.
- [44] REINDERS, J. *Intel Threading Building Blocks*, first ed. O’Reilly & Associates, Inc., USA, 2007.
- [45] SULLIVAN, M. J. *Low-level Concurrent Programming Using the Relaxed Memory Calculus*. PhD thesis, Carnegie Mellon University, 2017. CMU-CS-17-126.
- [46] WU, Y., ARULRAJ, J., LIN, J., XIAN, R., AND PAVLO, A. An empirical evaluation of in-memory multi-version concurrency control. *Proceedings of the VLDB Endowment (PVLDB)* 10, 7 (Mar. 2017), 781–792.