

TempoGPT: Enhancing Temporal Reasoning via Quantizing Embedding

Haochuan Zhang
School of Automation
Central South University
Changsha, China
244607004@csu.edu.cn

Chunhua Yang
School of Automation
Central South University
Changsha, China
yhh@csu.edu.cn

Jie Han*
School of Automation
Central South University
Changsha, China
hanjie@csu.edu.cn

Liyang Qin
School of Automation
Central South University
Changsha, China
qly520@csu.edu.cn

Xiaoli Wang
School of Automation
Central South University
Changsha, China
xlwang@csu.edu.cn

ABSTRACT

Multi-modal language model has made advanced progress in vision and audio, but still faces significant challenges in dealing with complex reasoning tasks in the time series domain. The reasons are twofold. First, labels for multi-modal time series data are coarse and devoid of analysis or reasoning processes. Training with these data cannot improve the model’s reasoning capabilities. Second, due to the lack of precise tokenization in processing time series, the representation patterns for temporal and textual information are inconsistent, which hampers the effectiveness of multi-modal alignment. To address these challenges, we propose a multi-modal time series data construction approach and a multi-modal time series language model (TLM), TempoGPT. Specially, we construct multi-modal data for complex reasoning tasks by analyzing the variable-system relationships within a white-box system. Additionally, proposed TempoGPT achieves consistent representation between temporal and textual information by quantizing temporal embeddings, where temporal embeddings are quantized into a series of discrete tokens using a predefined codebook; subsequently, a shared embedding layer processes both temporal and textual tokens. Extensive experiments demonstrate that TempoGPT accurately perceives temporal information, logically infers conclusions, and achieves state-of-the-art in the constructed complex time series reasoning tasks. Moreover, we quantitatively demonstrate the effectiveness of quantizing temporal embeddings in enhancing multi-modal alignment and the reasoning capabilities of TLMs. Code and data are available at <https://github.com/zhanghaochuan20/TempoGPT>.

KEYWORDS

Large language model; Time series reasoning; Multi-modal language model; Multi-modal dataset

1 INTRODUCTION

Multi-modal language models can leverage the robust semantic understanding and reasoning capabilities of large language models (LLMs) to facilitate the processing of diverse modalities and support multiple downstream tasks [1–5]. Time series data, a ubiquitous form of modal information, is essential in numerous domains, such

as anomaly detection [6], medical diagnosis [7], and financial economics [8]. Consequently, numerous researchers aim to take use of LLMs to improve the effectiveness of time series analysis [9–11].

However, as illustrated in Figure 1, when introducing the reasoning capabilities of LLMs to the time series domain, while multi-modal time series language models (TLMs) perform well on trend-related tasks, they underperform in complex reasoning tasks and struggle to effectively utilize LLMs’ reasoning capabilities [12]. Despite extensive research on TLMs and numerous efforts to leverage advanced model frameworks and training methods, the performance of TLMs in time series reasoning has yet to show significantly improvement [13]. This indicates that it is necessary to identify and address the fundamental issues underlying the limitations of TLMs in complex reasoning tasks.

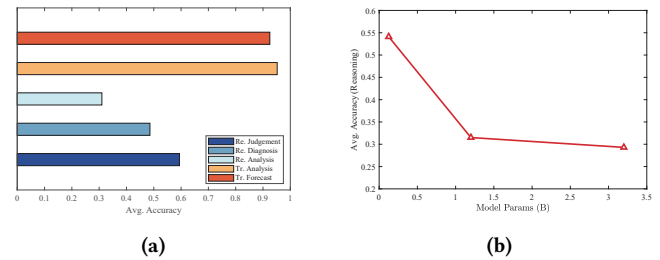


Figure 1: (a) TLMs perform well in tasks related to trend (Tr.) but poorly in tasks involving complex reasoning (Re.). (b) as the model size increases, the performance of TLMs deteriorates on reasoning tasks.

By analyzing the crucial technologies in constructing TLMs, there are two significant challenges. **1) Multi-modal data.** The community lacks high-quality multi-modal time series data as the foundation for training TLMs [14–17]. Most datasets use basic classification labels, such as diagnoses like "sinus rhythm" and "sinus irregularity" in electrocardiogram (ECG) data [18]. Those datasets lack a thorough analysis of complex relationships, such as those between variables and between variables and physical systems [19]. Training with those data turns TLMs into classifiers, rather than improving their semantic understanding and reasoning

*Jie Han is the Corresponding Author.

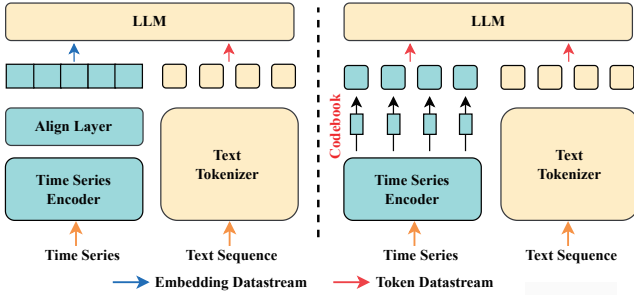


Figure 2: On the left side of the diagram, due to the lack of temporal tokenizers, TLMs process inputs with inconsistent representation patterns. On the right side of the diagram, proposed TempoGPT quantizes temporal embeddings with a predefined codebook, ensuring a precise tokenization and consistent representation pattern.

capabilities. 2) **Multi-modal alignment.** As shown in the left side of Figure 2, unlike text sequences where individual words can be tokenized into discrete tokens [20], temporal representation methods lack precise tokenization techniques due to the absence of inherent semantic information in time series data points and the infinite variability of patches [21]. Those limitations result in inconsistent representation patterns for textual and temporal information in TLMs. As Figure 1 illustrates, while this issue has minimal impact on basic time series analysis tasks for TLMs, it poses challenges when strong multi-modal alignment and reasoning capabilities are required.

To effectively address the challenges faced by TLMs in complex reasoning tasks, it is crucial to tackle the aforementioned issues. Considering the significance of multi-modal data involving complex analysis and reasoning processes in improving the reasoning capabilities of TLMs, we advocate for generating time series data within a white-box physical system. In this system, the relationships between variables and the system can be systematically analyzed using rule-based methods and human-in-the-loop strategies, thereby facilitating the creation of comprehensive multi-modal data. Furthermore, considering the potential risks posed by inconsistent information representation patterns to the reasoning capabilities of TLMs, as shown in the right side of Figure 2, we advocate for quantizing temporal embeddings into discrete tokens. This enables a precise tokenization and facilitates the capture of inherent semantic information of time series [22, 23]. These discrete tokens can be integrated into the vocabulary of LLMs and subsequently processed alongside textual tokens by a shared embedding layer, thus achieving a consistent representation pattern with textual information. In this way, temporal information can be better aligned with textual information, thereby enhancing the reasoning capabilities of TLMs.

Based on the above motivations, this paper presents a multi-modal time series data construction method and a multi-modal time series language model, TempoGPT. Our contributions are primarily reflected in the following aspects:

- **Multi-Modal Time Series Data.** We propose a novel multi-modal data construct approach, which enables effective analysis

of variable-system relationships and facilitates the creation of multi-modal data for time series reasoning tasks.

- **Time Series Language Model.** We design a multi-modal time series language model, TempoGPT. TempoGPT quantizes temporal embeddings into discrete tokens and expands the embedding layer to process both temporal and textual tokens, achieving a consistent representation of temporal and textual information.
- **Time Series Reasoning.** Experimentally, TempoGPT achieves state-of-the-art on constructed time series reasoning tasks. Additionally, we extensively analyze the factors that influence the time series reasoning capabilities of TLMs and demonstrate the effectiveness of quantizing temporal embeddings in enhancing multi-modal alignment and reasoning capabilities.

2 RELATED WORK

2.1 Time Series Language Model

The remarkable capabilities of LLMs attract numerous researchers to explore how LLMs’ reasoning capabilities can enhance the effectiveness of time series analysis [24–27].

Initially, LLMs are utilized as innovative tools for specific time series analysis tasks, such as forecasting and classification, by designing specialized encoders and output heads [28–30]. However, these studies do not effectively utilize the natural language processing and reasoning capabilities of LLMs [31, 32]. Subsequently, some studies attempt to utilize the reasoning capabilities of LLMs through alignment or prompt-based methods, without altering the output heads of the LLMs [33–35]. Although prompt-based methods do not add extra components to LLMs, they struggle to scale to multivariate time series analysis due to limit input tokens. Furthermore, challenged with coarse multi-modal data labels, both alignment and prompt-based methods are limited to fundamental time series analysis tasks. Recent studies successfully utilize TLMs to analyze fundamental characteristics of time series [16, 17], such as trend and seasonality. However, research on TLMs in complex time series reasoning tasks is insufficient, and their performance is currently suboptimal [12].

2.2 Multi-modal Alignment

Multi-modal alignment methods, such as BLIP-2 [36] and CLIP [37], are widely studied in the visual domain, and demonstrate outstanding performance [38–40]. By emulating alignment methods from the visual domain, researchers achieve notable effectiveness in specific time series analysis tasks. However, they struggle to scale these methods to complex reasoning tasks, which place high demands on multi-modal alignment and the reasoning capabilities of TLMs [12, 41]. Observing inconsistencies in the representation patterns between temporal and textual information, some studies utilize quantization-based methods to tokenize temporal embeddings and unify the representation pattern [22, 42]. These studies primarily concentrate on specific tasks in time series analysis, where the extraction of temporal information is more critical than multi-modal alignment, resulting in insignificant benefits from a consistent representation pattern [43]. However, for the time series reasoning tasks that require strong alignment between temporal and textual information, current studies seldom explore whether inconsistent representation patterns hinder TLMs’ reasoning capabilities.

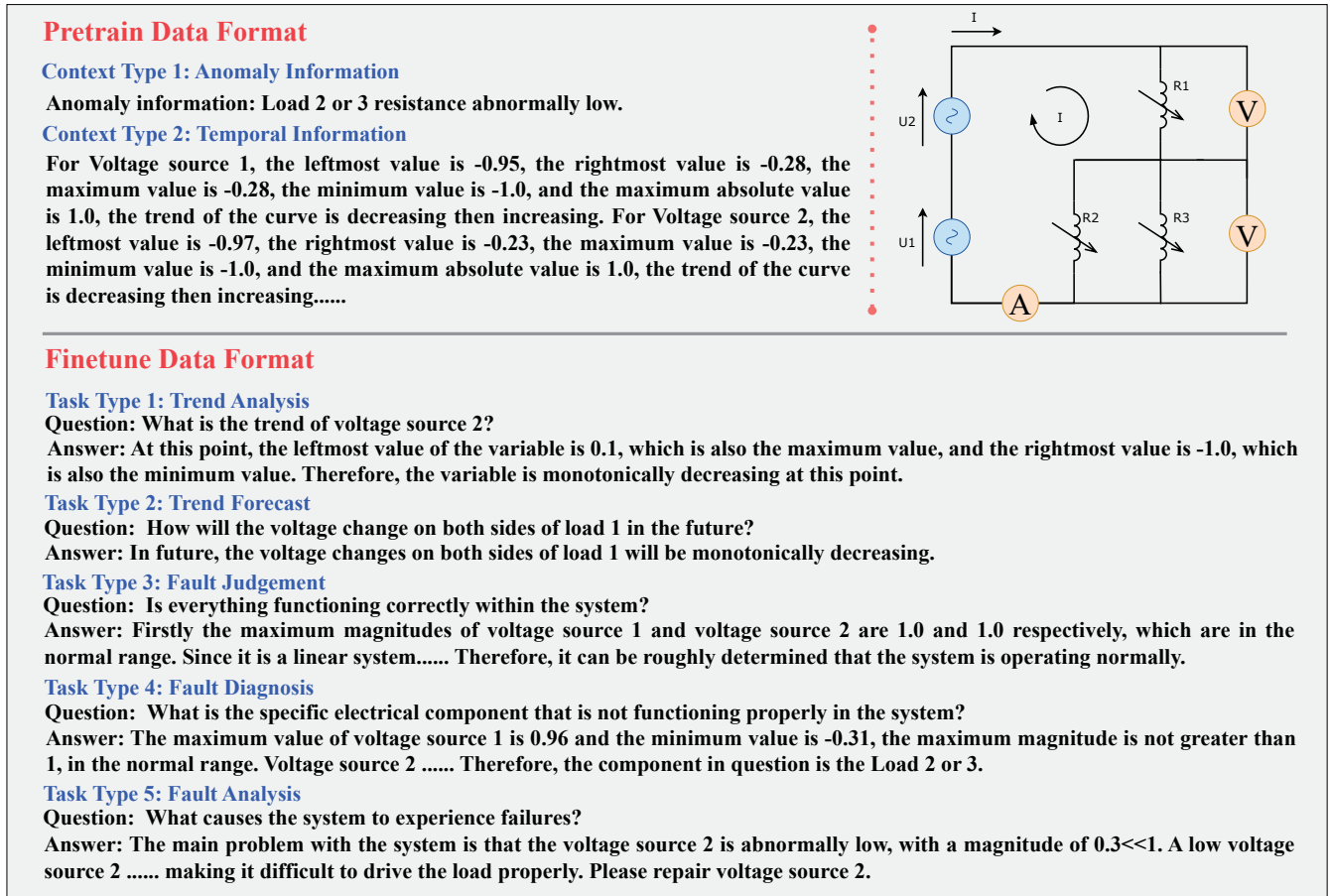


Figure 3: At the top of the diagram, the left side presents the pre-training data components, which include anomaly and temporal information, while the right side presents the electrical simulation model responsible for generating the multi-modal data. On the bottom of the diagram, the construction of fine-tuned data is showcased, primarily comprising two trend-related tasks: trend analysis and trend forecasting; along with three reasoning-related tasks: fault judgment, fault diagnosis, and fault analysis. Due to space limitations, we present detailed data in the Appendix A.

3 MULTI-MODAL DATA GENERATION

Considering the scarcity of multi-modal time series data and the insufficient attention to the complex analysis and reasoning process in time series, we suggest simulating multi-modal data within a white-box system with known mechanisms, generating labels through rule-based and human-in-the-loop approaches, and using ChatGPT [44] to enhance the diversity of the data further ultimately. In this manner, the relationships between time series and physical systems can be effectively explored and analyzed.

Initially, as shown on the right side of Figure 3, a basic linear circuit is constructed. The circuit includes two AC voltage sources with the same maximum amplitude but different phases. There are three loads within the circuit: Load 1 is connected in series in the main loop, while Load 2 and Load 3 are connected in parallel and then in series with Load 1. The voltages across Voltage Source 1 and 2, Load 1, 2, and 3, as well as the current in the main loop, are observable. Additionally, to simulate abnormal operating conditions of the circuit, intrinsic parameters of the components within

the circuit are randomly adjusted within a specific range, such as modifying the maximum amplitude of the voltage sources and the resistance of the loads. Time series data, consisting of six electrical variables, are generated based on the constructed electrical system: the voltage across Voltage Source 1, the voltage across Voltage Source 2, the total electromotive force of the circuit (sum of the voltages of Voltage Source 1 and 2), the voltage across Load 1, the voltage across Loads 2 and 3, and the current in the main loop of the circuit.

Subsequently, we develop a series of templates for textual data to be used in both pre-training and fine-tuning stages. Textual data are derived from these templates by analyzing the generated time series data with rule-based and human-in-the-loop methods. The pre-training data comprise two main components: anomaly information related to electronic components and temporal information concerning the aforementioned six electrical variables. In the fine-tuning stage, we implement a chain-of-thought (CoT) [45] approach to simulate the human reasoning process and develop five types of

time series reasoning tasks: trend analysis, trend forecast, fault judgment, fault diagnosis, and fault analysis. Trend analysis and trend forecast primarily involve the analysis of time series data, while the other three tasks concentrate on exploring the connections between time series and physical systems, as well as the complex reasoning involved. Finally, to enhance the capability of TLMs in instruction following, ChatGPT is tasked with generating more detailed and complex queries based on the ‘Question’ component of the fine-tuning data.

We use the data constructed by the aforementioned method to train the proposed TempoGPT, and test it on five types of time series reasoning tasks to evaluate TempoGPT’s reasoning capabilities.

4 TEMPOGPT

4.1 Architecture

TempoGPT is constructed to achieve a consistent representation pattern between temporal and textual information, and to accomplish complex time series reasoning tasks. As shown in Figure 4, TempoGPT involves three key technologies: 1. quantization encoding; 2. shared embedding layer. 3. large language model.

4.1.1 Quantization Encoding. The purpose of quantization encoding is to tokenize time series into discrete tokens utilizing a predefined encoder and temporal codebook. The encoder, which is based on a weight-sharing 1-D convolutional network, transforms the time series into high-dimensional temporal embeddings. Furthermore, we employ patching and channel-independence techniques to enable the encoder to better represent the temporal information [21]. The codebook consists of a fixed-size set of codewords, where each codeword is represented as a vector in the discrete latent space and is associated with a corresponding token (index) [46]. Each of the aforementioned temporal embeddings is then mapped to the nearest discrete codeword based on the predefined codebook, thereby forming a temporal token. This would provide a precise tokenizer for the processing of time series. Notably, the encoder and temporal codebook in the quantization component can be developed by training a Vector Quantised-Variational AutoEncoder (VQ-VAE), as detailed in [23]. In other words, we load the encoder and codebook of VQ-VAE in the quantization component and freeze these parameters during the subsequent training process of TempoGPT.

Specifically, for a time series $X = (\mathbf{x}_1, \mathbf{x}_2, \dots, \mathbf{x}_M) \in \mathbb{R}^{M \times N}$ with M timestamps and N variables, we firstly encode it into D -dimensional temporal embeddings $X_E = (\mathbf{x}_E^1, \mathbf{x}_E^2, \dots, \mathbf{x}_E^P) \in \mathbb{R}^{P \times N \times D}$, where P is the number of patches of each variable. Subsequently, each embedding vector in X_E is converted into a temporal token using the predefined codebook, forming $X_T \in \{<0>, <1>, <2>, \dots, <K>\}$. Through this process, quantization encoding effectively transforms the input from each patch of every variable into a temporal token.

4.1.2 Shared Embedding Layer. The shared embedding layer functions to extend the LLMs’ embedding layer to process both textual and temporal tokens simultaneously, thereby ensuring a consistent representation pattern for textual and temporal information. Temporal tokens are added to the existing vocabulary of LLMs, and the word embedding matrix is correspondingly expanded to ensure compatibility with the vocabulary.

Assuming the length of the original vocabulary V_0 of the LLM is $|V_0|$, the vocabulary V_1 , consisting of additional temporal tokens and special tokens, has a length of $|V_1|$, and $V_0 \cap V_1 = \emptyset$. The original vocabulary V_0 is expanded by merging it with V_1 to ultimately form V_2 .

$$V_2 = V_0 \cup V_1. \quad (1)$$

While expanding the vocabulary, it is necessary to simultaneously expand the corresponding word embedding matrix to ensure that the dimensions of the vocabulary and the embedding matrix are compatible. Assume that the word embedding matrices corresponding to V_0 , V_1 and V_2 are $W_0 \in \mathbb{R}^{|V_0| \times d}$, $W_1 \in \mathbb{R}^{|V_1| \times d}$ and $W_2 \in \mathbb{R}^{|V_2| \times d}$, respectively, where d is the dimensions of word embedding. According to Eq.2, expand W_0 to derive W_2 .

$$W_2 = [W_0; W_1]. \quad (2)$$

Subsequently, the process of representing information is the same for both text and time series data: initial textual/temporal data is converted into textual/temporal tokens, each of which is mapped to a specific textual/temporal embedding vector through the shared embedding layer. In this way, TempoGPT can represent temporal information by combining a finite set of discrete embedding vectors. Adjusting these finite embedding vectors allows for better alignment of temporal and textual information, which is much more straightforward than representing temporal information in the continuous embedding space.

4.1.3 Large Language Models. Finally, the constructed textual and temporal embedding vectors are fed into the main body of LLMs. LLMs further integrate and process temporal and textual information, ultimately generating the corresponding text response.

TempoGPT aims to explore whether a consistent pattern for temporal and textual representation can enhance performance on time series reasoning tasks, positioning it as a general model framework. Consequently, we study five types of base models in TempoGPT, including GPT-2 (125M) [47], LLaMA-3.2-1B (1.2B) [48], LLaMA-3.2-3B (3.2B) [49], tiny-llama (1.1B) [50], and Phi-2 (2.7B) [51].

4.2 Training

We train TempoGPT on our constructed electrical multi-modal time series dataset through pre-training and fine-tuning stages. The primary goal of TempoGPT during pre-training stage is to align temporal with textual information, while its fine-tuning stage focuses on enabling it to follow user instructions and process complex time series reasoning tasks. We do not discuss the training details of VQ-VAE here, assuming it has already been trained on time series data. For more details, please refer to [23].

4.2.1 Pre-training. During the pre-training stage, only the parameters W of the embedding layer in TempoGPT are adjusted, while the parameters of the remaining parts are frozen. This approach helps preserve LLMs’ inherent capabilities while aligning textual information with temporal information. A sample in the pre-training dataset consists of the pair (X, y) , where X is an input time series with M timestamps and N variables, and y is the corresponding text labels, as shown in Figure 3. The probability of the

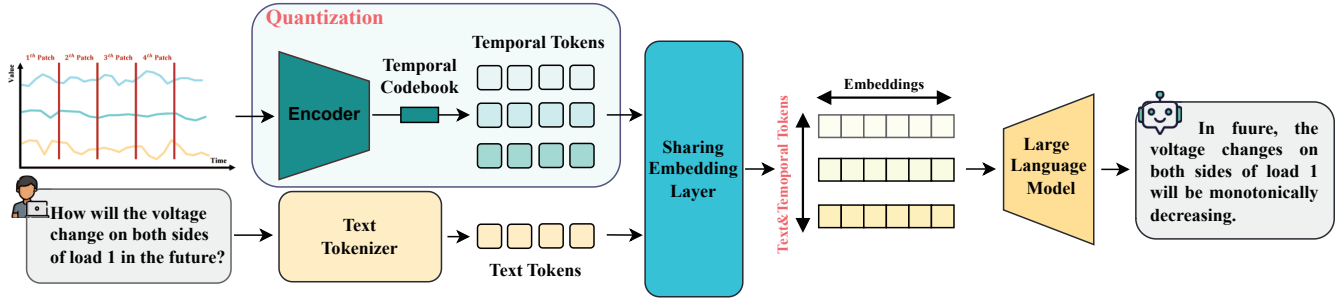


Figure 4: TempoGPT network architecture. TempoGPT employs quantization encoding to tokenize time series into temporal tokens. A shared embedding layer processes these tokens alongside textual tokens to achieve consistent representation pattern and generate corresponding embeddings. These embeddings are then processed by LLMs to generate the final text response.

target response y during the pre-training stage can be calculated as follows:

$$P(y|X) = \prod_{i=1}^{|y|} p_W(y_i|y_{<i}; X). \quad (3)$$

where y_i indicates the i -th token in y ; $|y|$ is the number of tokens in y ; $y_{<i}$ indicates the tokens before y_i in y .

4.2.2 Fine-tuning. During the fine-tuning stage, the embedding layer parameters W and the main body of LLMs' parameters ϵ in TempoGPT are adjusted, which can help TempoGPT better adapt to multiple downstream tasks. Notably, when the base model is GPT-2, we employ full fine-tuning; otherwise, we utilize LoRA (Low-Rank Adaptation) for fine-tuning [52]. Additionally, to enhance the instruction-following capabilities of TempoGPT during the fine-tuning stage, the data sample is constructed as $((X, q), y)$, where q represents the user command, randomly selected from the five types of time series reasoning tasks. The probability of the target response y during the fine-tuning stage can be calculated according to Eq.4

$$P(y|X; q) = \prod_{i=1}^{|y|} p_{(W, \epsilon)}(y_i|y_{<i}; X; q). \quad (4)$$

5 EXPERIMENTS

In this section, we evaluate the time series reasoning capabilities of TempoGPT by addressing the following research questions (RQs):

- **RQ1.** How does TempoGPT perform in time series reasoning tasks?
- **RQ2.** Do TempoGPT's responses exhibit logical coherence?
- **RQ3.** What impact do our innovative components have on TLMs in time series reasoning tasks?
- **RQ4.** What other factors influence the performance of TLMs on time series reasoning tasks?

5.1 Experimental Setup

5.1.1 Dataset. To explore TempoGPT's time series reasoning capabilities, we train it using the constructed multi-modal electrical dataset and evaluate it on five types of downstream tasks: 1) trend analysis; 2) trend forecast; 3) fault judgement; 4) fault diagnosis; 5) fault analysis. Among them, the first two tasks are mainly related

to trend, primarily involving the analysis of time series; the latter three tasks are mainly related to reasoning, involving complex reasoning processes. Detailed descriptions of those data can be found in Section 3.

5.1.2 Evaluation. To systematically evaluate TLMs' performance on time series reasoning tasks, we define three metrics to evaluate their capabilities:

- **Conclusion Accuracy (CA).** CA provides a convenient method to evaluate the time series reasoning capabilities by calculating the proportion of correct conclusions in the responses of TLMs.
- **Logical Reasoning Accuracy (LRA).** Compared to CA, LRA offers a more rigorous evaluation. It only considers responses that accurately perceive time series information and derive correct conclusions from this perceived data as logically correct; all other responses are deemed incorrect.
- **Deception Rate (DR).** DR, which measures the proportion of responses that are conclusion-correct yet logically incorrect, serves as a complement to LRA.

We calculate CA through string matching, while LRA and DR are calculated via manual evaluation. Among the three evaluation metrics mentioned, higher values for CA and LRA are preferable, whereas a lower DR is desirable. For more details about evaluation, please refer to Appendix B.1.

5.1.3 Baseline. Depending on the method of representing time series data, our baseline methods are divided into two categories:

- **Based on Textual Prompt.** We choose GPT-3.5 [53] and GPT-4 [54] as representatives of this approach, which directly converts time series data into textual prompt for input.
- **Based on Continuous Embedding.** These methods represent temporal information within a continuous embedding space, thereby aligning temporal and textual information. Due to the current limitations of research on TLMs in time series reasoning tasks, we adopt the time series encoding methods of advanced TLMs as our baseline, including 1) **Linear-based.** Encoding time series data with linear layers (e.g., GPT4MTS [55]); 2) **Attention-based.** Encoding time series data with multi-head self-attention (e.g., Time-LLM [29]); 3) **MLP-based.** Encoding time series data with Multilayer Perceptron (MLP) (e.g., ChatTS [17]).

Table 1: Conclusion accuracy (%) comparison of different temporal information representation methods in five types of time series reasoning tasks. During the fine-tuning stage, we use full fine-tuning for models based on GPT-2 and LoRA fine-tuning for other models. The values marked with red and blue represent the best and second-best performance, respectively, for each corresponding task. For more experimental results, please refer to the Appendix C.1

Method	Textual Prompt		Continuous Embedding				Discrete Embedding	
	GPT-3.5	GPT-4	GPT-2 (Linear)	GPT-2 (MLP)	GPT-2 (Attention)	LLaMA-3.2-3B (Linear)	TempoGPT (GPT-2)	TempoGPT (LLaMA-3.2-3B)
Trend Analysis	29.8	43.5	99.3	94.4	93.7	88.1	95.8	93.7
Trend Forecast	31.9	52.1	95.2	92.0	87.2	93.6	96.0	95.2
Fault Judgement	\	\	69.7	68.4	42.1	64.5	65.8	65.8
Fault Diagnosis	\	\	50.6	63.6	44.2	29.9	77.9	80.5
Fault Analysis	\	\	42.0	37.0	34.6	16.0	76.5	81.5
Avg. CA	30.8	47.8	71.4	71.1	66.1	52.7	82.4	83.3

5.1.4 Implementation. We train all models in $4 \times V100$ GPUs. For TempoGPT based on GPT-2, in the pre-training stage, models are trained for approximately 6.6K steps with a learning rate of $1e-3$ and a batch size of 24, which takes 1 hour; In the fine-tuning stage, the models are trained for approximately 7.2K steps with a learning rate of $1e-4$ and a batch size of 12, which takes 30 minutes. More details of the training can be found in Appendix B.2.

5.2 Time Series Reasoning Performance (RQ1)

As shown in Table 1, to evaluate the performance of TLMs in time series reasoning, we test these models across five types of time series reasoning tasks, comprising a total of 500 test questions, and evaluate them by conclusion accuracy.

For methods based on textual prompts, owing to the challenges posed by multiple variables and extensive redundant tokens, both GPT-3.5 and GPT-4 exhibit suboptimal performance in trend analysis and trend forecast tasks. We did not evaluate GPT-3.5 and GPT-4 on the remaining tasks, as LLMs face difficulties in zero-shot handling of relationships between temporal information and physical systems. For TempoGPT, compare to TLMs based on continuous embedding, we only quantize continuous temporal embeddings to achieve consistent representation between textual and temporal information. As a result, regardless of the base model employed, the performance of TempoGPT surpasses TLMs based on continuous embedding.

Notably, tasks related to trends focus more on mining information from time series, while tasks involving temporal information and physical systems involve complex reasoning processes. Although TLMs based on continuous embedding excellently handle the fundamental time series analysis tasks related to trend, they perform poorly when dealing with the relationships between variables and physical systems. This indicates ineffective alignment between temporal information and textual information. Therefore, quantizing temporal embeddings to achieve a consistent representation of temporal and textual information enables better multi-modal alignment for TLMs, thereby enhancing the time series reasoning capabilities of TLMs.

5.3 Study of Logical Reasoning (RQ2)

Merely determining the correctness of conclusion is insufficient for effectively evaluating the reasoning capabilities of TLMs. Therefore, in this section, we systematically evaluate TLMs from both qualitative and quantitative perspectives to determine whether they accurately perceive temporal information and logically reason to draw correct conclusions.

5.3.1 Qualitative Evaluation. As shown in Figure 5, we list some examples of time series reasoning quiz for TempoGPT (GPT-2) and Baseline (GPT-2 based on linear), the best-performing method based on GPT-2 and continuous embedding in Section 5.2. We can draw attention to the following two observations through interpreting and comparing these responses: **1) Temporal Information Perception.** The model must perceive the provided time series data. However, the baseline’s perception of the time series data often differs significantly from the actual values. Although quantizing time series inevitably results in some loss of temporal information for TempoGPT, it still delivers a more precise perception of temporal information, closely approximating the actual values. **2) Logical Reasoning.** The perception and logical reasoning capabilities influence the time series reasoning capabilities of TLMs. As shown on the left side of Figure 5, the baseline’s incorrect perception of the voltage value for voltage source 1 leads to an incorrect conclusion. Additionally, as the diagram in the middle and right of Figure 5 illustrates, although the baseline model generates a correct conclusion, it incorrectly perceives the temporal information, and the logic is inconsistent. Conversely, TempoGPT perceives data with greater accuracy and uses this information to reason logically and draw correct conclusions.

5.3.2 Quantitative evaluation. As tasks related to trends primarily concentrate on extracting information from time series rather than engaging in complex reasoning processes, we select the remaining tasks for quantitative evaluation. We randomly choose 25 test samples for each task, totaling 75 samples, and evaluate the responses of TLMs by LRA and DR. The statistical results for LRA and DR are shown in Table 2.

TempoGPT considerably surpasses all TLMs based on continuous embeddings in terms of average LRA, demonstrating its superior

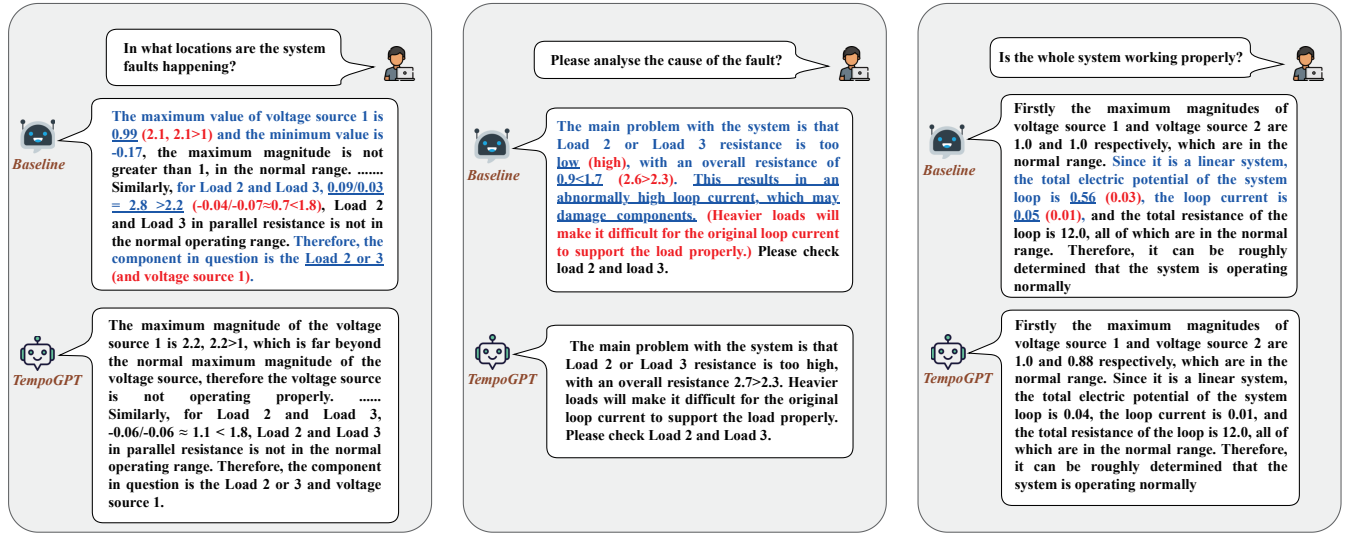


Figure 5: Quiz showcases of TempoGPT (GPT-2) and Baseline (GPT-2 based on linear) in the time series reasoning tasks. Responses highlighted in red and blue indicate the true labels and incorrect perception or reasoning, respectively. For more response examples from TempoGPT, please refer to the Appendix A.

Table 2: Manual quantitative evaluations for LRA (%) and DR (%) are presented using 25 test samples per task, where higher LRA and lower DR values are preferable. The values marked with red and blue represent the best and second-best performance, respectively, for each corresponding task and metric. For more experimental results, please refer to the Appendix C.2

Model	GPT-2 (Linear)		GPT-2 (MLP)		GPT-2 (Attention)		LLaMA-3.2-3B (Linear)		TempoGPT (GPT-2)		TempoGPT (LLaMA-3.2-3B)	
	LRA	DR	LRA	DR	LRA	DR	LRA	DR	LRA	DR	LRA	DR
Fault Judgement	60.0	4.0	56.0	4.0	56.0	4.0	32.0	0.0	48.0	8.0	48.0	4.0
Fault Diagnosis	44.0	16.0	48.0	24.0	28.0	24.0	24.0	12.0	76.0	0.0	84.0	4.0
Fault Analysis	52.0	20.0	36.0	20.0	44.0	20.0	16.0	12.0	68.0	0.0	76.0	0.0
Average	52.0	13.3	46.7	16.0	42.7	16.0	24.0	8.0	64.0	2.7	69.3	2.7

ability to derive correct conclusions through its inherent logical reasoning capabilities. Furthermore, TempoGPT exhibits low DR values, indicating a reduced likelihood of random guessing and a stronger reliance on logical reasoning to provide accurate responses. In contrast, TLMs based on continuous embedding show DR values exceeding 20% in certain tasks, suggesting that even if their conclusions are correct, there is a high probability that their responses are logically inconsistent. As a result, TempoGPT more effectively aligns temporal and textual information, harnessing the reasoning capabilities of LLMs to tackle complex time series reasoning tasks.

5.4 Ablation Study (RQ3)

In this section, we primarily investigate whether the quantization component and pre-training have a positive effect on the time series reasoning capabilities of TLMs.

To investigate the influence of quantization on the time series reasoning capabilities of TLMs, we train VQ-VAE using linear, self-attention, and MLP as core components to generate the corresponding temporal codebook. Subsequently, TLMs can tokenize temporal

embeddings into discrete tokens using this temporal codebook. We also expand the embedding matrix to accommodate these temporal tokens, thus completing the quantization of the time series data. Since TLMs perform well on trend-related tasks, we only test the TLMs before and after adding quantization on three reasoning-related tasks. The experimental results are shown in Table 3. With few exceptions, it is evident that the introduction of quantization generally yields significant improvements for nearly all TLMs based on continuous embeddings, with some metrics exhibiting improvement effects surpassing 100%. This demonstrates the effectiveness of the quantization component, showing that quantizing temporal embeddings to achieve consistent representation pattern with textual information can significantly enhance the time series reasoning capabilities of TLMs.

Meanwhile, to further explore the impact of pre-training and quantization on the time series reasoning capabilities of TLMs, as shown in the Figure 6, we present CA in tasks related to trend and reasoning during the fine-tuning stage for TempoGPT (GPT2) and its two variants. After removing pre-training and quantization,

Table 3: Performance promotion obtained by our quantization component. We present the advancements for five types of TLMs based on continuous embedding, before and after the incorporation of a quantization component. These improvements are reported across three tasks related to reasoning, with metrics including CA (%), LRA (%), and DR (%).

Model		GPT-2 (Linear)			GPT-2 (MLP)			GPT-2 (Attention)			LLaMA-3.2-1B (Linear)			LLaMA-3.2-3B (Linear)		
		CA	LRA	DR	CA	LRA	DR	CA	LRA	DR	CA	LRA	DR	CA	LRA	DR
Fault Judgement	Original	69.7	60.0	4.0	68.4	56.0	4.0	64.5	56.0	4.0	39.5	28.0	0.0	42.1	32.0	0.0
	+Quantization	61.8	52.0	0.0	84.2	68.0	8.0	69.7	60.0	4.0	65.8	56.0	0.0	63.2	48.0	0.0
Fault Diagnosis	Original	50.6	44.0	16.0	63.6	48.0	24.0	44.2	28.0	24.0	40.3	32.0	20.0	29.9	24.0	12.0
	+Quantization	77.9	68.0	16.0	79.2	84.0	4.0	81.8	84.0	4.0	75.3	64.0	12.0	79.2	60.0	24.0
Fault Analysis	Original	42.0	52.0	20.0	37.0	36.0	20.0	34.6	44.0	20.0	14.8	8.0	20.0	16.0	16.0	12.0
	+Quantization	75.3	76.0	8.0	85.2	76.0	0.0	88.9	92.0	0.0	65.4	60.0	16.0	65.4	56.0	12.0
Average	Original	54.1	52.0	13.3	56.4	46.7	16.0	47.7	42.7	16.0	31.5	22.7	13.3	29.3	24.0	8.0
	+Quantization	71.7	65.3	8.0	82.9	76.0	4.0	80.1	78.7	2.7	68.8	60.0	9.3	69.3	54.7	12.0
	Promotion	32.5%	25.6%	40.0%	47.0%	62.9%	75.0%	67.9%	84.4%	83.3%	118.5%	164.7%	30.0%	136.1%	127.8%	-50.0%

the convergence speeds of the TLMs on both types of tasks have significantly slowed down. Particularly for tasks related to trends, the convergence speeds and effectiveness are notably inferior after the removal of pre-training compared to the other two scenarios, indicating that pre-training enables TLMs to learn fundamental temporal information. Moreover, even though the corresponding variant can eventually achieve results comparable to TempoGPT on tasks related to trends after removing quantization, it encounter difficulties with tasks involving reasoning. This observation suggests that quantization can effectively enhance multi-modal alignment and bolster the reasoning capabilities of TLMs.

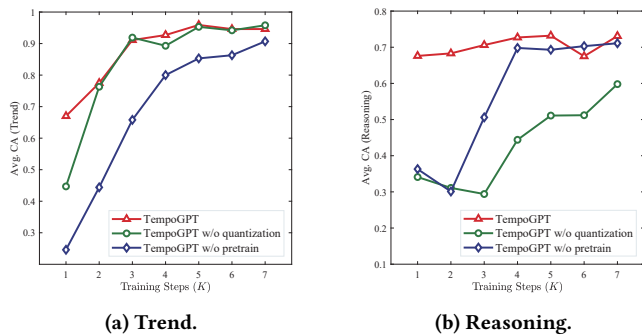


Figure 6: The CA of TempoGPT and its variants in tasks related to trend and reasoning during the fine-tuning stage. For more experimental results, please refer to Appendix C.3.

5.5 Model Analysis (RQ4)

To further explore the impact of different base models and fine-tuning methods on TempoGPT’s time series reasoning capabilities, we studied the performance of TempoGPT in solving time series reasoning tasks using GPT-2 (Full), GPT-2 (LoRA), Tiny-llama, LLaMA-3.2-1B, Phi-2, and LLaMA-3.2-3B as base models. Among them, GPT-2 (Full) utilizes full fine-tuning during the fine-tuning stage, while other models use LoRA fine-tuning during the fine-tuning stage.

Table 4: The impact of different base models and fine-tuning methods on the time series reasoning capabilities of TempoGPT. We report the average values of CA (%), LRA (%), and DR (%). For detailed experimental results, please refer to Appendix C.

Base Model	Params	Metric			Rank
		CA	LRA	DR	
GPT-2 (LoRA)	125M	40.7	24.0	34.7	6
GPT-2 (Full)	125M	82.4	64.0	2.7	3
Tiny-llama	1.1B	82.0	68.0	6.7	5
LLaMA-3.2-1B	1.2B	79.3	57.3	5.3	4
Phi-2	2.7B	82.7	68.0	2.7	2
LLaMA-3.2-3B	3.2B	83.3	69.3	2.7	1

As shown in Table 4, we report the average CA, LRA, and DR for different models in solving time series reasoning tasks. Furthermore, the rank is determined using an entropy-based TOPSIS method [56]. The analysis shows that, excluding GPT-2 (Full) and with uniform training methods, there is a clear tendency for larger models to achieve better rank. This trend holds true for CA, LRA, and DR, where, with few exceptions, performance improves as the size of base model increases. It is worth noting that for TLMs based on continuous embedding, Table 3 presents a trend opposite to the aforementioned conclusion and related studies [5, 29, 30]. This indicates that for TLMs based on continuous embedding, as the base model size increases, it may become more challenging to effectively leverage the LLMs’ inherent reasoning capabilities.

In addition, the performance achieved by the GPT-2 (Full) is only lower to those using the two ~3B base models. Full fine-tuning involves altering a large number of GPT-2’s original parameters, which may compromise its inherent natural language processing capabilities. However, in specific downstream domains, applying full fine-tuning to lightweight models could possibly achieve results comparable to those of larger models in a more computationally efficient manner.

6 CONCLUSION AND FUTURE WORK

In response to the challenges of multi-modal time series language models (TLMs) in complex reasoning tasks, we propose a multi-modal time series data construction method and design a multi-modal time series language model, TempoGPT. Specially, we construct complex time series reasoning data by exploring the relationships between time series and physical systems within a white-box system, while also release an electrical multi-modal time series dataset. Additionally, proposed TempoGPT tokenize time series into temporal tokens via quantization encoding, then employs a shared embedding layer to process both temporal and textual tokens, achieving a consistent representation of temporal and textual information. Experimentally, TempoGPT exhibits robust perception and reasoning capabilities, achieving state-of-the-art in the constructed time series reasoning tasks. Under systematic analysis, TempoGPT demonstrates outstanding framework generality, effectively enhancing the multi-modal alignment and time series reasoning capabilities of TLMs through the quantization of temporal embeddings. In the future, we will explore systematic time series reasoning benchmark, involving more complex time series data and challenging downstream tasks, requiring TLMs to have robust temporal perception and reasoning capabilities.

ACKNOWLEDGMENTS

This work is supported by the the National Natural Science Foundation of China (Grant No. 62473383, No. 62394340) and the Young Elite Scientists Sponsorship Program by CAST (Grant No. 2023QNRC001).

REFERENCES

- [1] Deyao Zhu, Jun Chen, Xiaoqian Shen, Xiang Li, and Mohamed Elhoseiny. 2024. MiniGPT-4: Enhancing Vision-Language Understanding with Advanced Large Language Models. In *Proceedings of the 12th International Conference on Learning Representations*.
- [2] Abdul Fatir Ansari, Lorenzo Stella, Ali Caner Türkmen, Xiyuan Zhang, Pedro Mercado, Huibin Shen, Oleksandr Shchur, Syama Sundar Rangapuram, Sebastian Pineda-Arango, Shubham Kapoor, Jasper Zschiegner, Danielle C. Maddix, Michael W. Mahoney, Kari Torkkola, Andrew Gordon Wilson, Michael Bohlke-Schneider, and Yuyang Wang. 2024. Chronos: Learning the Language of Time Series. *arXiv:2403.07815* (2024).
- [3] Soham Deshmukh, Benjamin Elizalde, Rita Singh, and Huaming Wang. 2023. Pengi: An Audio Language Model for Audio Tasks. In *Proceedings of the 37th International Conference on Neural Information Processing Systems*.
- [4] Jean-Baptiste Alayrac, Jeff Donahue, Pauline Luc, Antoine Miech, Iain Barr, Yana Hasson, Karel Lenc, Arthur Mensch, Katherine Millican, Malcolm Reynolds, Roman Ring, Eliza Rutherford, Serkan Cabi, Tengda Han, Zhitao Gong, Sina Samangooei, Marianne Monteiro, Jacob L. Menick, Sebastian Borgeaud, Andy Brock, Aida Nematzadeh, Sahand Sharifzadeh, Mikolaj Binkowski, Ricardo Barreira, Oriol Vinyals, Andrew Zisserman, and Karén Simonyan. 2022. Flamingo: a Visual Language Model for Few-Shot Learning. In *Proceedings of the 36th International Conference on Neural Information Processing Systems*.
- [5] Haotian Liu, Chunyuan Li, Qingyang Wu, and Yong Jae Lee. 2023. Visual Instruction Tuning. In *Proceedings of the 37th International Conference on Neural Information Processing Systems*.
- [6] Ane Blázquez-García, Angel Conde, Usue Mori, and José Antonio Lozano. 2022. A Review on Outlier/Anomaly Detection in Time Series Data. *ACM computing surveys* (2022), 56:1–56:33.
- [7] Hatice Vildan Dudukcu, Murat Taskiran, Zehra Güler Çam Taskiran, and Tulay Yildirim. 2023. Temporal Convolutional Networks with RNN approach for chaotic time series prediction. *Applied soft computing* (2023), 109945.
- [8] Shun Liu, Kexin Wu, Chufeng Jiang, Bin Huang, and Danqing Ma. 2024. Financial Time-Series Forecasting: Towards Synergizing Performance And Interpretability Within a Hybrid Machine Learning Approach. *arXiv:2401.00534* (2024).
- [9] Shervin Minaee, Tomás Mikolov, Narjes Nikzad, Meysam Chenaghlu, Richard Socher, Xavier Amatriain, and Jianfeng Gao. 2024. Large Language Models: A Survey. *arXiv:2402.06196* (2024).
- [10] Yong Liu, Tengge Hu, Haoran Zhang, Haixu Wu, Shiyu Wang, Lintao Ma, and Mingsheng Long. 2024. iTransformer: Inverted Transformers Are Effective for Time Series Forecasting. In *Proceedings of the 12th International Conference on Learning Representations*.
- [11] Ailing Zeng, Muxi Chen, Lei Zhang, and Qiang Xu. 2023. Are Transformers Effective for Time Series Forecasting?. In *Proceedings of the 37th AAAI Conference on Artificial Intelligence*. 11121–11128.
- [12] Mike A. Merrill, Mingtian Tan, Vinayak Gupta, Thomas Hartvigsen, and Tim Althoff. 2024. Language Models Still Struggle to Zero-shot Reason about Time Series. In *Findings of the Association for Computational Linguistics: ACL 2024*. 3512–3533.
- [13] Winnie Chow, Lauren Gardiner, Haraldur Tómas Hallgrímsson, Maxwell A. Xu, and Shirley You Ren. 2024. Towards Time Series Reasoning with LLMs. *arXiv:2409.11376* (2024).
- [14] Tian Zhou, Peisong Niu, Xue Wang, Liang Sun, and Rong Jin. 2023. One Fits All: Power General Time Series Analysis by Pretrained LM. In *Proceedings of the 37th International Conference on Neural Information Processing Systems*.
- [15] Yifu Cai, Arjun Choudhry, Mononito Goswami, and Artur Dubrawski. 2024. TimeSeriesExam: A time series understanding exam. *arXiv:2410.14752* (2024).
- [16] Chengsen Wang, Qi Qi, Jingyu Wang, Haifeng Sun, Zirui Zhuang, Jiming Wu, Lei Zhang, and Jianxin Liao. 2024. ChatTime: A Unified Multimodal Time Series Foundation Model Bridging Numerical and Textual Data.
- [17] Zhe Xie, Zeyan Li, Xiao He, Longlong Xu, Xidao Wen, Tieying Zhang, Jianjun Chen, Rui Shi, and Dan Pei. 2024. ChatTS: Aligning Time Series with LLMs via Synthetic Data for Enhanced Understanding and Reasoning. *arXiv:2412.03104* (2024).
- [18] Jun Li, Che Liu, Sibao Cheng, Rossella Arcucci, and Shenda Hong. 2023. Frozen Language Model Helps ECG Zero-Shot Learning. In *Medical Imaging with Deep Learning: MIDL 2023*. 402–415.
- [19] Zhonghang Li, Lianghao Xia, Jiabin Tang, Yong Xu, Lei Shi, Long Xia, Dawei Yin, and Chao Huang. 2024. UrbanGPT: Spatio-Temporal Large Language Models. In *Proceedings of the 30th ACM SIGKDD Conference on Knowledge Discovery and Data Mining*. 5351–5362.
- [20] Tomás Mikolov, Kai Chen, Greg Corrado, and Jeffrey Dean. 2013. Efficient Estimation of Word Representations in Vector Space. In *Proceedings of the 1st International Conference on Learning Representations*.
- [21] Yuqi Nie, Nam H. Nguyen, Phanwadee Sinthong, and Jayant Kalagnanam. 2023. A Time Series is Worth 64 Words: Long-term Forecasting with Transformers. In *Proceedings of the 11th International Conference on Learning Representations*.
- [22] Hyunseung Chung, Jiho Kim, Joon-Myoung Kwon, Ki-Hyun Jeon, Min Sung Lee, and Edward Choi. 2023. Text-to-ECG: 12-Lead Electrocardiogram Synthesis Conditioned on Clinical Text Reports. In *IEEE International Conference on Acoustics, Speech and Signal Processing, ICASSP 2023*. 1–5.
- [23] Mingyue Cheng, Yiheng Chen, Qi Liu, Zhiding Liu, and Yucong Luo. 2024. Advancing Time Series Classification with Multimodal Language Modeling. *arXiv:2403.12371* (2024).
- [24] Xiyuan Zhang, Ranak Roy Chowdhury, Rajesh K. Gupta, and Jingbo Shang. 2024. Large Language Models for Time Series: A Survey. In *Proceedings of the 33rd International Joint Conference on Artificial Intelligence*. 8335–8343.
- [25] Nate Gruver, Marc Finzi, Shikai Qiu, and Andrew Gordon Wilson. 2023. Large Language Models Are Zero-Shot Time Series Forecasters. In *Proceedings of the 37th International Conference on Neural Information Processing Systems*.
- [26] Kashif Rasul, Arjun Ashok, Andrew Robert Williams, Arian Khorasani, George Adamopoulos, Rishika Bhagwatkar, Marin Bilos, Hena Ghonia, Nadhir Hassen, Adomson Schneider, et al. 2023. Lag-llama: Towards foundation models for time series forecasting. In *RO-FoMo: Robustness of Few-shot and Zero-shot Learning in Large Foundation Models*.
- [27] Defu Cao, Furong Jia, Sercan Ö. Arik, Tomas Pfister, Yixiang Zheng, Wen Ye, and Yan Liu. 2024. TEMPO: Prompt-based Generative Pre-trained Transformer for Time Series Forecasting. In *Proceedings of the 12th International Conference on Learning Representations*.
- [28] Chenxi Sun, Hongyan Li, Yaliang Li, and Shenda Hong. 2024. TEST: Text Prototype Aligned Embedding to Activate LLM’s Ability for Time Series. In *Proceedings of the 12th International Conference on Learning Representations*.
- [29] Ming Jin, Shiyu Wang, Lintao Ma, Zhixuan Chu, James Y. Zhang, Xiaoming Shi, Pin-Yu Chen, Yuxuan Liang, Yuan-Fang Li, Shirui Pan, and Qingsong Wen. 2024. Time-LLM: Time Series Forecasting by Reprogramming Large Language Models. In *Proceedings of the 12th International Conference on Learning Representations*.
- [30] Yong Liu, Guo Qin, Xiangdong Huang, Jianmin Wang, and Mingsheng Long. 2024. AutoTimes: Autoregressive Time Series Forecasters via Large Language Models. *arXiv:2402.02370* (2024).
- [31] Mingtian Tan, Mike A. Merrill, Vinayak Gupta, Tim Althoff, and Thomas Hartvigsen. 2024. Are Language Models Actually Useful for Time Series Forecasting? *arXiv:2406.16964* (2024).
- [32] Liangwei Nathan Zheng, Chang George Dong, Wei Emma Zhang, Lin Yue, Miao Xu, Olaf Maennel, and Weitong Chen. 2024. Revisited Large Language Model for Time Series Analysis through Modality Alignment. *arXiv:2410.12326* (2024).
- [33] Yifu Cai, Arvind Srinivasan, Mononito Goswami, Arjun Choudhry, and Artur Dubrawski. 2024. JoLT: Jointly Learned Representations of Language and Time-Series for Clinical Time-Series Interpretation (Student Abstract). In *Proceedings of the 38th AAAI Conference on Artificial Intelligence*. 23447–23448.
- [34] Mingyu Jin, Hua Tang, Chong Zhang, Qinkai Yu, Chengzhi Liu, Suiyuan Zhu, Yongfeng Zhang, and Mengnan Du. 2024. Time Series Forecasting with LLMs: Understanding and Enhancing Model Capabilities. *arXiv:2402.10835* (2024).
- [35] Suvir Mirchandani, Fei Xia, Pete Florence, Brian Ichter, Danny Driess, Montserrat Gonzalez Arenas, Kanishka Rao, Dorsa Sadigh, and Andy Zeng. 2023. Large Language Models as General Pattern Machines. In *Conference on Robot Learning, CoRL 2023*. 2498–2518.
- [36] Junnan Li, Dongxu Li, Silvio Savarese, and Steven C. H. Hoi. 2023. BLIP-2: Bootstrapping Language-Image Pre-training with Frozen Image Encoders and Large Language Models. In *Proceedings of the 40th International Conference on Machine Learning*. 19730–19742.
- [37] Alec Radford, Jong Wook Kim, Chris Hallacy, Aditya Ramesh, Gabriel Goh, Sandhini Agarwal, Girish Sastry, Amanda Askell, Pamela Mishkin, Jack Clark, Gretchen Krueger, and Ilya Sutskever. 2021. Learning Transferable Visual Models From Natural Language Supervision. In *Proceedings of the 38th International Conference on Machine Learning*. 8748–8763.
- [38] Junnan Li, Dongxu Li, Caiming Xiong, and Steven C. H. Hoi. 2022. BLIP: Bootstrapping Language-Image Pre-training for Unified Vision-Language Understanding and Generation. In *Proceedings of the 39th International Conference on Machine Learning*. 12888–12900.
- [39] Haotian Liu, Chunyuan Li, Yuheng Li, and Yong Jae Lee. 2024. Improved Baselines with Visual Instruction Tuning. In *Conference on Computer Vision and Pattern Recognition, CVPR 2024*. 26286–26296.
- [40] Rohit Girdhar, Alaaeldin El-Nouby, Zhuang Liu, Mannat Singh, Kalyan Vasudev Alwala, Armand Joulin, and Ishan Misra. 2023. ImageBind One Embedding Space to Bind Them All. In *Conference on Computer Vision and Pattern Recognition, CVPR 2023*. 15180–15190.
- [41] Winnie Chow, Lauren Gardiner, Haraldur T Hallgrímsson, Maxwell A Xu, and Shirley You Ren. 2024. Towards time series reasoning with llms. *arXiv:2409.11376* (2024).
- [42] Yiqun Duan, Jinzhao Zhou, Zhen Wang, Yu-Kai Wang, and Chin-Teng Lin. 2023. DeWave: discrete EEG waves encoding for brain dynamics to text translation. In *Proceedings of the 37th International Conference on Neural Information Processing Systems*. 9907–9918.
- [43] Haoyi Zhou, Shanghang Zhang, Jieqi Peng, Shuai Zhang, Jianxin Li, Hui Xiong, and Wancai Zhang. 2021. Informer: Beyond Efficient Transformer for Long Sequence Time-Series Forecasting. In *Proceedings of the 35th AAAI Conference on Artificial Intelligence*. 11106–11115.

- [44] Tianyu Wu, Shizhu He, Jingping Liu, Siqi Sun, Kang Liu, Qing-Long Han, and Yang Tang. 2023. A brief overview of ChatGPT: The history, status quo and potential future development. *IEEE/CAA Journal of Automatica Sinica* (2023), 1122–1136.
- [45] Jason Wei, Xuezhi Wang, Dale Schuurmans, Maarten Bosma, Brian Ichter, Fei Xia, Ed H. Chi, Quoc V. Le, and Denny Zhou. 2022. Chain-of-Thought Prompting Elicits Reasoning in Large Language Models. In *Proceedings of the 36th International Conference on Neural Information Processing Systems*.
- [46] Aäron van den Oord, Oriol Vinyals, and Koray Kavukcuoglu. 2017. Neural Discrete Representation Learning. In *Proceedings of the 31st International Conference on Neural Information Processing Systems*. 6306–6315.
- [47] Alec Radford, Jeff Wu, Rewon Child, David Luan, Dario Amodei, and Ilya Sutskever. 2019. Language Models are Unsupervised Multitask Learners. (2019).
- [48] 2024. Meta Llama-3.2-1B. <https://huggingface.co/meta-llama/Llama-3.2-1B>
- [49] 2024. Meta Llama-3.2-3B. <https://huggingface.co/meta-llama/Llama-3.2-3B>
- [50] Peiyuan Zhang, Guangtao Zeng, Tianduo Wang, and Wei Lu. 2024. TinyLlama: An Open-Source Small Language Model.
- [51] Mojan Javaheripi, Sébastien Bubeck, Marah Abdin, Jyoti Aneja, Sebastien Bubeck, Caio César Teodoro Mendes, Weizhu Chen, Allie Del Giorno, Ronen Eldan, Sivakanth Gopi, et al. 2023. Phi-2: The surprising power of small language models. *Microsoft Research Blog* (2023), 3.
- [52] Edward J. Hu, Yelong Shen, Phillip Wallis, Zeyuan Allen-Zhu, Yuanzhi Li, Shean Wang, Lu Wang, and Weizhu Chen. 2022. LoRA: Low-Rank Adaptation of Large Language Models. In *Proceedings of the 10th International Conference on Learning Representations*.
- [53] 2022. Openai GPT-3.5. <https://chatgpt.com/auth/login>
- [54] 2023. Openai GPT-4. <https://openai.com/index/gpt-4/>
- [55] Furong Jia, Kevin Wang, Yixiang Zheng, Defu Cao, and Yan Liu. 2024. GPT4MTS: Prompt-based Large Language Model for Multimodal Time-series Forecasting. In *Proceedings of the 38th AAAI Conference on Artificial Intelligence*. 23343–23351.
- [56] Pengyu Chen. 2021. Effects of the entropy weight on TOPSIS. *Expert Systems with Applications* (2021), 114186.

A DATA DETAILS

Due to space limitations, we present the data from the fine-tuning stage in more detail here. This primarily includes five types of time series reasoning tasks: trend analysis, trend forecast, fault judgement, fault diagnosis, and fault analysis, with specific content as shown in Figure 7. Meanwhile, we display related response examples from TempoGPT. TempoGPT is capable of precisely perceiving temporal information, reasoning logically, and correctly drawing conclusions.

B TRAINING DETAILS

B.1 Evaluation Details

We define three metrics (CA, LRA, and DR) to evaluate the model’s capability to handle time series reasoning tasks.

For the CA, we constructed a test set comprising five types of time series reasoning tasks, totaling 500 test samples. These test samples are not included in the training and validation sets. We evaluate the correctness of the model’s conclusions by matching the strings of the model’s responses with the strings of the reference conclusions, as the conclusions are concise and clear. The CA is calculated by estimating the number of correct responses for each task relative to the total number of samples for that task.

For LRA and DR, aside from the tasks related to trend (trend forecast and trend analysis tasks), we randomly select 25 test samples for each task from the aforementioned test set, totaling 75 samples. We manually evaluate whether the model’s responses in terms of

perception, reasoning, and conclusions are appropriate and correct. Specifically, for perception, we consider that the model’s estimation of the statistical values of time series data should not deviate significantly from the real values. Meanwhile, the estimation of the state of components should be correct. For the reasoning process, if a model’s conclusion is correct, then the information obtained from perception should logically lead to the correct conclusion. If not, it is considered a logical reasoning error. For the correctness of the model’s conclusions, it is judged using the same method in evaluating CA. After the manual evaluation is completed, we calculate the values of LRA and DR based on the definitions provided in the section 5.1.2.

B.2 Implementation Details

We train all models with $4 \times V100$. According to [5], epochs are set to 1 in the pre-training stage, involving about 6.6K training steps. The epochs are set to 2 in the fine-tuning stage, involving about 7.2K training steps. We use a cosine learning rate, setting $1e-3$ for the pre-training stage and $1e-4$ for the fine-tuning stage.

For TLMs based on GPT-2, the batch size is set to 24 during the pre-training stage and reduced to 12 during the fine-tuning stage, with full fine-tuning implemented. For TLMs based on other base models, the batch size is consistently set to 4 throughout both the pre-training and fine-tuning stages, incorporating full fine-tuning during pre-training and LoRA fine-tuning during the fine-tuning stage. Furthermore, for LoRA fine-tuning, LoRA r , LoRA α , LoRA dropout are set to 8, 16, 0.05, respectively.

Trend Analysis	<p>Question: What is the trend of voltage source 2?</p> <p>Ground Truth: At this point, the leftmost value of the variable is 0.1, which is also the maximum value, and the rightmost value is -1.0, which is also the minimum value. Therefore, the variable is monotonically decreasing at this point.</p> <p>TempoGPT: At this point, the leftmost value of the variable is 0.07, which is also the maximum value, and the rightmost value is -1.0, which is also the minimum value. Therefore, the variable is monotonically decreasing at this point.</p>	Fault Judgement	<p>Question: Is everything functioning correctly within the system?</p> <p>Ground Truth: Firstly the maximum magnitudes of voltage source 1 and voltage source 2 are 1.0 and 1.0 respectively, which are in the normal range. Since it is a linear system, the total electric potential of the system loop is 0.47, the loop current is 0.04, and the total resistance of the loop is 12.0, all of which are in the normal range. Therefore, it can be roughly determined that the system is operating normally.</p> <p>TempoGPT: Firstly the maximum magnitudes of voltage source 1 and voltage source 2 are 1.0 and 1.0 respectively, which are in the normal range. Since it is a linear system, the total electric potential of the system loop is 0.39, the loop current is 0.03, and the total resistance of the loop is 12.0, all of which are in the normal range. Therefore, it can be roughly determined that the system is operating normally.</p>
Trend Forecast	<p>Question: How will the voltage change on both sides of load 1 in the future?</p> <p>Ground Truth: In future, the voltage changes on both sides of load 1 will be monotonically decreasing.</p> <p>TempoGPT: In future, the voltage changes on both sides of load 1 will be monotonically decreasing.</p>	Fault Diagnosis	<p>Question: What is the specific electrical component that is not functioning properly in the system?</p> <p>Ground Truth: The maximum value of voltage source 1 is 0.96 and the minimum value is -0.31, the maximum magnitude is not greater than 1, in the normal range. Voltage source 2 has a maximum value of 0.97, a minimum value of -0.26, and a maximum magnitude not greater than 1, in the normal range. The maximum voltage of load 1 is 0.88, the maximum current is 0.09, $0.88/0.09 \approx 10.0$, and the resistance of load 1 is 10.0, which is in the normal operating range. Similarly, for Load 2 and Load 3, $0.1/0.09 \approx 1.1 < 1.8$, Load 2 and Load 3 in parallel resistance is not in the normal operating range. Therefore, the component in question is the Load 2 or 3.</p> <p>TempoGPT: The maximum value of voltage source 1 is 0.92 and the minimum value is -0.42, the maximum magnitude is not greater than 1, in the normal range. Voltage source 2 has a maximum value of 0.99, a minimum value of -0.15, and a maximum magnitude not greater than 1, in the normal range. The maximum voltage of load 1 is 0.86, the maximum current is 0.09, $0.86 / 0.09 \approx 10.0$, and the resistance of load 1 is 10.0, which is in the normal operating range. Similarly, for Load 2 and Load 3, $0.06 / 0.09 \approx 0.7 < 1.8$, Load 2 and Load 3 in parallel resistance is not in the normal operating range. Therefore, the component in question is the Load 2 or 3.</p>
Fault Analysis	<p>Question: What causes the system to experience failures?</p> <p>Ground Truth: The main problem with the system is that the voltage source 2 is abnormally low, with a magnitude of $0.3 \ll 1$. A low voltage source 2 electromotive force will result in an overall low electromotive force, making it difficult to drive the load properly. Please repair voltage source 2.</p> <p>TempoGPT: The main problem with the system is that the voltage source 2 is abnormally low, with a magnitude of $0.3 \ll 1$. A low voltage source 2 electromotive force will result in an overall low electromotive force, making it difficult to drive the load properly. Please repair voltage source 2.</p>		

Figure 7: Display of data in the fine-tuning stage, as well as examples of responses from TempoGPT.

C EXTRA EXPERIMENTAL RESULT

C.1 Time Series Reasoning

In this section, we maintain the experimental setup consistent with Section 5.2, and provide additional relevant experimental results. This primarily involves using different base models and encoding methods. For specific details, please refer to Table 5. Regardless of the base model or encoder employed, within the tempoGPT framework, the performance in processing time series reasoning tasks significantly surpasses that of methods based on continuous embedding. This demonstrates that representing time series data in a discrete embedding space, forming the same representation pattern as textual information, can significantly improve the time series reasoning capabilities of TLMs.

C.2 Logical Reasoning

In this section, consistent with the setup in Section 5.3.1, we present more experimental results regarding the LRA and DR metrics. The specific details are shown in Table 6. Comparing with Table 2, it is clearly that when the parameters of the base model increases, the performance under the TempoGPT framework is significantly better than that of TLMs based on continuous embedding. This highlights the inherent challenge faced by TLMs based on continuous embedding in effectively harnessing the reasoning capabilities

of LLMs, particularly when the model size is substantial. Moreover, TempoGPT significantly outperforms TLMs based on continuous embedding on both LRA and DR. This suggests that quantizing the temporal embeddings to achieve a consistent representation pattern with textual information can enhance the multi-modal alignment and reasoning capabilities of TLMs.

C.3 Ablation Study

We report the extended experiments and the detailed data for Figure 6 in Table 7 and Table 8, respectively. Both Table 7 and Table 8 show that after removing pre-training, the performance of TLMs deteriorates on tasks related to trend. Additionally, one observation can be made from Table 7: using LoRA for fine-tuning significantly reduces the capability of TLMs to solve time series reasoning tasks. From Table 8, it can also be observed that after removing quantization, the performance of TLMs significantly deteriorates on tasks related to reasoning; regardless of whether pre-training or quantization is removed, the convergence speed of TLMs during training becomes significantly slower. In summary, both quantization and pre-training accelerate the convergence speed. Pre-training can improve TLMs’ processing of temporal information, while quantization significantly enhances multi-modal alignment and TLMs’ reasoning capabilities.

Table 5: Extra experimental result about conclusion accuracy (%) comparison in five types of time series reasoning tasks. The values marked with red and blue represent the best and second-best performance, respectively, for each corresponding task.

Method	Continuous Embedding			Discrete Embedding		
	LLaMA-3.2-1B (Linear)	LLaMA-3.2-1B (Attention)	LLaMA-3.2-3B (Attention)	TempoGPT (LLaMA-3.2-1B)	TempoGPT (Tiny-llama)	TempoGPT (Phi-2)
Trend Analysis	92.3	99.3	99.3	95.8	93.7	97.2
Trend Forecast	88.8	96.8	93.6	96.0	95.2	96.8
Fault Judgement	39.5	67.1	64.5	65.8	65.8	67.1
Fault Diagnosis	40.3	61.0	50.6	77.9	80.5	87.0
Fault Analysis	14.8	42.0	30.9	76.5	81.5	65.4
Avg. CA	55.1	73.2	67.8	82.4	83.3	82.7

Table 6: Extra experimental result about LRA (%) and DR (%) comparison in tasks related to reasoning, where higher LRA and lower DR values are preferable. The values marked with red and blue represent the best and second-best performance, respectively, for each corresponding task and metric.

Model	LLaMA-3.2-1B (Linear)		LLaMA-3.2-1B (Attention)		LLaMA-3.2-3B (Attention)		TempoGPT (LLaMA-3.2-1B)		TempoGPT (Tiny-llama)		TempoGPT (Phi-2)	
	LRA	DR	LRA	DR	LRA	DR	LRA	DR	LRA	DR	LRA	DR
Fault Judgement	28.0	0.0	44.0	12.0	44.0	12.0	48.0	0.0	56.0	8.0	52.0	4.0
Fault Diagnosis	32.0	20.0	52.0	8.0	32.0	24.0	52.0	16.0	72.0	12.0	76.0	4.0
Fault Analysis	8.0	20.0	48.0	8.0	32.0	16.0	72.0	0.0	76.0	0.0	76.0	0.0
Average	22.7	13.3	48.0	9.3	36.0	17.3	57.3	5.3	68.0	6.7	68.0	2.7

Table 7: Ablation study results for pre-training and fine-tuning methods under the TempoGPT framework, reporting CA, LRA, and DR metrics.

Metric	Task	GPT-2	w/o Pretrain	w/o Full	LLaMA-3.2-1B	w/o Pretrain	LLaMA-3.2-3B	w/o Pretrain	Tiny-llama	w/o Pretrain	Phi-2	w/o Pretrain
CA	Trend Analysis	95.8	90.2	33.6	92.3	95.1	93.7	90.2	93.0	82.5	97.2	94.4
	Trend Forecast	96.0	93.6	32.0	94.4	96.0	95.2	96.8	94.4	92.0	96.8	96.0
	Fault Judgement	65.8	56.6	61.8	56.6	61.8	65.8	57.9	65.8	63.2	67.1	71.1
	Fault Diagnosis	77.9	74.0	45.5	75.3	77.9	80.5	77.9	77.9	77.9	87.0	77.9
	Fault Analysis	76.5	61.7	30.9	77.8	76.5	81.5	76.5	79.0	75.3	65.4	79.0
	Average	82.4	75.2	40.7	79.3	81.5	83.3	79.9	82.0	78.2	82.7	83.7
LRA	Fault Judgement	48.0	40.0	24.0	48.0	52.0	48.0	52.0	56.0	52.0	52.0	64.0
	Fault Diagnosis	76.0	52.0	12.0	52.0	72.0	84.0	68.0	72.0	68.0	76.0	72.0
	Fault Analysis	68.0	60.0	36.0	72.0	64.0	76.0	84.0	76.0	72.0	76.0	76.0
		Average	64.0	50.7	24.0	57.3	62.7	69.3	68.0	68.0	64.0	68.0
DR	Fault Judgement	8.0	0.0	28.0	0.0	0.0	4.0	4.0	8.0	0.0	4.0	4.0
	Fault Diagnosis	0.0	32.0	52.0	16.0	8.0	4.0	8.0	12.0	12.0	4.0	4.0
	Fault Analysis	0.0	12.0	24.0	0.0	0.0	0.0	0.0	0.0	0.0	0.0	0.0
		Average	2.7	14.7	34.7	5.3	2.7	2.7	4.0	6.7	4.0	2.7

Table 8: The detail concept about CA (%) of TempoGPT and its variants in time series reasoning tasks during the fine-tuning stage. After removing quantization, the performance of TLMs significantly deteriorates on tasks related to reasoning. After removing pre-training, the performance significantly deteriorates on tasks related to trend.

Model	Steps (K)	Trend Analysis	Trend Forecast	Fault Judgement	Fault Diagnosis	Fault Analysis	Avg. CA	Avg. CA (reasoning)	Avg. CA (trend)
TempoGPT GPT-2 Linear	1	64.3	69.6	64.5	76.6	61.7	67.4	67.6	67.0
	2	85.3	69.6	59.2	77.9	67.9	72.0	68.3	77.5
	3	95.8	86.4	68.4	77.9	65.4	78.8	70.6	91.1
	4	95.8	89.6	71.1	77.9	69.1	80.7	72.7	92.7
	5	95.8	96.0	71.1	80.5	67.9	82.3	73.2	95.9
	6	97.9	91.2	64.5	68.8	69.1	78.3	67.5	94.6
	7	97.2	92.0	69.7	76.6	72.8	81.7	73.1	94.6
w/o quantization	1	40.6	48.8	51.3	33.8	17.3	38.3	34.1	44.7
	2	74.1	78.4	46.1	31.2	16.0	49.2	31.1	76.3
	3	90.2	93.6	51.3	20.8	16.0	54.4	29.4	91.9
	4	93.0	85.6	55.3	54.5	23.5	62.4	44.4	89.3
	5	98.6	92.0	71.1	37.7	44.4	68.8	51.1	95.3
	6	97.2	91.2	69.7	45.5	38.3	68.4	51.2	94.2
	7	97.2	94.4	71.1	67.5	40.7	74.2	59.8	95.8
w/o pretrain	1	24.5	24.8	51.3	40.3	17.3	31.6	36.3	24.6
	2	32.9	56.0	32.9	39.0	18.5	35.8	30.1	44.4
	3	63.6	68.0	61.8	46.8	43.2	56.7	50.6	65.8
	4	78.3	81.6	71.1	75.3	63.0	73.9	69.8	80.0
	5	82.5	88.0	71.1	72.7	64.2	75.7	69.3	85.3
	6	85.3	87.2	71.1	79.2	60.5	76.7	70.3	86.3
	7	90.9	90.4	71.1	79.2	63.0	78.9	71.1	90.7