

Transforming Social Science Research with Transfer Learning: Social Science Survey Data Integration with AI

Ali Amini

Center for Data Science, American University, 4400 Massachusetts
Avenue, NW, Washington, 20016, DC, United States.

Contributing authors: aa6718a@american.edu;

Abstract

Large-N nationally representative surveys, which have profoundly shaped American politics scholarship, represent related but distinct domains—a key condition for transfer learning applications. These surveys are related through their shared demographic, party identification, and ideological variables, yet differ in that individual surveys often lack specific policy preference questions that researchers require. Our study introduces a novel application of transfer learning (TF) to address these gaps, marking the first systematic use of TF paradigms in the context of survey data. Specifically, models pre-trained on the Cooperative Election Study (CES) dataset are fine-tuned to reuse in the American National Election Studies (ANES) dataset, prediction policy question base on demographic variables. Even with a naive architecture, our transfer learning approach achieves about 92 % accuracy in predicting missing variables across surveys, demonstrating the robust potential of this method. Beyond this specific application, our paper argues that transfer learning is a promising framework for maximizing the utility of existing survey data. I argue that artificial intelligence, particularly transfer learning, opens new frontiers in social science methodology by enabling systematic knowledge transfer between well-administered surveys that share common variables but differ in their outcome of interests.

1 Transforming Social Science Research with a New Aspect of AI

In January 2024, the president of the Society for Political Methodology sent an email to list serve stating, “ We are increasingly receiving papers at **Political Analysis** (PA) that engage with **AI & GPT**, an emerging area of *excitement* for our field”, highlighting an unprecedented surge in AI and GPT-related submissions. The email also emphasized the need for reviewers to evaluate this growing body of research ([Society for Political Methodology](#)). This *excitement*, which I witnessed firsthand as a data editor and internal reviewer at Political Analysis, centered on large language models (LLMs), a subset of AI, particularly regarding their potential to replace traditional human sampling ([Grossmann et al., 2023](#); [Aher, Arriaga and Kalai, 2023](#); [Argyle et al., 2023](#)). However, this *excitement*, while fostering an active research agenda, is now encountering significant pushback. Scholarly discourse has introduced critical caveats and critiques ([Pilati, Munk and Venturini, 2024](#)), demonstrating that “substitution proposals” for LLMs instead of human participants ignore and ultimately conflict with foundational values of working with human participants: representation, inclusion, and understanding ([Agnew et al., 2024](#)).

I argue that although the political methodology community is currently concentrating on AI primarily through the lens of large language models, it is both possible and imperative to investigate another transformative facet of AI, such as transfer learning. This approach harnesses authentic human data while simultaneously capitalizing on advancements in AI and computational capabilities, thereby advancing research in political science and the broader domain of social science.

This paper introduces and advocates for a novel research agenda for the “transformation of social science research” that moves beyond the current LLM-centric discourse to explore the transformative potential of transfer learning in social science survey research. The transfer learning paradigm, which involves reusing a pretrained

model on large datasets and fine-tuning it on smaller datasets, has revolutionized fields such as computer vision [Gopalakrishnan et al. \(2017\)](#) and natural language processing ([Ruder et al., 2019](#)). I argue that transfer learning can and must transform social science research. Rather than relying on GPT to simulate respondents, I propose leveraging transfer learning with real social science data for data integration purposes.

In a nutshell, transfer learning means that a car driver can learn to drive a truck faster than someone with no driving experience, by transferring his knowledge about road and driving skills to a *related but different* tasks. I argue that in social science research, we frequently encounter *related but distinct* tasks across different contexts and datasets.

This paper is the first to argue that social science survey data, though varied in focus, can be treated as *related but different* suitable for transfer learning. Transfer learning presents a promising avenue for integrating data across different domains by leveraging shared predictor variables with explanatory power but distinct outcome variables. This approach is particularly valuable for social science researchers, especially in political science, who frequently encounter datasets lacking specific questions crucial for their research. By developing a methodological framework for dataset integration, this paper aims to empower social science researchers to overcome traditional data limitations while maintaining methodological rigor.

2 Transferring Knowledge Between Large-N Surveys in Polarized Times

Since [Lazarsfeld, Berelson and Gaudet \(1944\)](#) seminal work, national surveys have been central to American political research. Whether one believes voting behavior is best explained by Party ID, as in the Michigan model ([Campbell et al., 1960](#)), or by sociological contexts, as in the Columbia model ([Berelson, Lazarsfeld and McPhee,](#)

1954), nationally representative surveys have remained constant in political behavior inquiries.

Large-N surveys like the American National Election Studies (ANES) and the Cooperative Election Study (CES) provide core understanding into the American electorate, offering foundations for developing and testing political behavior theories (?). However, these surveys have traditionally been used in isolation, with students of American politics conducting regression analyses on individual datasets. I argue that artificial intelligence techniques, specifically transfer learning, can bridge these separate survey datasets, creating unprecedented opportunities for testing new hypotheses about American political behavior.

The United States, as the world’s richest and oldest continuous democracy, uniquely benefits from numerous high-quality time-series surveys with large sample sizes and comprehensive question batteries. These surveys, designed and administered by leading academic institutions, share core demographic variables (*related domains*) but differ significantly in their policy questions (*different domains*). This combination of shared and distinct characteristics makes these surveys ideal candidates for transfer learning.

Transfer learning (TL) involves pre-training a model on a large (source) dataset and fine-tuning it on a smaller (target) dataset to optimize performance (Taylor and Stone, 2009; Pan and Yang, 2010; Zhao et al., 2024). While conventional transfer learning application has been applied in other areas of social science—such as computer vision (Torres and Cantú, 2022), annotating data in large language models (LLMs) (Laurer et al., 2024), and detecting deep-fake tweets (Khalid et al., 2024)—it has not yet been utilized for survey data. This makes our study the first to explore the potential of transfer learning in bridging data gaps across political science surveys, offering a novel approach to addressing long-standing data fragmentation challenges.

Political behavior models have been profoundly shaped by survey research, particularly in demonstrating the explanatory power of demographic variables (Bartels, 2000; Levendusky, 2009). Moreover, research on 'sorting' further underscores the significance of these demographic predictors. Bishop (2008) demonstrates how Americans increasingly cluster into politically homogeneous communities, a trend that accelerates partisan alignment: Democrats and Republicans systematically relocate to areas consistent with their political views (Gimpel and Hui, 2015; Sussell, 2013). This ideological sorting is evident in both symbolic ideology (self-identified liberal-conservative placement) and operational ideology (specific policy positions), which have become increasingly correlated with partisan identity (Fiorina, Abrams and Pope, 2011; Hetherington, 2009; Weber and Klar, 2019).

Polarization, in its various forms, also has become integral to understanding American politics (Abramowitz and Saunders, 2008; Benson, 2024; Iyengar et al., 2019; Hetherington, 2009). While polarization and sorting pose challenges for democratic theory by intensifying partisan divides, they also create unique AI opportunities for knowledge transfer between datasets. The increased alignment of political attitudes and behaviors with demographic variables enhances their predictive power, making demographic features more robust anchors for imputing missing policy preferences through transfer learning.

This combination of polarization and sorting presents unique opportunities for leveraging knowledge transfer between datasets. The increased alignment of political attitudes and behaviors with demographic variables enhances their predictive power, making demographic features robust anchors for imputing missing policy preferences through transfer learning. It is important to note that this paper does not merely advocate for a specific application of TL in ANES and CES data; it establishes a new research agenda. I argue that scholars can and must see survey data with common

domains (shared variables) but related tasks (prediction) as opportunities for transfer learning.

It is also important to differentiate the data produced in this study from recent attempts to use AI-generated synthetic data. Studies exploring the potential of large language models (LLMs) to simulate human survey responses have introduced new concepts like algorithmic fidelity. For instance, [Argyle et al. \(2023\)](#) demonstrated that GPT-3 can generate “silicon samples” by conditioning on detailed demographic backstories to approximate public opinion within specific subpopulations. However, these models fall short in capturing higher-order relationships and the statistical precision required for rigorous political analysis. As highlighted by [Bisbee et al. \(2024\)](#), LLM-generated data often displays significant inconsistencies in regression coefficients and sensitivity to prompt variations, raising concerns about their reproducibility and validity. Specifically, 48% of coefficients derived from ChatGPT responses significantly diverged from those obtained via ANES data, with 32% exhibiting directional changes in effect size. Moreover, LLM-generated responses frequently fail basic replication tests, with distributions varying substantially between tests conducted in April and July 2023 due to algorithmic updates.

In contrast, our work employs a data-driven and interpretable methodology validated through standard linear regression techniques. Rather than creating synthetic personas, I apply transfer learning to leverage large, representative datasets such as ANES, CES, and Pew surveys to infer the political behavior of specific respondents. Each student of American Politics knows that a straight, religious, 60-year-old Republican conservative male without a college education in Indiana is likely to vote for Trump or hold pro-life views. I argue that this intuition can be systematically taught to machines via reusing large datasets’ pre-trained models.

This approach ensures empirical validity by making sense in terms of demographic from observed data. Unlike probabilistic outputs from large language models

(LLMs), our method refines and extends the utility of existing datasets, offering a robust and replicable framework for understanding political behavior. This distinction underscores a fundamental shift in focus—from generating new, synthetic data to transferring empirical knowledge between established survey datasets through computational innovation.

Transfer learning is a machine learning “paradigm” that leverages previously trained models for a different but related task (Chao et al., 2023; Pan and Yang, 2010). A canonical example of transfer learning is in driving: experienced passenger vehicle operators typically demonstrate accelerated acquisition of commercial transport skills. This transfer of domain knowledge to a different but related task shows how expertise in a source domain (passenger vehicle operation) can expedite mastery of a related target domain (commercial transport), despite differences in vehicle scale and operational complexity.

As illustrated in Figure 1, the ANES and CES datasets share a common domain, characterized by high predictive power for variables such as party identification (PID), demographic attributes, and ideology. However, they lack policy-specific questions that could serve as additional predictors. I propose that a model pre-trained on an outcome variable like “Vote for Trump” using CES data (the source dataset) can be fine-tuned for application on ANES data (the target dataset).

3 Transferrer Learning Paradigm

To evaluate the reliability of this approach in predicting policy preferences, a ground truth is necessary. Thus, I selected two outcome variables available in both datasets, as depicted in Figure 1. These variables serve as benchmarks for validating the transfer learning framework.

As outlined in Figure 2, our study applies transfer learning by pre-training predictive models on the CES dataset using its demographic and ideological variables. These

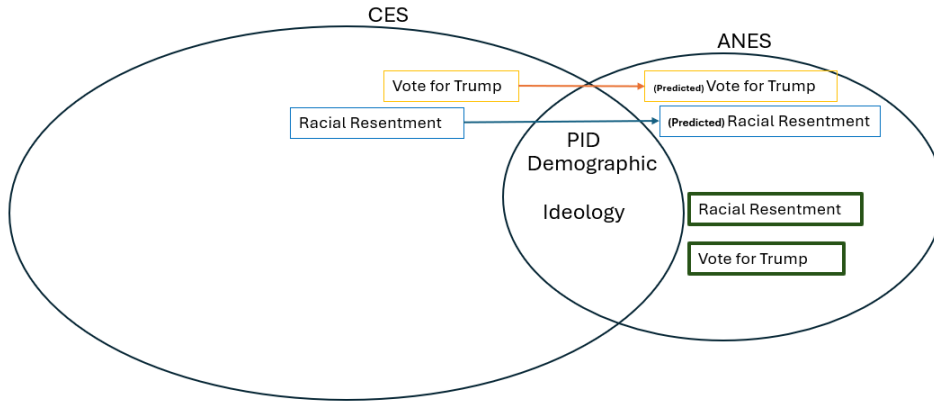


Fig. 1: The green boxes represent the ground truth or *real* outcomes in the target datasets, used for comparison with the predicted values.

pre-trained models are then fine-tuned to predict corresponding variables within the ANES dataset. This method allows for robust inference of policy preferences even in the absence of direct policy-related questions in the target dataset.

The transfer learning workflow in this study has three key stages. First, predictive models are pre-trained on CES, taking advantage of its large N and shared demographic and ideological variables. These pre-trained models are then fine-tuned using ANES data, which allows the model to adapt to the specific features of the target dataset. Finally, the fine-tuned model is evaluated for its performance in predicting missing variables within the ANES dataset, ensuring the validity and reliability of the imputed data. This systematic approach enhances the utility of fragmented datasets and ensures robust cross-dataset predictions.

Theoretically, transfer learning operates by transferring knowledge between a source domain-task pair (D_S, T_S) and a target domain-task pair (D_T, T_T) . In this study, the CES dataset serves as the source domain (D_S) with tasks (T_S) such as predicting variables like vote choice for Trump. The ANES dataset represents the target domain (D_T) , where the task (T_T) involves imputing missing variables, such as vote

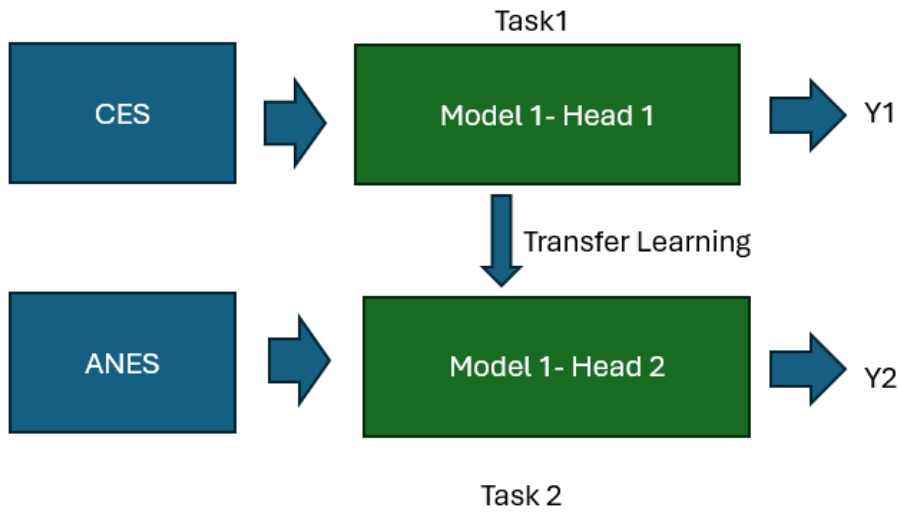


Fig. 2: Transfer Learning Workflow- Head 1 and Head 2 refer to different output layers within our neural network architecture, where each head is responsible for generating predictions for our outcomes (e.g. Vote for Trump)

choice, based on shared demographic and ideological features. By pre-training models on CES, the framework captures robust relationships within the source domain, which are then generalized and fine-tuned for the target domain (Heaton et al., 2018).

The pre-training phase utilizes CES data to build predictive models that learn feature representations generalizable across related tasks. Fine-tuning adapts these pretrained models to ANES by leveraging shared features like race and party identification while retaining general patterns from CES. By freezing early model layers and updating later ones, this step allows the model to adjust to ANES-specific nuances while preserving CES-informed knowledge as practiced in TF applications (Yosinski et al., 2014). The shared features between CES and ANES facilitate knowledge transfer, adhering to established transfer learning principles (Pan and Yang, 2010).

Unlike synthetic data generation methods, this approach relies on empirical relationships observed in CES to infer lacking variables in ANES.

This study’s methodology is inspired by seminal studies on transfer learning. [Pan and Yang \(2010\)](#) provides a comprehensive framework emphasizing cross-domain applications, while [Yosinski et al. \(2014\)](#) highlights the adaptability of features learned in one domain for tasks in another. [Heaton et al. \(2018\)](#) further discusses the role of pre-training and fine-tuning in optimizing transfer learning workflows. These foundational principles inspire the application of transfer learning to address challenges in survey-based political research.

Table 1: Transfer Learning Domain and Task Mapping

Component	Source (CES)	Target (ANES)
Domain (D_S, D_T)	Features: pid, sex, south, edu_binary, age, white, inc, ideo	Features: pid, sex, south, edu_binary, age, white, inc, ideo
Task (T_S, T_T)	Predicting Vote Choice for Trump (<code>vote_trump</code>); Predicting Racial Resentment (<code>racial_resentment</code>)	Imputing Vote Choice (<code>vote_trump</code>); Imputing Racial Resentment (<code>racial_resentment</code>)
Methodology	Pre-training predictive models	Fine-tuning on shared features

Features include party identification (`pid`), gender (`sex`), region (`south`), education (`edu_binary`), age (`age`), race (`white`), income (`inc`), and ideology (`ideo`). The target variables are vote choice for Trump (`vote_trump`) and racial resentment (`racial_resentment`).

4 Data

I use two major national surveys for this study: the American National Election Studies (ANES), the Cooperative Election Study (CES). These surveys offer several advantages. First, they benefit from state-of-the-art methodological rigor, as they are funded by well-known universities and foundations. Consequently, they have become widely used by scholars of political behavior.

ANES, with its long history and rigorous methodological design, offers a rich dataset of over 8,000 respondents, capturing detailed political attitudes, behaviors, and demographics. Funded by renowned institutions such as the University of Michigan and

Stanford University, it ensures data reliability and accuracy through state-of-the-art survey methodologies.

Similarly, CES, with its much larger sample sizes often exceeding 60,000 respondents, offers great statistical power and granularity.

The descriptive statistics for the variables from the CES and ANES datasets are presented in Table 2 and Table 3.

Statistic	RR	PID	Sex	South	Education	Age	White	Income	Ideology	Vote Trump
Count	42609	42609	42609	42609	42609	42609	42609	42609	42609	42609
Mean	0.5228	0.4304	0.4466	0.3706	0.4362	0.4586	0.7662	0.3608	0.4891	0.4045
Std	0.3700	0.3850	0.4971	0.4830	0.4959	0.2114	0.4233	0.3337	0.3250	0.4908
Min	0	0	0	0	0	0	0	0	0	0
25%	0.125	0	0	0	0	0.2857	1	0	0.1667	0
50%	0.5	0.3333	0	0	0	0.4935	1	0.33	0.5	0
75%	0.875	0.8333	1	1	1	0.6234	1	0.66	0.8333	1
Max	1	1	1	1	1	1	1	1	1	1

Table 2:

Descriptive statistics for key variables for source data set, CES 2020. RR: Racial Resentment. Variables are coded as: males (=1), college degree (=1), white (=1), south (=1). Features: PID, Sex, South, Edu (Binary), Age, White, Income, Ideology. Target: Vote Trump.

Statistic	RR	PID	Sex	South	Education	Age	White	Income	Ideology	Vote Trump
Count	4740	4740	4740	4740	4740	4740	4740	4740	4740	4740
Mean	0.5453	0.4776	0.4646	0.3544	0.5956	0.5648	0.7899	0.3755	0.5101	0.4272
Std	0.3405	0.3911	0.4988	0.4784	0.4908	0.2712	0.4074	0.3087	0.2871	0.4947
Min	0	0	0	0	0	0	0	0	0	0
25%	0.25	0	0	0	0	0.3387	1	0	0.3333	0
50%	0.5	0.5	0	0	1	0.5968	1	0.33	0.5	0
75%	0.875	0.8333	1	1	1	0.7903	1	0.66	0.8333	1
Max	1	1	1	1	1	1	1	1	1	1

Table 3:

Descriptive statistics for key variables for target data set, ANES 2020. RR: Racial Resentment. Variables are coded as: Republican (=1), males (=1), college degree (=1), white (=1), south (=1), conservative (=1).

5 Linear Model: Interpretative Rationale of using Transferrer Learning in Survey Data

The linear regression model is more than a simple statistical technique—it is the fundamental architectural framework and logic underlying sophisticated deep learning

approaches: Even in black box neural networks, where the coefficients and values within internal layers lack interpretability, the ultimate significance lies in the final output. Neural networks can be broadly conceptualized as a two-stage regression or classification model. Therefore, I used the linear model as the first test of my approach. If the data sets are nationally representative and if there is predictive power on key demographic variables, I expect that when I transfer the model from the Cooperative Election Study (CES) data to the American National Election Studies (ANES), I will observe relatively consistent coefficients, in terms of size and sign.

To put it differently, the linear regression model serves as a critical first test of cross-survey data prediction, grounded in two fundamental assumptions:

- **National Representativeness:** Both the Cooperative Election Study (CES) and American National Election Studies (ANES) are designed to provide statistically representative samples of the U.S. population.
- **Demographic Predictive Power:** Key demographic variables should exhibit stable predictive power across different survey.

The core hypothesis posits that when transferring a predictive model between these nationally representative datasets, I expect to observe a similar magnitude of regression coefficients, and consistent directional relationships between predictors and outcomes.

5.1 Application: Racial Resentment, and Vote Choice

Prediction

I develop a linear regression model predicting racial resentment using key demographic predictors:

$$RR = \beta_0 + \beta_1 PID + \beta_2 Sex + \beta_3 South + \beta_4 Education + \beta_5 Age + \beta_6 White + \beta_7 Income + \beta_8 Ideology + \epsilon \quad (1)$$

Where:

- (RR): Racial Resentment (dependent variable), our second outcome would be vote for Trump
- Predictors include: Party Identification, Gender, Region, Education, Age, Race, Income, and Ideology

The regression results table for four models utilizing CES and ANES data, with the process demonstrated in Figure 2. As I expected, the size and the sign of coefficients are consistent; however, the predictive performance for the binary variable “Vote for Trump” surpasses that of “Racial Resentment,” which is an ordinal variable. This outcome shows that while our transfer learning is effective, it performs better for tasks involving binary outcomes like “Vote for Trump.” As a result, I expect to see better performance for deep learning base transfer learning as well.

6 Results and Discussion

Our initial transfer learning model for “Vote for Trump” shows strong predictive power even without addressing missing data or implementing more sophisticated deep learning architecture. The model achieved 91.98% accuracy on the ANES test set, with a recall of 93.89 % and precision of 88.28%. These impressive metrics with a naive model highlight the promising potential of utilizing transfer learning in survey research.

These results validate our theoretical framework regarding the relationship between political polarization, sorting and demographic predictability. The high accuracy shows that demographic variables have indeed become reliable predictors of political behavior across survey domains, supporting existing literature on political sorting and polarization (Bishop, 2008; Hetherington, 2009). The balanced F1 score of 91.00% further suggests that these relationships are stable enough to enable reliable cross-survey prediction.

	Racial Resentment		Vote for Trump	
	Real (ANES)	Predicted (CES model → ANES)	Real (ANES)	Predicted (CES model → ANES)
PID	-0.273 (0.013)	-0.310 (0.000)	0.753 (0.017)	0.767 (0.000)
Gender	0.004 (0.007)	-0.022 (0.000)	-0.032 (0.008)	0.020 (0.000)
Region	-0.010 (0.007)	-0.008 (0.000)	0.007 (0.009)	0.008 (0.000)
Education	0.093 (0.007)	0.072 (0.000)	-0.048 (0.009)	-0.028 (0.000)
Age	-0.078 (0.012)	-0.129 (0.000)	0.038 (0.015)	0.047 (0.000)
Race	-0.037 (0.008)	-0.033 (0.000)	0.071 (0.010)	0.058 (0.000)
Income	0.031 (0.011)	0.011 (0.000)	0.013 (0.014)	0.013 (0.000)
Ideology	-0.401 (0.018)	-0.436 (0.000)	0.429 (0.023)	0.394 (0.000)
Constant	0.880 (0.011)	0.919 (0.000)	-0.187 (0.015)	-0.175 (0.000)
N	5,884	6,504	4,767	6,504
R ²	0.442	1.000	0.676	1.000
Adj. R ²	0.441	1.000	0.676	1.000
RSE	0.244	0.000	0.276	0.000
F-stat	(df=5875) 582.262	(df=6495) 5.32e+33	(df=4758) 1,243.473	(df=6495) 2.51e+34
	(df=8;5875)	(df=8;6495)	(df=8;4758)	(df=8;6495)

Note: Standard errors in parentheses. Same coding rule as Table 1

Table 4: Transferring the Model: Applying the model trained on CES data to predict vote choice for Trump and racial resentment using ANES data. Note that the size and direction of coefficients are consistent, particularly for the binary variable vote for Trump.

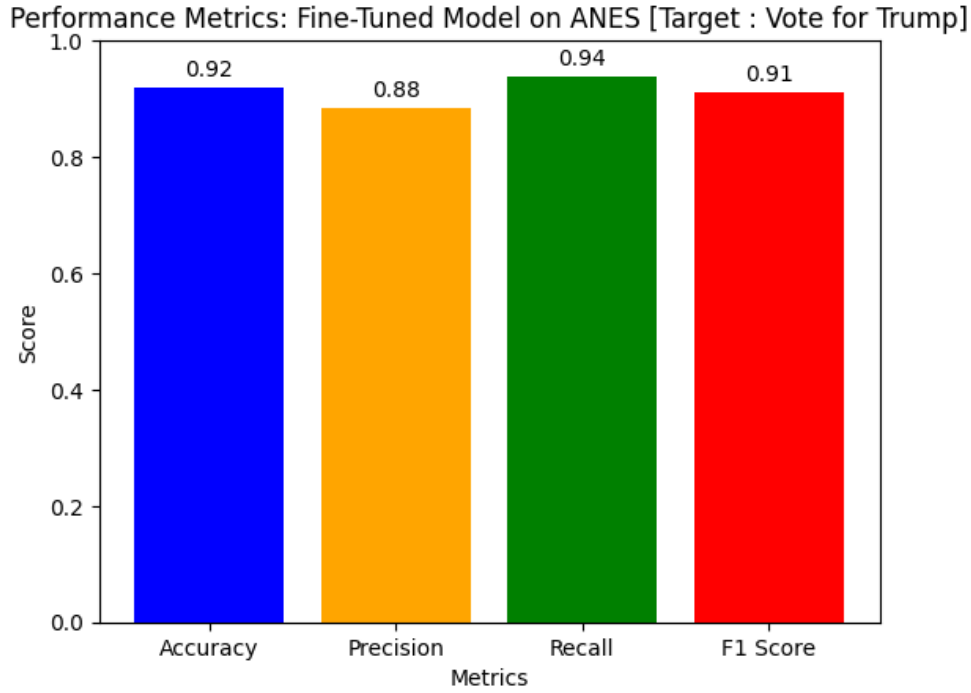


Fig. 3

Moreover, these results are also comforting as they demonstrate the high level of transparency and scientific rigor achieved with large, representative datasets. This shows that CES and ANES data consistently measure the preferences of ordinary citizens, despite differences in sampling methods and research teams.

Finally, these findings establish transfer learning as a promising new frontier in political science methodology. Unlike recent attempts to generate synthetic survey data using large language models (Bisbee et al., 2024), our approach leverages real demographic patterns to bridge gaps and transfer knowledge between existing surveys. Even with this basic implementation, the results suggest that researchers can potentially “fill in” lacking variables across surveys with considerable confidence, opening new avenues for testing hypotheses about American political behavior.

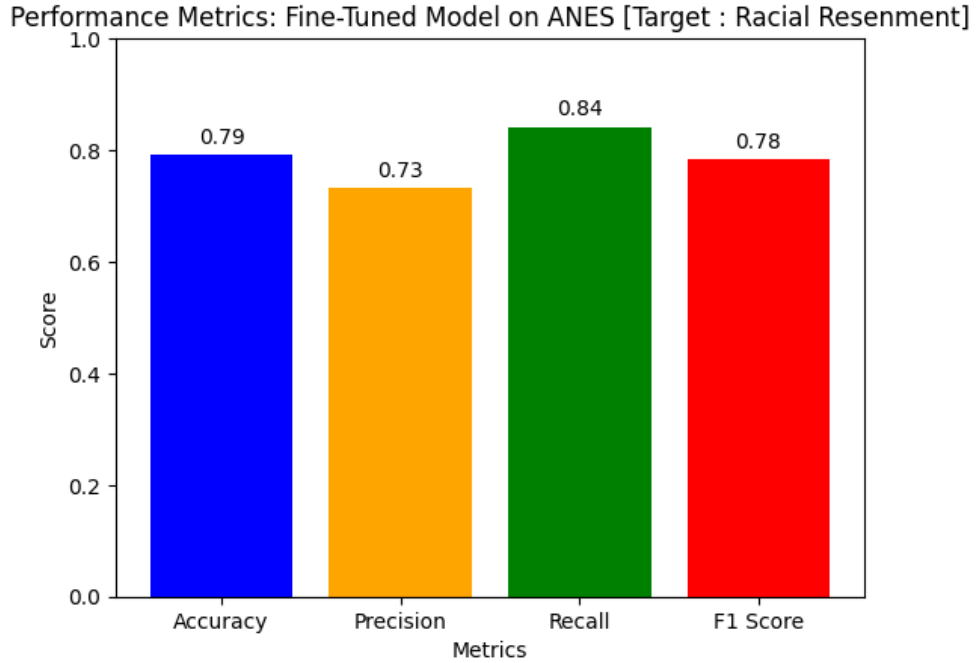


Fig. 4

7 Conclusion

While the field of political methodology has been excited by artificial intelligence advances, particularly large language models (LLMs), this narrow focus risks overlooking other transformative AI approaches. This paper argues that transfer learning, in particular, offers remarkable potential for advancing political science research. Through the first systematic application of transfer learning to bridge gaps between social science surveys, we achieved strong predictive performance despite using a relatively simple architecture and conservative data handling approach through case-wise deletion.

Although our empirical analysis focused on specific policy preferences and voting behavior using the 2020 American National Election Studies (ANES) and Cooperative Election Study (CES), the implications of this methodological innovation extend far

beyond American politics. The success of transfer learning in this context suggests broad applications across political science and the social sciences more broadly. This approach could help researchers leverage insights across disparate datasets, maximize the utility of existing survey data, and generate more robust cross-survey comparisons.

The innovative core of this approach lies in recognizing that surveys with common domains (e.g., shared demographic variables) but different tasks (e.g., varying policy questions) offer untapped opportunities for knowledge transfer. Just as transfer learning has revolutionized fields such as computer vision and natural language processing by facilitating knowledge reuse across related tasks, it holds transformative potential for leveraging existing survey data across diverse research contexts.

The initial results for a naive model (accuracy of 91.98% and F1 score of 91.00%) show the promising potential of transfer learning in survey research. While Large Language Models (LLMs) often struggle with individual-level prediction accuracy and their synthetic data generation approaches can undermine core principles of human participant research - namely representation, inclusion, and understanding - transfer learning shows remarkable capability in preserving and leveraging actual participant responses (Agnew et al., 2024). The strong performance of our basic implementation, even without sophisticated optimization, suggests substantial room for further advancement through more refined approaches.

Future research could extend this framework to diverse contexts, including international survey programs, longitudinal studies, and specialized surveys that share common variables but differ in their specific focus areas. More advanced applications could incorporate sophisticated techniques for handling missing data and leverage complex modeling architectures.

While these enhancements could improve predictive accuracy while maintaining interpretability and ethical standards in human participant research, the implications extend far beyond technical improvements. This work represents more than just adding

variables to regression equations in American politics—it proposes a fundamental shift in how social scientists can extract value from existing survey data worldwide.

By viewing surveys as interconnected opportunities for transfer learning rather than isolated datasets, researchers can overcome long-standing data gaps and advance social science research across multiple domains and disciplines. This paradigm shift enables us to maximize the utility of existing survey data while respecting the ethical imperatives of working with human participant data, potentially transforming how we approach survey research in the social sciences.

References

- Abramowitz, Alan I. and Kyle L. Saunders. 2008. “Is Polarization a Myth?” *The Journal of Politics* 70(2):542–555.
URL: <https://doi.org/10.1017/s0022381608080493>
- Agnew, William, A. Stevie Bergman, Jennifer Chien, Mark Díaz, Seliem El-Sayed, Jaylen Pittman, Shakir Mohamed and Kevin R. McKee. 2024. “The illusion of artificial inclusion.” *Proceedings of the CHI Conference on Human Factors in Computing Systems (CHI 2024)* .
URL: <https://doi.org/10.48550/arXiv.2401.08572>
- Aher, Ganesh V., Rosa I. Arriaga and Adam T. Kalai. 2023. Using Large Language Models to Simulate Multiple Humans and Replicate Human Subject Studies. In *Proceedings of the 40th International Conference on Machine Learning*. pp. 337–371.
URL: <https://proceedings.mlr.press/v202/aher23a.html>
- Argyle, Luke P., Ethan C. Busby, Nicholas Fulda, Joshua R. Gubler, Caleb Rytting and David Wingate. 2023. “Out of One, Many: Using Language Models to Simulate Human Samples.” *Political Analysis* 31(3):337–351.
- Bartels, Larry M. 2000. “Partisanship and Voting Behavior, 1952–1996.” *American Journal of Political Science* 44(1):35–50.
- Benson, J. 2024. “Democracy and the Epistemic Problems of Political Polarization.” *American Political Science Review* 118(4):1719–1732.
URL: <https://doi.org/10.1017/S0003055423001089>
- Berelson, Bernard R., Paul F. Lazarsfeld and William N. McPhee. 1954. *Voting*. Chicago: University of Chicago Press.
- Bisbee, James, Joshua D. Clinton, Cassandra Dorff, Brenton Kenkel and Jennifer M. Larson. 2024. “Synthetic Replacements for Human Survey Data? The Perils of Large Language Models.” *Political Analysis* 32(4):401–416.

- Bishop, Bill. 2008. *The Big Sort: Why the Clustering of Like-Minded America Is Tearing Us Apart*. New York: Houghton Mifflin Harcourt.
- Campbell, Angus, Philip E. Converse, Warren E. Miller and Donald E. Stokes. 1960. *The American Voter*. New York: John Wiley & Sons, Inc.
- Chao, Guoqing, Xiaodan Zhu, Wei Ding et al. 2023. “Editorial: Special Issue on Transfer Learning.” *Neural Processing Letters* 55:1997–2000.
URL: <https://doi.org/10.1007/s11063-023-11300-6>
- Fiorina, Morris P., Samuel J. Abrams and Jeremy C. Pope. 2011. *Culture War?* Longman.
- Gimpel, James and Iris Hui. 2015. “Seeking Politically Compatible Neighbors? The Role of Neighborhood Partisan Composition in Residential Sorting.” *Political Geography* 35(1):1–13.
- Gopalakrishnan, Kasthurirangan, Siddhartha K. Khaitan, Alok Choudhary and Ankit Agrawal. 2017. “Deep Convolutional Neural Networks with transfer learning for computer vision-based data-driven pavement distress detection.” *Construction and Building Materials* 157:322–330.
URL: <https://www.sciencedirect.com/science/article/pii/S0950061817319335>
- Grossmann, Igor, Matthew Feinberg, Dominic C. Parker, Nicholas A. Christakis, Philip E. Tetlock and William A. Cunningham. 2023. “AI and the Transformation of Social Science Research.” *Science* 380(6650):1108–1109.
- Heaton, Jeffery, Ian Goodfellow, Yoshua Bengio and Aaron Courville. 2018. “Deep Learning.” *Genetic Programming and Evolvable Machines* 19(3):305–307.
- Hetherington, Marc J. 2009. “Putting Polarization in Perspective.” *British Journal of Political Science* 39(2):413–448.
- Iyengar, Shanto, Yphtach Lelkes, Matthew Levendusky, Neil Malhotra and Sean J. Westwood. 2019. “The Origins and Consequences of Affective Polarization in the United States.” *Annual Review of Political Science* 22:129–146.

URL: <https://doi.org/10.1146/annurev-polisci-051117-073034>

Khalid, M. et al. 2024. “Novel Sentiment Majority Voting Classifier and Transfer Learning-Based Feature Engineering for Sentiment Analysis of Deepfake Tweets.” *IEEE Access* 12:67117–67129.

URL: <https://doi.org/10.1109/ACCESS.2024.3398582>

Laurer, M., W. van Atteveldt, A. Casas and K. Welbers. 2024. “Less Annotating, More Classifying: Addressing the Data Scarcity Issue of Supervised Machine Learning with Deep Transfer Learning and BERT-NLI.” *Political Analysis* 32(1):84–100.

URL: <https://doi.org/10.1017/pan.2023.20>

Lazarsfeld, Paul F., Bernard R. Berelson and Hazel Gaudet. 1944. *The People’s Choice*. New York: Duell, Sloan, and Pearce.

Levendusky, Matthew. 2009. *The Partisan Sort: How Liberals Became Democrats and Conservatives Became Republicans*. University of Chicago Press.

Pan, Sinno Jialin and Qiang Yang. 2010. “A Survey on Transfer Learning.” *IEEE Transactions on Knowledge and Data Engineering* 22(10):1345–1359.

Pilati, Federico, Anders Kristian Munk and Tommaso Venturini. 2024. “The Problems of LLM-generated Data in Social Science Research.” *Sociologica* 18(2):145–168. Symposium: Repurposing Generative AI for Social Research – peer-reviewed.

Ruder, Sebastian, Matthew E. Peters, Swabha Swayamdipta and Thomas Wolf. 2019. Transfer Learning in Natural Language Processing. In *Proceedings of the 2019 Conference of the North American Chapter of the Association for Computational Linguistics: Tutorials*. Minneapolis, Minnesota: Association for Computational Linguistics pp. 15–18.

Society for Political Methodology. . “POLMETH Mailing List.” <https://polmeth.org/mailling-list>.

Sussell, Jesse. 2013. “New Support for the Big Sort Hypothesis: An Assessment of Partisan Geographic Sorting in California, 1992–2010.” *PS: Political Science and*

Politics 46(4):768–773.

Taylor, Matthew E. and Peter Stone. 2009. “Transfer Learning for Reinforcement Learning Domains: A Survey.” *Journal of Machine Learning Research* 10:1633–1685. Submitted 6/08; Revised 5/09; Published 7/09.

URL: <http://jmlr.org/papers/v10/taylor09a.html>

Torres, M. and F. Cantú. 2022. “Learning to See: Convolutional Neural Networks for the Analysis of Social Science Data.” *Political Analysis* 30(1):113–131.

URL: <https://doi.org/10.1017/pan.2021.9>

Weber, Christopher and Samara Klar. 2019. “Exploring the Psychological Foundations of Ideological and Social Sorting.” *Political Psychology* 40(S1):215–243.

Yosinski, Jason, Jeff Clune, Yoshua Bengio and Hod Lipson. 2014. How Transferable Are Features in Deep Neural Networks? In *Advances in Neural Information Processing Systems (NIPS)*. Vol. 27.

Zhao, Zehui, Laith Alzubaidi, Jinglan Zhang, Ye Duan and Yuantong Gu. 2024. “A comparison review of transfer learning and self-supervised learning: Definitions, applications, advantages and limitations.” *Expert Systems with Applications* 242:122807.

URL: <https://www.sciencedirect.com/science/article/pii/S0957417423033092>