

Numerical entropy production in finite volume ADER schemes

M. Semplice*, A. Zappa†

Abstract

Whenever we deal with conservation laws, uniqueness of weak solutions can be guaranteed by the entropy inequality, which derives from the physical entropy. We study the residual of this inequality, which represents the numerical entropy production by the approximation scheme we are considering. This idea has been introduced and exploited in Runge-Kutta finite volume methods, where the numerical entropy production has been used as an indicator in adaptive schemes, since it scales as the local truncation error of the method for smooth solutions and it highlights the presence of discontinuities and their kind.

The aim of this work is to extend this idea to ADER timestepping techniques. We show that the numerical entropy production can be defined also in this context and it provides a scalar quantity computable for each space-time volume which, under grid refinement, decays to zero with the same rate of convergence of the scheme for smooth solutions, it's bounded on contact discontinuities and divergent on shock waves. Theoretical results are proven in a multi-dimensional setting. We also present numerical evidence showing that it is essentially negative definite. Moreover, we propose an adaptive scheme that uses the numerical entropy production as smoothness indicator. The scheme locally modifies its order of convergence with the purpose of removing the oscillations due to the high-order of accuracy of the scheme.

Keywords Finite volume schemes, hyperbolic systems, multiple space dimensions, numerical entropy, p-adaptivity.

*Università degli Studi dell'Insubria - Dipartimento di Scienza e Alta Tecnologia - Como (Italy) mte.semplice@uninsubria.it

†Università degli Studi dell'Insubria - Dipartimento di Scienze Teoriche ed Applicate - Como (Italy) azappa1@uninsubria.it

1 Introduction

We consider systems of conservation laws of the form

$$\partial_t u + \nabla_x \cdot f(u) = 0 \quad (1)$$

where the solutions $u : \mathbb{R}^+ \times \mathbb{R}^n \rightarrow \mathbb{R}^m$ are functions of time t and a spatial variable $x \in \mathbb{R}^n$ and the flux is a function $f : \mathbb{R}^m \rightarrow \mathbb{R}^m$. We assume that the system is hyperbolic, which means that there exists a complete system of real eigenvectors of the Jacobian matrix of the flux in direction \vec{n} for every possible physical state u and $\vec{n} \in S^{n-1}$.

When developing highly efficient numerical schemes, one has to consider the possible presence in the solution of steep gradients or discontinuities that may develop in finite time even from smooth initial data. In the vicinity of such zones, the real accuracy of formally high order schemes is reduced and spurious oscillations may not be effectively controlled by the Essentially Non-Oscillatory reconstructions employed. On the other hand, in smooth areas of the solutions, it is more cost-efficient to apply an high-order scheme on a coarsen mesh than a first-order one on an extremely refined grid. One is thus lead to develop adaptive numerical schemes.

Adaptive schemes have the ability to adapt locally (in space and time) to the solution being computed by (any combination of) changing the mesh size refining or coarsening the computational mesh (h -refinement or AMR), redistributing the cells without changing their global number (r -refinement), changing the order of the applied scheme (p -refinement, MOOD), or changing the features of the scheme (e.g. applying the local characteristic decomposition).

A common requirement of any adaptive procedure is the need of an error indicator to drive the adaptation. To this end, in the context of finite volume schemes for hyperbolic conservation laws, the concept of Numerical Entropy Production has been introduced in [Pup04] and extended to high order [PS11] and balance laws [PS16]. The Numerical Entropy Production has been used to drive adaptive schemes in the AMR [EGY13, AIP19, SCR16], in the p -adaptive [PS11] and in the MOOD framework [SL18].

The employment of the numerical entropy production is natural for several reasons. Firstly, it is possible that solutions for a system of conservation laws may lose their regularity in a finite time even if the initial data are smooth, giving rise to discontinuities. In this case, the existence of strong and the uniqueness of weak solutions are lost. To recover uniqueness, we consider as admissible only the weak solutions that satisfy the entropy inequality

$$\partial_t \eta(u) + \nabla_x \cdot \psi(u) \leq 0 \quad (2)$$

where η is a scalar convex entropy function and ψ is the corresponding entropy flux such that it satisfies the compatibility condition $\nabla^T \eta J_f(u) = \nabla^T \psi$. For exact solutions (2) holds as an equality unless a shock wave is present in the solution.

The numerical entropy production S_j^n is a residual of (2) computed on the numerical solutions of (1) and introducing numerical entropy fluxes Ψ which are consistent with the exact entropy flux ψ . For high order finite volume schemes it has been shown that S_j^n converges to zero with the same rate of the local truncation error for smooth solutions and it's bounded by terms of order $\mathcal{O}(1/\Delta t)$ if the solution presents a shock wave. For this reasons, S_j^n can be considered as an a-posteriori error indicator for the finite volume scheme.

In literature, other uses of the numerical entropy production can be found. In [JRB11] an efficient entropy viscosity method for nonlinear conservation laws is proposed, in which numerical diffusion is added proportionally to the local production of entropy.

There are also some theoretical studies about the sign of the numerical entropy production. In [PS11], it has been proved that it's essentially negative definite for a first-order Rusanov scheme applied to a scalar conservation law. For high-order schemes, information about the sign can be found in [Loz18] in which an explicit computation of the spatial and the time contributions in the numerical entropy production is given.

The main idea of this work is to extend the definition of S_j^n given in [PS11] to Finite Volume Arbitrary Accuracy DERivative Riemann problem (FV-ADER) schemes, which are fully-discrete schemes that solve the high-order Riemann problem approximately without semidiscretization nor Runge-Kutta methods. In general, ADER schemes use two sets of piecewise polynomials with

degree N and M . The first set represents the spatial solution in each element at each time step, whereas the second set are space-time polynomials used for the evolution in time of the solution. These latter are initialized at time t^n via a reconstruction procedure and evolved in time through a local continuous space-time Galerkin method [DBTM08], giving a high-order predictor for the conserved variables, which is then used to compute the N -th degree spatial polynomial at time t^{n+1} in a conservative manner. For this reason, they are also named $P_N P_M$ schemes. We are interested in the $P_0 P_M$ approach, which leads to finite volume-type schemes.

The paper is organized as follows. In Section 2 we recall the construction of semidiscrete finite volume schemes evolved in time with a Runge-Kutta method. We also recall the definition of the numerical entropy production and its properties. In Section 3 we introduce the FV-ADER schemes and we extend the definition of the numerical entropy production to this setting. In Section 4 we test numerically the properties of S_j^n in the one-dimensional and two-dimensional case. We show numerical evidence of the essentially negative sign of S_j^n and its different behaviour with respect to the kind of wave we are dealing with. Finally, in Section 5 we present an example of adaptive scheme that exploits the numerical entropy production as indicator to decrease the order of the scheme in the regions in which one wants to avoid spurious oscillations.

2 Numerical Entropy for Semidiscrete Runge-Kutta schemes

We consider conservation laws of the form

$$\partial_t u + \nabla_x \cdot f(u) = 0 \quad (3)$$

coupled with the entropy inequality

$$\partial_t \eta(u) + \nabla_x \cdot \psi(u) \leq 0 \quad (4)$$

over the domain $\Omega = \bigcup_{j \in \mathbb{Z}} \Omega_j$, where Ω_j are cells partitioning the computational domain Ω . Dividing (3) by the cell volume $|\Omega_j|$ and integrating over Ω_j , we obtain

$$\frac{d}{dt} \bar{u}_j(t) + \frac{1}{|\Omega_j|} \int_{\partial\Omega_j} f(u(t, x)) \cdot \hat{n} \, dx = 0$$

where

$$\bar{u}_j(t) = \frac{1}{|\Omega_j|} \int_{\Omega_j} u(t, x) \, dx$$

is the exact cell average in Ω_j and \hat{n} the outgoing normal. Integrating also in time, we get

$$\bar{u}_j^{n+1} = \bar{u}_j^n - \frac{1}{|\Omega_j|} \int_{t^n}^{t^{n+1}} \int_{\partial\Omega_j} f(u(\tau, x)) \cdot \hat{n} \, dx d\tau. \quad (5)$$

Similarly, the entropy inequality becomes

$$\bar{\eta}_j^{n+1} - \bar{\eta}_j^n + \frac{1}{|\Omega_j|} \int_{t^n}^{t^{n+1}} \int_{\partial\Omega_j} \psi(u(\tau, x)) \cdot \hat{n} \, dx d\tau \leq 0. \quad (6)$$

The space integrals on $\partial\Omega_j$ can be replaced with suitable quadrature rules.

If the solution is smooth, inequality (6) is actually an equality, whereas if it has a shock discontinuity, then the inequality holds strictly for the unique physical solution of the conservation law.

In the numerical solution, we approximate \bar{u}_j^n with \bar{U}_j^n . Since we are not able to compute $f(u(t, x_{j+1/2}))$ directly, we need a reconstruction, which allows to compute the values of U at the boundary of the cells. Let $R_j(t, x)$ be a local reconstruction, e.g. a polynomial of fixed maximum degree, that has $\int_{\Omega_j} R_j(t, x) \, dx = |\Omega_j| \bar{U}_j(t)$ and which approximates accurately also the cell averages in the neighbors of $|\Omega_j|$ in a sense that will be specified later. The operator \mathcal{R}_j thus

maps the cell averages in Ω_j and its neighbors to a reconstruction polynomial defined in Ω_j . Then, for $x \in \partial\Omega_j$ we denote the inner and outer reconstructed values as

$$U^-(t, x) = R_j(t, x) \quad U^+(t, x) = R_k(t, x),$$

where Ω_k is the neighbor of Ω_j such that $x \in \Omega_j \cap \Omega_k$. The outer value is well defined except at the corners of the cells, so it is computable at least for any Gaussian quadrature point on the edges of the cells in the mesh.

Then $f(u(t, x))$ in (5) can be replaced by $\mathcal{F}(U^-(t, x), U^+(t, x))$, where \mathcal{F} is a two-point numerical flux consistent with $f(u)$. Therefore, the numerical scheme becomes

$$\bar{U}_j^{n+1} = \bar{U}_j^n - \frac{1}{|\Omega_j|} \int_{t^n}^{t^{n+1}} \int_{\partial\Omega_j} \mathcal{F}(U^-(\tau, x), U^+(\tau, x)) \cdot \hat{n} \, dx d\tau. \quad (7)$$

Following [PS11], the numerical entropy production S_j^n on each cell Ω_j is defined as the residual of the entropy inequality (6), that is

$$S_j^n = \frac{1}{\Delta t} \left(\overline{\eta(U^{n+1})}_j - \overline{\eta(U^n)}_j + \frac{1}{|\Omega_j|} \int_{t^n}^{t^{n+1}} \int_{\partial\Omega_j} \Psi(U^-(\tau, x), U^+(\tau, x)) \cdot \hat{n} \, dx d\tau \right) \quad (8)$$

where Ψ is a numerical flux consistent with the exact entropy flux $\psi(u)$.

If we apply a p^{th} -order Runge-Kutta method to evolve in time the semidiscrete scheme we get

$$\bar{U}_j^{n+1} = \bar{U}_j^n - \Delta t \sum_{i=1}^{\nu} b_i K_j^{(i)} \quad (9)$$

where $K_j^{(i)} = \frac{1}{|\Omega_j|} \int_{\partial\Omega_j} \mathcal{F}(U^{(i),-}, U^{(i),+}) \cdot \hat{n} \, dx$ is the numerical flux evaluated at the values reconstructed from the i^{th} Runge-Kutta stage cell averages

$$\bar{U}_j^{(i)} = \bar{U}_j^n - \Delta t \sum_{k=1}^{i-1} a_{ik} K_j^{(k)}$$

and a_{ik} and b_i are the coefficients from the Butcher's tableaux (A, b) .

Therefore, for a finite volume Runge-Kutta scheme the numerical entropy production over the volume $[t^n, t^{n+1}] \times \Omega_j$ can be computed as

$$S_j^n = \frac{1}{\Delta t} \left(\frac{1}{|\Omega_j|} \mathcal{Q}_{\Omega_j}(\eta(U^{n+1})) - \frac{1}{|\Omega_j|} \mathcal{Q}_{\Omega_j}(\eta(U^n)) + \Delta t \sum_{i=1}^{\nu} b_i \tilde{K}_j^{(i)} \right) \quad (10)$$

where $\tilde{K}_j^{(i)} = \frac{1}{|\Omega_j|} \int_{\partial\Omega_j} \Psi(U^{(i),-}, U^{(i),+}) \cdot \hat{n} \, dx$ and \mathcal{Q}_{Ω_j} is a q^{th} order accurate quadrature rule in space.

Remark 1. *The computation of S_j^n does not affect significantly the computational cost of the scheme. Indeed, most terms in (10) are already available from previous computations and one just needs an extra reconstruction of the solution from the cell averages at time t^{n+1} , which can of course be reused at the beginning of the next timestep.*

In order to have an even more efficient implementation, the entropy function η can be added as an additional variable in the system of conservation laws, reinitializing its value at the beginning of each time step as $\bar{\eta}_j^n = \eta(\bar{U}_j^n)$. Applying the numerical scheme to the augmented system, one computes

$$\bar{\eta}_j^{n+1} = \bar{\eta}_j^n - \Delta t \sum_{i=1}^{\nu} b_i \tilde{K}_j^{(i)} = \frac{1}{|\Omega_j|} \mathcal{Q}_{\Omega_j}(\eta(U^n)) - \Delta t \sum_{i=1}^{\nu} b_i \tilde{K}_j^{(i)}.$$

At this point, S_j^n can be computed as

$$S_j^n = \frac{1}{\Delta t} \left(\frac{1}{|\Omega_j|} \mathcal{Q}_{\Omega_j}(\eta(U^{n+1})) - \bar{\eta}_j^{n+1} \right).$$

In [PS11] the following theorem is proved, for the one-dimensional case of a conservation law.

Theorem 1. *Consider a p^{th} order semidiscrete finite volume scheme of the form (9) and define the numerical entropy production as in (10).*

- *If the solution is regular, then the numerical entropy production in a fixed time step decays to zero as $\mathcal{O}(\Delta t^p)$ for $\Delta t \rightarrow 0$.*
- *In cells in which the solution is not regular, $S_j^n \leq \frac{C}{\Delta t}$ for a constant C which does not depend on Δt .*

We point out that although Theorem 1 was proven in the one-dimensional setting, the numerical entropy production has been exploited also in multi-dimensional AMR schemes in [SCR16, SL18].

3 Numerical Entropy Production by FV-ADER schemes

The aim of this section is to extend the definition of the numerical entropy production to the case of FV-ADER schemes P_0P_M [DBTM08]. The idea is similar to [PS11], but the last term of (10) which arose from the Runge-Kutta stages of the scheme for time advancement, will need to be replaced with a term linked to the FV-ADER evolution algorithm.

We start again from the conservation law (3). Integrating over $[t^n, t^{n+1}] \times \Omega_j$ and dividing by $|\Omega_j|$, we get

$$\bar{u}_j^{n+1} = \bar{u}_j^n - \frac{1}{|\Omega_j|} \int_{t^n}^{t^{n+1}} \left(\int_{\partial\Omega_j} f(u(\tau, x)) \cdot \hat{n} \, dx \right) d\tau.$$

Using an appropriate quadrature rule in time \mathcal{Q}_t , we obtain

$$\bar{u}_j^{n+1} \simeq \bar{u}_j^n - \frac{1}{|\Omega_j|} \mathcal{Q}_t \left(\int_{\partial\Omega_j} f(u(t, x)) \cdot \hat{n} \, dx \right).$$

We approximate \bar{u}_j^n with the numerical solution \bar{U}_j^n and the exact flux $f(u(t, x))$ with a 2-point numerical flux $\mathcal{F}(u^-(t, x), u^+(t, x))$ consistent with $f(u)$. Here u^\pm denote the inner and outer values of u at the cell boundary and they are further approximated by the following local ADER predictor: in each cell Ω_j we look for a solution of the conservation law of the form

$$\hat{U}_j(\tau, \xi) = \sum_l \hat{u}_{j,l} \theta_l(\tau, \xi) \quad (11)$$

where $\xi \in \mathbb{R}^n$ and $\{\theta_l(\tau, \xi)\}$ are the basis functions for a space-time FEM method of order $M + 1$.

The degrees of freedom $\{\hat{u}_{j,l}\}$ are computed in each cell Ω_j through an iterative algorithm obtained manipulating the conservation law (3) multiplied by a test function and integrated in space and time. The degrees of freedom at the first step of the iterative method are initialized as the reconstructed values $R_j(t^n, x)$ at time t^n . In [DBTM08] the method is seen as a discrete Picard iteration for ODEs and it's observed that it takes at most M iterations to converge for any initial guess.

The final numerical scheme becomes

$$\bar{U}_j^{n+1} = \bar{U}_j^n - \frac{1}{|\Omega_j|} \mathcal{Q}_t \left(\int_{\partial\Omega_j} \mathcal{F}(\hat{U}^-(t, x), \hat{U}^+(t, x)) \cdot \hat{n} \, dx \right) \quad (12)$$

where \hat{U}^\pm denote the inner and outer values of the predictor \hat{U} at the cell boundaries and the integral on $\partial\Omega_j$ is computed using an appropriate quadrature rule in space.

Definition 1. *The numerical entropy production by a FV-ADER scheme is obtained by the formula*

$$S_j^n = \frac{1}{\Delta t |\Omega_j|} \left\{ \mathcal{Q}_{\Omega_j}(\eta(U^{n+1})) - \mathcal{Q}_{\Omega_j}(\eta(U^n)) + \mathcal{Q}_t \left(\int_{\partial\Omega_j} \Psi(\hat{U}^-(t, x), \hat{U}^+(t, x)) \cdot \hat{n} \, dx \right) \right\}. \quad (13)$$

Remark 2. Again for a more efficient implementation, S_j^n can be rewritten as

$$S_j^n = \frac{1}{\Delta t} \left(\frac{1}{|\Omega_j|} \mathcal{Q}_{\Omega_j}(\eta(U^{n+1})) - \bar{\eta}_j^{n+1} \right)$$

where $\bar{\eta}_j^{n+1}$ is the entropy evolved as a variable of the system and reinitialized at each time step as $\bar{\eta}_j^n = \eta(\bar{u}_j^n)$.

Using the definition (13), the following proposition can be proved.

Theorem 2. Consider a p^{th} -order convergent scheme of the form (12) where \mathcal{Q} is a quadrature rule of order q and define the entropy production as in (13) with a consistent entropy flux. Suppose $\Delta t = \mathcal{O}(|\Omega_j|/|\partial\Omega_j|)$. Then

- if the solution is regular, the numerical entropy production in a fixed time step decays to zero as $\mathcal{O}(\Delta t^p)$ for $\Delta t \rightarrow 0$;
- in those cells in which the solution is not regular, $S_j^n \leq \frac{C}{\Delta t}$, for a constant C which does not depend on Δt .

Proof. Let $u(t, x)$ be the exact solution and $U(t, x)$ the numerical solution of the conservation law with $t \in [t^n, t^{n+1}]$ and $x = (x^{(1)}, \dots, x^{(n)}) \in \mathbb{R}^n$ and suppose that the cell averages of the exact and the numerical solution coincide at the beginning of the timestep:

$$\bar{U}_j(t^n) = \bar{u}_j(t^n).$$

Let Δx be a scalar quantity related to the diameter of the cell, for example the quantity $|\Omega_j|/|\partial\Omega_j|$.

Firstly, estimate the time contribution in S_j^n , namely $\mathcal{Q}_{\Omega_j}(\eta(U^{n+1})) - \mathcal{Q}_{\Omega_j}(\eta(U^n))$. We use a reconstruction \mathcal{R} of accuracy r to compute the values of U^n on the quadrature nodes. For smooth solutions it holds

$$U^n(x_{\cdot,j}) = \mathcal{R}(\bar{U}^n; x_{\cdot,j}) = \mathcal{R}(\bar{u}^n, x_{\cdot,j}) = u^n(x_{\cdot,j}) + \mathcal{O}(\Delta x^{r+1}).$$

Using a quadrature rule of order q with nodes $x_{k,j} \in \mathbb{R}^n$ and weights w_k for $k = 1, \dots, K$ and Lagrange theorem, the second term becomes

$$\mathcal{Q}_{\Omega_j}(\eta(U^n)) = |\Omega_j| \sum_{k=1}^K w_k \eta(U^n(x_{k,j})) = \mathcal{Q}_{\Omega_j}(\eta(u^n)) + \mathcal{Q}_{\Omega_j}(D\eta^n \mathcal{O}(\Delta x^{r+1}))$$

where $D\eta^n$ are the first derivatives of η evaluated at t^n . The numerical solution at time t^{n+1} is computed through the ADER predictor (11). Using a set of basis functions of degree $M = p - 1$ we get

$$\hat{U}(t, x) = \tilde{u}(t, x) + \mathcal{O}(\Delta t^{p+1})$$

where $\tilde{u}(t, x)$ is the exact solution computed with initial data $\mathcal{R}(\bar{u}^n, x)$ obtained from the reconstruction and if $u(t, x)$ is smooth

$$U^{n+1}(x_{\cdot,j}) = u^{n+1}(x_{\cdot,j}) + \mathcal{O}(\Delta x^{r+1}) + \mathcal{O}(\Delta t^{p+1})$$

and we get

$$\mathcal{Q}_{\Omega_j}(\eta(U^{n+1})) = \mathcal{Q}_{\Omega_j}(\eta(u^{n+1})) + \mathcal{Q}_{\Omega_j}(D\eta^{n+1}(\mathcal{O}(\Delta x^{r+1}) + \mathcal{O}(\Delta t^{p+1}))).$$

Subtracting the two terms, the time contribution becomes

$$\begin{aligned} \mathcal{Q}_{\Omega_j}(\eta(U^{n+1})) - \mathcal{Q}_{\Omega_j}(\eta(U^n)) &= \mathcal{Q}_{\Omega_j}(\eta(u^{n+1}) - \eta(u^n)) \\ &\quad + \mathcal{Q}_{\Omega_j}((D\eta^{n+1} - D\eta^n)\mathcal{O}(\Delta x^{r+1}) + \mathcal{O}(\Delta t^{p+1})) \\ &= \mathcal{Q}_{\Omega_j} \left(\int_{t^n}^{t^{n+1}} \partial_t \eta(u) dt \right) + |\Omega_j| \mathcal{O}(\Delta t \Delta x^{r+1} + \Delta t^{p+1}), \end{aligned}$$

where we have used the fact that, since the exact solution is smooth,

$$D\eta^{n+1} - D\eta^n = \mathcal{O}(\Delta t).$$

Finally, using the approximation of the quadrature rule \mathcal{Q}_{Ω_j} , we get

$$\begin{aligned} \mathcal{Q}_{\Omega_j}(\eta(U^{n+1})) - \mathcal{Q}_{\Omega_j}(\eta(U^n)) &= \int_{\Omega_j} \int_{t^n}^{t^{n+1}} \partial_t \eta(u) dt dx \\ &\quad + C_q |\Omega_j| \Delta x^q D^q \left(\int_{t^n}^{t^{n+1}} \partial_t \eta(u) dt \right) + |\Omega_j| \mathcal{O}(\Delta x^{q+1} + \Delta t \Delta x^{r+1} + \Delta t^{p+1}) \\ &= \int_{\Omega_j} \int_{t^n}^{t^{n+1}} \partial_t \eta(u) dt dx + |\Omega_j| \Delta t \mathcal{O}(\Delta x^q + \Delta x^{r+1} + \Delta t^p), \end{aligned}$$

where D^q denotes the spatial derivatives of order q .

Next, we estimate the space contribution $\mathcal{Q}_t \left(\mathcal{Q}_{\partial\Omega_j} \left(\Psi(\hat{U}^-, \hat{U}^+) \cdot \hat{n} \right) \right)$. The quadrature over $\partial\Omega_j$ can be written as the sum of the integrals over the faces of Ω_j , and using the Lipschitz-continuity and the consistency of the numerical entropy flux we obtain

$$\mathcal{Q}_{\partial\Omega_j} \left(\Psi(\hat{U}^-, \hat{U}^+) \cdot \hat{n} \right) = \sum_{e \in \partial\Omega_j} \mathcal{Q}_e \left(\Psi(\hat{U}^-, \hat{U}^+) \cdot \hat{n}_e \right) = \sum_{e \in \partial\Omega_j} \mathcal{Q}_e (\psi(u) \cdot \hat{n}_e) + |\partial\Omega_j| \mathcal{O}(\Delta t^{p+1}).$$

Now, using approximation of the quadrature rule, we get for each face

$$\begin{aligned} \mathcal{Q}_e (\psi(u) \cdot \hat{n}_e) &= \int_e \psi(u) \cdot \hat{n}_e + C_q |e| \Delta x^q D^q \psi(\xi_e) \hat{n}_e + \mathcal{O}(|e| \Delta x^{q+1}) \\ &= \int_e \psi(u) \cdot \hat{n}_e + C_q \Delta x^{(q+n-1)} D^q \psi(\xi_e) \hat{n}_e + \mathcal{O}(|e| \Delta x^{q+1}) \\ &= \int_e \psi(u) \cdot \hat{n}_e + C_q \Delta x^{(q+n-1)} D^q \psi(b_j) \hat{n}_e + \mathcal{O}(|e| \Delta x^{q+1}). \end{aligned}$$

In the last line, we have used the fact that the evaluation point ξ_e on the face is Δx apart from the barycenter b_j of the cell. Summing up the contributions from all faces of Ω_j and using that $\sum_{e \in \partial\Omega_j} \hat{n}_e = 0$, we get

$$\mathcal{Q}_{\partial\Omega_j} \left(\Psi(\hat{U}^-, \hat{U}^+) \cdot \hat{n} \right) = \int_{\Omega_j} \nabla_x \cdot \psi(u) dx + |\partial\Omega_j| \mathcal{O}(\Delta x^{q+1} + \Delta t^{p+1}).$$

Applying the quadrature rule in time, we obtain

$$\mathcal{Q}_t \left(\mathcal{Q}_{\partial\Omega_j} \left(\Psi(\hat{U}^-, \hat{U}^+) \cdot \hat{n} \right) \right) = \int_{t^n}^{t^{n+1}} \int_{\Omega_j} \nabla_x \cdot \psi(u) dx dt + \mathcal{O}(\Delta t^{q+2}) + \Delta t |\partial\Omega_j| \mathcal{O}(\Delta x^{q+1} + \Delta t^{p+1}).$$

Finally, summing up the time and the spatial part we get

$$\begin{aligned} S_j^n &= \frac{1}{\Delta t |\Omega_j|} \int_{t^n}^{t^{n+1}} \int_{\Omega_j} \partial_t \eta(u) dx dt + \mathcal{O}(\Delta x^q + \Delta x^{r+1} + \Delta t^p) \\ &\quad + \frac{1}{\Delta t |\Omega_j|} \int_{t^n}^{t^{n+1}} \int_{\Omega_j} \nabla_x \cdot \psi(u) dx dt + \frac{\Delta t |\partial\Omega_j|}{|\Omega_j|} \mathcal{O}(\Delta x^q + \Delta t^p). \end{aligned}$$

Therefore, choosing $r+1 \geq p$ and $q \geq p$, $S_j^n = \mathcal{O}(\Delta t^p)$ for smooth solutions.

For the second statement, it is enough to note that every term in (13) is bounded. Therefore $|S_j^n| \leq C/\Delta t$, where C does not depend on Δt . \square

N	P_0P_1	Rate	S	Rate	P_0P_2	Rate	S	Rate
64	$2.24 \cdot 10^{-3}$	–	$4.57 \cdot 10^{-3}$	–	$3.28 \cdot 10^{-2}$	–	$1.95 \cdot 10^{-4}$	–
128	$6.00 \cdot 10^{-4}$	1.90	$1.09 \cdot 10^{-3}$	2.06	$4.05 \cdot 10^{-3}$	3.02	$2.43 \cdot 10^{-5}$	3.01
256	$1.60 \cdot 10^{-4}$	1.90	$2.67 \cdot 10^{-4}$	2.04	$5.03 \cdot 10^{-4}$	3.01	$3.03 \cdot 10^{-6}$	3.00
512	$4.27 \cdot 10^{-5}$	1.91	$6.59 \cdot 10^{-5}$	2.02	$6.29 \cdot 10^{-5}$	3.00	$3.79 \cdot 10^{-7}$	3.00
1,024	$1.12 \cdot 10^{-5}$	1.93	$1.64 \cdot 10^{-5}$	2.01	$7.86 \cdot 10^{-6}$	3.00	$4.74 \cdot 10^{-8}$	3.00
2,048	$2.90 \cdot 10^{-6}$	1.95	$4.09 \cdot 10^{-6}$	2.00	$9.81 \cdot 10^{-7}$	3.00	$5.93 \cdot 10^{-9}$	3.00

Table 1: Rate of convergence of the numerical scheme compared with the decay to zero of S^n at each time-step

4 Numerical tests on properties of the entropy production

In this section, we show numerical evidence of the properties of the numerical entropy production by FV-ADER schemes. We consider a uniform Cartesian mesh. All tests are run taking as CFL number 0.45. All quadrature rules are computed with Gaussian points.

4.1 One-dimensional case

We consider Euler equations of gasdynamics. The unknowns are $u = [\rho, \rho v, E]$ where ρ is the density, v the velocity and $E = \frac{1}{2}\rho v^2 + p/(\gamma - 1)$ is the total energy. We consider $\gamma = 1.4$. The flux function is $f(u) = [\rho v, \rho v^2 + p, v(E + p)]$. We take as entropy pair the entropy function $\eta(u) = -\rho \log(\frac{p}{(\gamma-1)\rho^\gamma})$ and the entropy flux $\psi(u) = v\eta(u)$.

The fully-discrete FV-ADER scheme is implemented with $M = 1$ and $M = 2$. We choose Rusanov flux and a piecewise linear polynomial with minmod slopes [Swe84] for the second order reconstruction and a CWENOZ reconstruction [CSV19] for the third order scheme.

Convergence test. We take as domain the interval $[0, 1]$ and as initial data the smooth function

$$u_0(x) = \begin{cases} \rho(x) = 1 + 0.5 \sin(2\pi x) \\ v(x) = 1 \\ p(x) = 1 \end{cases}$$

with periodic boundary conditions and final time $t_{Max} = 0.1$.

Table 1 shows the rate of convergence of the numerical scheme compared with the rate of convergence to zero of S_j^n in norm 1, under grid refinement. Notice that refining the grid, S_j^n scales as the order of the corresponding numerical scheme. The results observed are consistent with the theory. Figure 1 shows the plot of the density compared to the corresponding entropy production by a P_0P_2 scheme with $N = 128, 256, 512$. Notice in particular the negative sign of S_j^n .

Next, we analyze the behaviour of the numerical entropy production by the P_0P_1 scheme applied to initial data which present a discontinuity in x_0 and which give rise to contact discontinuities, shock or rarefaction waves.

Rarefaction waves. We take as domain the interval $[-2, 2]$ and as initial data

$$u_0(x) = \begin{cases} u_L & \text{if } x \leq 0 \\ u_R & \text{if } x > 0 \end{cases}$$

where the conservative variables u_L, u_R represent the states $(\rho_L, v_L, p_L) = (1, -0.15, 1)$, $(\rho_R, v_R, p_R) = [0.5, 0.15, 1]$ and final time $t_{Max} = 0.5$. This initial data gives rise to two rarefaction waves that move in opposite directions.

In Figure 2 the numerical solution of the density (left panel) and the corresponding numerical entropy production (right panel) for the left rarefaction wave are compared. Under grid refinement,

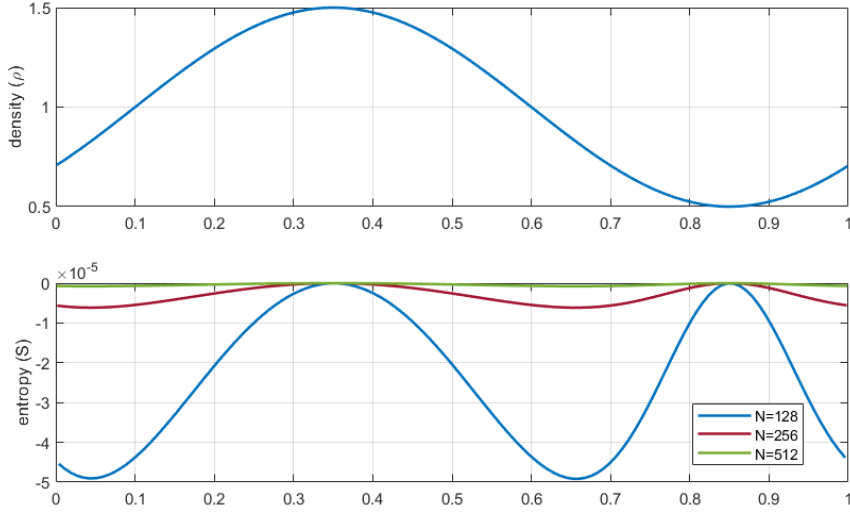


Figure 1: Smooth solution using P_0P_2 scheme and corresponding numerical entropy production with a grid of $N = 128, 256$ and 512 cells.

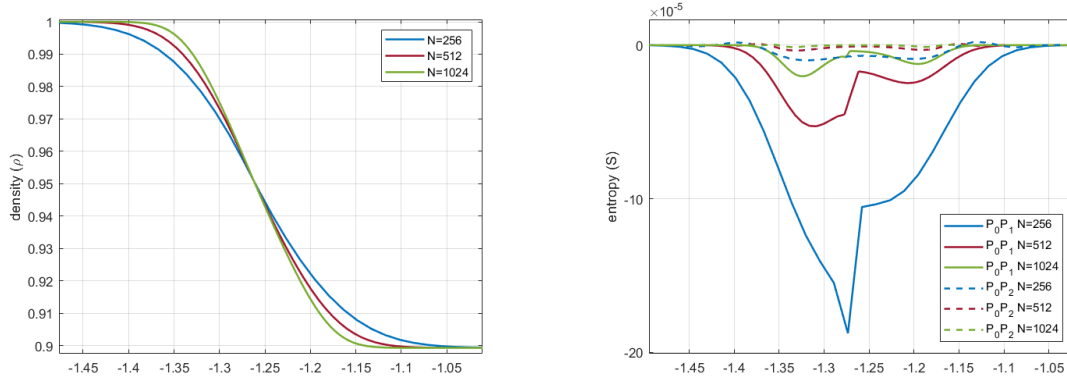


Figure 2: Left rarefaction wave computed by P_0P_1 (left) and entropy production of both schemes (right) with a grid of $N = 256, 512$ and 1024 cells.

the scheme improves the resolution of the density and S_j^n has a small essentially negative value that converges to zero. We observe that the absolute values of the numerical entropy production are smaller for the third order scheme and that these latter also show some very small positive overshoots.

Contact discontinuities. Then we consider as initial data the Riemann problem with left and right states determined by $(\rho_L, v_L, p_L) = (2, 0.1, 1)$ and $(\rho_R, v_R, p_R) = (1, 0.1, 1)$, as domain the interval $[-5, 5]$ and as final time $t_{Max} = 10$. This initial data gives rise to a contact discontinuity that moves slowly starting from $x_0 = 0$.

In Figure 3 we show the numerical solution of the density (left panel) and the corresponding numerical entropy production (right panel). For each scheme, S_j^n remains approximately constant across the discontinuity (at $x = 1$) under grid refinement. Notice that the order of magnitude is increased with respect to the rarefaction wave. We observe that also in this case the absolute value of the numerical entropy production is smaller for the third order scheme and that there are some positive overshoots near the discontinuity.

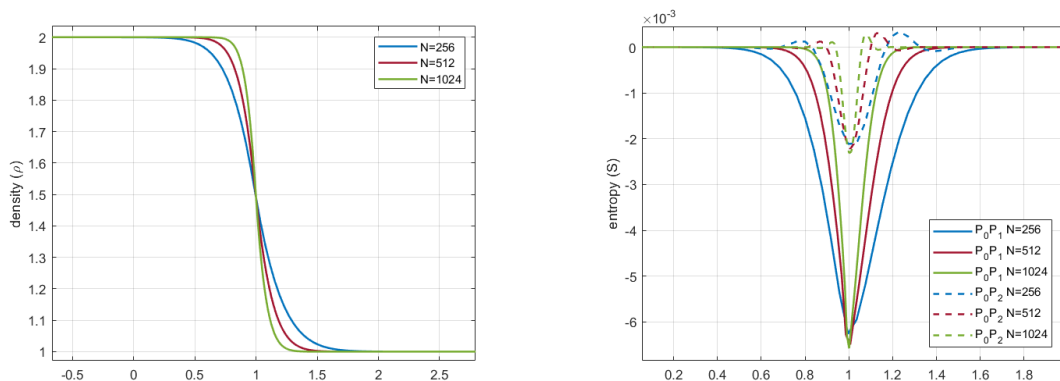


Figure 3: Contact discontinuity wave computed by P_0P_1 (left) and entropy production of both schemes (right) with a grid of $N = 256, 512$ and 1024 cells.

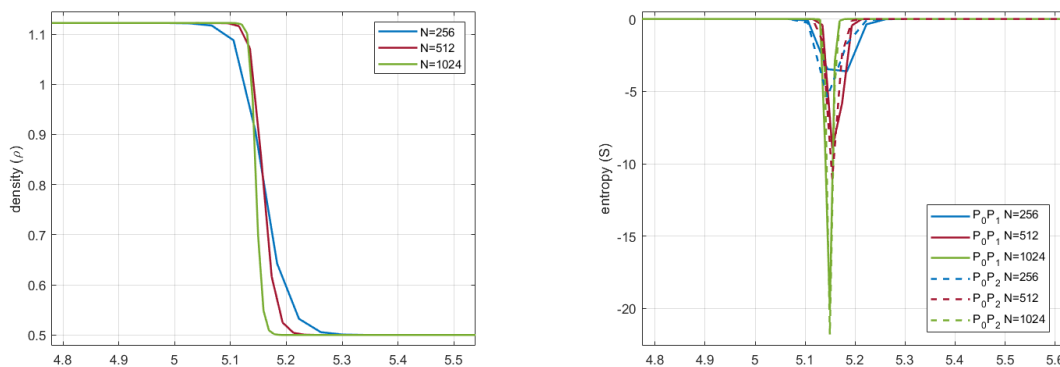


Figure 4: Right shock wave computed by P_0P_1 (left) and entropy production of both schemes (right) with a grid of $N = 256, 512$ and 1024 cells.

Shock waves. Next we compute the Riemann problem with left and right states determined by $(\rho_L, v_L, p_L) = (1.5, 4, 10]$ and $(\rho_R, v_R, p_R) = (0.5, -4, 10)$, with domain $[-3, 7]$ and final time $t_{Max} = 1$. This Riemann problem produces two shock waves that propagate in opposite directions. Consider the right shock wave and analyze the behaviour of S_j^n .

In Figure 4 we show the numerical solution of the density (left panel) and the corresponding numerical entropy production (right panel). S_j^n increases as $1/\Delta x$ under grid refinement and, since $\Delta t = \mathcal{O}(\Delta x)$, as $1/\Delta t$. Notice that the magnitude of the numerical entropy is significantly higher than the previous cases. In the case of shocks, there is no significant difference in magnitude for the absolute value of the numerical entropy production between second and third order schemes. This is consistent with the fact that in this case the entropy production is non-zero also on the exact solution, whereas in all other cases the the entropy production is zero on the exact solution and the numerical entropy production is thus just a truncation error.

Sod problem. Finally, we compare S_j^n on the Sod tube problem in order to get a general overview on the different kind of discontinuities. We take as domain the interval $[0, 1]$ and as initial data

$$u_0(x) = \begin{cases} u_L & \text{if } x \leq 0.5 \\ u_R & \text{if } x > 0.5 \end{cases}$$

where $(\rho_L, v_L, p_L) = (1, 0, 1)$, $(\rho_R, v_R, p_R) = (0.125, 0, 0.1)$ and final time $t_{Max} = 0.2$.

In Figure 5 we plot the numerical solution of the density (left panel) and the corresponding numerical entropy production (right panel) using a Runge Kutta method of order 3 and a P_0P_2

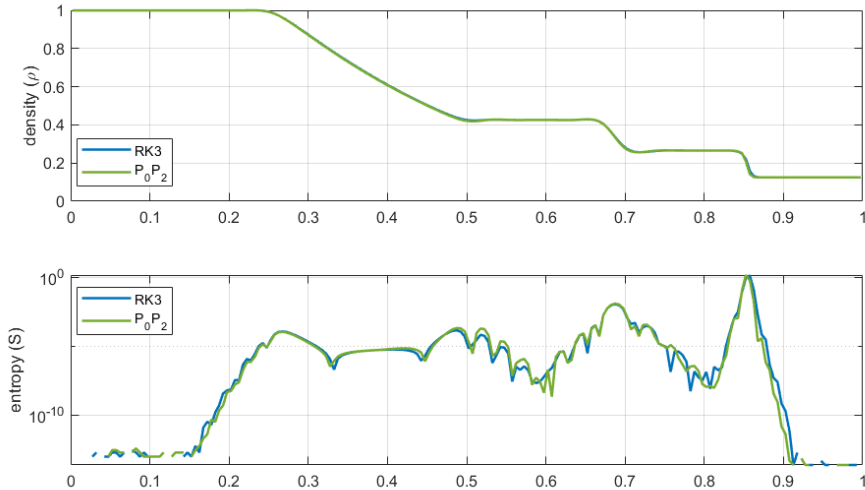


Figure 5: Sod tube problem and corresponding entropy production in logarithmic scale by 3-Runge-Kutta FV and P_0P_2 scheme with $N = 100$.

scheme with $N = 100$. We observe that the numerical entropy is almost zero in smooth regions, with small overshoots in correspondence of the rarefaction wave and of the contact discontinuity. The highest numerical entropy production is localized on the shock wave. The plot also shows that the numerical entropy production of both the Runge-Kutta-FV and the FV-ADER scheme is comparable in all regions of the solution.

4.2 Two-dimensional case

In this section we present some numerical tests in the two-dimensional case. The numerical schemes are run using PETSc libraries for grid management and parallel computing [BAA⁺19]. We use a P_0P_2 scheme, with CWENO reconstruction [CPSV18] and the Rusanov approximate Riemann solver.

We consider 2D Euler equations, with unknown $\vec{u} = [\rho, \rho u, \rho v, E]$ and fluxes $f(\vec{u}) = [\rho u, \rho u^2 + p, \rho uv, u(E + p)]$ and $g(\vec{u}) = [\rho v, \rho uv, \rho v^2 + p, v(E + p)]$. The entropy pair is taken as $\eta(\vec{u}) = -\rho \log\left(\frac{p}{(\gamma-1)\rho^\gamma}\right)$ and $\psi(\vec{u}) = [u\eta(\vec{u}), v\eta(\vec{u})]$.

Convergence test Consider the isentropic vortex solution proposed in [Shu97]

$$\begin{cases} \rho(x, y) = \rho_\infty \left(\frac{T}{T_\infty}\right)^{\frac{1}{\gamma-1}} \\ u(x, y) = u_\infty - \frac{\beta y}{2\pi} \exp\left(\frac{1-r^2}{2}\right) \\ v(x, y) = v_\infty + \frac{\beta x}{2\pi} \exp\left(\frac{1-r^2}{2}\right) \\ p(x, y) = \rho T \end{cases}$$

where $r = \sqrt{x^2 + y^2}$, $u_\infty = v_\infty = p_\infty = T_\infty = 1$, $\rho_\infty = p_\infty/T_\infty$, $\beta = 5$ and

$$T = T_\infty - \frac{(\gamma-1)\beta^2}{8\gamma\pi^2} \exp(1-r^2)$$

in the domain $[-5, 5]^2$. We fix $t_{Max} = 10$ in order to make it complete a period. We impose periodic boundary conditions.

N	RK3	Rate	S	Rate	P_0P_2	Rate	S	Rate
32	0.76	–	$2.26 \cdot 10^{-2}$	–	0.72	–	$2.25 \cdot 10^{-2}$	–
64	0.17	2.12	$8.76 \cdot 10^{-3}$	1.38	0.17	2.62	$8.37 \cdot 10^{-3}$	1.43
128	$3.14 \cdot 10^{-2}$	2.47	$1.41 \cdot 10^{-3}$	2.63	$2.97 \cdot 10^{-2}$	1.97	$1.34 \cdot 10^{-3}$	2.64
256	$4.54 \cdot 10^{-3}$	2.79	$1.84 \cdot 10^{-4}$	2.93	$4.29 \cdot 10^{-3}$	2.79	$1.75 \cdot 10^{-4}$	2.94
512	$6.04 \cdot 10^{-4}$	2.91	$2.31 \cdot 10^{-5}$	2.99	$5.71 \cdot 10^{-4}$	2.91	$2.25 \cdot 10^{-5}$	2.96

Table 2: Rate of convergence of the numerical scheme compared with the decay to zero of S^n at each time-step.

Table 2 shows the rate of convergence of the scheme compared to the rate of convergence to zero of the numerical entropy $|S_j^n|$ under grid refinement, both computed in the 1-norm. We compare the results with the data obtained from a semidiscrete Runge-Kutta method of third order of accuracy. As expected, S_j^n has again the property of reflecting the local truncation error of the scheme. Figure 6 shows the density computed with a grid of 512×512 cells (left panel), the 1-norm of the error (central panel) and the corresponding numerical entropy production (right panel). Notice that the numerical entropy is greater in absolute value in the regions in which the density error is higher and it's smaller where the error is lower.

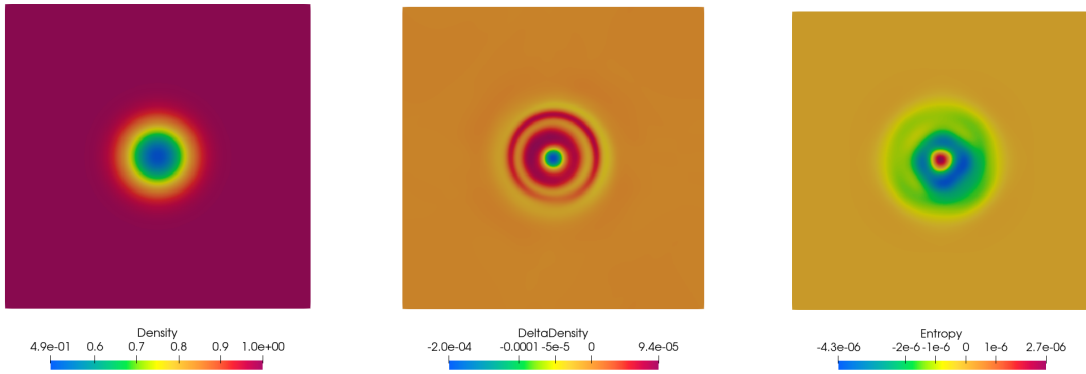


Figure 6: Isentropic vortex: density, density error and numerical entropy.

Radial Sod problem Next we test the radial Sod problem in 2D, with initial conditions

$$\begin{cases} u = 0, v = 0 \\ \rho_H = 1, p_H = 1 & \text{if } x^2 + y^2 < 0.25 \\ \rho_L = 0.125, p_L = 0.1 & \text{if } x^2 + y^2 \geq 0.25 \end{cases}$$

For reasons of symmetry, we compute the solution only in the first quadrant of the domain and we consider as computational domain $[0, 1]^2$ with $t_{Max} = 1$, applying symmetry boundary conditions along the coordinate axis and wall boundary conditions on the outer sides. Firstly, we compare the solutions at $t = 0.2$ using a grid of 400×400 cells (Figure 7). We observe that, as in the one dimensional case, we can recognize the type of discontinuity just looking at the numerical entropy production. Indeed, the maximum value of S is located at the shock, whereas on the contact discontinuity it is much smaller and it is almost zero on the rarefaction wave. Letting run the simulation for a longer time, the shock wave interacts with the wall and then with the contact discontinuity. We show the solution at $t = 0.6$ in Figure 7. Notice that also in this more complicated setting, the numerical entropy production allows to easily recognize the type of discontinuity we are dealing with.

Next we run the same test doubling the number of grid points from 32 to 512. In Table 3, it's shown the maximum of $|S_{ij}^n|$, which is the value of the numerical entropy production on the shock

N	P_0P_2	Rate
32	0.27	–
64	0.47	–0.79
128	0.77	–0.71
256	1.72	–1.16
512	3.72	–1.11

Table 3: Infinity norm of S^n by P_0P_2 scheme.

wave. Observe that it's growing as $\mathcal{O}(1/\Delta x)$ and, since $\Delta t = \lambda\Delta x$, as $\mathcal{O}(1/\Delta x)$, as we expected.

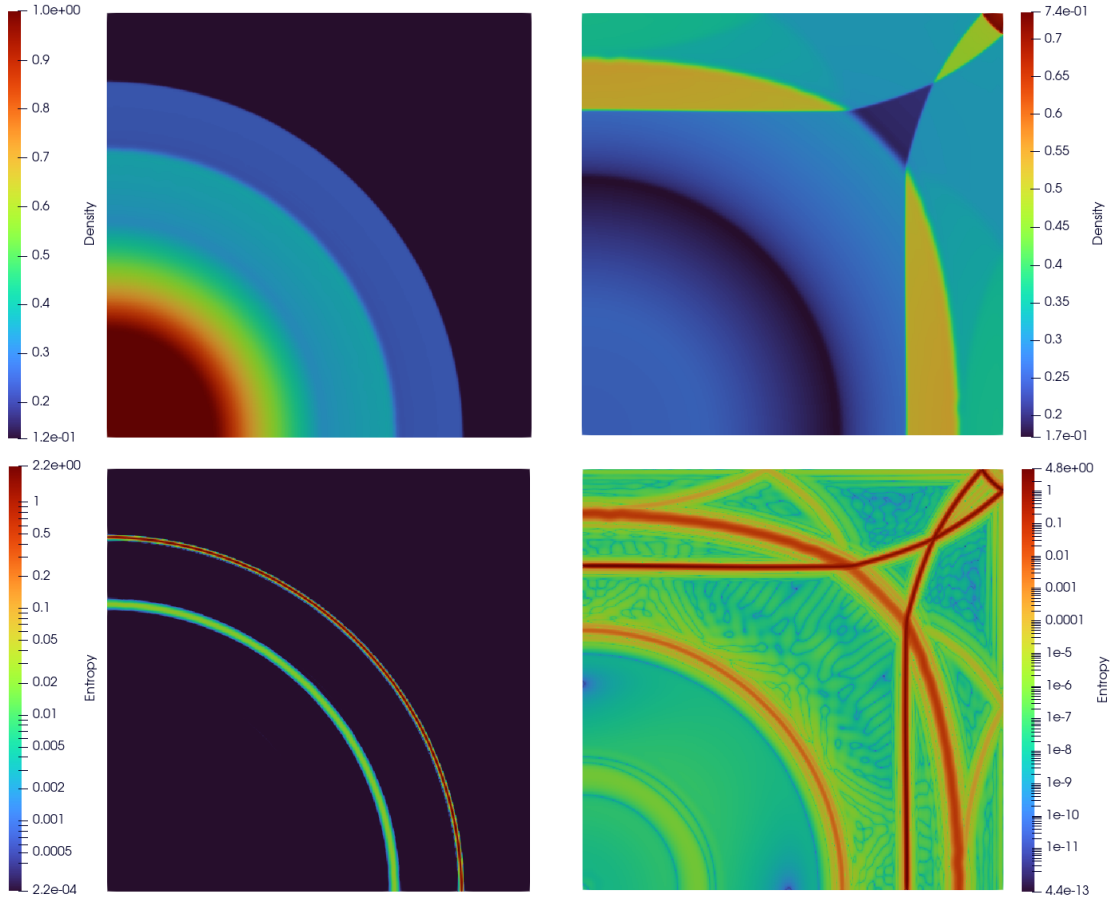


Figure 7: Radial Sod problem: density and corresponding entropy (in logarithmic scale) computed with P_0P_2 scheme at $t = 0.2$ and at $t = 0.6$.

Two-dimensional Riemann problem Next we consider a two-dimensional Riemann problem, in particular the configuration G from [SR93]. We take the domain $[-0.5, 0.5] \times [-0.5, 0.5]$ with free-flow boundary conditions and we split it into four quadrants. We consider as initial data the constant states $[\rho, u, v, p] = [0.5197, -0.6259, -0.3, 0.4]$ in the upper left, $[\rho, u, v, p] = [1, 0.1, -0.3, 1]$ in the upper right, $[\rho, u, v, p] = [0.8, 0.1, -0.3, 0.4]$ in the lower left and $[\rho, u, v, p] = [0.5313, 0.1, 0.4276, 0.4]$ in the lower right. We evolve the data until $t_{Max} = 0.2$. This gives rise to four waves: a contact, a rarefaction, a shock and again a contact discontinuity (from left in the clock-wise direction).

In Figure 8 the numerical solution computed with a grid of 800×800 cells is shown. Observe

that also in this case S_j^n behaves in a different way with respect to the kind of wave that is present. In the cells in which the solution gives rise to a shock, S_j^n reaches its maximum in absolute value. This value is significantly higher than the production of entropy on the contact discontinuities and, in particular, on the rarefaction wave.

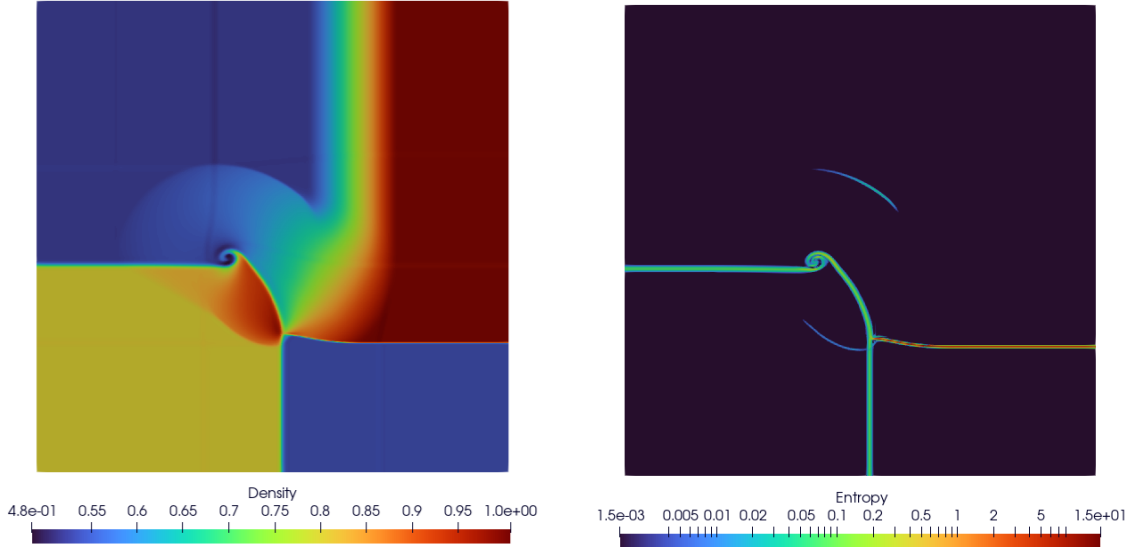


Figure 8: Riemann problem G: density and corresponding entropy (in logarithmic scale) computed with P_0P_2 scheme at $t = 0.2$.

Shock-Bubble interaction Next we propose the shock-bubble interaction problem [ČT09], with initial data

$$[\rho, u, v, p] = [11/3, 2.7136021011998722, 0, 10] \text{ if } x < 0,$$

$$[\rho, u, v, p] = [1, 0, 0, 1] \text{ if } \sqrt{((x-3)^2 + y^2)} > 0.2,$$

and $[\rho, u, v, p] = [0.1, 0, 0, 1]$ elsewhere. We take as domain $[-0.1, 1.6] \times [-0.5, 0.5]$ and as computational domain $[-0.1, 1.6] \times [0, 0.5]$ because of the symmetry in y . This initial data gives rise to a shock wave that hits a stationary bubble of gas at low pressure. We impose Dirichlet boundary conditions on the left, free-flow on the right, symmetry at $y = 0$ and solid walls at $y = 0.5$.

When the shock hits the bubble, it gives rise to a complex unstable configuration, that leads to different final shapes using different schemes or different resolutions. In Figure 9 and 10 we show the result at $t = 0.15$ and $t = 0.4$, after the interaction between the shock and the bubble, using a P_0P_2 scheme and a grid of 850×250 cells. Despite the complexity of the solution, notice that S_j^n again detects the cells in which the solution exhibit some kind of discontinuity.

5 Adaptivity

Since the numerical entropy production scales as the local truncation error of the method and it detects the presence of discontinuities, it can be exploited as an indicator to drive the adaptation in adaptive schemes.

When dealing with high-order numerical methods, it's possible to observe a reduction of the real accuracy and the presence of spurious oscillations near discontinuities. In this section, we describe an example of adaptive scheme, in which S_j^n is used as an indicator to eliminate those spurious oscillations, locally reducing the order of accuracy.

The idea is to fix a reference value S_{ref} for S_j^n and, whenever $|S_j^n| \geq S_{ref}$, in the corresponding cell the solution is recomputed using a lower order predictor. The value S_{ref} is chosen such that those cells in which the solution is smooth or does not present spurious oscillations are not recomputed.




Figure 9: Shock-bubble interaction problem: density and numerical entropy (in logarithmic scale) at time $t = 0.15$.

The scheme works as follows.

Algorithm

1. Apply a time step of the FV-ADER scheme (12).
 2. Compute the numerical entropy production S_j^n with the formula (13).
 3. Mark the cells in which $|S_j^n| \geq S_{ref}$.
 - In the marked cells, recompute the ADER predictor with a lower order of accuracy,
 - apply (12) to update the numerical solution in the marked cells and their first neighbours.
-

Notice that in order to have a conservative scheme, we need to recompute the numerical solution also in the neighbors of the marked cells. In these cells the numerical fluxes are computed using both the high-order and the low-order predictor. However, this does not affect significantly the computational cost of the method.

The reference value S_{ref} is of course problem-dependent. Since the scheme reduces the order of accuracy, the area in which we recompute the solution should be precisely localized. Indeed, we want to lose less information as possible, keeping an high-order scheme if the solution is smooth or if there are not too many oscillations. Therefore, it's not convenient to fix a-priori a reference value, but it should be chosen with respect to the problem, looking at the cells in which one wants to intervene. A general discussion on how to choose S_{ref} can be found in [SL18], where the case of refinement threshold for AMR is discussed.

If we are dealing with particularly strong initial data, it may happen that, when computing the ADER predictor at the beginning of each time step, high-order reconstructions generate spurious oscillations computing inconsistent data, for example negative pressure or density in Euler equations of gasdynamics. In this case, we introduce adaptation also at that level: in those cells in which a negative pressure has been generated, we recompute the reconstruction using lower degree polynomials. This idea is reminiscent of the Physical Admissibility Detection criteria (PAD) of the MOOD approach [CDL11] and is also employed to trigger the subcell finite volume limiter for ADER-DG schemes [DZLD14].

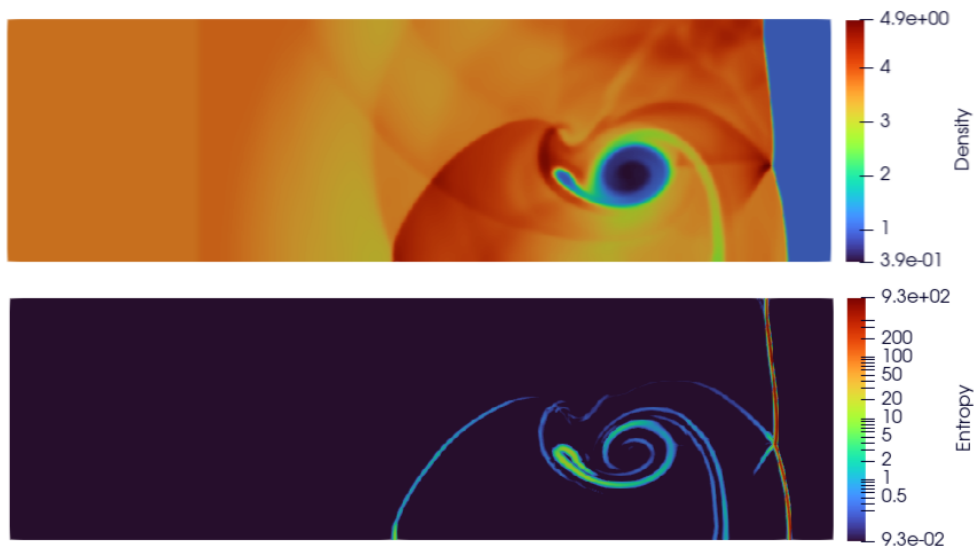


Figure 10: Shock-bubble interaction problem: density and numerical entropy (in logarithmic scale) at time $t = 0.4$.

Algorithm

1. Apply a time step of the FV-ADER scheme (12):
 - (a) Apply high-order reconstruction. (e.g. CWENO)
 - (b) Compute ADER predictor:
 - If the high-order reconstruction does not generate unphysical values (e.g. negative pressure), compute high-order predictor.
 - If the high-order reconstruction has generated unphysical values, compute the predictor using a lower-order reconstruction.
 - (c) Compute numerical fluxes.
 - (d) Update the solution.
 2. Compute the numerical entropy production S_j^n with the formula (13).
 3. Mark the cells in which $|S_j^n| \geq S_{ref}$.
 - In the marked cells, recompute the ADER predictor with a lower order of accuracy,
 - apply (12) to update the numerical solution in the marked cells and their first neighbours.
-

5.1 Adaptive scheme tests

Consider again Euler equations of gasdynamics. We implement an adaptive P_0P_2 numerical scheme. Depending on the problem, we fix a reference value S_{ref} for S_j^n . In those cells in which $|S_j^n| \geq S_{ref}$, the solution is recomputed using a P_0P_0 scheme.

Implosion We consider the problem of a diamond-shaped converging shock with initial data $[\rho, u, v, p] = [1, 0, 0, 1]$ if $x + y > 0.15$ and $[\rho, u, v, p] = [0.125, 0, 0, 0.14]$ elsewhere [HLL99]. For symmetry, we restrict the computational domain at $[0, 0.3]^2$.

We compute the numerical solution with a grid of 800×800 cells. We use the CWZb3 reconstruction [STP23]. The initial discontinuity gives rise to a shock and a contact discontinuity, both

moving towards the origin, and to a rarefaction wave that moves outwards. In Figure 11 we show the solution at time $t = 0.03$, $t = 0.06$ and $t = 0.09$.

Plotting the profile of the density computed with a non-adaptive P_0P_2 scheme on a grid of 800×800 at time $t = 0.03$, we notice some oscillations between the contact discontinuity and the rarefaction wave. We recompute the solution using the proposed adaptive scheme, fixing $S_{ref} = 0.01$ and $S_{ref} = 0.1$. We compare it with the numerical solution computed with non-adaptive P_0P_2 and P_0P_0 schemes (Figure 12). We observe that choosing an appropriate S_{ref} , we manage to reduce the oscillations observed with the non-adaptive P_0P_2 scheme without losing too much resolution. A good value for S_{ref} is 0.1, since it computes the correct intermediate state, still avoiding oscillations.

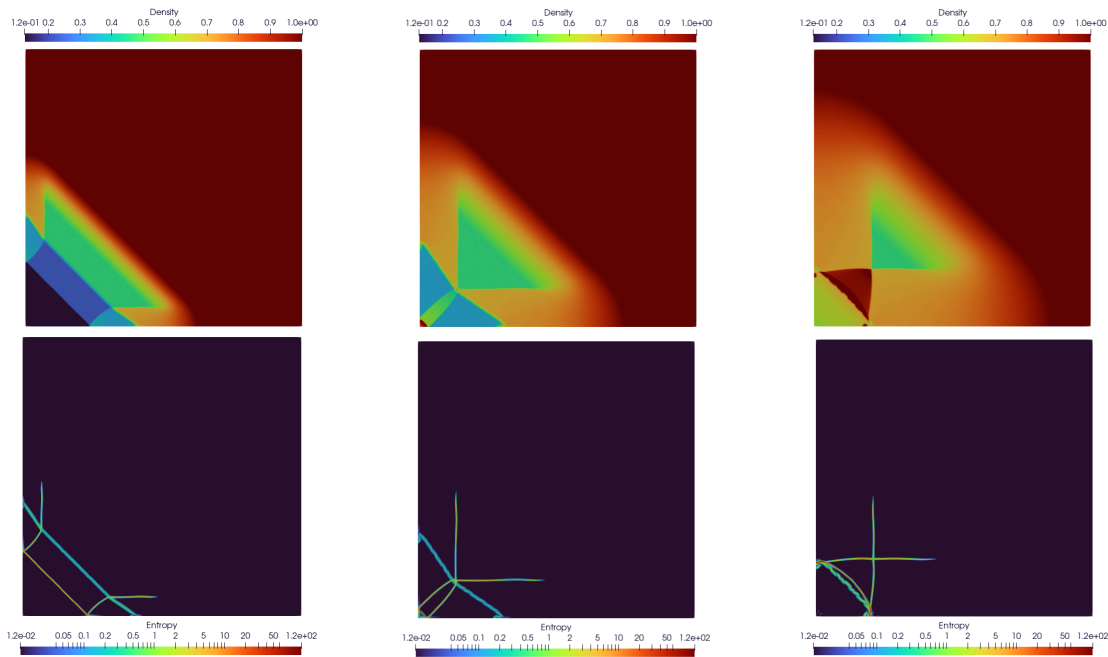


Figure 11: Implosion problem: density and numerical entropy (in logarithmic scale) at time $t = 0.03$, $t = 0.06$ and $t = 0.09$.

Woodward Colella test Next we present a test for which the code would break using a non-adaptive P_0P_2 scheme. We refer to [PP84]. We evolve as initial condition a gas with $\rho(x) = 1$, $v(x) = 0$ and

$$p(x) = \begin{cases} 1000 & \text{if } x \leq 0.1 \\ 0.01 & \text{if } x \in (0.1, 0.9) \\ 100 & \text{if } x \geq 0.9 \end{cases}$$

on $\Omega = [0, 1]$ with $t_{Max} = 0.038$ and wall boundary conditions. This initial data gives rise to two strong waves that collide, generating a contact discontinuity.

Firstly, we show the density solution at time $t = 0.01$. From right to left, the solution presents a rarefaction wave, that is being reflected by the wall producing a region of constant density, two constant states, separated by a strong contact discontinuity and finally on the left a strong shock. In Figure 13 we compare the numerical solution computed with a non-adaptive P_0P_2 scheme with the one computed with the corresponding adaptive scheme, fixing $S_{ref} = 1$ and using a grid of 9600 cells.

When the strong shock and the strong contact discontinuity move closer, the non-adaptive P_0P_2 scheme breaks, whereas the adaptive one does not. We show the numerical solution at time $t = 0.028$, just after the collision, and at the final time $t = 0.038$, using an adaptive scheme with $S_{ref} = 1$. In Figure 13 we compare the solutions with the one computed with a non-adaptive P_0P_0

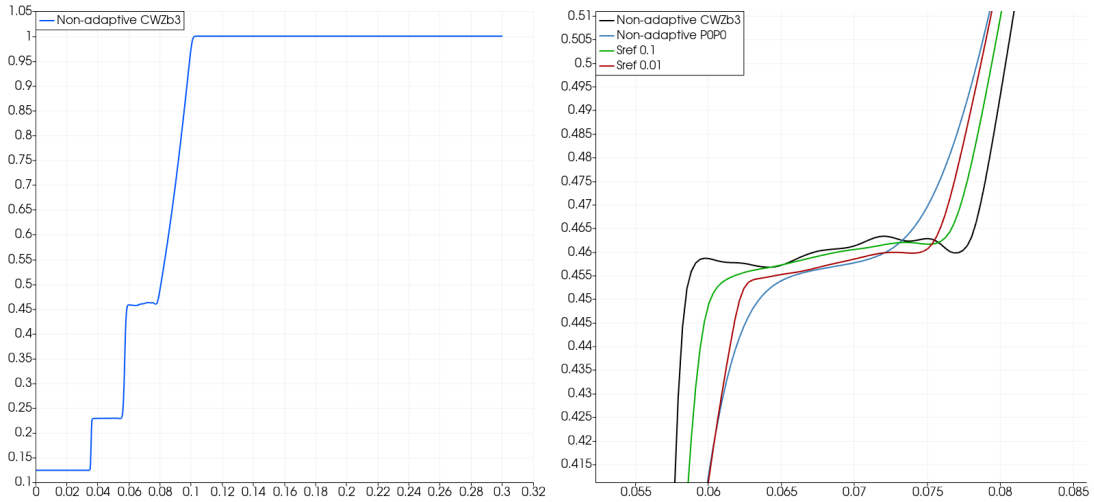


Figure 12: Implosion problem. On the left: solution with P_0P_2 scheme at time $t = 0.03$ on a grid of 800×800 . On the right: zoom on the step between contact discontinuity and rarefaction wave computed using non-adaptive and adaptive schemes.

scheme. Notice that the adaptivity approach allows to reach a better resolution than the use of a non-adaptive scheme of first order of accuracy. Notice also that the number of cells in which the order of accuracy is decreased (red line) is very small, and that they are tightly located around the main discontinuities.

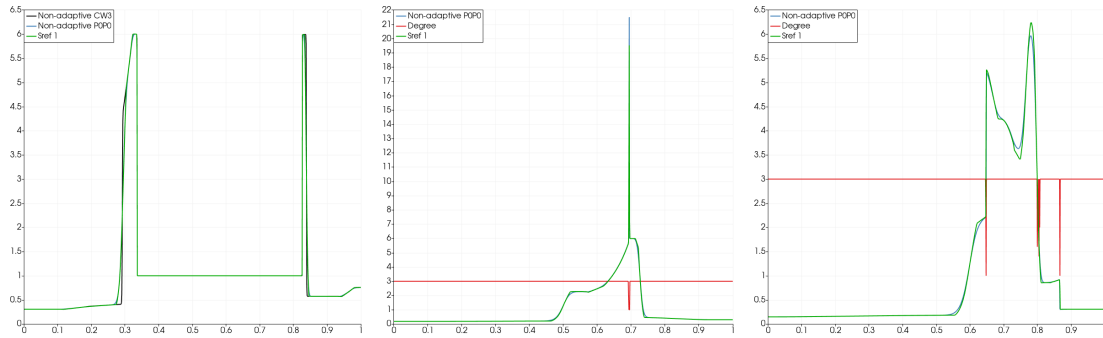


Figure 13: Woodward-Colella problem at time $t = 0.01$, $t = 0.028$ and $t = 0.038$.

Sedov test A 2-dimensional test that breaks using a non-adaptive P_0P_2 scheme is the Sedov test [Sed59]. Its initial conditions are $[\rho, u, v, p, \gamma] = [1, 0, 0, 10^{-6}, \frac{7}{5}]$ over the domain $[-1.2, 1.2] \times [-1.2, 1.2]$. In the cells near the origin, the pressure value is 0.244816. This generates a point explosion of the gas. The non-adaptive P_0P_2 scheme breaks after a few time steps. One solution could be the use of a lower-order scheme, e.g. the non-adaptive P_0P_0 . However, the adaptive approach allows to reach a better resolution in the cells in which the discontinuity is not present. In Figure 14 we show the solution computed with the adaptive P_0P_2 scheme on a grid of 400×400 , fixing $S_{ref} = 100$. The reference value has been chosen such that the number of cells in which the order is decreased is small enough not to compromise the accuracy of the solution in smooth regions. The red line detect the cells which have been computed with the lower-order scheme. Notice that the order is degraded only in those cells near the shock wave.

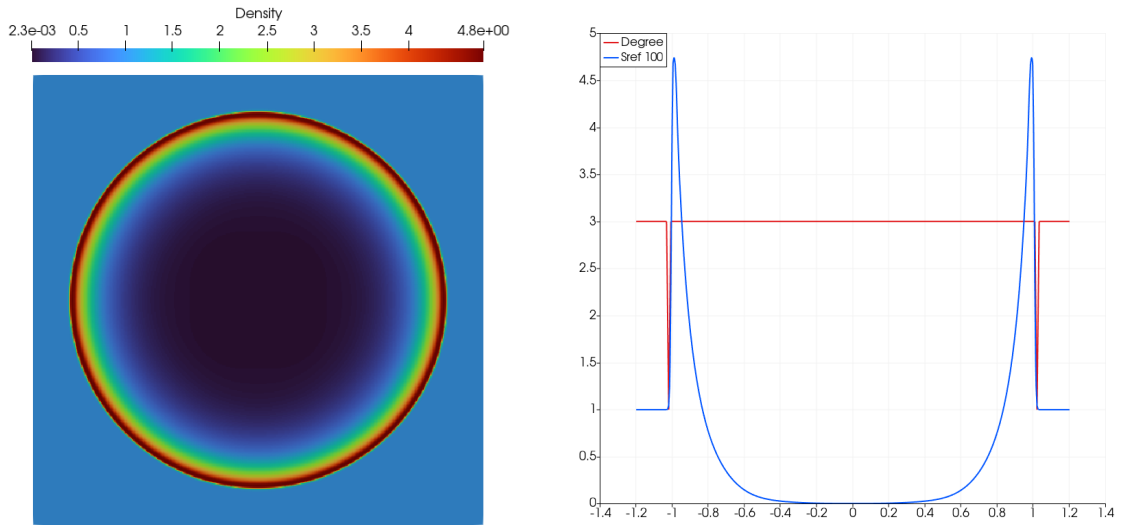


Figure 14: Sedov problem computed with adaptive P_0P_2 scheme on a grid of 400×400 cells.

6 Conclusions

In this work, we have proposed a definition for the numerical entropy production S_j^n in the case of FV-ADER schemes. We have proved theoretically and verified numerically that at each time step S_j^n converges to zero with the same rate of convergence of the numerical scheme in the case of smooth solutions and we have shown numerical evidence of the essentially negative sign of S_j^n in the general case of a system of conservation laws. We have shown numerical evidence of the different behaviour of S_j^n with respect to the nature of the solution. When a shock occurs, S_j^n is bounded by terms of order $\mathcal{O}(1/\Delta t)$. In presence of a rarefaction wave, it decays to zero with the same rate of convergence of the numerical scheme, whereas it's bounded on contact discontinuities and it remains constant refining the grid.

Because of its properties, the numerical entropy production can be considered as a good error or smoothness indicator also in adaptive FV-ADER schemes. We have proposed an example of p-adaptive scheme, that modifies locally the order of accuracy with respect to the nature of the solution. Indeed, near discontinuities high-order schemes may generate spurious oscillations, that can be reduced decreasing the order of accuracy. The numerical entropy production is a good indicator for this purpose.

Acknowledgements

This work was supported by the PRIN project “High order structure-preserving semi-implicit schemes for hyperbolic equations” (code 2022JH87B4). Both authors are members of the GNCS-INDAM (National Group for Scientific Computing, Italy).

References

- [AIP19] E. Abbate, A. Iollo, and G. Puppo. An asymptotic-preserving all-speed scheme for fluid dynamics and nonlinear elasticity. *SIAM J. Sci. Comput.*, 41(5):A2850 – A2879, 2019.
- [BAA⁺19] S. Balay, S. Abhyankar, M. F. Adams, J. Brown, P. Brune, K. Buschelman, L. Dalcin, V. Eijkhout, W. D. Gropp, D. Karpeyev, D. Kaushik, M. G. Knepley, D. A. May, L. Curfman McInnes, R. Tran Mills, T. Munson, K. Rupp, P. Sanan, B. F. Smith, S. Zampini, H. Zhang, and H. Zhang. PETSc users manual. Technical Report ANL-95/11 - Revision 3.11, Argonne National Laboratory, 2019.

- [CDL11] S. Clain, S. Diot, and R. Loubère. A high-order finite volume method for systems of conservation laws—Multi-dimensional Optimal Order Detection (MOOD). *J. Comput. Phys.*, 230(10):4028–4050, 2011.
- [CPSV18] I. Cravero, G. Puppo, M. Semplice, and G. Visconti. CWENO: uniformly accurate reconstructions for balance laws. *Math. Comp.*, 87(312):1689–1719, 2018.
- [CSV19] I. Cravero, M. Semplice, and G. Visconti. Optimal definition of the nonlinear weights in multidimensional Central WENOZ reconstructions. *SIAM J. Numer. Anal.*, 57(5):2328–2358, 2019.
- [ČT09] M. Čada and M. Torrilhon. Compact third-order limiter functions for finite volume methods. *J. Comput. Phys.*, 228(11):4118 – 4145, 2009.
- [DBTM08] M. Dumbser, D. S. Balsara, E. F. Toro, and C.-D. Munz. A unified framework for the construction of one-step finite volume and discontinuous Galerkin schemes on unstructured meshes. *J. Comput. Phys.*, 227:8209–8253, 2008.
- [DZLD14] M. Dumbser, O. Zanotti, R. Loubère, and S. Diot. A posteriori subcell limiting of the discontinuous Galerkin finite element method for hyperbolic conservation laws. *J. Comput. Phys.*, 278:47–75, 2014.
- [EGY13] M. Ersoy, F. Golay, and L. Yushchenko. Adaptive multiscale scheme based on numerical density of entropy production for conservation laws. *Centr. Eur. J. Math.*, 11:1392–1415, 2013.
- [HLL99] W.H. Hui, P.Y. Li, and Z.W. Li. A unified coordinate system for solving the two-dimensional euler equations. *J. Comput. Phys.*, 153(2):596 – 637, 1999.
- [JRB11] Guermond J.L., Pasquetti R., and Popov B. Entropy viscosity method for nonlinear conservation laws. *J. Comput. Phys.*, 230(11):4248–4267, 2011.
- [Loz18] C. Lozano. Entropy production by explicit runge–kutta schemes. *J. Sci. Comp.*, 76(1):521 – 564, 2018.
- [PP84] Woodward P. and Colella P. The numerical simulation of two-dimensional fluid flow with strong shocks. *J. Comput. Phys.*, 54(1):115–173, 1984.
- [PS11] G. Puppo and M. Semplice. Numerical entropy and adaptivity for finite volume schemes. *Comm. Computat. Phys.*, 10(5):1132–1160, 2011.
- [PS16] G. Puppo and M. Semplice. Well-balanced high order 1D schemes on non-uniform grids and entropy residuals. *J. Sci. Comp.*, 66:1052–1076, 2016.
- [Pup04] G. Puppo. Numerical entropy production for central schemes. *SIAM J. Sci. Comput.*, 25(4):1382–1415, 2004.
- [SCR16] M. Semplice, A. Coco, and G. Russo. Adaptive mesh refinement for hyperbolic systems based on third-order Compact WENO reconstruction. *J. Sci. Comput.*, 66:692–724, 2016.
- [Sed59] L. I. Sedov. *Similarity and dimensional methods in mechanics*. Academic Press, New York-London, 1959.
- [Shu97] C.W. Shu. Essentially non-oscillatory and weighted essentially non-oscillatory schemes for hyperbolic Conservation Laws. *NASA/CR-97-206253 ICASE Report No.97-65*, November 1997.
- [SL18] M. Semplice and R. Loubère. Adaptive-Mesh-Refinement for hyperbolic systems of conservation laws based on a posteriori stabilized high order polynomial reconstructions. *J. Comput. Phys.*, 354:86–110, 2018.

- [SR93] C. W. Schulz-Rinne. Classification of the Riemann problem for two-dimensional gas dynamics. *SIAM J. Math. Anal.*, 24:76–88, 1993.
- [STP23] M. Semplice, E. Travaglia, and G. Puppo. One- and multi-dimensional cwenoz reconstructions for implementing boundary conditions without ghost cells. *Commun. Appl. Math. & Comput.*, 5(1):143 – 169, 2023.
- [Swe84] P. K. Sweby. High resolution schemes using flux limiters for hyperbolic conservation laws. *SIAM J. Numer. Anal.*, 21(5):995–1011, 1984.