

Efficient Long Speech Sequence Modelling for Time-Domain Depression Level Estimation

Shuanglin Li, Zhijie Xie, and Syed Mohsen Naqvi

Intelligent Sensing and Communications Research Group, Newcastle University, UK

Abstract—Depression significantly affects emotions, thoughts, and daily activities. Recent research indicates that speech signals contain vital cues about depression, sparking interest in audio-based deep-learning methods for estimating its severity. However, most methods rely on time-frequency representations of speech which have recently been criticized for their limitations due to the loss of information when performing time-frequency projections, e.g. Fourier transform, and Mel-scale transformation. Furthermore, segmenting real-world speech into brief intervals risks losing critical interconnections between recordings. Additionally, such an approach may not adequately reflect real-world scenarios, as individuals with depression often pause and slow down in their conversations and interactions. Building on these observations, we present an efficient method for depression level estimation using long speech signals in the time domain. The proposed method leverages a state space model coupled with the dual-path structure-based long sequence modelling module and temporal external attention module to reconstruct and enhance the detection of depression-related cues hidden in the raw audio waveforms. Experimental results on the AVEC2013 and AVEC2014 datasets show promising results in capturing consequential long-sequence depression cues and demonstrate outstanding performance over the state-of-the-art.

Index Terms—depression, long sequence speech, time domain

I. INTRODUCTION

Depression is a mental disorder that significantly disrupts daily life and work accompanied by persistent negative emotions that severely impair both physical and psychological well-being [1], [2]. Early detection and intervention are crucial to alleviating this suffering [3]. However, the diagnostic process is demanding and requires significant effort from experienced psychiatrists, often resulting in delays that prevent many patients from receiving timely treatment [4], [5].

Research has shown that speech signals differ significantly between depressed and non-depressed individuals [6], [7]. Building on these insights, recent studies on depression assessment have utilized time-frequency (T-F) representations from speech and employed neural networks to capture both temporal and spectral patterns [8], [9]. Recurrent neural networks (RNNs) are effective in modelling temporal dependencies but struggle with gradient vanishing and explosion, and require sequential data processing. Conversely, convolutional neural networks (CNNs) perform well at capturing local features but face limitations in handling long-range dependencies due to their fixed kernel sizes, and their varying pooling operations can introduce biases in the depression estimation task [8]–[10].

Nevertheless, the efficacy of traditional T-F representations like Fourier and Mel spectrograms in speech-based affective state estimation is increasingly questioned [11], [12]. Emerging studies suggest that directly processing raw speech signals in the time domain offers superior performance in capturing affective information, indicating that raw waveform processing may be more effective for extracting mental disorder-related features. While raw waveform input offers richer information, it poses challenges such as the curse of dimensionality and growing non-stationary with longer speech [12], [13].

Moreover, current methods for assessing depression through speech often segment recordings into short intervals to manage variability in real-world data [9], [14], [15]. However, relying solely on these short segments fails to accurately reflect clinical settings, where longer speech samples are crucial. These extended samples capture the comprehensive speech patterns and emotional cues needed to assess depression accurately.

Recent advancements in long-sequence modelling have been powered by innovations such as DPRNN [16], which uses bidirectional RNNs (Bi-RNN) to process speech in chunks, and by integrating transformers within a dual-path architecture to enhance efficiency [17], [18]. State Space Models (SSMs) have further streamlined speech processing by reducing computational loads and managing long-range dependencies [19], [20]. Mamba [21], a specialized SSM, processes complex waveforms effectively [21] but faces challenges with quadratic complexity when integrated with traditional attention mechanism [22]. Recently, the External Attention (EA) [23] mechanism addresses this limitation by using external memory for scalability and simplifying the computation of inter-sequence similarities.

Drawing on these insights, we design a network for efficient long-sequence modelling tailored for time-domain depression level estimation, the proposed method incorporates the EA mechanism with bi-directional Mamba (Bi-Mamba) to enhance depression assessment in long speech sequences. The framework comprises a time-domain long-sequence modelling module by substituting the Bi-RNN in DPRNN with Bi-Mamba for improved long sequence processing; a temporal external attention module that uses EA [23] to emphasize depression-related cues; and a prediction module that evaluates depression levels from the reconstructed sequences.

The main contributions of this work can be summarized as follows: 1) We propose an efficient long-sequence modeling network for the depression estimation task. 2) To the best

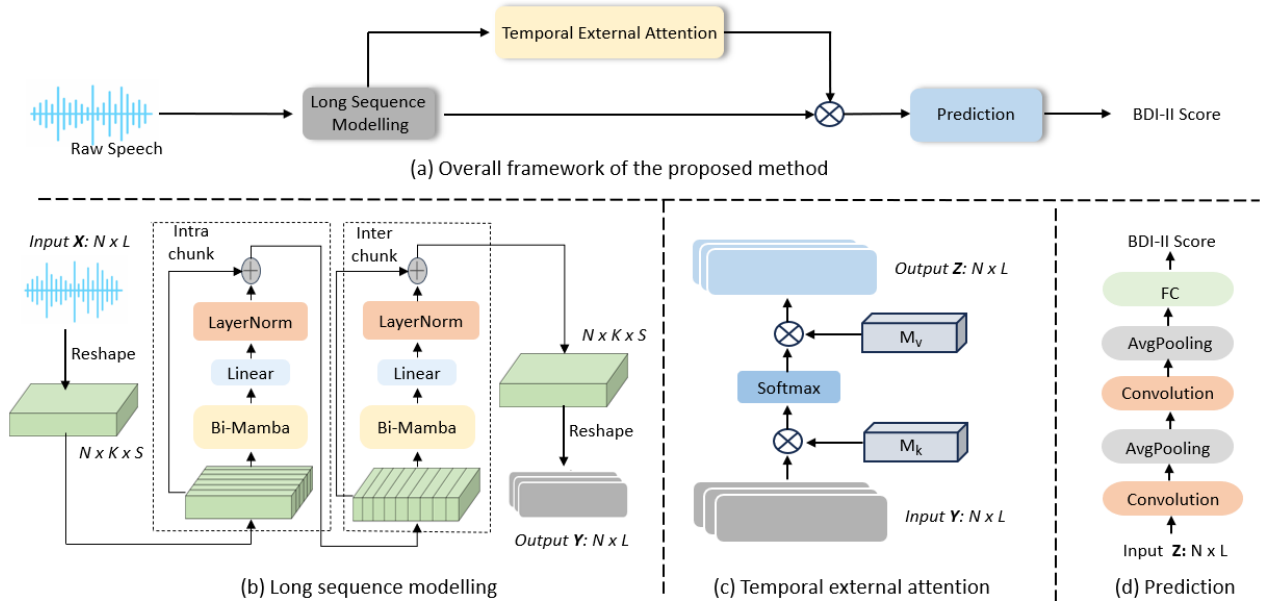


Fig. 1. (a) Overall framework of the proposed methods which consists of the long sequence modelling module, the temporal external attention module, and the prediction module. (b) Illustration of the long sequence modelling module. It employs the Bi-Mamba and dual-path architecture to reconstruct the raw audio waves. (c) Illustration of the temporal external attention module. It enhances depression patterns through correlation analysis with additional parameters. (d) Illustration of the prediction module. It predicts the individual depression level scores based on previous output.

of our knowledge, this is the first study attempt to adopt long speech sequences to reflect the real-world scenarios for depression estimation. 3) The experimental results on the real datasets e.g., AVEC2013 [24] and AVEC2014 [25] demonstrate the effectiveness of the proposed method.

II. PROPOSED METHOD

In this section, we first review the preliminaries of the state space model which is the basic component of Bi-Mamba. We then provide a detailed explanation of the long-sequence modeling module, the temporal external attention module, and the prediction module.

A. Long Sequence Modelling Module

The long sequence modelling module has a dual-path structure, integrating SSMs with Mamba. Let $\mathbf{X} \in \mathbb{R}^{N \times L}$ represent the input raw waveform, where N is the feature dimension and L is the sequence length. Following the approach suggested by [16], the raw waveform is transformed into a 3D tensor $\mathbb{R}^{N \times K \times S}$, where K is the chunk length and S is the number of chunks. The output of this module $\mathbf{Y} \in \mathbb{R}^{N \times L}$ maintains the same shape as the input.

1) *State Space Model*: The SSM maps sequences from $\mathbf{x}(t) \in \mathbb{R}$ to $\mathbf{y}(t) \in \mathbb{R}$ through a hidden state $\mathbf{h} \in \mathbb{R}^H$. It utilizes matrices $\mathbf{A} \in \mathbb{R}^{H \times H}$ for state transitions, $\mathbf{B} \in \mathbb{R}^{H \times 1}$ for input projection, and $\mathbf{C} \in \mathbb{R}^{1 \times H}$ for output projection, where H denotes the dimension of the hidden state.

$$\mathbf{h}'(t) = \mathbf{A}\mathbf{h}(t) + \mathbf{B}\mathbf{x}(t), \quad \mathbf{y}(t) = \mathbf{C}\mathbf{h}(t) \quad (1)$$

For discrete-time signal analysis, the continuous SSM is discretized using matrices $\hat{\mathbf{A}}, \hat{\mathbf{B}}$:

$$\mathbf{h}_t = \hat{\mathbf{A}}\mathbf{h}_{t-1} + \hat{\mathbf{B}}\mathbf{x}_t, \quad \mathbf{y}_t = \mathbf{C}\mathbf{h}_t \quad (2)$$

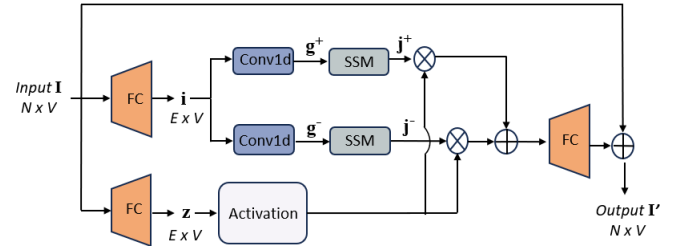


Fig. 2. The Bi-Mamba network structure. \mathbf{g}^+ and \mathbf{j}^+ stand for the anterior processed sequence. \mathbf{g}^- and \mathbf{j}^- stand for the posterior processed sequence.

where matrices $\hat{\mathbf{A}}$ and $\hat{\mathbf{B}}$ are derived via a zero-order hold approximation and a learnable parameter Δ adjusts the balance of current state influence and input at each timestep t . The Mamba model, an extension of the standard SSM, is designed to be input-selective and dynamically update the parameters $\Delta, \hat{\mathbf{A}}, \hat{\mathbf{B}}$, and \mathbf{C} based on input \mathbf{x}_t at each time step t , thereby enabling efficient handling of dynamic updates and enhancing input context awareness.

2) *Dual-path Long Sequence Modelling*: Figure 1(b) shows the long sequence modelling module is composed of two consecutive processing blocks: the intra-chunk and the inter-chunk blocks. Each block initially splits the input tensors and then processes them through the Bi-Mamba followed by the linear layer and the layer normalization, respectively. The detail of Bi-Mamba is depicted in Figure 2 which incorporates two parallel convolutions coupled with SSMs to facilitate bidirectional processing.

The original reshaped 3D tensor $\mathbb{R}^{N \times K \times S}$ is initially split along its second and third dimensions into multiple 2D tensors.

These tensors are then further categorized into S sub-intra-tensors of dimensions $\mathbb{R}^{N \times K}$ which feed into the intra-chunk block, and K sub-inter-tensors of dimensions $\mathbb{R}^{N \times S}$ processed by the inter-chunk block. For clarity of discussion, we denote each input and output of Bi-Mamba as $\mathbf{I} \in \mathbb{R}^{N \times V}$ and $\mathbf{I}' \in \mathbb{R}^{N \times V}$, where $\mathbf{V} \in \{K, S\}$, respectively.

The input sequence \mathbf{I} is initially processed by a fully connected layer to generate the intermediate representations \mathbf{i} and \mathbf{z} , both situated in $\mathbb{R}^{E \times V}$ where $E = 2N$, formulated as:

$$\mathbf{i} = FC(\mathbf{I}), \quad \mathbf{z} = FC(\mathbf{I}) \quad (3)$$

Besides, to achieve the bidirectional functionality, the intermediate representation \mathbf{i} undergoes further processing through two parallel convolution layers for anterior and posterior processing:

$$\mathbf{g}^{+/-} = \sigma(\text{Conv}_{1d}(\mathbf{i})) \quad (4)$$

where σ represents the sigmoid activation function. The term \mathbf{g}^+ denotes the anterior processed output, while \mathbf{g}^- refers to the posterior processed output. The anterior and posterior outputs are then fed into the SSM where the SSM output $\mathbf{j}^{+/-}$ is gated by \mathbf{z} :

$$\mathbf{j}^{+/-} = \sigma(\mathbf{z}) \otimes \text{SSM}(\mathbf{g}^{+/-}) \quad (5)$$

where \otimes denotes the Hadamard product operator. Finally, the \mathbf{I}' is obtained by a linear projection of the average of the anterior and the posterior processed sequences $\mathbf{j}^{+/-}$, after the posterior sequence \mathbf{j}^- is swapped back to the original direction:

$$\mathbf{I}' = FC\left(\frac{\mathbf{j}^+ + \text{swap}(\mathbf{j}^-)}{2}\right) \quad (6)$$

The \mathbf{I}' is then transformed by the feature dimension back to that of \mathbf{I} with a linear layer followed by a layer normalization and finally reshaped back to $\mathbf{Y} \in \mathbb{R}^{N \times L}$ which share the same dimension as the input \mathbf{X} .

B. Temporal External Attention Module

The EA unit mitigates a major flaw of self-attention, its focus on long-range dependencies while ignoring inter-instance correlations. It replaces the traditional *Keys* and *Values* with learned external parameters, M_k and M_v , to capture these correlations. In our temporal external attention module, the input \mathbf{Y} serves as the Query, similar to conventional self-attention, but utilizes M_k and M_v instead of *Keys* and *Values*. As illustrated in Figure 1(c), the external attention maps M_k and M_v are obtained using the following equations and are sequentially applied to the input sequence with the softmax function.

$$M_k = \Psi(\mathbf{L}_K(\mathbf{Y})) \in \mathbb{R}^{N \times L} \quad (7)$$

$$M_v = \mathbf{L}_V(\mathbf{Y} \times M_k) \in \mathbb{R}^{N \times L} \quad (8)$$

where $\mathbf{L}_K(\cdot)$ and $\mathbf{L}_V(\cdot)$ are linear layers to replace *Keys* and *Values* in the self-attention mechanism and $\Psi(\cdot)$ is the ReLU activation function.

C. Prediction Module

The prediction module processes outputs from preceding layers which take the input $\mathbf{Z} \in \mathbb{R}^{N \times L}$, to compute a depression score. As illustrated in Figure 1(d), this module includes convolution layers, ReLU activation, average pooling, and fully connected layers, which collectively synthesize information and reduce dimensionality to manage model complexity effectively.

III. EXPERIMENTS AND RESULTS

A. Dataset

We conducted our experiments using the well-known AVEC2013 [24] and AVEC2014 [25] datasets. AVEC2013 contains 150 video clips from 84 subjects, each performing 14 tasks with recording durations ranging from 20 to 50 minutes. AVEC2014, derived from AVEC2013, includes the Northwind and FreeForm tasks, each also consisting of 150 video clips. Both datasets are divided into training, development, and test sets, with 50 samples per set. For this study, these tasks were merged, resulting in 100 videos per set. Both datasets are annotated with Beck Depression Inventory-II (BDI-II) scores [26], which range from 0 to 63. These scores are used to assess depression severity: 0–13 indicates no depression, 14–19 indicates mild depression, 20–28 indicates moderate depression and 29–63 indicates severe depression.

In our experiments, we use the training sets to develop the model, the development sets for tuning and validation, and the test sets to evaluate the final performance and compare it against existing methods.

B. Evaluation Metrics

In this work, we use root mean square error (RMSE) and mean absolute error (MAE) as the evaluation metrics to evaluate the performance of the proposed method.

$$RMSE = \sqrt{\frac{1}{N} \sum_{i=1}^N (y_i - \hat{y}_i)^2} \quad (9)$$

$$MAE = \frac{1}{N} \sum_{i=1}^N |y_i - \hat{y}_i| \quad (10)$$

where y_i and \hat{y}_i denote the true and predicted BDI-II scores for the i -th sample, respectively.

C. Experimental Setup

Firstly, we segmented the original speech recordings into intervals of 15s, 30s, and 50s. The sampling rate is set as 8kHz, and each segment inherits the original BDI-II score label of the corresponding speech recording. We trained all models using a batch size of 1, with the Adam optimizer [27] and a learning rate of 0.002, for 100 epochs. All experiments were conducted on an NVIDIA L40 GPU. The effectiveness of our proposed method on long sequence modelling is compared against three popular methods for long sequence modelling: vanilla transformer [28], vanilla Mamba [21] and DPRNN [16].

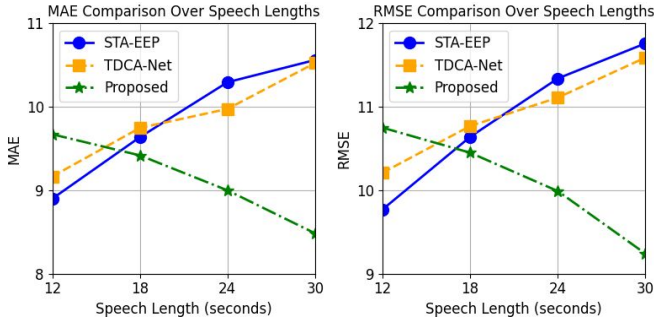


Fig. 3. Comparison of network performance based on RMSE and MAE across different speech lengths in the AVEC14 dataset.

D. Comparison with State-of-the-Art

We initially compared our proposed methods with networks for speech-based depression estimation, by incrementally extending audio inputs from 12 to 30 seconds at a 6-second step size (12s, 18s, 24s, 30s). Note that we simply adopt the original results for two dataset baseline methods.

As depicted in Figure 3 and Table I, we observed a decline in the performance of existing methods as the speech input length increased. In contrast, our proposed method demonstrated a consistent upward trend, even with longer speech inputs. Notably, the ablation study indicates that the long sequence modelling and the temporal external module within our framework boost the performance, with the temporal external attention outperforming the self-attention, highlighting the effectiveness in handling longer sequence inputs.

TABLE I

PERFORMANCE COMPARISON ON THE AVEC 2014 DATASETS WITH 30S LENGTH INPUT. “L” STANDS FOR LONG SEQUENCE MODELLING MODULE, “TEA” STANDS FOR TEMPORAL EXTERNAL ATTENTION MODULE, AND “SA” STANDS FOR SELF-ATTENTION.

Methods	AVEC2013		AVEC2014	
	RMSE	MAE	RMSE	MAE
AVEC2013 Audio Baseline [24]	14.12	10.35	-	-
AVEC2014 Audio Baseline [25]	-	-	12.56	10.03
STA-EEP [29]	11.76	9.82	11.79	10.73
TDCA-Net [14]	10.54	9.58	11.68	10.40
<i>L</i>	9.82	8.75	9.92	8.90
<i>L</i> + <i>SA</i>	9.56	8.49	9.56	8.56
<i>L</i> + <i>TEA</i>	9.24	8.26	9.20	8.39

E. Comparison with Different Long-sequence Modelling Networks

To further demonstrate our proposed method on long sequence modelling performance, we replaced the Bi-Mamba in the long sequence modelling module with the vanilla Transformer [28], vanilla Mamba [21], and Bi-RNN [16]. Additionally, we compared the proposed method with various popular long-sequence modelling networks, using speech lengths of 15s, 30s, and 50s, to evaluate performance enhancements across extended input speech duration.

TABLE II

THE COMPARISON OF EXPERIMENTAL PERFORMANCE USING DIFFERENT METHODS ON THE TESTING SET OF AVEC 2013.

Speech Lengths	Methods	RMSE↓	MAE↓
15s	Transformer [28]	11.40	10.60
	DPRNN [16]	10.65	9.70
	Mamba [21]	10.15	9.15
	<i>Proposed</i>	9.50	8.75
30s	Transformer [28]	11.43	10.42
	DPRNN [16]	10.40	9.71
	Mamba [21]	10.15	8.95
	<i>Proposed</i>	9.14	8.35
50s	Transformer [28]	11.37	10.55
	DPRNN [16]	10.97	9.15
	Mamba [21]	9.60	8.72
	<i>Proposed</i>	9.05	8.42

TABLE III

THE COMPARISON OF EXPERIMENTAL PERFORMANCE USING DIFFERENT METHODS ON THE TESTING SET OF AVEC 2014.

Speech Lengths	Methods	RMSE↓	MAE↓
15s	Transformer [28]	11.51	10.74
	DPRNN [16]	10.82	9.79
	Mamba [21]	10.24	9.26
	<i>Proposed</i>	9.65	8.83
30s	Transformer [28]	11.63	10.52
	DPRNN [16]	10.72	9.26
	Mamba [21]	10.46	8.86
	<i>Proposed</i>	9.20	8.39
50s	Transformer [28]	11.57	10.63
	DPRNN [16]	11.17	8.92
	Mamba [21]	9.75	8.84
	<i>Proposed</i>	9.14	8.52

As shown in Table II & III, the proposed method consistently exhibits superior performance across varying speech durations, surpassing other methods with lower RMSE and MAE scores. This consistent superiority suggests robust architectural and procedural enhancements, potentially involving advanced sequence reconstruction and inter-feature relationship calculation that effectively mitigates error accumulation in longer sequences. These improvements not only emphasize the method’s reliability but also enhance its capability to deliver context-rich assessments of depression in real-world scenarios.

IV. CONCLUSION

Motivated by studies using speech signals as biomarkers for depression identification and the recent advancement of the long sequence modelling technique, this paper proposed an efficient long sequence modelling network for time-domain depression level estimation using speech. The proposed method provided a long sequence modelling module consisting of a dual-path structure with Bi-Mamba to reconstruct the input raw speech signal, along with additional temporal external attention to enhance the depression cues in the input features by using additional external context. Experiments on the AVEC2013 and AVEC2014 datasets demonstrated that the proposed method achieves promising results even when speech length increases. We planned to extend the work to processing multiple paralinguistic speech-processing tasks in the future.

REFERENCES

- [1] C. Otte, S. M. Gold, B. W. Penninx, C. M. Pariante, A. Etkin, M. Fava, D. C. Mohr, and A. F. Schatzberg, "Major depressive disorder," *Nature Reviews Disease primers*, vol. 2, no. 1, pp. 1–20, 2016.
- [2] C. Nash, R. Nair, and S. M. Naqvi, "Insights into detecting adult ADHD symptoms through advanced dual-stream machine learning," *IEEE Transactions on Neural Systems and Rehabilitation Engineering*, 2024.
- [3] C. Nash, R. Nair, and S. M. Naqvi, "Machine learning in ADHD and depression mental health diagnosis: A survey," *IEEE Access*, 2023.
- [4] Y. Li, R. Nair, and S. M. Naqvi, "Harnessing video intelligence: Intelligent system for adhd detection," in *2024 IEEE International Conference on Acoustics, Speech, and Signal Processing Workshops (ICASSPW)*, pp. 274–278, IEEE, 2024.
- [5] S. Li, R. Nair, and M. Naqvi, "Acoustic and text features analysis for adult ADHD screening: A data-driven approach utilizing diva interview," *IEEE Journal of Translational Engineering in Health and Medicine*, 2024.
- [6] L. He, M. Niu, P. Tiwari, P. Marttinen, R. Su, J. Jiang, C. Guo, H. Wang, S. Ding, Z. Wang, *et al.*, "Deep learning for depression recognition with audiovisual cues: A review," *Information Fusion*, vol. 80, pp. 56–86, 2022.
- [7] D. J. France, R. G. Shiavi, S. Silverman, M. Silverman, and M. Wilkes, "Acoustical properties of speech as indicators of depression and suicidal risk," *IEEE Transactions on Biomedical Engineering*, vol. 47, no. 7, pp. 829–837, 2000.
- [8] M. Niu, J. Tao, B. Liu, and C. Fan, "Automatic depression level detection via lp-norm pooling," in *Proc. Interspeech*, (Graz, Austria), pp. 4559–4563, 2019.
- [9] Y. Dong and X. Yang, "A hierarchical depression detection model based on vocal and emotional cues," *Neurocomputing*, vol. 441, pp. 279–290, 2021.
- [10] L. Xie, Y. Yang, Z. Fu, and S. M. Naqvi, "Position and orientation-aware one-shot learning for medical action recognition from signal data," *IEEE Transactions on Multimedia*, 2024.
- [11] W. Chen, X. Xing, X. Xu, J. Pang, and L. Du, "Speechformer++: A hierarchical efficient framework for paralinguistic speech processing," *IEEE/ACM Transactions on Audio, Speech, and Language Processing*, vol. 31, pp. 775–788, 2023.
- [12] M. Niu, J. Tao, Y. Li, Y. Qin, and Y. Li, "Wavdepressionnet: Automatic depression level prediction via raw speech signals," *IEEE Transactions on Affective Computing*, vol. 15, no. 1, pp. 285–296, 2023.
- [13] L. Rabiner and B.-H. Juang, *Fundamentals of speech recognition*. Prentice-Hall, Inc., 1993.
- [14] C. Cai, M. Niu, B. Liu, J. Tao, and X. Liu, "Tdca-net: Time-domain channel attention network for depression detection," in *Interspeech*, pp. 2511–2515, 2021.
- [15] C. Fan, Z. Lv, S. Pei, and M. Niu, "Csenet: Complex squeeze-and-excitation network for speech depression level prediction," in *ICASSP 2022-2022 IEEE International Conference on Acoustics, Speech and Signal Processing (ICASSP)*, pp. 546–550, IEEE, 2022.
- [16] Y. Luo, Z. Chen, and T. Yoshioka, "Dual-path rnn: efficient long sequence modeling for time-domain single-channel speech separation," in *ICASSP 2020-2020 IEEE International Conference on Acoustics, Speech and Signal Processing (ICASSP)*, pp. 46–50, IEEE, 2020.
- [17] C. Subakan, M. Ravanelli, S. Cornell, M. Bronzi, and J. Zhong, "Attention is all you need in speech separation," in *ICASSP 2021-2021 IEEE International Conference on Acoustics, Speech and Signal Processing (ICASSP)*, pp. 21–25, IEEE, 2021.
- [18] J. Chen, Q. Mao, and D. Liu, "Dual-path transformer network: Direct context-aware modeling for end-to-end monaural speech separation," in *Proc. Interspeech 2020*, pp. 2642–2646, 2020.
- [19] A. Gu, I. Johnson, K. Goel, K. Saab, T. Dao, A. Rudra, and C. Ré, "Combining recurrent, convolutional, and continuous-time models with linear state space layers," in *Advances in Neural Information Processing Systems*, vol. 34, pp. 572–585, 2021.
- [20] A. Gu, K. Goel, and C. Ré, "Efficiently modeling long sequences with structured state spaces," in *The International Conference on Learning Representations (ICLR)*, 2022.
- [21] A. Gu and T. Dao, "Mamba: Linear-time sequence modeling with selective state spaces," *arXiv preprint arXiv:2312.00752*, 2023.
- [22] X. Zhang, Q. Zhang, H. Liu, T. Xiao, X. Qian, B. Ahmed, E. Ambikairajah, H. Li, and J. Epps, "Mamba in speech: Towards an alternative to self-attention," *arXiv preprint arXiv:2405.12609*, 2024.
- [23] M.-H. Guo, Z.-N. Liu, T.-J. Mu, and S.-M. Hu, "Beyond self-attention: External attention using two linear layers for visual tasks," *IEEE Transactions on Pattern Analysis and Machine Intelligence*, vol. 45, no. 5, pp. 5436–5447, 2022.
- [24] M. Valstar, B. Schuller, K. Smith, F. Eyben, B. Jiang, S. Bilakhia, S. Schnieder, R. Cowie, and M. Pantic, "AVEC 2013: The Continuous Audio/Visual Emotion and Depression Recognition Challenge," in *Proceedings of the 3rd ACM International Workshop on Audio/Visual Emotion Challenge*, pp. 3–10, 2013.
- [25] M. Valstar, B. Schuller, K. Smith, T. Almaev, F. Eyben, J. Krajewski, R. Cowie, and M. Pantic, "AVEC 2014: 3D Dimensional Affect and Depression Recognition Challenge," in *Proceedings of the 4th International Workshop on Audio/Visual Emotion Challenge*, pp. 3–10, 2014.
- [26] A. Mcpherson and C. R. Martin, "A narrative review of the beck depression inventory (bdi) and implications for its use in an alcohol-dependent population," *Journal of Psychiatric and Mental Health Nursing*, vol. 17, no. 1, pp. 19–30, 2010.
- [27] D. P. Kingma and J. Ba, "Adam: A method for stochastic optimization," in *International Conference on Learning Representations* (Y. Bengio and Y. LeCun, eds.), 2015.
- [28] A. Vaswani, "Attention is all you need," *Advances in Neural Information Processing Systems*, 2017.
- [29] M. Niu, J. Tao, B. Liu, J. Huang, and Z. Lian, "Multimodal spatiotemporal representation for automatic depression level detection," *IEEE Transactions on Affective Computing*, 2020.