

# On the Nature of Subharmonics of the Electron Emission from Ultracold Plasmas

Yurii V. Dumin<sup>1,2, a)</sup> and Ludmila M. Svirskaya<sup>3,4, b)</sup>

<sup>1)</sup>*Lomonosov Moscow State University, Sternberg Astronomical Institute, Universitetskii prosp. 13, 119234 Moscow, Russia*

<sup>2)</sup>*Space Research Institute of Russian Academy of Sciences, Profsoyuznaya str. 84/32, 117997 Moscow, Russia*

<sup>3)</sup>*South Ural State University, Prosp. Lenina 76, 454080 Chelyabinsk, Russia*

<sup>4)</sup>*South Ural State Humanitarian Pedagogical University, Prosp. Lenina 69, 454080 Chelyabinsk, Russia*

One of the most interesting phenomena in the ultracold plasmas are multiple subharmonics of the electron emission observed after its irradiation by radiowaves. Unfortunately, the early interpretation of this phenomenon as the so-called Tonks–Dattner resonances (*i.e.*, actually the standing Langmuir waves) encounters a number of serious obstacles, such as a lack of the adequate boundary conditions, an incorrect dependence on the electron temperature, and an insensitivity to the shape of the cloud. Here, we suggest an alternative interpretation based on the quasi-classical multiphoton ionization of the secondary Rydberg atoms formed in the expanding and cooling plasma clouds. As follows from our numerical simulations, the efficiency of such ionization really exhibits a series of well-expressed peaks. Moreover, this process is evidently irrelevant to the boundary conditions and global shape of the cloud. Therefore, this should be a viable alternative to the earlier idea of Tonks–Dattner resonances.

## I. INTRODUCTION

The physics of ultracold plasmas (UCP) is a relatively new branch of plasma physics, originated in the very late 1990's and early 2000's due to advances in the technology of laser cooling of gases and their capture in the magneto-optical traps<sup>1–5</sup>. They are the quasi-neutral systems of charged particles with electronic temperature from a few to several tens of Kelvin and the typical ionic temperature in the mK range. It is interesting to mention that theoretical studies of such plasmas were started even before their experimental realization became feasible; *e.g.*, review<sup>6</sup>. A new impact to the research of UCP was given by the subsequent experiments on their creation in the continuous regime, both in the supersonic gas-dynamic jets<sup>7</sup> and—most recently—by employing the standard technique of laser cooling<sup>8</sup>.

The ultracold plasmas were considered initially, first of all, as a promising tool to achieve considerable values of the Coulomb coupling parameter (*i.e.*, a ratio of the potential and kinetic energies)<sup>9</sup>. However, a number of other interesting and unexpected phenomena were found in the course of their experimental studies. One of them are multiple subharmonics of the electron emission observed after irradiation of UCP by radiowaves. In other words, when the ultracold plasma bunch expands monotonically and interacts with a monochromatic electromagnetic wave, the flux of escaping electrons exhibits a substantially nonmonotonic behavior, with a series of well-expressed peaks.

In fact, the basic harmonic of this signal was found already in the first experiments with UCP and became the crucial evidence that a collective behavior of the electrons was really

achieved<sup>10</sup>. A few years later, a whole series of the additional peaks was found in the more elaborated experiment<sup>11</sup>; and their interpretation became challenging. The first and most evident idea was that they were the subharmonics of the standing Langmuir waves excited in the confined plasma cloud, or the so-called Tonks–Dattner (TD) resonances<sup>12,13</sup>. Namely, it was assumed that the cloud in the course of its expansion passed through a series of ‘preferable’ radii, which were favorable for excitation of the standing waves and the resulting electron outbursts.

Unfortunately, this interpretation encountered a number of serious obstacles, such as a lack of the adequate boundary conditions in the freely-expanding plasma cloud without a sharp boundary. Besides, as follows from the experimental data, the subharmonics of electron emission become more pronounced with decrease in the electron temperature, while just the opposite behavior should be expected for the TD resonances, since they are caused by a thermal correction to the dispersion equation. Moreover, it is unclear how the higher harmonics—possessing a nontrivial angular dependence—could be excited by a uniform external excitation (*i.e.*, a plane electromagnetic wave). Finally, TD calculations depend crucially on the shape of the plasma cloud, while the experimental measurements showed that the subharmonics of the electron emission remained almost the same even in the strongly distorted clouds.

Some of the above-listed problems were partially mitigated in the course of the subsequent theoretical studies<sup>14,15</sup>. However, the last-listed problem—namely, complete insensitivity to the shape of the cloud—remained unresolved. Really, as was stated in paper<sup>11</sup>, when the plasmas were created with various strong density modulations (such as imaging a wire through the center of the exciting beam, which resulted in the dumbbell-shaped clouds), the resultant peaks were almost unchanged<sup>1</sup>. It is very difficult to reconcile such a behavior with

<sup>a)</sup>Corresponding author's electronic mail: dumin@yahoo.com, dumin@pks.mpg.de

<sup>b)</sup>Electronic mail: svirskaialm@susu.ru, svirskayalm@mail.ru

<sup>1</sup> This test was originally employed by the experimentalists to exclude the

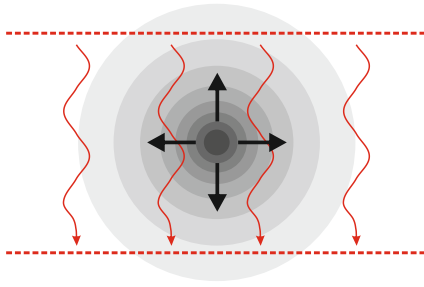


FIG. 1. Sketch of the plasma cloud expanding inside the rf resonator.

any kind of the theoretical model based of the standing waves. Yet another surprising finding was that the peaks of escaping electrons were most pronounced when the degree of ionization was low (and this was the reason why they were not detected in the first experiment<sup>10</sup>). Both these facts enforce us to pose the question: Are the observed subharmonics of electron emission associated with the collective electronic effects at all?

It is the aim of the present work to suggest an alternative interpretation of the experimental results, which is based on the radiowave ionization of the ‘secondary’ Rydberg atoms formed due to recombination in the expanding and cooling plasma cloud. Since this mechanism is purely ‘local’, it completely avoids any problems associated with boundary conditions and shape of the cloud. Besides, as will be seen from our simulations, this mechanism provides the patterns of peaks that are qualitatively similar to the observed ones.

## II. THEORETICAL MODEL

### A. Ionization–Recombination Balance in the Expanding Plasma Cloud

As was already mentioned above, we shall consider the ultracold plasma cloud expanding inside the rf resonator, as illustrated in Fig. 1. In the course of this expansion and cooling, the plasma decays into the Rydberg states due to three-body recombination, and the resulting Rydberg atoms are subsequently ionized by the external electromagnetic field.

Assuming for simplicity that the cloud is uniform, the total flux of escaping electrons can be estimated as

$$I \propto \eta \left( \frac{dN_{\text{Ry}}}{dt} \right) R^3, \quad (1)$$

where  $N_{\text{Ry}}$  is the concentration of the Rydberg atoms,  $\eta$  is the efficiency of ionization (*i.e.*, percentage of the ionized atoms), and  $R$  is the characteristic radius of the plasma cloud.

Next, the rate of collisional three-body recombination is given by the equation<sup>16</sup>:

$$\frac{dN_{\text{Ry}}}{dt} \propto N_e^3 T_e^{-9/2}, \quad (2)$$

---

ion acoustic waves; but it is actually applicable to any type of the standing waves.

where  $N_e$  is the concentration of the charged particles (*i.e.*, electrons and ions), and  $T_e$  is the electron temperature (which can be, in general, very different from the ionic one). Substituting formula (2) into (1), we get the total electron current in the form:

$$I \propto \eta N_e^3 T_e^{-9/2} R^3. \quad (3)$$

At the inertial stage of expansion (which actually covers the most part of evolution of the plasma cloud),  $R(t) \propto t$ ; so that

$$N_e \propto 1/R^3 \propto 1/t^3. \quad (4)$$

On the other hand, if heat release due to the recombination is relatively small, then the electron temperature will decay by the adiabatic law with the adiabatic index  $\gamma = 5/3$ :

$$T_e \propto 1/R^{3(\gamma-1)} \propto 1/R^2 \propto 1/t^2. \quad (5)$$

Let us note that all quantities apart from  $\eta$  in formula (3) change monotonically with time. However, as will be shown in the next section, the efficiency of ionization  $\eta$  exhibits a strongly nonmonotonic behavior. Just this fact results in the observed multiple peaks of the total electron flux from the plasma cloud.

### B. Efficiency of Ionization of Rydberg Atoms

The most pronounced series of peaks was observed under irradiation of the cloud by the electromagnetic waves with frequency 20–30 MHz, which corresponds to the photon energy  $10^{-7}$  eV; while the characteristic binding energy of the Rydberg atoms with principal quantum numbers about 50—which are typically formed after recombination of ultracold plasmas—should be much greater, about  $5 \times 10^{-3}$  eV. Consequently, the ionization proceeds as a successive absorption of a very large number of photons and can be well described by the equations of classical mechanics and electrodynamics. We shall call it the quasi-classical multiphoton ionization. (Yet another term widely used in the literature—stochastic ionization—seems to be less appropriate and somewhat misleading, because such a process can often develop even without onset of any stochasticity.) Theoretical studies of this phenomenon were widely conducted starting from the late 1970’s; *e.g.*, review<sup>17</sup>. The corresponding experiments were performed initially with moderately-excited Rydberg atoms ( $n \approx 10 - 30$ ) in the atomic beams irradiated by microwaves<sup>18</sup>, so that such phenomena were also called the microwave ionization.

The most important finding of the above-mentioned studies—both theoretical and experimental—was that the efficiency of ionization exhibits a number of well-expressed peaks, depending on the ratio of the applied irradiation frequency  $\omega$  to the frequency of revolution of the Rydberg electron:

$$\omega/\Omega_n = (\hbar^3/m_e e^4) n^3 \omega = (\omega/\Omega_1) n^3, \quad (6)$$

where  $\hbar$  is the Planck constant,  $e$  and  $m_e$  are the electron charge and mass,  $n$  is the principal quantum number, and  $\Omega_n$  is

the ‘classical’ (Bohr) frequency of revolution of the electron. The frequency of revolution in the  $n$ 'th orbit is evidently given by the relation:

$$\Omega_n = \frac{m_e e^4}{\hbar^3} \frac{1}{n^3} = \frac{\Omega_1}{n^3}. \quad (7)$$

Example of the sharp dependence of the efficiency of ionization on the ratio (6) can be seen, *e.g.*, in Fig. 3 in one of the earliest papers<sup>19</sup>.

At last, a well-known property of the three-body recombination<sup>16</sup> is that it proceeds to the states with binding energies about the thermal energy of electrons  $T_e$ . As a result, the corresponding Rydberg atoms are formed in the states with the principal quantum numbers  $n^*$ :

$$|E_{n^*}| = |E_1|/n^{*2} \propto (3/2)AkT_e, \quad (8)$$

where  $k$  is the Boltzmann constant,  $A$  is a numerical coefficient on the order of unity, and  $E_n$  is the energy of the  $n$ 'th atomic level. In other words,

$$n^* = \left( \frac{2|E_1|}{3Ak} \right)^{1/2} T_e^{-1/2} = \left( \frac{2|E_1|}{3AkT_{e0}} \right)^{1/2} (t/t_0), \quad (9)$$

*i.e.*, the principal quantum number of the Rydberg atoms increases linearly with time. (For simplicity, we assume here that all electrons at the given temperature  $T_e$  recombine to the single state  $n^*$ .)

Finally, taking into account relations (4)–(6), formula (3) for the total electron current can be rewritten as

$$I \propto \eta(n^*(t))t^3. \quad (10)$$

### C. Simulation of the Ionization

Unfortunately, despite a lot of the earlier results on the efficiency of the quasi-classical multiphoton ionization of Rydberg atoms, it is impossible to apply them immediately to the problem under consideration. The case is that such studies usually treated the ionization as an escape of the electron up to ‘infinity’. On the other hand, in the case of plasmas, when the electron is shifted from the original ion by a distance about the mean interparticle separation, it begins to experience the microfields and becomes ‘collective’. So, the ionization of a Rydberg atom in plasmas should be treated as an escape of its electron up to the distance about a typical separation of the charged particles, *i.e.*, actually its excitation to a higher orbit. Just this criterion is the crucial difference of our simulations from the early ones. As will be seen below, although the overall pattern of the ionization peaks survives, their particular structure can be substantially modified, especially, in the region of low frequencies  $\omega$ .

Equation of motion of the Rydberg electron perturbed by the external electric field  $\mathbf{E}$  takes the form:

$$m_e \frac{d^2 \mathbf{r}}{dt^2} = -e^2 \frac{\mathbf{r}}{r^3} - e \mathbf{E}(t), \quad (11)$$

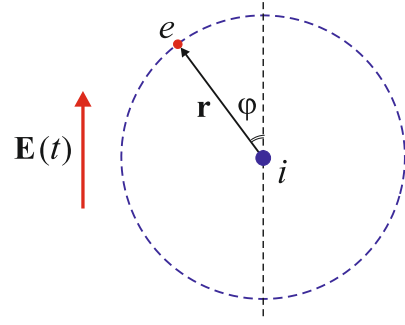


FIG. 2. Motion of the Rydberg electron ( $e$ ) about the central ion ( $i$ ) under the influence of the external electric field  $\mathbf{E}$ .

where  $\mathbf{r}$  is the electron radius vector, and the respective ion is assumed to be localized in the origin of coordinates, as illustrated in Fig. 2.

In the polar coordinate system, formula (11) is reduced to the set of equations:

$$m_e (\ddot{r} - r\dot{\phi}^2) = -\frac{e^2}{r^2} - eE(t) \cos \phi, \quad (12a)$$

$$m_e (r\ddot{\phi} + 2\dot{r}\dot{\phi}) = eE(t) \sin \phi. \quad (12b)$$

Since the three-body recombination results in the formation of Rydberg atoms with large orbital quantum numbers  $l$  (about the principal quantum number  $n$ ), we shall assume for simplicity that the initial unperturbed state was purely circular. So, the unperturbed solution of these equations (*i.e.*, at  $E \equiv 0$ ) is

$$\phi = \Omega t + \phi_0, \quad \Omega = (e^2/m_e a_0^3)^{1/2}, \quad (13)$$

where  $a_0$  is the original unperturbed radius.

Next, let us introduce the dimensionless radius  $\tilde{r}$  (marked by a tilde) and time  $\tau$ :

$$r = a_0 \tilde{r}, \quad t = \Omega^{-1} \tau, \quad (14)$$

so that  $\tau = 2\pi$  is the period of unperturbed revolution. Substitution of these definitions to the expressions (12a) and (12b) leads us to the dimensionless equations of motion:

$$m_e a_0 \Omega^2 (\tilde{r}'' - \tilde{r} \phi'^2) = -\frac{e^2}{a_0^2} \frac{1}{\tilde{r}^2} - eE(\tau) \cos \phi, \quad (15a)$$

$$m_e a_0 \Omega^2 (\tilde{r} \phi'' + 2\tilde{r}' \phi') = eE(\tau) \sin \phi. \quad (15b)$$

where prime denotes a differentiation with respect to  $\tau$ .

Let the electromagnetic wave be monochromatic, with frequency  $\omega$  and the initial phase  $\psi_0$ :

$$E(t) = E_0 \sin(\omega t + \psi_0) = E_0 \sin\left(\frac{\omega}{\Omega} \tau + \psi_0\right). \quad (16)$$

Then, the set of equations (15a) and (15b) is reduced to

$$\tilde{r}'' - \tilde{r} \phi'^2 = -\tilde{r}^{-2} - \tilde{E}_0 \sin[(\omega/\Omega)\tau + \psi^*] \cos \phi, \quad (17a)$$

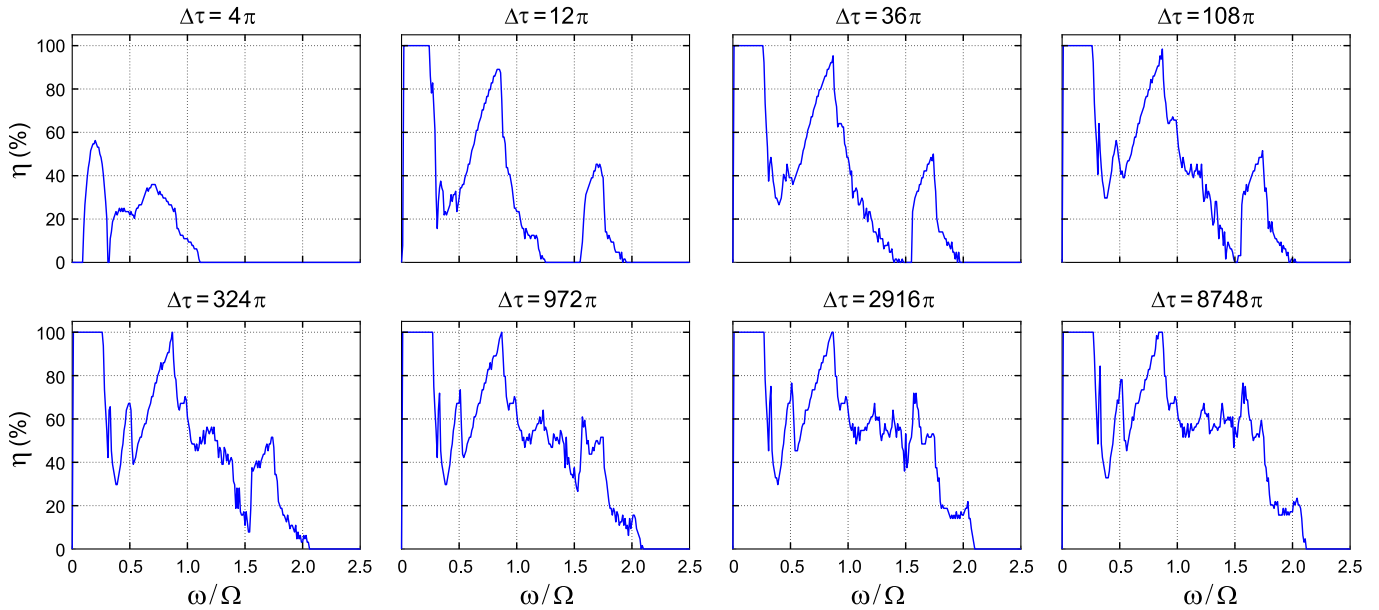


FIG. 3. Efficiency of ionization  $\eta$  as function of the ratio of the electromagnetic wave frequency  $\omega$  to the frequency of revolution of the unperturbed Rydberg electron  $\Omega$ . Different panels correspond to the different duration of interaction of the Rydberg atom with the electromagnetic wave  $\Delta\tau$ .

$$\tilde{r}\varphi'' + 2\tilde{r}'\varphi' = \tilde{E}_0 \sin[(\omega/\Omega)\tau + \psi^*] \sin\varphi, \quad (17b)$$

where the dimensionless amplitude of the electromagnetic wave is

$$\tilde{E}_0 = \frac{eE_0}{m_e a_0 \Omega^2}. \quad (18)$$

To find the efficiency of ionization  $\eta$ , the set of equations (17a) and (17b) was solved numerically for a sufficiently large sample of the initial electron phases. Then,  $\eta$  was calculated as a percentage of the initial phases when the computed orbit can reach the limiting radius  $R_{\text{lim}}$  (e.g.,  $1.5a_0$ ). As was already explained in the beginning of this section, when we deal with the ionization in plasmas, it is more reasonable to consider escape of an electron up to the limited distance rather than to infinity.

Results of the corresponding simulations are plotted in Fig. 3. They are presented for various duration of interaction between the Rydberg atom and the electromagnetic wave  $\Delta\tau$ . Our plots for the short duration (e.g.,  $\Delta\tau = 4\pi$ ) are rather similar to the early studies<sup>17,19</sup>, where the detached electron escaped to infinity. However, at the longer duration  $\Delta\tau$  one can see noticeable differences. In general, the ionization peaks in our simulations are more diverse and numerous.

At last, substituting the simulated dependences  $\eta(\omega/\Omega)$  into formula (10) and taking into account (9), one can get the total electric current  $I$  as function of time in the course of the plasma cloud expansion. The corresponding plots for various  $\Delta\tau$  are shown in Fig. 4. Unfortunately, the characteristic duration of interaction between the Rydberg atom and the electromagnetic wave cannot be specified exactly in the framework of our simplified model, where the plasma cloud was assumed to be uniform, all Rydberg atoms formed in the

same state (9), and the total electron current (1) established instantaneously.

However, the above-mentioned duration can be roughly estimated as follows. All peaks of the ionization occur at  $\omega/\Omega \sim 1$ . Consequently, the orbital period of the ionized Rydberg atom  $T_{\text{Ry}}$  should be of the same order of magnitude as period of the external electromagnetic wave  $T_w$ . As follows from the experimental data (e.g., Fig. 1 in paper<sup>11</sup>), the subharmonics of ionization were most expressed at frequencies 20–30 MHz. Therefore,  $T_{\text{Ry}} \sim T_w \approx 0.03\text{--}0.05 \mu\text{s}$ . On the other hand, as can be seen in the same figure, the characteristic timescale for formation of these subharmonics (i.e., a temporal width of the respective peaks) is  $\Delta t \approx 3\text{--}5 \mu\text{s}$ . So, according to the definition (14),  $\Delta\tau = \Omega\Delta t \sim 2\pi(\Delta t/T_w) \sim 200\pi$ . This is just the range of  $\Delta\tau$  where complex patterns of the ionization peaks are seen in Fig. 4 of the present paper.

### III. CONCLUSIONS

In summary, we proposed a new model of formation of subharmonics of the electron emission from the expanding UCP cloud irradiated by the monochromatic radiowaves. This model is based on the idea of the quasi-classical multiphoton ionization of the ‘secondary’ Rydberg atoms formed due to the three-body recombination. Our model seems to be a reasonable alternative to the concept of Tonks–Dattner resonances, because it does not depend on the specific boundary conditions and is insensitive to the shape of the cloud. Besides, it naturally explains why the subharmonics of electron emission become more expressed with a decreasing degree of ionization. All these features are in perfect agreement with the experimental findings.

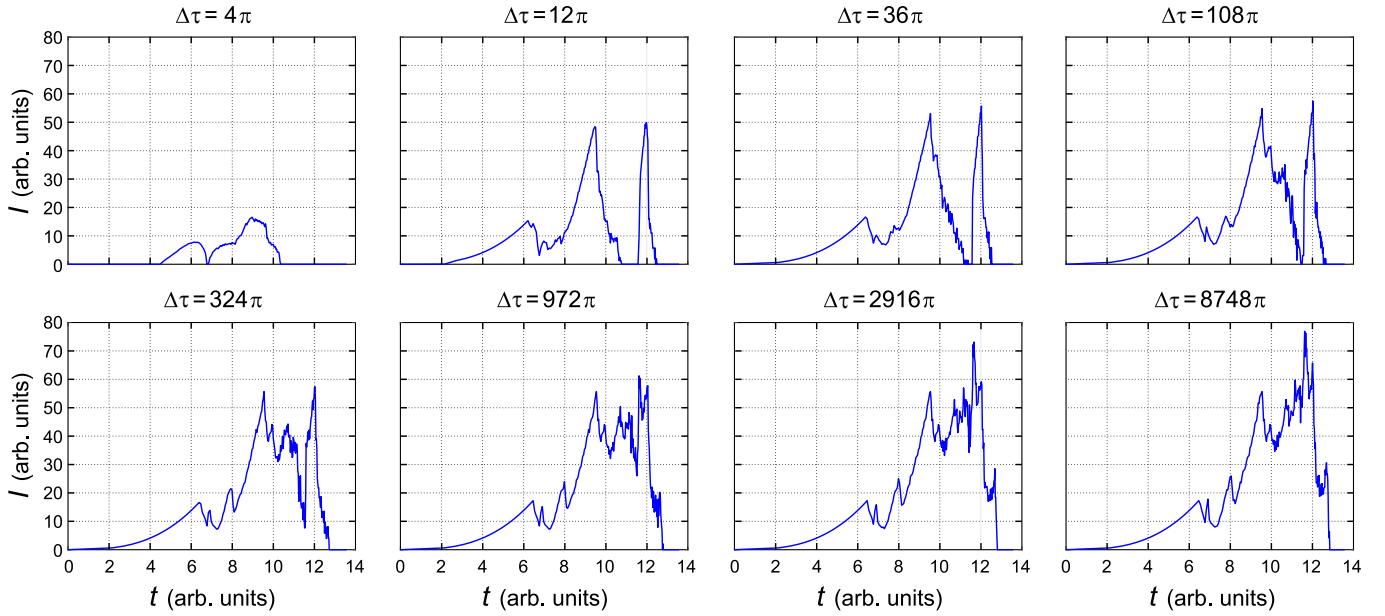


FIG. 4. Temporal dependence of the total electron current from the expanding plasma cloud at various duration of interaction of the Rydberg atoms with the electromagnetic wave.

## ACKNOWLEDGMENTS

We are grateful to J.-M. Rost for stimulation of this study a few years ago, as well as to E.M. Apfelbaum, L.G. Dyachkov, A.G. Khrapak, P.R. Levashov, S.A. Maiorov, A.D. Rakhel, S.A. Saakyan, U. Saalman, S.A. Trigger, B.B. Zelener, B.V. Zelener, and D.I. Zhukhovitskii for fruitful discussions and valuable comments.

## AUTHOR DECLARATIONS

### Conflict of Interest

The authors have no conflicts to disclose.

## DATA AVAILABILITY

The data that support the findings of this study are available from the authors upon reasonable request.

## References:

- <sup>1</sup>T. Killian, S. Kulin, S. Bergeson, L. Orozco, C. Orzel, and S. Rolston, "Creation of an ultracold neutral plasma," *Phys. Rev. Lett.* **83**, 4776 (1999).
- <sup>2</sup>P. Gould and E. Eyster, "Ultracold plasmas come of age," *Phys. World* **14**(3), 19 (2001).
- <sup>3</sup>S. Bergeson and T. Killian, "Ultracold plasmas and Rydberg gases," *Phys. World* **16**(2), 37 (2003).
- <sup>4</sup>T. Killian, "Ultracold neutral plasmas," *Science* **316**, 705 (2007).
- <sup>5</sup>T. Killian, T. Pattard, T. Pohl, and J. Rost, "Ultracold neutral plasmas," *Phys. Rep.* **449**, 77 (2007).
- <sup>6</sup>S. Mayorov, A. Tkachev, and S. Yakovlenko, "Metastable supercooled plasma," *Physics–Uspekhi* **37**, 279 (1994).
- <sup>7</sup>J. Morrison, C. Rennick, J. Keller, and E. Grant, "Evolution from a molecular Rydberg gas to an ultracold plasma in a seeded supersonic expansion of NO," *Phys. Rev. Lett.* **101**, 205005 (2008).
- <sup>8</sup>B. Zelener, E. Vilshanskaya, N. Morozov, S. Saakyan, A. Bobrov, V. Sautenkov, and B. Zelener, "Steady-state ultracold plasma created by continuous photoionization of laser cooled atoms," *Phys. Rev. Lett.* **132**, 115301 (2024).
- <sup>9</sup>V. Fortov and I. Iakubov, *The Physics of Non-ideal Plasma* (World Sci., Singapore, 2000).
- <sup>10</sup>S. Kulin, T. Killian, S. Bergeson, and S. Rolston, "Plasma oscillations and expansion of an ultracold neutral plasma," *Phys. Rev. Lett.* **85**, 318 (2000).
- <sup>11</sup>R. Fletcher, X. Zhang, and S. Rolston, "Observation of collective modes of ultracold plasmas," *Phys. Rev. Lett.* **96**, 105003 (2006).
- <sup>12</sup>L. Tonks, "The high frequency behavior of a plasma," *Phys. Rev.* **37**, 1458 (1931).
- <sup>13</sup>A. Dattner, "Resonance densities in a cylindrical plasma column," *Phys. Rev. Lett.* **10**, 205 (1963).
- <sup>14</sup>A. Lyubonko, T. Pohl, and J.-M. Rost, "Collective energy absorption of ultracold plasmas through electronic edge-modes," *New J. Phys.* **14**, 053039 (2012).
- <sup>15</sup>S. Bronin, E. Vikhrov, S. Saakyan, B. Zelener, and B. Zelener, "Electronic resonances in expanding non-neutral ultracold plasma," *Phys. Plasmas* **31**, 033507 (2024).
- <sup>16</sup>H. Massey and E. Burhop, *Electronic and Ionic Impact Phenomena* (Clarendon, Oxford, UK, 1952).
- <sup>17</sup>N. Delone, B. Krainov, and D. Shepelianskii, "Highly-excited atoms in the electromagnetic field," *Sov. Phys.–Uspekhi* **26**, 551 (1983).
- <sup>18</sup>T. Gallagher, *Rydberg Atoms* (Cambridge Univ. Press, Cambridge, UK, 1994).
- <sup>19</sup>D. Jones, J. Leopold, and I. Percival, "Ionisation of highly excited atoms by electric fields iv: Frequency and amplitude dependence for linearly polarized fields," *J. Phys. B* **13**, 31 (1980).