

# BRIDGE: Bundle Recommendation via Instruction-Driven Generation

Tuan-Nghia Bui, Huy-Son Nguyen, Cam-Van Thi Nguyen, Hoang-Quynh Le, Duc-Trong Le

University of Engineering and Technology,  
Vietnam National University, Hanoi, Vietnam  
{21020364, huysong, vanntc, lhquynh, trongld}@vnu.edu.vn

## Abstract

Bundle recommendation aims to suggest a set of interconnected items to users. However, diverse interaction types and sparse interaction matrices often pose challenges for previous approaches in accurately predicting user-bundle adoptions. Inspired by the distant supervision strategy and generative paradigm, we propose BRIDGE, a novel framework for bundle recommendation. It consists of two main components namely the correlation-based item clustering and the pseudo bundle generation modules. Inspired by the distant supervision approach, the former is to generate more auxiliary information, e.g., instructive item clusters, for training without using external data. This information is subsequently aggregated with collaborative signals from user historical interactions to create pseudo ‘ideal’ bundles. This capability allows BRIDGE to explore all aspects of bundles, rather than being limited to existing real-world bundles. It effectively bridging the gap between user imagination and pre-defined bundles, hence improving the bundle recommendation performance. Experimental results validate the superiority of our models over state-of-the-art ranking-based methods across five benchmark datasets.

## Introduction

Beyond item recommendation, which focuses on suggesting individual items to users, bundle recommendation captures a more nuanced understanding of user behavior in recommending a set of cohesive items for an exclusive intention. The understanding is often built upon leveraging historical user-item, user-bundle interactions, and bundle-item affiliations to learn user preferences (Wei et al. 2023; Ma et al. 2024). This task has gained significant attention in recent years due to its complexity.

Exploring user preferences in recommendation systems, especially in the context of bundle recommendation, is a critical and complex challenge. It plays a vital role in improving user experiences across diverse domains (Cui et al. 2020). Most effective graph-based models (Chang et al. 2020; Ma et al. 2022; Zhao et al. 2022) employ Bayesian Personalized Ranking (BPR) (Rendle et al. 2012) as the primary objective. These models differentiate between unseen user-bundle interactions (negative samples) and observed user-bundle interactions (positive ones) to rank recommendations by classifying true negatives. Regardless of the success of

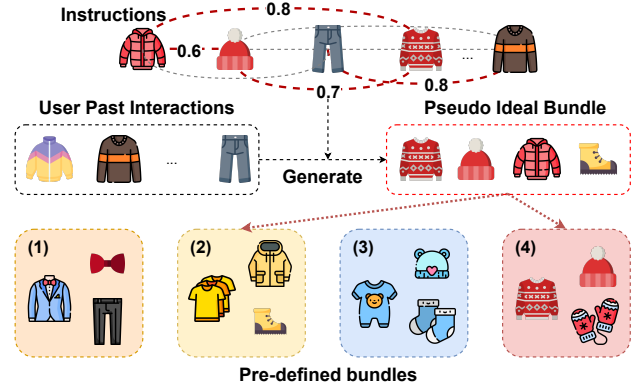


Figure 1: An example of instruction-driven bundle recommendation

ranking-based methods across various recommendation domains, there exist several serious limitations, which call into question their ability to fully capture and respond to the complexities of user behaviour. As highlighted by Yang et al. (2024), one of the primary concerns is the oversimplification of human behaviour in adopting bundles of items. In the other hand, these methods often lack of robustness in the face of data sparsity and noise. In diverse real-world scenarios, user-item interaction data is incomplete, noisy, and sparse, which poses urgent challenges for ranking models in deriving reliable inferences. This issue is even more pronounced in the context of bundle recommendations, where the user-bundle interaction data tends to be even sparser and less consistent. The complexity of bundles, which involve multiple items rather than single ones, adds another layer of difficulty in accurately modeling user preferences. When confronted with such limited data, ranking models are prone to over-fitting, relying too heavily on the small amount of available information.

Our research is inspired by the distant supervision strategy, which leverages auxiliary resources to generate silver-standard labeled data for model training (Craven et al. 1998; Mintz et al. 2009). However, the effectiveness of distant supervision in bundle recommendation remains largely unexplored due to the scarcity of relevant knowledge bases. Bundle recommendation datasets typically consist of user,

bundle, and item IDs, but the lack of information to identify common objects across different datasets makes it more challenging to leverage multiple external data sources to enhance recommendation performance.

To address these challenges, we propose a novel framework named **BRIDGE** for **B**undle Recommendation using **I**nstruction-Driven **G**eneration, which is inspired by the strategy of distant supervision (Craven et al. 1998; Mintz et al. 2009) and generative retrieval (Yang et al. 2024; Rajput et al. 2024). Unlike traditional distant supervision methods that rely on external data sources, BRIDGE generates silver-standard data through determining clusters of high-correlation items from user-item associations using the *Correlation-based Item Clustering* module. Leveraging historical interacted items of a given user, these clusters are jointly exploited as ‘instructions’ to produce the pseudo ‘ideal’ bundle that aligns with the user preference via the *Pseudo Bundle Generation* module. The pseudo bundle helps retrieve relevant bundles from predefined options for personalized recommendation within the *Retrieval & Ranking* module. Figure 1 illustrates an intuitive example how BRIDGE works.

To summarize, our main contributions are as follows:

- We improve the training process for the bundle recommendation task with auxiliary instructions, i.e., correlation-based item clusters, using a distant supervision-based approach without using any external data sources.
- We propose BRIDGE, which uses instructional guidance from historical user interactions and item clusters to generate pseudo ‘ideal’ bundles to discover relevant candidates from existing bundles for recommendation. To the best of our knowledge, we are the first to present an end-to-end generative approach for bundle recommendation.
- We conduct extensive experiments on five publicly-available datasets and achieve significant improvements over all baseline methods on various metrics.

The remainder of the paper is organized in the following sections: Related studies for the bundle recommendation task are literally discussed in the ‘Related work’ section, which is followed by the methodology section to thoroughly described the proposed model BRIDGE. We investigate its effectiveness in the ‘Experiments’ section before summarizing findings in the final section.

## Related Work

**Bundle Recommendation.** Research on bundle recommendation typically focuses on three main approaches: *factorization methods* decompose interaction matrices into latent factors to predict and enhance bundle recommendations; *graph-based methods* utilize graphs to capture complex relationships between users, items, and bundles, refining recommendations through graph-based techniques; and *generative methods* employ generative models to create pseudo ideal bundles, addressing limitations of traditional ranking approaches by exploring new configurations aligned with user preferences.

*Factorization Methods.* Early bundle recommendation methods, based on the BPR framework (Rendle et al. 2012), use user-bundle interactions as positive pairs and sample negative pairs from unobserved interactions. DAM (Chen et al. 2019a) is a multi-task framework that recommends both items and bundles using an attention mechanism and shared weights to capture user preferences at both levels.

*Graph-based Recommendation.* LightGCN (He et al. 2020) applies a simple but effective yet graph convolutional operators on the bipartite user-item graph to facilitate item recommendation. Recently, BGCN (Chang et al. 2020) integrates Graph Convolutional Networks with multi-view learning to exploit various interactions. Addressing the inconsistency between item preference and bundle preference of users, CrossCBR (Ma et al. 2022), MultiCBR (Ma et al. 2024) adopt InfoNCE (Gutmann and Hyvärinen 2010) to align multi-view user preferences, while MIDGN (Zhao et al. 2022) models multiple intention hidden in users/bundles. BundleGT (Wei et al. 2023) explores the strategy-aware ability of user/bundle representations. CoHeat (Jeon et al. 2024) improve the cold-start problem in bundle recommendation via popularity and curriculum heating.

*Generative Recommendation.* In traditional item recommendation, PURE (Zhou et al. 2021) uses GANs to generate fake user and item embeddings, covering diverse feature space corners. LARA (Sun et al. 2020) applies multiple generators on item attributes to create pseudo user profiles, with a discriminator classifying real user-item pairs. DreamRec (Yang et al. 2024) employs a diffusion process to reconstruct oracle item embeddings and retrieve recommendations based on similarity to these oracles. TIGER (Rajput et al. 2024) utilizes Transformer architecture to generate item aspects matching user interests, enhancing item representations with auxiliary data.

**Distant Supervision.** Distant supervision is an efficient training strategy applied across various problems and domains, including relation extraction (Mintz et al. 2009; Quirk and Poon 2016), procedural activities recognition (Lin et al. 2022), and image captioning (Qi, Zhao, and Wu 2024). In the context of recommendation systems, distant supervision has been successfully applied for cross-domain recommendation (Elkahky, Song, and He 2015; Cao et al. 2022).

## BRIDGE - Bundle Recommendation via Instruction-Driven Generation

The overall architecture of BRIDGE is shown in Figure 2. It consists of three main components including item-level correlation clustering, pseudo bundle generation and retrieval & ranking modules. Each component will be thoroughly described in the following subsections.

**Problem Formulation.** Given sets of users  $\mathcal{U} = \{u_1, u_2, \dots, u_{|\mathcal{U}|}\}$ , bundles  $\mathcal{B} = \{b_1, b_2, \dots, b_{|\mathcal{B}|}\}$ , and items  $\mathcal{V} = \{v_1, v_2, \dots, v_{|\mathcal{V}|}\}$ , the observed user-bundle, bundle-item and user-item interactions are respectively represented as three binary matrices  $X \in \{0, 1\}^{|\mathcal{U}| \times |\mathcal{B}|}$ ,  $Y \in \{0, 1\}^{|\mathcal{B}| \times |\mathcal{V}|}$  and  $Z \in \{0, 1\}^{|\mathcal{U}| \times |\mathcal{V}|}$ , where cells with value of 1 if there exists links between user-bundle, bundle-item or

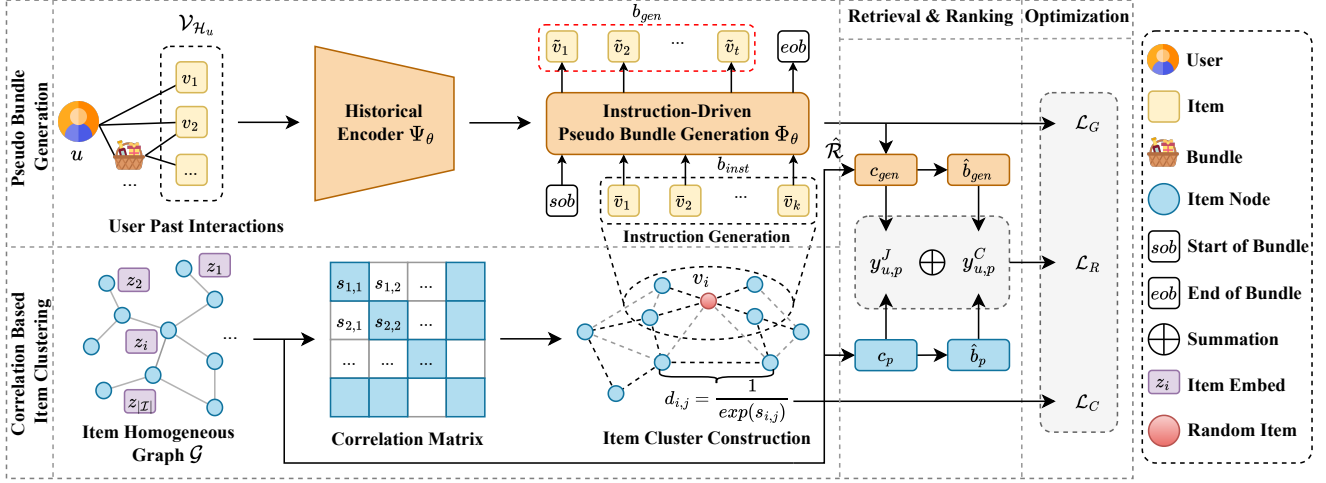


Figure 2: The end-to-end architecture of BRIDGE

user-item pairs, and 0 otherwise. For a given user  $u \in \mathcal{U}$  and a predefined bundle  $b \in \mathcal{B}$ , we seek to compute the score  $y_{u,b}$  that the user  $u$  will adopt the bundle  $b$  as:

$$y_{u,b} = g(b, f_\theta(u, X, Y, Z)) \quad (1)$$

where  $g$  is a similarity function, and  $f_\theta(u, X, Y, Z)$  is the pseudo bundle generation function with a learnable parameter  $\theta$ , which manifests the preferential representation of  $u$ . Specifically, our goal is to maximize the similarity between the target bundle and the generated bundle. The top- $K$  bundles with the highest similarity values will be recommended to user  $u$ .

### Correlation-based Item Clustering

We assume that two items interacted by a common set of users via  $Z$  may indicate a potential combination within a pseudo bundle, suggesting that they are closely related in the representation space. This pseudo bundle can serve as an instruction signal to guide the bundle generator to create a meaningful bundle. To verify this hypothesis, we compute the item co-occurrence matrix  $C = Z^T \cdot Z, C \in \mathbb{R}^{|\mathcal{V}| \times |\mathcal{V}|}$ . Next, we establish an item homogeneous graph  $\mathcal{G} = \{\mathcal{V}, E\}$ , where  $\mathcal{V}$  is the set of nodes and  $E = \{e_{i,j} \mid v_i, v_j \in \mathcal{V}\}$  denotes the edge set,  $e_{i,j} = 1$  if  $C(i, j) > 0$ , and 0 otherwise.

In order to learn the item latent embedding of a given item  $v_i$  using topological information, we employ a graph convolution network, i.e., LightGCN(He et al. 2020), on the item homogeneous graph  $\mathcal{G}$ . Let us denote  $r_i^{(l)}$  is the item latent representation of item  $v_i$  at the  $l$ -th layer. It is derived as:

$$r_i^{(l)} = \sum_{j \in \mathcal{M}_i} \frac{1}{\sqrt{|\mathcal{M}_i|} \sqrt{|\mathcal{M}_j|}} r_j^{(l-1)}, \quad (2)$$

where  $r_i^{(0)} \in \mathbb{R}^d$  is randomly initialized,  $\mathcal{M}_i$  represent the neighbor set of item  $i$  in  $\mathcal{G}$ . The final item latent representation  $\hat{r}_i$  of item  $i$  is inferred as follows:

$$r_i^* = \frac{1}{L+1} \sum_{l=0}^L r_i^{(l)}, \quad \hat{r}_i = \frac{r_i^*}{\|r_i^*\|_2} \quad (3)$$

where  $L$  is the number of propagation layers in the GCN, and the final representation of item  $i$  is obtained from  $r_i^*$  followed by a second order Euclidean normalization. Inspired by (Le, Lauw, and Fang 2019), we calculate the correlation score  $s_{i,j}$  of an item pair  $(i, j), i, j \in \mathcal{V}$  as:

$$s_{i,j} = \hat{r}_i^T \cdot \hat{r}_j \quad (4)$$

Given an item  $v_i$ , the item cluster  $\mathcal{C}_i$  of  $k$  nearest neighbors is determined using a distance function for each pair of items  $(v_i, v_j)$  as:

$$d_{i,j} = \frac{1}{\exp(s_{i,j})}, \quad (5)$$

### Pseudo Bundle Generation

In order to facilitate the bundle recommendation task, we aim to construct a pseudo bundle, which expresses the preferential intention of a given user  $u$ . Inspired by (Yang et al. 2024), it might be inferred via behavioral history  $\mathcal{H}_u$ , i.e., interacted items  $\mathcal{V}_{\mathcal{H}_u} \in \mathcal{V}$ . Using the clusters of those items built from the previous section, we suppose that they may create meaningful instructions to better construct the pseudo bundle. Given  $\mathcal{B}_u \in \mathcal{B}$  as the bundle set associated with user  $u$ ,  $\mathcal{V}_u, \mathcal{V}_{\mathcal{B}_u} \in \mathcal{V}$  are the sets of adopted items of user  $u$  extracted from  $\mathcal{Z}$ , and  $\mathcal{B}_u$  respectively, we have:

$$\mathcal{V}_{\mathcal{H}_u} := \mathcal{V}_u \cup \mathcal{V}_{\mathcal{B}_u} \quad (6)$$

**Instruction Construction.** For each training iteration of a user  $u$ , we randomly select an item  $v_i$  from his historical interactions  $\mathcal{V}_{\mathcal{H}_u}$ . Using item cluster  $\mathcal{C}_i$  of  $k$  nearest neighbors of  $v_i$  determined from the correlation-based item clustering module, an instructive bundle  $b_{inst}$  is constructed via:

$$b_{inst} = \{\bar{v}_1, \bar{v}_2, \bar{v}_3, \dots, \bar{v}_k\} \quad (7)$$

where it is noted that  $1 < k < n, n = |\mathcal{V}_{\mathcal{H}_u}|, k$  is randomly selected during training to add random noises for improving model robustness. Depending on the number of historical interactions  $n$ , there may have a set of instructive bundles  $\mathcal{B}_{u,inst} = \{b_{inst}\}$  generated from multiple training iterations for each user  $u$ .

**Instruction-Driven Pseudo Bundle Generation.** In order to form a pseudo bundle for relevant bundle retrieval, the instructive set  $\mathcal{B}_{u,inst}$  is fed into a sequence-to-sequence architecture, e.g., Transformer, to aggregate potential items that highly correlate and align with user preferences. Motivated by (Yang et al. 2024), we employ the reconstruction distribution process to reconstruct the temporal distribution of potential item probabilities. Using the collaborative signals from the user’s previous interactions  $\mathcal{V}_{\mathcal{H}_u}$  and a given  $b_{inst}$ , the probability of pseudo bundle  $b_{gen}$  after the  $T$ -th step generation is derived as follows:

$$p_\theta(\tilde{v}^{(1:T)}) := \prod_{t=1}^T p_\theta(\tilde{v}^{(t)} | \mathcal{V}_{\mathcal{H}_u}, \bar{v}_{0:t-1}) \quad (8)$$

$$p_\theta(\tilde{v}^{(t)} | \mathcal{V}_{\mathcal{H}_u}, \bar{v}_{0:t-1}) := \mathcal{N}(\Phi_\theta(\Psi_\theta(\mathcal{V}_{\mathcal{H}_u}), \bar{v}_{0:t-1}), \beta \mathbf{I}),$$

where  $\tilde{v}^{(t)}$  is the  $t$ -th candidate item, and  $\tilde{v}^{(1:T)}$  is the candidate item set after  $T$  generation steps for  $b_{gen}$ . Likewise,  $\bar{v}_{0:t-1}$  is the item set consisted of a start-of-bundle pseudo item  $[sob]$  at the first index and the first  $t - 1$  items of  $b_{inst}$ .  $\mathcal{N}$  denotes the Gaussian distribution,  $\mathbf{I} \in \mathbb{R}^{|\mathcal{V}|}$  is the identity tensor,  $\Psi_\theta(\cdot)$  and  $\Phi_\theta(\cdot)$  respectively are Transformer encoder and decoder (Vaswani et al. 2017), and  $\beta$  is a hyperparameter control the variance of the probability distribution. The final pseudo bundle  $b_{gen} = \{\tilde{v}_1, \tilde{v}_2, \dots, \tilde{v}_t\}$  is the  $t$  candidate items extracted from the  $\tilde{v}^{(1:T)}$  set, where  $v_{t+1}$  is the end-of-bundle pseudo item  $[eob]$ .

During inference process, we do not utilize the instructive bundle set to neglect biases in constructing the pseudo bundle. It is merely generated based on the historical interaction of users  $\mathcal{V}_{\mathcal{H}_u}$  and previously-selected candidate items via the following procedure:

$$p_\theta(\tilde{v}^{(1:T)}) := \prod_{t=1}^T p_\theta(v^{(t)} | \mathcal{V}_{\mathcal{H}_u}, \tilde{v}^{(0:t-1)}), \quad (9)$$

$$p_\theta(\tilde{v}^{(t)} | v_{1:n}, \tilde{v}^{(0:t-1)}) := \mathcal{N}(\Phi_\theta(\Psi_\theta(\mathcal{V}_{\mathcal{H}_u}), \tilde{v}^{(0:t-1)}), \beta \mathbf{I}),$$

where the final pseudo bundle  $b_{gen}$  is built in the similar way as the training phase.

## Retrieval & Ranking

With the objective of recommending existing bundles, we employ a retrieval and ranking workflow. The main idea is to discover for the top- $K$  bundles in  $\mathcal{B}$  that are most similar to the pseudo bundle  $b_{gen}$ . It raises a need to calculate similarity score between the pseudo bundle  $b_{gen}$  and each bundle  $b \in \mathcal{B}$  of a given user  $u$ . Generally, there are two typical similar metrics including Jaccard similarity  $y_{u,b}^J$  and Cosine similarity  $y_{u,b}^C$ . The former favors the exact matching among bundles while the latter emphasizes the relative one using latent preferential features.

For Jaccard similarity, let us denote  $c_g, c_b \in \{0, 1\}^{|\mathcal{V}|}$  are binary vectors that represent the occurrence of items within the pseudo bundle  $b_{gen}$  and a bundle  $b \in \mathcal{B}$ , we have:

$$y_{u,b}^J = \frac{c_g^\top \cdot c_b}{c_g^\top \cdot \mathbf{I} + c_b^\top \cdot \mathbf{I} - c_g^\top \cdot c_b}, \quad (10)$$

Equally important, the cosine similarity  $y_{u,b}^C$  is computed as the following procedure:

$$\hat{b} = \frac{1}{c_b^\top \cdot \mathbf{I}} c_b^\top \cdot \hat{\mathcal{R}} \quad (11)$$

$$\hat{b}_{gen} = \frac{1}{c_g^\top \cdot \mathbf{I}} c_g^\top \cdot \hat{\mathcal{R}} \quad (12)$$

$$y_{u,b}^C = \frac{\hat{b}^\top \cdot \hat{b}_{gen}}{\|\hat{b}\|_2 \cdot \|\hat{b}_{gen}\|_2} \quad (13)$$

where  $\hat{\mathcal{R}} \in \mathbb{R}^{|\mathcal{V}| \times d}$  is the latent item representation obtained from the correlation-based item clustering module via Eq (3). Finally, we combine the two metrics to leverage all relevant bundles considering both two matching strategies:

$$y_{u,b} = \alpha \cdot y_{u,b}^J + (1 - \alpha) y_{u,b}^C \quad (14)$$

where  $\alpha \in [0, 1]$  is a trade-off hyperparameter to control the balance between two terms. The top- $K$  candidate bundles with the highest similarity score  $y_{u,b}$  are recommended to the user  $u$ .

## Optimization

Our model BRIDGE is trained with triplet losses namely clustering loss  $\mathcal{L}_C$ , the pseudo bundle generation loss  $\mathcal{L}_G$  and the recommendation loss  $\mathcal{L}_R$ . Specifically, the clustering loss is to maximize the correlation score between potential items within bundle instructions. It is calculated as:

$$\mathcal{L}_C = \sum_{(v_i, v_j, v_{j'}) \in P} -\ln \sigma(\ln(\frac{1}{d_{i,j}}) - \ln(\frac{1}{d_{i,j'}})), \quad (15)$$

where  $\sigma(\cdot)$  denotes the Sigmoid function.  $d_{i,j}$  represents the distance between item pair  $(v_i, v_j)$  in the latent space as Eq (5), and  $P = \{(v_i, v_j, v_{j'}) | v_i, v_j, v_{j'} \in \mathcal{V}, C_{i,j} = 1, v_i \neq v_j, C_{i,j'} = 0, v_i \neq v_{j'}\}$

To distill the knowledge from the instruction-driven bundles to the pseudo bundle, we apply the cross-entropy loss over  $T$  timesteps as:

$$\mathcal{L}_G = -\frac{1}{T} \sum_{t=1}^T \ln(p_\theta(r^t | v_{1:n}, r_{0:t-1})^\top \cdot b_{inst}^{(t)}), \quad (16)$$

where  $b_{inst}^{(t)}$  is the target distribution at  $t$  given by  $b_{inst}$ .

Inspired by (Rendle et al. 2012), the bundle recommendation loss is computed as:

$$\mathcal{L}_R = \sum_{(u, b, b') \in Q} -\ln \sigma(y_{u,b} - y_{u,b'}), \quad (17)$$

where  $Q = \{(u, b, b') | u \in \mathcal{U}; b, b' \in \mathcal{B}; Z_{u,b} = 1, Z_{u,b'} = 0\}$ . Finally, the combined loss function of BRIDGE is achieved as follows:

$$\mathcal{L} = \mathcal{L}_G + \mathcal{L}_C + \mathcal{L}_R + \lambda \|\theta\|_2^2, \quad (18)$$

where  $\|\theta\|_2^2$  denotes the  $L2$  regularization, and  $\lambda$  indicates a hyperparameter to control.

Dataset	Metric	BPRMF	DAM	LightGCN	BGCN	MIDGN	CrossCBR	MultiCBR	CoHeat	BundleGT	BunCa	BRIDGE	Imp(%)
Clothing	R@1	0.0126	0.0174	0.0213	0.0616	0.1057	0.6806	0.5775	<u>0.7162</u>	0.3496	0.7043	<b>0.8511</b> <sup>†</sup>	18.8%
	R@2	0.0282	0.0354	0.0426	0.0937	0.1635	0.8334	0.6995	0.8461	0.3942	<u>0.8594</u>	<b>0.9871</b> <sup>†</sup>	16.6%
	N@1	0.0142	0.0216	0.0328	0.0669	0.1324	0.7356	0.6211	<u>0.7741</u>	0.3667	0.7560	<b>0.9248</b> <sup>†</sup>	19.3%
	N@2	0.0266	0.0305	0.0574	0.0836	0.1781	0.7987	0.6704	0.8186	0.3823	<u>0.8212</u>	<b>0.9653</b> <sup>†</sup>	17.9%
Electronic	R@1	0.0214	0.0135	0.0337	0.0533	0.0781	0.5528	0.4632	<u>0.7058</u>	0.2779	0.6566	<b>0.8451</b> <sup>†</sup>	19.8%
	R@2	0.0275	0.0567	0.0645	0.0672	0.1229	0.7348	0.5917	<u>0.8422</u>	0.3555	0.8044	<b>0.9673</b> <sup>†</sup>	14.8%
	N@1	0.0217	0.0135	0.0345	0.0557	0.1036	0.5907	0.4968	<u>0.7634</u>	0.2981	0.7582	<b>0.9055</b> <sup>†</sup>	18.6%
	N@2	0.0247	0.0324	0.0535	0.0646	0.1621	0.6842	0.5554	<u>0.8132</u>	0.3351	0.7693	<b>0.9464</b> <sup>†</sup>	15.7%
Food	R@1	0.0105	0.0124	0.0193	0.0822	0.0961	0.5665	0.4986	<u>0.7314</u>	0.3177	0.6401	<b>0.8335</b> <sup>†</sup>	13.9%
	R@2	0.0242	0.0210	0.0372	0.1052	0.1986	0.7184	0.6305	<u>0.8663</u>	0.4314	0.7655	<b>0.9465</b> <sup>†</sup>	9.2%
	N@1	0.0133	0.0141	0.0215	0.0887	0.1238	0.6216	0.5399	<u>0.7996</u>	0.3453	0.7019	<b>0.9041</b> <sup>†</sup>	13.0%
	N@2	0.0253	0.0154	0.0307	0.0988	0.3034	0.6821	0.5966	<u>0.8423</u>	0.4028	0.7392	<b>0.9466</b> <sup>†</sup>	12.3%
Steam	R@1	0.0033	0.0016	0.0017	0.0014	0.0022	0.0410	0.0664	<u>0.2351</u>	0.0014	0.0489	<b>0.3472</b> <sup>†</sup>	43.4%
	R@2	0.0046	0.0025	0.0013	0.0218	0.0267	0.0995	0.1139	<u>0.3435</u>	0.0124	0.1253	<b>0.4298</b> <sup>†</sup>	20.6%
	N@1	0.0032	0.0023	0.0017	0.0044	0.0058	0.0859	0.1112	<u>0.2913</u>	0.0013	0.0897	<b>0.4504</b> <sup>†</sup>	54.6%
	N@2	0.0032	0.0043	0.0012	0.0195	0.0212	0.1124	0.1344	<u>0.3336</u>	0.0075	0.1350	<b>0.4532</b> <sup>†</sup>	32.7%

Table 1: Overall performances on five benchmark datasets. The best results are in **bold**, and the second best results are underlined. The symbol † indicates statistically significant improvements over the second-best models with ( $p < 0.01$ )

Dataset	Clothing	Electronic	Food	Steam
#User	965	888	879	29,634
#Item	4,487	3,499	3,767	2,819
#Bundle	1,910	1,750	1,784	615
U-I Density	0.15%	0.20%	0.19%	1.08%
U-B Density	0.10%	0.11%	0.11%	0.48%
Avg #I/B	3.31	3.52	3.58	5.73
Avg #B/I	1.40	1.76	1.69	1.25
Avg $ \mathcal{V}_{\mathcal{H}_u} $	10.72	11.25	11.80	37.60

Table 2: Statistics of benchmark datasets.

## Experiments

### Experimental Setup

**Datasets.** We run extensive experiments on five datasets in multiple domains namely Clothing, Electronics, Food and Steam. The data statistics are illustrated in Table 2.

- Clothing, Electronic, Food (Sun et al. 2022) are constructed from the Amazon dataset with high quality bundles of products using crowd-sourcing resources.
- Steam<sup>1</sup> (Pathak, Gupta, and McAuley 2017) includes bundles of games purchased together on the Australian game platform.
- iFashion (Chen et al. 2019b) is a fashion outfit recommendation dataset, each outfit is treated as a bundle.

**Comparative Models.** To demonstrate the effectiveness, we compare BRIDGE with several state-of-the-art models for bundle recommendation:

- Factorization Models: BPRMF (Rendle et al. 2012) and DAM (Chen et al. 2019a);
- Graph-based Models: LightGCN (He et al. 2020), BGCN (Chang et al. 2020), MIDGN (Zhao et al. 2022), CrossCBR (Ma et al. 2022), BundleGT (Wei et al. 2023), Mul-

tiCBR (Ma et al. 2024), CoHeat (Jeon et al. 2024) and BunCa (Nguyen et al. 2024).

**Evaluation Strategy & Metrics.** To ensure a fair comparison, we divide the data into training, validation, and test sets using a 7:1:2 ratio, consistent with the comparative models. For performance evaluation, we utilize two typical metrics for the Top- $K$  recommendation task: Recall ( $R@K$ ) and Normalized Discounted Cumulative Gain ( $N@K$ ). Specifically,  $R@K$  reflects the ratio of true recommended bundles to all ground truth bundles, while  $N@K$  is higher when the true recommended bundles appear at the top of the retrieval ranking list. For both metrics, we report the average performance of all models on the test bundles using 5 runs with different random initializations. Significant differences are validated using a two-tailed paired-sample Student’s t-test at a 0.01 significance level.

**Implementation Details.** All comparative models are reproduced using their official source code while BRIDGE is implemented using Flax<sup>2</sup>. Our model is optimized with Adam optimizer (Kingma and Ba 2014) with the learning rate tuned in the set of  $\{1e-3, 1e-4, 1e-5\}$ . The number of encoder/decoder blocks, attention heads, and graph encoder layers are empirically selected in the range of values  $\{1, 2, 3, 4\}$ . For top- $K$  recommendation, we select  $K \in \{1, 2\}$  for all datasets to favour the highly-ranked bundles. All experiments are run on a single NVIDIA P100 GPU.

### Comparisons with Comparative Models

Table 1 presents the performance comparison between BRIDGE and other comparative models. Conventional recommendation techniques, such as BPRMF and LightGCN, are less effective for bundle recommendation because they focus on optimizing representations of users and bundles but fail to capture item-level information adequately. In contrast, state-of-the-art methods like CrossCBR, MultiCBR, and CoHeat perform well across all five datasets by modeling user

<sup>1</sup><http://cseweb.ucsd.edu/jmcauley/>

<sup>2</sup><https://flax.readthedocs.io/>

Dataset	Steam				Electronic			
	R@1	R@2	N@1	N@2	R@1	R@2	N@1	N@2
BRIDGE	<b>0.342</b>	<b>0.429</b>	<b>0.450</b>	<b>0.453</b>	<b>0.845</b>	<b>0.967</b>	<b>0.905</b>	<b>0.946</b>
w/o Inst	0.275 $\downarrow$ 19.5%	0.326 $\downarrow$ 24.0%	0.365 $\downarrow$ 18.8%	0.357 $\downarrow$ 21.1%	0.702 $\downarrow$ 16.9%	0.829 $\downarrow$ 14.2%	0.762 $\downarrow$ 15.8%	0.804 $\downarrow$ 15.0%
w/o Gen	0.071 $\downarrow$ 79.2%	0.128 $\downarrow$ 70.1%	0.107 $\downarrow$ 76.2%	0.132 $\downarrow$ 70.8%	0.394 $\downarrow$ 53.3%	0.439 $\downarrow$ 54.6%	0.428 $\downarrow$ 52.7%	0.434 $\downarrow$ 54.1%

Table 3: Impact of key components on the performance of BRIDGE.

preferences at the item level and minimizing inconsistencies between different levels of preferences through multi-view learning. Our model, BRIDGE, consistently outperforms all comparative methods across both evaluation metrics on the five benchmark datasets, demonstrating its effectiveness for bundle recommendation.

For Steam, BRIDGE shows significant improvements from 20.6% to 54.6% compared to the second-best approach. It could be explained by the statistics of Steam dataset, in which the average number of items in a bundle is 5.73, and each item appears in an average of 1.25 bundles. This implies that any two randomly selected bundles are likely to have relatively low similarity, as they will contain different combinations of the available items. If the pseudo bundle has just one item matching the unseen truth bundles, it increases the probability to retrieve the truth bundle.

### Model Component Contribution

We conduct various ablation studies to investigate the importance of BRIDGE main components. We present the analysis for the Steam and Electronic datasets, with the remaining results provided in the appendix.

The ablation results are shown in Table 3. Specifically, for the w/o Inst scenario, instructions are removed, meaning the generation module is trained without any guidance from the instructions. In the w/o Gen scenario, instead of generating pseudo ideal bundles, we aggregate all user instructions as user preferences. **Without guidance from instructions** (w/o Inst), there is a significant drop in performance on both the Steam and Electronic datasets:  $R@1$  decreases by 19.5%,  $R@2$  by 24%,  $N@1$  by 18.8%, and  $N@2$  by 21.1% on Steam. On Electronic, the reductions range from 14% to 17%. This shows the importance of training the bundle generation within the correlation guidance signals. Without it, not only does it affect the quality of the generated bundles, but it also drags down the similarity between pseudo bundle and predefined ones due to introducing more noisy items to the ‘ideal’ bundles. The effectiveness of the generation component is also highlighted. **Without pseudo bundle generation** (w/o Gen), a substantial drop in performance is consistently observed, with reductions exceeding 70% on Steam and over 50% on Electronic.

We also conduct experiments to further analyze the impact of the number of encoder-decoder layers and the maximum context length  $T$  on the *Pseudo Bundle Generation module*. As shown in Figure 3, the **number of encoder-decoder layers** noticeably impacts model performance. Increasing the number of encoder/decoder blocks from 1 to 2 leads to a clear improvement on Electronic, while performance on Steam remains stable across different numbers

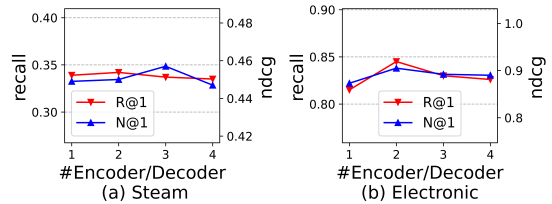


Figure 3: Impact of #Encoder/Decoder block.

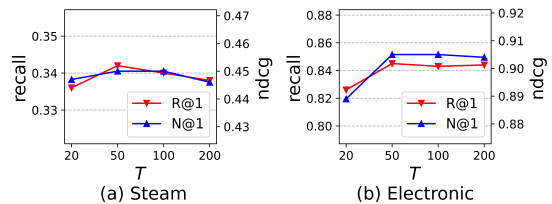


Figure 4: Impact of max-context length  $T$ .

of layers. The **maximum context length**  $T$  has varying effects on results across different datasets. Figure 4a shows that BRIDGE maintains stable performance on Steam across different values of  $T$ , while  $T \geq 50$  performs better than  $T = 20$  on Electronic (see Figure 4b). This is because a longer context length captures more aspects of user historical interactions. On Steam, where the average number of past interactions is 37.60,  $T = 20$  is insufficient for capturing user collaborative signals. On Electronic, with an average of 11.25 interactions and 8.8% of users having more than 20 past interactions,  $T = 20$  results in performance degradation. With  $T \geq 50$ , BRIDGE effectively captures all user preferences, leading to more stable performance.

In the *Retrieval & Ranking module*, we investigate the impact of the **trade-off coefficient**  $\alpha$  between two similarities on the model performance as described in Figure 5. Without the combination of two similarity metrics, i.e.,  $\alpha = 0$  or 1, the BRIDGE’s performance drops considerably. On Steam dataset,  $\alpha = 0$  makes a sharp drop in performance, while with  $\alpha = 1$ ,  $R@1$  decreases from 0.342 to 0.336. The results on Electronic also show a noticeable decrease in performance for both  $\alpha = 0$ , and  $\alpha = 1$ , highlighting the importance of our combined similarity metric for retrieving bundles.

Our model generates a single pseudo ‘ideal’ bundle for each user but struggles to recommend multiple bundles with varied interests using Jaccard similarity. The model is also experimented with using cosine similarity when retrieving the recommendation list. This allows the generated bundles to cover a broader range of aspects that may be relevant to

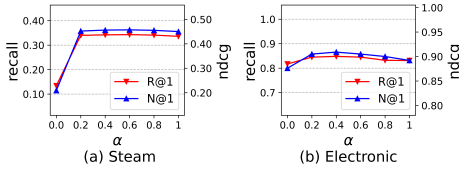


Figure 5: Impact of trade-off coefficient  $\alpha$ .

R@K	$K = 1$	$K = 2$	$K = 5$	$K = 10$	$K = 20$	$K = 50$
Jaccard Only ( $\alpha = 1$ )	0.336	0.415	0.741	0.752	0.752	0.780
Cosine Only ( $\alpha = 0$ )	0.134	0.169	0.227	0.360	0.646	0.961
BRIDGE	0.342	0.429	0.748	0.754	0.800	0.979

Table 4: Performance of BRIDGE on Steam over size of retrieval recommendation list.

the user. But this comes at the potential cost of losing the ‘ideal’ nature of the bundle, as the focus shifts more towards diversity rather than optimization for a single aspect. The trade-off between accuracy and aspect diversity is shown in Table 4. With small values of top-K, BRIDGE performs better with Jaccard, whereas with larger values of top-K, the accuracy when retrieving with Jaccard similarity becomes lower than Cosine similarity. To overcome the trade-off issue, we combine two retrieval strategies to obtain the best result over all the retrieval recommendation size.

## Qualitative Analysis

The quality of a generated pseudo ideal bundle is hard to evaluate. Pathak, Gupta, and McAuley (2017); Han et al. (2017) focused on evaluating the compatibility score between items within the generated bundles as a way to measure their quality. Chen et al. (2019b) experimented the generated bundles on an online platform which is hard to follow. To address this problem, we evaluate our generated bundles through a downstream bundle recommendation task. A generated bundle is denoted as a meaningful bundle if it highly similar to an unseen bundle of a user.

**Correlation-based Item Cluster.** Before demonstrating that the generated bundles are meaningful, we show some examples of the instructions given to the generator are consistent wherein the items have same underlying representation. Figure 6 shows the latent representations for items where items with high correlation are close to each other, some of the meaningful clusters are shown: the “*Desktop*” cluster contains “*Logitech Speakers*”, “*Audio Headphones*”, “*Wireless Keyboard*”, and “*Wireless Mouse*”. While the “*Camera*” cluster is a combination of “*Lens for Digital Cameras*”, “*Light Stand*” and “*Backdrop Background*”.

**Pseudo ‘Ideal’ Bundle.** For user in the testing set, the output bundles generated by our model are highly similar with the ground truth bundles at item level. This leads to very significant improvement over all baseline methods, on Steam the generated bundle tends to be a jointly subset of ground truth bundles that make BRIDGE can retrieve multiple bundles with different aspects which match user varied interest. The product bundles generated by the BRIDGE model have been shown to exhibit meaningful and useful

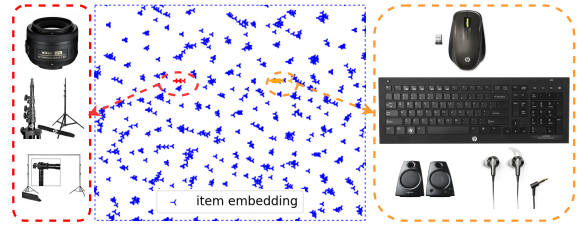


Figure 6: T-SNE visualization of correlation-based instructions on Electronic.

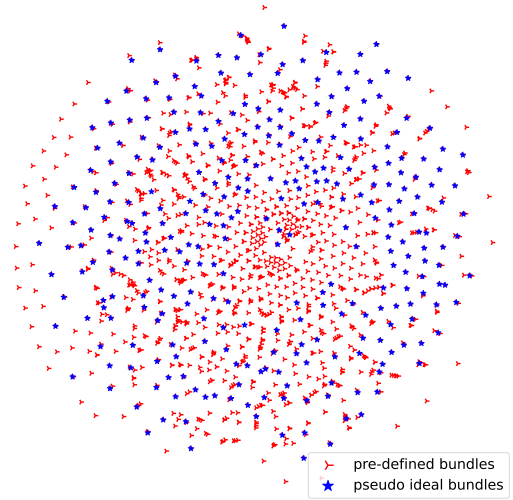


Figure 7: T-SNE visualization of pseudo ideal bundles and ground-truth ones on Electronic.

combinations of items, as illustrated in Figure 7. The occurrence of items in a generated bundles is similar compare to the bundles in retrieval recommendation list of users. Additionally, the distribution of the generated bundles is similar to the distribution of the ground truth bundles, which demonstrates that the generated bundles cover all the aspects of the pre-constructed bundles in a diverse manner.

## Conclusion

In this paper, we introduce BRIDGE, a novel framework for bundle recommendation inspired by distant supervision strategies and the generative paradigm. The framework integrates correlation-based item clustering modules that enables the generation of auxiliary information without relying on external data. By combining this with collaborative signals from user historical interactions, BRIDGE can produce pseudo ‘ideal’ bundles, which allows to explore a broader range of potential bundles beyond those predefined ones. This approach effectively narrows the gap between user expectations and available bundles, leading to improved recommendation performance. Extensive experiments demonstrate the effectiveness of BRIDGE over comparative models for bundle recommendation on five public datasets.

## References

- Cao, J.; Cong, X.; Sheng, J.; Liu, T.; and Wang, B. 2022. Contrastive cross-domain sequential recommendation. In *Proceedings of the 31st ACM International Conference on Information & Knowledge Management*, 138–147.
- Chang, J.; Gao, C.; He, X.; Jin, D.; and Li, Y. 2020. Bundle recommendation with graph convolutional networks. In *Proceedings of the 43rd international ACM SIGIR conference on Research and development in Information Retrieval*, 1673–1676.
- Chen, L.; Liu, Y.; He, X.; Gao, L.; and Zheng, Z. 2019a. Matching user with item set: Collaborative bundle recommendation with deep attention network. In *IJCAI*, 2095–2101.
- Chen, W.; Huang, P.; Xu, J.; Guo, X.; Guo, C.; Sun, F.; Li, C.; Pfadler, A.; Zhao, H.; and Zhao, B. 2019b. POG: personalized outfit generation for fashion recommendation at Alibaba iFashion. In *Proceedings of the 25th ACM SIGKDD international conference on knowledge discovery & data mining*, 2662–2670.
- Craven, M.; DiPasquo, D.; Freitag, D.; McCallum, A.; Mitchell, T.; Nigam, K.; and Slattery, S. 1998. Learning to extract symbolic knowledge from the World Wide Web. *AAAI/IAAI*, 3(3.6): 2.
- Cui, Z.; Xu, X.; Fei, X.; Cai, X.; Cao, Y.; Zhang, W.; and Chen, J. 2020. Personalized recommendation system based on collaborative filtering for IoT scenarios. *IEEE Transactions on Services Computing*, 13(4): 685–695.
- Elkahky, A. M.; Song, Y.; and He, X. 2015. A multi-view deep learning approach for cross domain user modeling in recommendation systems. In *Proceedings of the 24th international conference on world wide web*, 278–288.
- Gutmann, M.; and Hyvärinen, A. 2010. Noise-contrastive estimation: A new estimation principle for unnormalized statistical models. In *Proceedings of the thirteenth international conference on artificial intelligence and statistics*, 297–304. JMLR Workshop and Conference Proceedings.
- Han, X.; Wu, Z.; Jiang, Y.-G.; and Davis, L. S. 2017. Learning fashion compatibility with bidirectional lstms. In *Proceedings of the 25th ACM international conference on Multimedia*, 1078–1086.
- He, X.; Deng, K.; Wang, X.; Li, Y.; Zhang, Y.; and Wang, M. 2020. Lightgcn: Simplifying and powering graph convolution network for recommendation. In *Proceedings of the 43rd International ACM SIGIR conference on research and development in Information Retrieval*, 639–648.
- Jeon, H.; Lee, J.-e.; Yun, J.; and Kang, U. 2024. Cold-start Bundle Recommendation via Popularity-based Coalescence and Curriculum Heating. In *Proceedings of the ACM on Web Conference 2024*, 3277–3286.
- Kingma, D. P.; and Ba, J. 2014. Adam: A method for stochastic optimization. *arXiv preprint arXiv:1412.6980*.
- Le, D.-T.; Lauw, H. W.; and Fang, Y. 2019. Correlation-sensitive next-basket recommendation.(2019). In *28th International Joint Conference on Artificial Intelligence, Macao, China*, 10–16.
- Lin, X.; Petroni, F.; Bertasius, G.; Rohrbach, M.; Chang, S.-F.; and Torresani, L. 2022. Learning to recognize procedural activities with distant supervision. In *Proceedings of the IEEE/CVF Conference on Computer Vision and Pattern Recognition*, 13853–13863.
- Ma, Y.; He, Y.; Wang, X.; Wei, Y.; Du, X.; Fu, Y.; and Chua, T.-S. 2024. MultiCBR: Multi-view Contrastive Learning for Bundle Recommendation. *ACM Transactions on Information Systems*, 42(4): 1–23.
- Ma, Y.; He, Y.; Zhang, A.; Wang, X.; and Chua, T.-S. 2022. Crosscbr: Cross-view contrastive learning for bundle recommendation. In *Proceedings of the 28th ACM SIGKDD Conference on Knowledge Discovery and Data Mining*, 1233–1241.
- Mintz, M.; Bills, S.; Snow, R.; and Jurafsky, D. 2009. Distant supervision for relation extraction without labeled data. In *Proceedings of the Joint Conference of the 47th Annual Meeting of the ACL and the 4th International Joint Conference on Natural Language Processing of the AFNLP*, 1003–1011.
- Nguyen, H.-S.; Bui, T.-N.; Nguyen, L.-H.; Hoang, H.; Thi Nguyen, C.-V.; Le, H.-Q.; and Le, D.-T. 2024. Bundle Recommendation with Item-Level Causation-Enhanced Multi-view Learning. In *Joint European Conference on Machine Learning and Knowledge Discovery in Databases*, 324–341. Springer.
- Pathak, A.; Gupta, K.; and McAuley, J. 2017. Generating and personalizing bundle recommendations on steam. In *Proceedings of the 40th International ACM SIGIR Conference on Research and Development in Information Retrieval*, 1073–1076.
- Qi, Y.; Zhao, W.; and Wu, X. 2024. Relational Distant Supervision for Image Captioning without Image-Text Pairs. In *Proceedings of the AAAI Conference on Artificial Intelligence*, volume 38, 4524–4532.
- Quirk, C.; and Poon, H. 2016. Distant supervision for relation extraction beyond the sentence boundary. *arXiv preprint arXiv:1609.04873*.
- Rajput, S.; Mehta, N.; Singh, A.; Hulikal Keshavan, R.; Vu, T.; Heldt, L.; Hong, L.; Tay, Y.; Tran, V.; Samost, J.; et al. 2024. Recommender systems with generative retrieval. *Advances in Neural Information Processing Systems*, 36.
- Rendle, S.; Freudenthaler, C.; Gantner, Z.; and Schmidt-Thieme, L. 2012. BPR: Bayesian personalized ranking from implicit feedback. *arXiv preprint arXiv:1205.2618*.
- Sun, C.; Liu, H.; Liu, M.; Ren, Z.; Gan, T.; and Nie, L. 2020. LARA: Attribute-to-feature adversarial learning for new-item recommendation. In *Proceedings of the 13th international conference on web search and data mining*, 582–590.
- Sun, Z.; Yang, J.; Feng, K.; Fang, H.; Qu, X.; and Ong, Y. S. 2022. Revisiting bundle recommendation: Datasets, tasks, challenges and opportunities for intent-aware product bundling. In *Proceedings of the 45th International ACM SIGIR Conference on Research and Development in Information Retrieval*, 2900–2911.



Vaswani, A.; Shazeer, N.; Parmar, N.; Uszkoreit, J.; Jones, L.; Gomez, A. N.; Kaiser, Ł.; and Polosukhin, I. 2017. Attention is all you need. *Advances in neural information processing systems*, 30.

Wei, Y.; Liu, X.; Ma, Y.; Wang, X.; Nie, L.; and Chua, T. 2023. Strategy-aware Bundle Recommender System. In *SIGIR*. ACM.

Yang, Z.; Wu, J.; Wang, Z.; Wang, X.; Yuan, Y.; and He, X. 2024. Generate what you prefer: Reshaping sequential recommendation via guided diffusion. *Advances in Neural Information Processing Systems*, 36.

Zhao, S.; Wei, W.; Zou, D.; and Mao, X. 2022. Multi-view intent disentangle graph networks for bundle recommendation. In *Proceedings of the 36th AAAI Conference on Artificial Intelligence*.

Zhou, Y.; Xu, J.; Wu, J.; Taghavi, Z.; Korpeoglu, E.; Achan, K.; and He, J. 2021. PURE: Positive-unlabeled recommendation with generative adversarial network. In *Proceedings of the 27th ACM SIGKDD Conference on Knowledge Discovery & Data Mining*, 2409–2419.