

Faces speak louder than words: Emotions versus textual sentiment in the 2024 USA Presidential Election

Chiyu Wei

Department of Mathematics,
Dartmouth College
Hanover, New Hampshire, USA
chiyu.wei.gr@dartmouth.edu

Sean Noh

Quantitative Social Science,
Dartmouth College
Hanover, New Hampshire, USA
Sean.Noh.28@dartmouth.edu

Ho-Chun Herbert Chang

Quantitative Social Science,
Dartmouth College
Hanover, New Hampshire, USA
herbert.chang@dartmouth.edu

Abstract

Sentiment analysis of textual content has become a well-established solution for analyzing social media data. However, with the rise of images and videos as primary modes of expression, more information on social media is conveyed visually. Among these, facial expressions serve as one of the most direct indicators of emotional content in images. This study analyzes a dataset of Instagram posts related to the 2024 U.S. presidential election, spanning April 5, 2024, to August 9, 2024, to compare the relationship between textual and facial sentiment. Our findings reveal that facial expressions generally align with text sentiment, although neutral and negative facial expressions provide critical information beyond valence. Furthermore, during politically significant events such as Donald Trump's conviction and assassination attempt, posts depicting Trump showed a 12% increase in negative sentiment. Crucially, Democrats use their opponent's fear to depict weakness whereas Republicans use their candidate's anger to depict resilience. Our research highlights the potential of integrating facial expression analysis with textual sentiment analysis to uncover deeper insights into social media dynamics.

CCS Concepts

• **Human-centered computing** → **Empirical studies in collaborative and social computing**.

Keywords

Sentiment Analysis, Multimodal Data, Facial Emotion Recognition, Instagram, Political Communication

ACM Reference Format:

Chiyu Wei, Sean Noh, and Ho-Chun Herbert Chang. 2025. Faces speak louder than words: Emotions versus textual sentiment in the 2024 USA Presidential Election. In *Proceedings of The Web Conference 2025 (WWW '25)*. ACM, New York, NY, USA, 4 pages. <https://doi.org/XXXXXXX.XXXXXXX>

1 Introduction

Sentiment analysis, the computational process of detecting and extracting emotional content from text or other forms of data, has

emerged as a central tool in social science and affective computing [10, 12]. From gauging public opinion on social media to understanding emotional responses to policy changes, sentiment analysis allows researchers to quantify subjective states and behaviors at scale. It has proven particularly useful for analyzing vast amounts of textual data, such as online reviews, news articles, and social media posts, offering insights into public sentiment, emotional trends, and decision-making processes.

Despite its utility, sentiment analysis has its limitations. Traditional approaches often rely on linguistic cues, which can be highly context-dependent and ambiguous. For instance, sarcasm, cultural nuances, and variations in language usage can significantly undermine the accuracy of text-based sentiment classification [17]. Furthermore, these methods often capture *expressed* sentiment rather than the underlying emotional states, creating a gap between what individuals say and what they feel. As such, sentiment analysis remains an indirect proxy for measuring affective experiences.

If the aim is to measure emotion in its most raw and direct form, approaches beyond textual data must be considered. Affective computing, which seeks to interpret and simulate human emotions using computational models, increasingly turns to physiological and behavioral signals as richer sources of emotional information [13]. Among these, facial emotion recognition offers a direct, real-time window into an individual's emotional state. Unlike text, facial expressions reflect spontaneous, involuntary responses that are difficult to consciously control, making them a more immediate and less filtered measure of emotion [7].

At the core of facial emotion recognition lies the analysis of facial *Action Units* (AUs), which are specific muscle movements defined within the Facial Action Coding System (FACS) introduced by Ekman and Friesen [8]. Action Units serve as the building blocks of facial expressions, enabling researchers to decompose complex emotions into measurable components. For example, the combination of AU6 (cheek raiser) and AU12 (lip corner puller) corresponds to a genuine smile (a Duchenne smile), while other configurations might indicate anger, sadness, or surprise. The literature surrounding AUs has expanded significantly in recent years, with applications ranging from psychology and marketing to computer vision and human-computer interaction [1].

In this paper, our principle research question is— **how do textual and facial sentiment relate to and diverge from each other?** Using 501,011 captions and images from Instagram, we assess the strengths and limitations of using facial emotion for sentiment analysis. We first assess the divergences between dictionary-based and transformer-based sentiment with facial emotions. We then

Permission to make digital or hard copies of all or part of this work for personal or classroom use is granted without fee provided that copies are not made or distributed for profit or commercial advantage and that copies bear this notice and the full citation on the first page. Copyrights for components of this work owned by others than the author(s) must be honored. Abstracting with credit is permitted. To copy otherwise, or republish, to post on servers or to redistribute to lists, requires prior specific permission and/or a fee. Request permissions from permissions@acm.org.

WWW '25, April 28–May 02, 2025, Sydney, Australia

© 2025 Copyright held by the owner/author(s). Publication rights licensed to ACM.

ACM ISBN 978-1-4503-XXXX-X/18/06

<https://doi.org/XXXXXXX.XXXXXXX>

demonstrate its viability in computational social scientific comparisons, using changes in Trump’s expression before and after his assassination attempt. We have the following research questions:

- What is the distribution of facial sentiment on social media?
- How does facial emotion data map onto textual sentiment?
- How do partisans frame presidential candidates differently after major political events?

2 Methodology

2.1 Data Acquisition

To collect Instagram data, we first generated a list of keywords and hashtags relating to the 2024 US Presidential Election. We then used Meta’s tool, Crowdtangle, to query for Instagram posts containing one of these keywords. The Crowdtangle API retrieved data including post date, description, URL, favorite (like) count, and comment count, as well as data of the posting account such as account handle and subscriber count. Our dataset spans April 5, 2024 to August 9, 2024. We then downloaded the image and video content of the curated Instagram posts. This yielded 501,011 images [3]. Our keyword list was generated initially from popular election-related hashtags and the names of key election figures. We then used snowball sampling to identify other high-frequency hashtags from the posts within our dataset and expanded our list to include them. The full list can be found in Appendix A. In cases where multiple faces appear in an image, we ensure that the emotion analysis results for each face are presented independently. Consequently, the same text may correspond to multiple faces, each with its own emotion analysis result.

2.2 Text Sentiment Analysis

Textual data from Instagram posts and stories were analyzed using multiple tools. All posts were selected based on keywords related to the 2024 presidential election, including "Biden," "Trump," "Harris," and others. The data focused on posts and stories shared during the period leading up to the election. To compare visual sentiment with textual sentiment, three sentiment analysis tools were applied: TextBlob [11], Valence Aware Dictionary and sEntiment Reasoner (VADER) [9], and a DistilBERT transformer [16]. TextBlob uses a lexicon-based approach to provide polarity scores on a scale of -1 (the most negative) to +1 (the most positive), and subjectivity scores ranging from 0 (objective) to 1 (subjective) of the given text content. VADER computes normalized, weighted composite scores optimized for social media text on a scale of -1 to +1, with scores above 0.05 classified as positive, scores below -0.05 as negative, and those in between as neutral. The DistilBERT transformer, fine-tuned on the Stanford Sentiment Treebank 2 (SST-2) dataset, achieved an accuracy of 91.3% on the development set for binary sentiment classification (positive or negative).

2.3 Image Sentiment Analysis

Images accompanying the posts were analyzed for sentiment using facial expression recognition. Py-Feat is a free, open-source, and easy to use tool for working with facial expressions data [5]. In this work, we employed to extract Action Units (AUs), which represent facial muscle movements, and classify emotions into happiness,

sadness, anger, fear, surprise, disgust, and neutral. These emotions were quantified with intensity values ranging from 0 to 1, with higher values indicating stronger emotional expressions. Based on the score distribution of non-negative emotions (happy, surprise, and neutral) visualized in Figure 1 (a) and negative emotions (anger, disgust, fear, and sadness) in Figure 1 (b), a threshold of 0.2 was selected to define the presence of an emotion (e.g., scores above 0.2 indicate the emotion is present). For posts containing multiple faces, the average sentiment scores across all detected faces were computed to represent the overall sentiment of the image content.

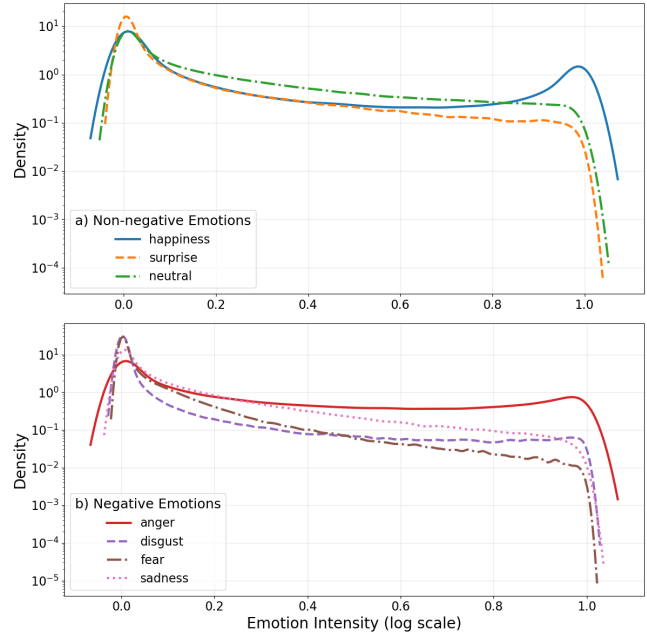


Figure 1: The probability density distributions for a) non-Negative Emotions (Happy, Surprise, and Neutral) and b) negative emotions (Anger, Disgust, Fear, and Sadness).

Distributions are heavy-tailed and often bimodal, which is reflective of the emotion classification task undertaken by Py-feat. Importantly, these distributions indicate how facial emotions can appear as a mixture, based on the activating action units.

2.4 Comparative Analysis

The study compared text and image sentiments through alignment metrics, such as cross-tabulation of text-based sentiments with image-based emotion categories. Scatterplots and heatmaps provided visual representations of these relationships in Appendix B. We also calculated and compared the weighted average score for each sample, based on the facial emotion scores from Py-Feat and the text sentiment analysis method:

$$\text{Weighted Score of Emotion } e = \frac{\sum (f_i \times t_i)}{\sum f_i} \quad (1)$$

Where f_i represents the facial emotion score for the i -th face, and t_i represents the corresponding text sentiment score for the i -th

sample. Since DistilBERT only provides positive and negative labels, we used +1 to represent *Positive* and -1 for *Negative*.

2.5 Trump Facial Analysis

To compare partisan image sentiment following major political events, the faces of pro-democrat and pro-republican images containing Trump were analyzed before and after he was convicted on May 30, 2024, and before and after his attempted assassination attempt on July 13, 2024. The Instagram dataset was subset to images that contained Trump. Then images posted right before the event and right after the event were analyzed for facial emotions and separated by partisan support. The unit of analysis was faces.

To subset images that contained Trump, we used zero-shot prompting [15] with the *gpt-4o-mini* model to generate an image description and note any people of interest in each image. If either of these labels mentioned Trump, it was included in the subset. The time window of posts included in the analysis were the six days before the day of the event (5/24-5/29 and 7/7 - 7/12) for the before, and the day of the event and six days following for the after (5/30-6/5 and 7/13-7/19). To determine partisan support, we used zero-shot prompting to label each post description as pro-democrat, against-democrat, pro-republican, and against-republican [2]. This method achieved an accuracy of 92%. Pro-democrat and against-republican posts were classified as Democrats and pro-republican and against-democrat posts were classified as Republicans.

3 Results

3.1 Visual versus textual sentiment

We used the cross-tabulation plot (Figure 2) to demonstrate the relationship between text sentiment analysis and facial detection results. Regardless of whether the sentiment of the text is negative, neutral, or positive, it is predominantly associated with negative facial expressions. For instance, 62% of negative text sentiment corresponds to negative facial emotions, and even 53% of positive text sentiment aligns with negative facial expressions, as seen in the proportion analysis. This suggests that the political nature of the topics discussed could cause a stronger tendency toward negative or stern facial emotions. Furthermore, the discrepancy between textual and facial sentiment not only reflects the complexity of emotional expression but also supports our hypothesis, emphasizing the promising potential of integrating facial and textual sentiment analysis for a more comprehensive understanding.

Figure 3 shows how facial emotions compare with three classic text sentiment methods. For DistilBERT (blue), the weighted score reflects the text sentiment (represented by binary labels) generated by the transformer model on facial emotions. This score is calculated by multiplying the intensity of each facial emotion by the corresponding text sentiment label (with negative sentiment labeled as -1 and positive sentiment as 1), and then averaging the results. The dictionary-based scores— VADER (orange) and TextBlob (green)—are the mean of the caption averages.

Figure 3 shows that happiness is highly correlated with positive textual sentiment scores across all methods, followed by surprise and neutral expressions. Anger, fear, and sadness score consistently the worse. Although both scoring methods show similar patterns between text and facial emotions, the resulting values differ. The

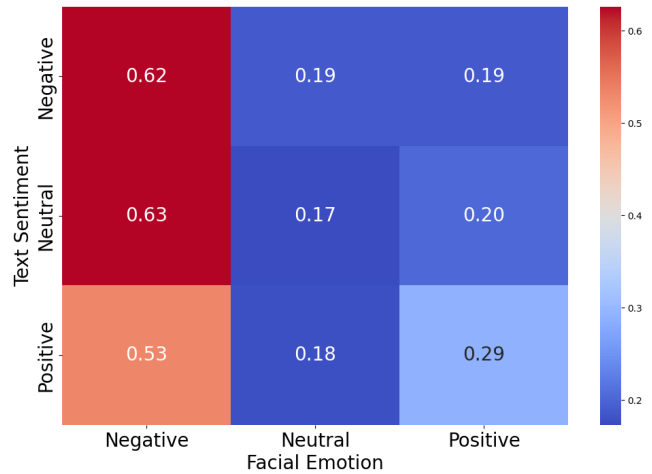


Figure 2: Proportion results of cross-tabulation between text sentiment and facial emotion.

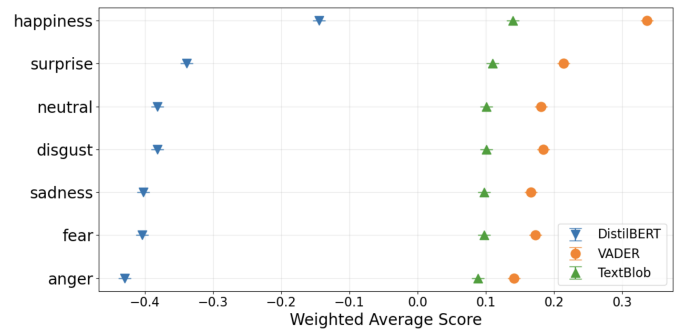


Figure 3: Comparison of Emotion Scores with 95% Confidence Intervals: DistilBERT, VADER, and TextBlob.

weighted score of DistilBERT is generally lower because it relies on the binary sentiment labels (negative or positive) generated by the transformer. In contrast, the Vader compound score uses continuous sentiment scores, resulting in higher values. Overall, despite shifts in the scores, all methods reflect a consistent overall trends between text sentiment and facial emotions. Specifically, under the same evaluation criteria, the positive emotion happiness has a relatively higher score compared to other emotions, followed by the more neutral emotions surprise and neutral.

3.2 Emotional Shocks and Partisan Divergences

We demonstrate how facial sentiment can be used for meaningful computational social scientific analyses, by considering how framing of Donald Trump changed before and after two major events during the 2024 USA Presidential Elections. On May 31, 2024, Donald Trump was convicted on all 34 felony counts in his New York hush money trial, becoming the first former U.S. president to be found guilty of felony crimes [14]. On July 13, 2024, Trump survived an assassination attempt during a campaign rally in Butler, Pennsylvania. The attacker, identified as Thomas Matthew Crooks,

fired eight shots from a rooftop, grazing Trump’s right ear and injuring three rally goers.

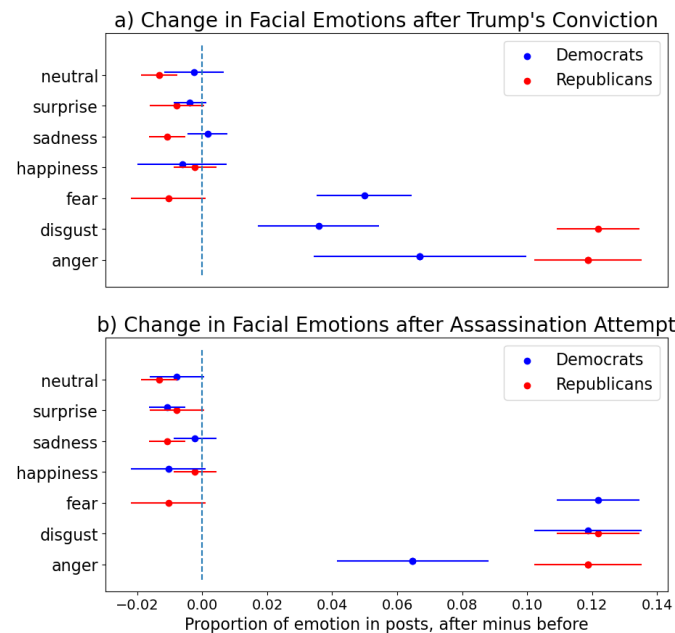


Figure 4: Changes in facial expression before and after a) President Donald Trump’s conviction and b) President Trump’s assassination attempt.

Figure 4 shows the change in Trump’s facial expressions before and after his conviction and assassination attempt. In both cases, we observe up to a 12% increase in disgust and anger for posts depicting Trump, from both Democrats and Republicans, whereas neutral, surprised, sad, and happy expressions remain roughly the same. This indicates that Trump expresses these two negative emotions are significantly more prevalently.

Crucially, there are significant partisan divergences in how Trump is framed. In both cases, Democrats frame Trump with expressions of fear, especially after his assassination attempt. However, Republicans do not frame Trump expressing fear. In other words, the out-group utilizes emotions of weakness for negative campaigning whereas the in-group utilizes anger for strength. Democrats also frame Trump with less disgust than Republicans during his conviction, and less anger overall.

4 Discussion

Our analysis provides evidence that incorporating facial expressions into sentiment analysis offers a valuable complementary perspective to text-based methods. Within the politically charged environment of the 2024 US Presidential Election discourse on Instagram, we observed that facial expressions often diverge from the sentiments expressed in captions. Negative facial expressions were prevalent even in posts with positive or neutral textual sentiment. The results also demonstrate that facial sentiment provides meaningful analytical leverage in identifying patterns across partisan lines. Democrats and Republicans framed Trump differently,

with Democrats emphasizing emotions associated with vulnerability (e.g., fear) and Republicans emphasizing anger and disgust—emotions more closely aligned with resilience or defiance. Multi-modal sentiment and Py-feat can uncover partisan framing strategies that would remain hidden if only textual data were considered.

There are several limitations in our work that should be considered. Our work focuses on sentiment analysis in the political domain, specifically applied to facial expressions and text. It does not extend to other popular topics of discussion on social media, such as lifestyle [6], social movements [4], or public health [18], which limits the generalizability of our findings. Furthermore, our analysis is constrained to Instagram, and the platform’s unique characteristics may introduce biases or limit the applicability of our findings to other platforms with different features and user behaviors. Overall, our results demonstrate the viability of open source repositories, such as Py-feat, provides a scalable, multi-modal way of conducting sentiment analysis for sentiment analysis, opinion mining, and political communication on social media.

References

- [1] Rafael A Calvo and Sidney D’Mello. 2010. Affect detection: An interdisciplinary review of models, methods, and their applications. *IEEE Transactions on Affective Computing* 1, 1 (2010), 18–37.
- [2] Herbert Chang et al. 2024. Generative Memes: AI Mediates Political Information in the 2024 United States Presidential Election. *SSRN* (2024).
- [3] Herbert Chang et al. 2024. Visual Politics: TikTok versus Instagram in the 2024 U.S. Presidential Election. *preprint https://osf.io/preprints/socarxiv/f6gub* (2024).
- [4] Ho-Chun Herbert Chang, Allissa Richardson, and Emilio Ferrara. 2022. #justiceforgedfloyd: how instagram facilitated the 2020 black lives matter protests. *PLoS one* 17, 12 (2022), e0277864.
- [5] Julia Cheong, Bharath Bollepalli, and Hatice Gunes. 2021. PyFeat: Python-based facial expression analysis toolbox. *arXiv preprint arXiv:2106.06545* (2021).
- [6] Elmira Djafarova and Tamar Bowes. 2021. ‘Instagram made Me buy it’: Generation Z impulse purchases in fashion industry. *Journal of retailing and consumer services* 59 (2021), 102345.
- [7] Paul Ekman and Wallace V Friesen. 1978. *Facial action coding system*. Consulting Psychologists Press.
- [8] Paul Ekman and Wallace V Friesen. 1978. *The manual for the facial action coding system*. Consulting Psychologists Press.
- [9] Clayton Hutto and Eric Gilbert. 2014. Vader: A parsimonious rule-based model for sentiment analysis of social media text. In *Proceedings of the international AAAI conference on web and social media*, Vol. 8. 216–225.
- [10] Bing Liu. 2012. *Sentiment analysis and opinion mining*. Morgan & Claypool Publishers.
- [11] Steven Loria et al. 2018. textblob Documentation. *Release 0.15 2*, 8 (2018), 269.
- [12] Bo Pang and Lillian Lee. 2008. *Opinion mining and sentiment analysis*. Now Publishers Inc.
- [13] Rosalind W Picard. 1997. *Affective computing*. MIT Press.
- [14] Associated Press. 2024. Guilty: Trump becomes first former US president convicted of felony crimes. *AP News* (31 May 2024).
- [15] Raul Puri and Bryan Catanzaro. 2019. Zero-shot text classification with generative language models. *arXiv preprint arXiv:1912.10165* (2019).
- [16] Victor Sanh, Lysandre Debut, Julien Chaumond, and Thomas Wolf. 2019. DistilBERT, a distilled version of BERT: smaller, faster, cheaper and lighter. *ArXiv abs/1910.01108* (2019).
- [17] Duyu Tang, Bing Qin, and Ting Liu. 2014. Learning sentiment-specific word embedding for Twitter sentiment classification. *Proceedings of the 52nd Annual Meeting of the Association for Computational Linguistics* (2014), 1555–1565.
- [18] Julia Vassey, Chris J Kennedy, Ho-Chun Herbert Chang, Ashley S Smith, and Jennifer B Unger. 2024. Scalable surveillance of E-cigarette products on Instagram and Tiktok using computer vision. *Nicotine and Tobacco Research* 26, 5 (2024), 552–560.