

# Optical Wireless Communications: Enabling the Next Generation Network of Networks

Aravindh Krishnamoorthy<sup>\*,</sup> *Member, IEEE*, Hossein Safi<sup>\*,</sup> *Member, IEEE*, Othman Younus<sup>\*,</sup> *Member, IEEE*, Hossein Kazemi<sup>\*,</sup> *Member, IEEE*, Isaac N. O. Osahon<sup>\*,</sup> *Member, IEEE*, Mingqing Liu<sup>\*,</sup> Yi Liu<sup>\*</sup>, Sina Babadi<sup>\*</sup>, Rizwana Ahmad<sup>\*</sup>, Asim Ihsan<sup>\*</sup>, Behnaz Majleseini<sup>\*,</sup> Yifan Huang<sup>\*</sup>, Johannes Herrnsdorf<sup>†</sup>, Sujan Rajbhandari<sup>†</sup>, Jonathan McKendry<sup>†,</sup> *Member, IEEE*, Iman Tavakkolnia<sup>\*</sup>, *Member, IEEE*, Humeyra Caglayan<sup>‡</sup>, Henning Helmers<sup>§,</sup> *Senior Member, IEEE*, Graham Turnbull<sup>¶,</sup> *Senior Member, IEEE*, Ifor D. W. Samuel<sup>¶,</sup> Martin Dawson<sup>†,</sup> *Fellow, IEEE*, Robert Schober<sup>||</sup>, *Fellow, IEEE*, Harald Haas<sup>\*</sup>, *Fellow, IEEE*

\* LiFi Research and Development Centre, Electrical Engineering Division, University of Cambridge, Cambridge, UK,

† Institute of Photonics, Department of Physics, University of Strathclyde, UK,

‡ Faculty of Engineering and Natural Science, Photonics, Tampere University, Finland,

§ Fraunhofer Institute for Solar Energy Systems ISE, Freiburg im Breisgau, Germany,

¶ Organic Semiconductor Centre, School of Physics and Astronomy, University of St. Andrews, UK,

|| Institute for Digital Communications, Friedrich-Alexander-Universität Erlangen-Nürnberg, Germany

**Abstract**—Optical wireless communication (OWC) is a promising technology anticipated to play a key role in the next-generation network of networks. To this end, this paper details the potential of OWC, as a complementary technology to traditional radio frequency communications, in enhancing networking capabilities beyond conventional terrestrial networks. Several usage scenarios and the current state of development are presented. Furthermore, a summary of existing challenges and opportunities are provided. Emerging technologies aimed at further enhancing future OWC capabilities are introduced. Additionally, value-added OWC-based technologies that leverage the unique properties of light are discussed, including applications such as positioning and gesture recognition. The paper concludes with the reflection that OWC provides unique functionalities that can play a crucial role in building convergent and resilient future network of networks.

## I. INTRODUCTION

THE first demonstrations of a light amplification by stimulated emission of radiation (laser) and a light-emitting diode (LED) in the 1960s laid the foundations for what would be the rich and promising field of optical wireless communication (OWC). Soon after, in the 1970s, OWC was validated in early demonstrations for ground-to-satellite communications and wireless computer networks based on infrared light at IBM research labs. However, most of the explosive growth in OWC research and development has occurred in the last two decades, largely driven by the exponential increase in mobile data use, the unprecedented connectivity requirements of fully integrated network of networks (NoN), and a mature optical ecosystem.

Today, Starlink utilizes free-space OWC modems for inter-satellite interconnects, and infrared-light-based indoor wireless networks have been standardized in IEEE 802.11bb, demonstrating that OWC is now an established technology with a promising growth potential owing to its unique advantages,

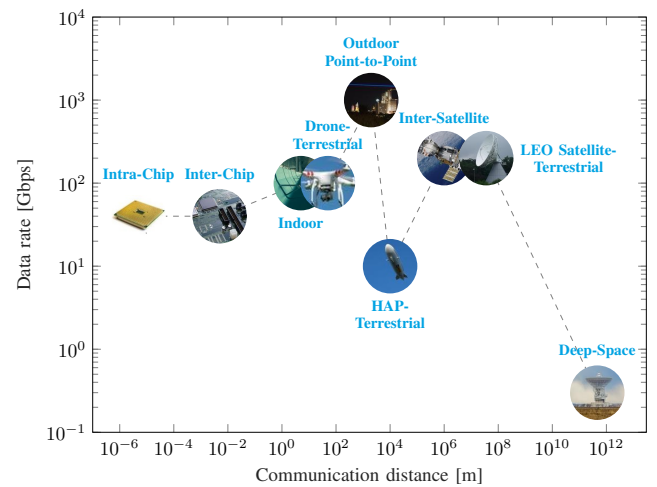


Fig. 1. The scale of OWC-based links ranges from intra-chip interconnects, replacing complex bus structures, to deep-space communications, and achieving data rates of up to Tbps.

which include: a vast available unlicensed spectrum, very high physical layer security, low impact of fast fading in intensity modulation and direct detection (IM/DD) systems, and the availability of off-the-shelf optical components, thanks to the maturity of optical fiber networks.

The recent surge in mobile data consumption, the digital divide, and the need for networks with low energy consumption are key factors shaping the evolution of future connectivity. Additionally, the shift towards new standards such as sixth-generation (6G) and beyond is accelerating the unification of heterogeneous networks into a single intelligent NoN. This NoN comprises diverse terrestrial, underwater, internet of things (IoT), and satellite networks, demanding unprecedented inter-networking capabilities. Fortunately, OWC is well positioned to meet these requirements due to its wireless nature

and tremendous scalability (see Fig. 1), as well as its ability to complement technologies such as radio frequency (RF) and optical fibre.

However, implementing these NoN OWC links is not without challenges. It is well known that OWC works best in line-of-sight (LOS) conditions. Furthermore, mobility causes random misalignments and blockages, which can lead to connection losses (outage). Moreover, in outdoor deployments, atmospheric effects, such as turbulence, cause severe signal degradation. In this paper, several design strategies and novel and emerging solutions for overcoming these challenges are discussed. Interestingly, the solutions developed for OWC, such as grid-of-beams (GoBs), can also benefit RF systems operating in high bands, which face similar challenges.

The remainder of this paper is organised as follows. Section II introduces key OWC technologies that enable the NoN, encompassing underwater, terrestrial, and space links, including drone and satellite connections. These technologies also enhance existing RF links for applications such as indoor access, wireless backhaul, and data centres. Additionally, intra- and inter-chip OWC links are discussed, along with a brief comparison between OWC and tera-Hertz (THz) links.

Next, in Section III, emerging OWC technologies that will enhance next generation OWC-based NoN across diverse domains, such as photovoltaics (PVs) for simultaneous lightwave information and power transfer (SLIPT), orbital angular momentum (OAM)-based OWC for high-data-rate, reliable, and secure communication, optical reconfigurable intelligent surfaces (ORISs) for controlling the propagation medium, organic LEDs (OLEDs) and organic PVs (OPVs) for developing low-cost and flexible devices, and novel ultraviolet (UV) devices for outdoor OWC communication in the solar-blind region, are introduced.

In addition to communication, light can also be exploited to enhance sensing technologies, such as positioning and gesture recognition is highlighted. In Section IV, these *value-added* technologies, which capitalize on OWC integrated networks, are presented.

In the following, where applicable, potential research and development opportunities are described in an *Opportunities* subsection. Furthermore, key challenges and future research areas are outlined in a *Challenges and Future Research Directions* subsection.

Lastly, Section V offers an outlook and concluding remarks.

## II. KEY ENABLERS

In this section, we present key OWC technologies that enable next generation networks and complement technologies such as RF and fiber optics in enabling the next-generation NoN.

### A. Wireless Access Networks

Today's societies are becoming increasingly data centric with millions of devices and sensors planned to be integrated into smart environments such as cities, homes, workplaces, and production facilities, driving massive data volumes at

unprecedented speeds [1], necessitating a paradigm shift in wireless access network design.

There have been significant standardization efforts in the area of optical wireless networking, notably the IEEE802.11bb and ITU-T G.hn standards. The IEEE802.11bb standard supports a wavelength range of 800 nm to 1000 nm, whereas the ITU-T G.hn standard, being a more general home networking standard, does not specify any particular spectrum range.

OWC technology based on lasers, leveraging narrow-beam infrared (IR) lasers, has demonstrated significant potential for enabling ultra-high-speed data transmission in indoor multi-user wireless networks [2]. A novel optical wireless access point (AP) architecture using vertical cavity surface emitting laser (VCSEL) arrays has been proposed for 6G light fidelity (LiFi) networks to achieve data rates greater than 10 Gb/s per UE with seamless indoor coverage [3], [4]. This architecture, also referred to as double-tier AP, is based on an array of arrays of VCSELs to provide GoB coverage, as depicted Fig. 2.

According to this GoB approach, beams are massively deployed and are allowed to be partially overlapping, leading to inter-beam interference (IBI). For IBI management in the proposed GoB LiFi network, novel schemes based on artificial intelligence (AI) and machine learning (ML) can be utilized. On the other hand, schemes inspired by coordinated multipoint (CoMP) for RF, such as coordinated multi-beam (CoMB)-joint transmission (JT) can also be deployed. Below, we briefly describe CoMB-JT, through which, we reveal the challenges involved in IBI management.

In CoMB-JT with SBC, a fixed number of clusters using a predefined layout for clustered beams are used to enhance the received signal-to-interference-plus-noise ratio (SINR) of the UEs. However, the performance of the low-complexity SBC approach is limited by inter-cluster interference (ICI) owing to the fixed number and layout of the clusters. On the other hand, in CoMB-JT with DBC, the clustering layout is adaptively changed in response to network variations, e.g., based on the position of the UEs, see Section IV-A for details on precise positioning of UEs based on OWC. This approach ensures perfect avoidance of ICI by dynamically forming clusters, so that UEs are always positioned within ICI-free regions, while narrow interference zones are confined to user-free areas of the room. This is achievable due to the spatial confinement of light beams, which enhances both the performance per UE and the overall network capacity.

1) *Challenges and Future Research Directions:* The main challenges focus on overcoming the issues related to the LOS requirement for high-speed communication links. This is particularly important for mobile and multi-user applications.

**LOS** Mobile wireless communications rely on the fact that transmitters and receivers do not need to point directly at each other. In contrast, optical wireless links are highly directional. This presents a challenge that can, however, be addressed through the appropriate design of optical transmitters and receivers. For example, this can involve adopting principles inspired by the insect facet eye, using angular diversity in optical receivers and transmitters.

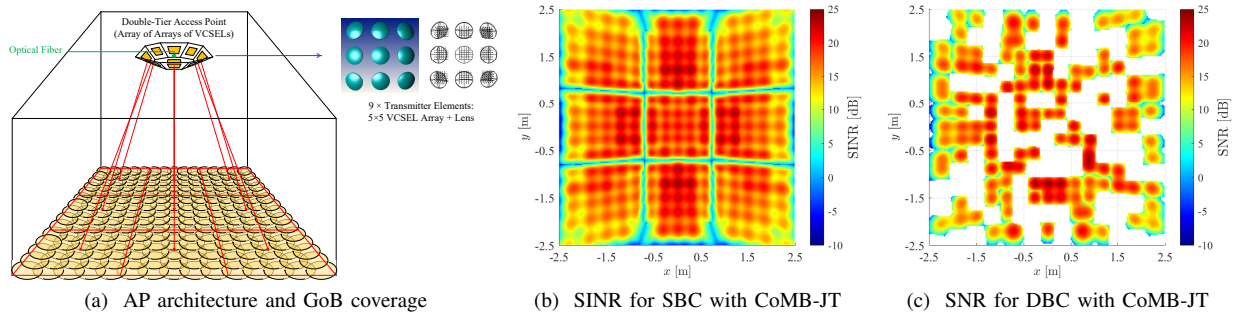


Fig. 2. Indoor grid-of-beam (GoB) optical wireless access network using double-tier AP design based on an array of arrays of VCSEL. The static beam clustering (SBC) scenario shown in (b) uses 9 fixed clusters, each of size 25. The dynamic beam clustering (DBC) scenario shown in (c) is based on 100 UEs randomly distributed in the network; the beams are activated to only cover the regions where the UEs are located.

**Optical gain-bandwidth trade-off due to conservation of étendue** In order to achieve high electrical bandwidth, small-area photodetectors are required. In order to ensure sufficient photons are captured to achieve a given signal-to-noise ratio (SNR), the system relies on either imaging optics, lenses, or non-imaging optics, concentrators, to improve the photon collection performance. However, étendue states, that the higher the optical gain, the smaller the field of view (FOV) which poses a challenge in the context of non-directional networking.

**Optical-to-electrical conversion efficiency** The process of converting electrical signals into optical signals at the transmitter, typically using devices such as lasers or LEDs, and subsequently converting the optical signals back into electrical signals at the receiver using photodetectors such as avalanche photodiodes (APDs) or positive-intrinsic-negatives (PINs), imposes a critical bottleneck. This bottleneck arises due to the limited bandwidth conversion efficiency of these devices. Consequently, the system performance is constrained, preventing full utilization of the vast optical spectrum available. To address this limitation, it is imperative to enhance the electrical bandwidth of these devices. Achieving higher electrical bandwidth not only improves conversion efficiency but also unlocks the potential for leveraging the enormous data-carrying capacity of optical communication systems.

## B. Wireless Backhaul and Data Centers

Next, we consider optical wireless backhaul and data-center networks, which have an immense potential to transform backhauling in point-to-point networks, data centers, as well as in integrated communication systems such as 6G and beyond systems.

Although widely utilized, conventional *wired* backhaul networks, based on Ethernet and fiber-optic links, incur significant infrastructure costs and lack deployment flexibility. On the other hand, conventional RF-based *wireless* backhaul networks suffer from a shortage of available bandwidth in the contentious RF spectrum. These shortcomings have driven the development of optical wireless backhaul networks, which enable high-data-rate, low-latency, secure communication by exploiting the large license-free bandwidth available in visible or infra-red regions and are especially relevant for short-range backhauling.

Several optical backhaul designs have been proposed in the literature, see [5] and references therein. Specifically, designs for free space optical (FSO)-based backhauling networks for cellular systems are considered in [6]. An FSO-RF-hybrid wireless backhauling system design is provided in [7]. Furthermore, on the experimental side, an indoor 100 Gbps wavelength division multiplexing (WDM)-based system is demonstrated in [8]. As well, outdoor links of up to 4.8 Gbps for distances of up to 500 meters with diffuse Lambertian lasers and low-cost LEDs are demonstrated in [8] and [9], respectively. The demonstrated designs are well suited for indoor and outdoor optical wireless backhauling.

On the other hand, data center networks (DCNs) are poised to play a critical role in 6G network architecture as well by facilitating the storage and processing of massive data volumes generated by an extensive number of connected devices. Presently, DCNs employ a hierarchical tree topology with racks housing dozens of servers and producing terabit-scale traffic, which is difficult to handle using fixed-capacity wired interconnects. Therefore, high data rate laser-based OWC links have emerged as a scalable and cost-efficient approach for high-capacity interconnects between top-of-rack switches [10].

*1) Challenges and Future Research Directions:* Despite their immense potential, optical wireless backhaul and data-center networks inherit several design challenges of OWCs.

**Atmospheric effects:** Specifically, for wireless backhaul, careful system design for transmitter–receiver alignment and overcoming impairments such as turbulence, fog, and rain are necessary. To this end, the use of hybrid optical–RF backhaul systems, which address some of the above concerns, seem promising.

**Misalignment:** A key practical challenge in designing narrow laser-beam-based optical wireless links lies in their susceptibility to misalignment errors. To address link misalignment, the use of multi-element non-imaging receiver design incorporating compound parabolic concentrators (CPCs) [12] is interesting owing to its large field of view and high concentration gain.

**MIMO:** Most of the aforementioned systems employ a single transmitter and receiver. Leveraging the MIMO technology by utilizing a GoB is promising for enhancing the data rate even further [11]. In addition to the increased data rate, MIMO systems can take advantage of SVD-based joint MIMO signal

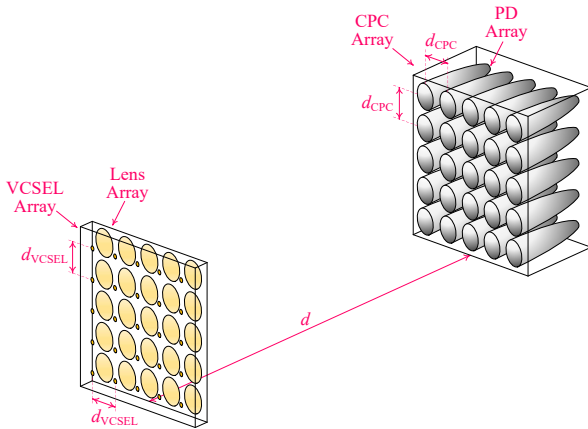


Fig. 3. Terabit MIMO OWC link design using a VCSEL array and a multi-element non-imaging receiver based on CPCs. Here,  $d_{VCSEL}$  and  $d_{CPC}$  refer to the inter-VCSEL and inter-PD distances at the transmitter and receiver, respectively, and  $d$  denotes the communication distance.

processing to improve the robustness to optical misalignment between transmitter and receiver. For example, the VCSEL-array-based terabit MIMO OWC system in Fig. 3 can tolerate a radial misalignment of up to six times the inter-element spacing at the transmitter while still satisfying a minimum data rate requirement of 1 Tbps, see Fig. 4.

### C. Drone and Satellite Links

In the vision for 6G and beyond, aerial and space platforms, i.e., low-altitude platforms (LAPs), high-altitude platforms (HAPs), and satellites, are expected to become essential components of the global NoN, especially for enabling connectivity to under-served and remote areas. However, to fully realize their capabilities, communication links that provide high throughput, security, and low latency – all key features of OWC – are crucial.

1) *Opportunities:* OWC-based links are particularly well-suited for aerial platforms, where traditional RF systems often face limitations, as they provide point-to-point, high-bandwidth links that can, e.g., support data-intensive applications like autonomous navigation, smart city infrastructure monitoring, and immersive augmented reality experiences. On the other hand, in satellite communications as well, OWC is a promising alternative to RF, particularly in low earth orbit (LEO) constellations, where RF systems struggle to meet the demand for high data rates due to their limited capacity and radio interference. OWC also offers significant benefits for inter-satellite links (ISLs) within satellite constellations.

2) *Challenges and Future Research Directions:* As depicted in Fig. 5, there are numerous potential deployment scenarios for aerial- and space-based OWC links in 6G and beyond. However, several significant challenges must be addressed in order to realize the full potential of such links, which are outlined in the following.

**Beam pointing and acquisition:** Maintaining precise beam pointing and acquisition becomes crucial with narrow beams in high-speed, high-vibration conditions of ISLs. Furthermore, environmental factors such as atmospheric turbulence affect

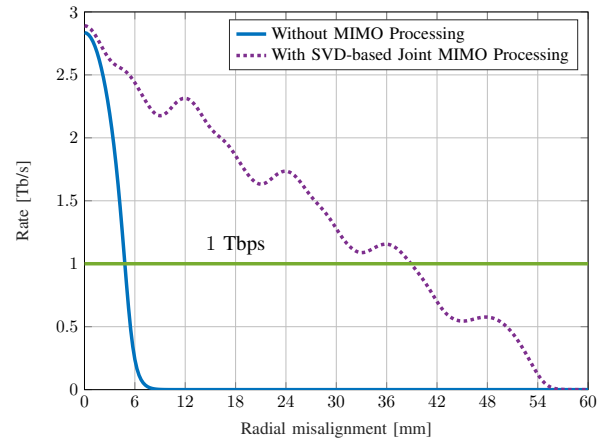


Fig. 4. Throughput vs. radial misalignment distance for a MIMO optical wireless system with  $N_t = 25$  ( $5 \times 5$ ) transmit VCSEL array with 6 mm inter-element spacing and a receiver PD array with  $N_r = 81$  PDs, with and without SVD-based joint signal processing. Figure from [11].

downlink. Constant tracking and adjustment of angle-of-arrival (AoA) and angle-of-departure (AoD) is often necessary to maintain stable links. However, size, weight and power limitations make the design of such adaptive subsystems challenging.

**Miniaturized terminals:** Small LEO satellites, like CubeSats, face strict size, weight and power constraints that limit the types of OWC equipment they can carry, necessitating compact, low-power OWC devices. For these applications, adaptations of technologies like VCSEL arrays, which been typically used for indoor communications, seem promising.

**Multi-user access points:** Supporting multiple simultaneous OWC connections from a single drone is challenging due to the limited onboard processing power, battery life, alignment requirements, and the need for efficient power distribution among all users. Furthermore, ensuring stable links while the drone is in motion requires advanced multi-link management and dynamic beam steering. Recently, the use of reconfigurable intelligent surface (RIS) and modulating retro-reflectors (MRR) mounted on drones has been proposed to overcome these challenges.

**Handover:** Fast-moving platforms pose difficulties in maintaining stable OWC connections, often necessitating frequent handovers, especially in high-mobility environments, which can disrupt connectivity and increase latency. Therefore, efficient handover mechanisms are crucial for seamless OWC communication in such scenarios.

### D. Underwater

An emerging and promising area is underwater wireless optical communication (UWOC), which uses light waves to transmit information in underwater environments.

Compared to traditional underwater electromagnetic communication (UEC) and underwater acoustic communication (UAC), UWOC offers several significant advantages such as high data rates, low latency, and high security. Recent research on UWOC has focused on enhancing data rate and

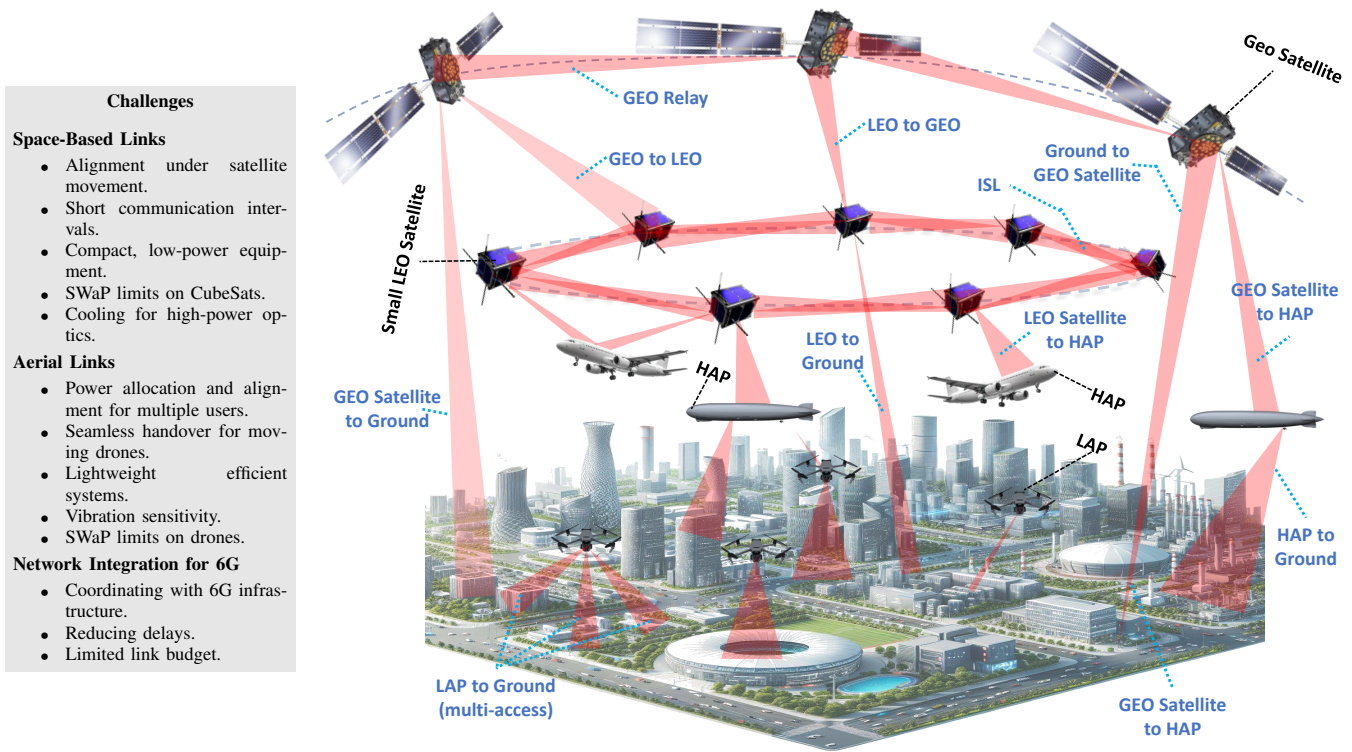


Fig. 5. Potential scenarios of aerial/space-based OWC links in 6G and beyond. SWaP: Size, weight, and power.

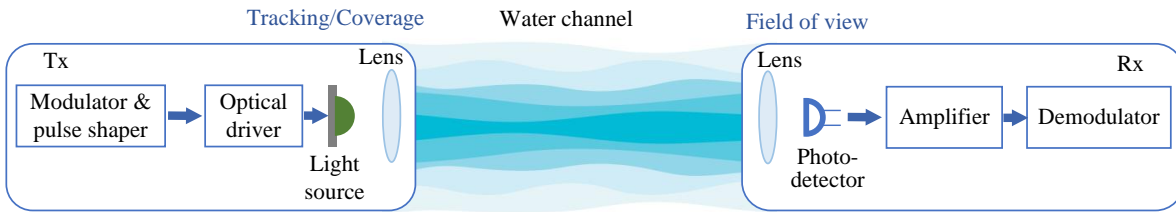


Fig. 6. System model of an UWOC system.

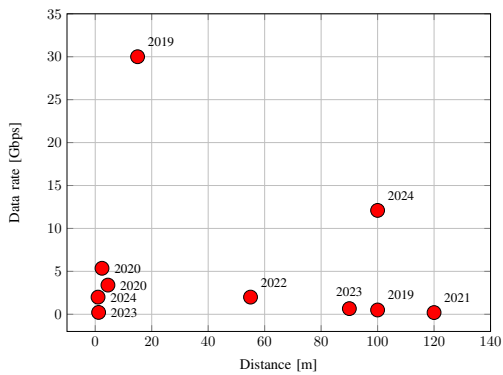


Fig. 7. Advances in UWOC over the past five years.

transmission distance, which have grown steadily over the past five years, see Fig. 7.

Careful selection of light sources and detectors is crucial for the success of UWOC systems. LEDs and laser diodes (LDs) sources operating in the 470–525 nm range, which avoids water absorption, are most suitable for short-range, medium-data-

rate and long-range, high-data-rate operations, respectively. Recently, the use of alternative high-bandwidth sources such as micro-sized LEDs and VCSELs is also under consideration [13]. To enhance data rates and range, high-sensitivity and low-cost photomultiplier tubes (PMTs) and multi-pixel photon counters (MPPCs) are deployed. The underwater environment is particularly suitable for these detectors due to its low background light.

*1) Challenges and Future Research Directions:* The unique characteristics of underwater environments, such as strong turbulence, scattering, and absorption, significantly affect communication performance of UWOC systems. Promising solutions to overcome the effects and novel UWOC research areas are outlined in the following.

**UWOC networks:** UWOC sensor networks are promising for future marine environmental monitoring and resource exploration. Recently, systems such as AquaE-net [14], a bi-directional LED-based underwater wireless sensor network (UWSN), are under research and development.

**Underwater SLIPT:** SLIPT, especially in combination with solar cells, is particularly important for overcoming the

energy constraints of internet of underwater things (IoUT) devices [15]. Enhancing the harvested energy while maintaining an acceptable system SNR level is an ongoing research area for UWOC-SLIPT.

**RIS-UWOC:** Simultaneous transmit and reflect (STAR)-RISs, which have been studied in RF systems for enhancing energy and spectral efficiency, have also been applied to UWOC systems for overcoming turbulence and improving the luminous intensity at the receivers.

### E. Interconnects

As computing demands grow, particularly in support of AI, big data, and cloud services, the performance of intra-system interconnects becomes increasingly critical. Faster, more scalable interconnects reduce bottlenecks, improve system responsiveness, and enable high-demand applications. Intra-system interconnects span from centimeters (onboard) up to tens of meters (rack-to-rack). Providing hundreds of individual links at speeds in excess of 10 gigabits per second (Gbps) using conventional copper cables becomes increasingly difficult [8].

Therefore, optical interconnects (OIs) are increasingly gaining interest as an alternative to conventional copper links with high-speed OIs utilizing optical fibers, slab and dielectric waveguides, or FSO links. Furthermore, OIs can be deployed at multiple levels, e.g., as board-to-board, chip-to-chip, or intra-chip interconnects.

1) *Opportunities:* The use of OI offers several intrinsic advantages over electrical signal transmission, which suffers from physical limitations such as high noise, lower efficiency, and instability caused by cable geometry. Furthermore, parasitic resistance, capacitance, and inductance restrict data transfer rates, especially at higher frequencies. On the other hand, optical cables offer reduced size and weight for similar applications.

Furthermore, OIs can enhance overall data throughput as several optical wavelengths can be multiplexed on a single link, enabling several complex computer applications such as AI processing and data analytics. In addition, with decreasing chip sizes, OIs offer improved scalability in both distance (centimeter-scale) and density by combining miniature light sources and photodetectors, and facilitate the creation of more complex and densely packed chips. We, therefore, see a strong increase in silicon photonics technologies.

2) *Challenges and Future Research Directions:* Despite their advantages, several areas of OI remain challenging for widespread adoption and necessitate more research. These are outlined below.

**Thermal stabilization and fabrication imperfections:** Temperature variations severely impact the performance of optical components such as micro-ring resonators and lasers used in OI systems and lead to wavelength shifts and power inefficiencies, necessitating robust thermal stabilization. Furthermore, the efficiency of light propagation and signal losses in the components are heavily dependent on the medium's effective refractive index and dispersion characteristics. Moreover, maintaining uniform waveguide dimensions across large-scale integrated photonic circuits is difficult, necessitating

further research on advanced manufacturing techniques such as high-resolution lithography and etching processes.

**Power consumption and signal integrity:** Continuous laser operation and optical-to-electrical conversions in OIs result in high static and dynamic power consumption, which needs to be taken into account when designing OI systems. Similarly, signal integrity may be compromised at waveguide junctions and bends, resulting in light leakage crosstalk and coupling losses.

**Design automation tools:** Large-scale OI systems need effective topologies to control latency and manage bandwidth. More research may be needed in designing dynamic reconfiguration strategies and hybrid architectures that combine electrical and optical networks, thereby ensuring that the full potential of low-power, high-bandwidth, and scalable OIs is achieved.

### F. Vehicle-to-Everything (V2X)

As we transition into an era of connected autonomous vehicles, the development of advanced vehicle-to-everything (V2X) communication links becomes key to realizing safe, efficient, and autonomous transportation networks. V2X enables wireless communication between vehicle-to-vehicle (V2V), vehicle-to-infrastructure (V2I), and vehicle-to-pedestrian (V2P) communications, as well as communications with vulnerable road users (VRUs) and cloud networks, i.e., vehicle-to-network (V2N). As a part of intelligent transportation systems (ITSs), V2X has the potential to offer significantly enhanced road safety and air quality, a wide range of transportation scenarios and use cases, and unprecedented user experience and applications as shown in Fig. 8 [16].

1) *Opportunities:* The integration of ITS with V2X can revolutionize transportation by enhancing safety, efficiency, and sustainability. OWC plays an important part in V2X by enabling ultra-high-bandwidth data links for applications such as autonomous driving, real-time traffic monitoring and management. Moreover, OWC's robust and interference-free communication links can enable V2V and V2I applications.

2) *Challenges and Future Research Directions:* Although the use of OWC for V2X systems is promising, a number of challenges must be addressed before widespread deployment, which are outlined below.

**Limited transmitter field of view and precise beam alignment in high-mobility scenarios:** Optical beam tracking mechanisms to overcome vehicle vibrations and jerks are necessary. Furthermore, research on hybrid RF-OWC V2X systems to mitigate the effects of adverse weather conditions, such as fog and rain, is critical.

**Standardized protocols:** The development of standardized protocols for integrating OWC with the current RF-based V2X ecosystems is important.

**6G-V2X integration:** A study on the integration of OWC into the 6G-V2X ecosystem is also interesting.

### G. Comparison THz and OWC

Both THz communications and OWC have the potential to future-proof wireless communication systems. Therefore,

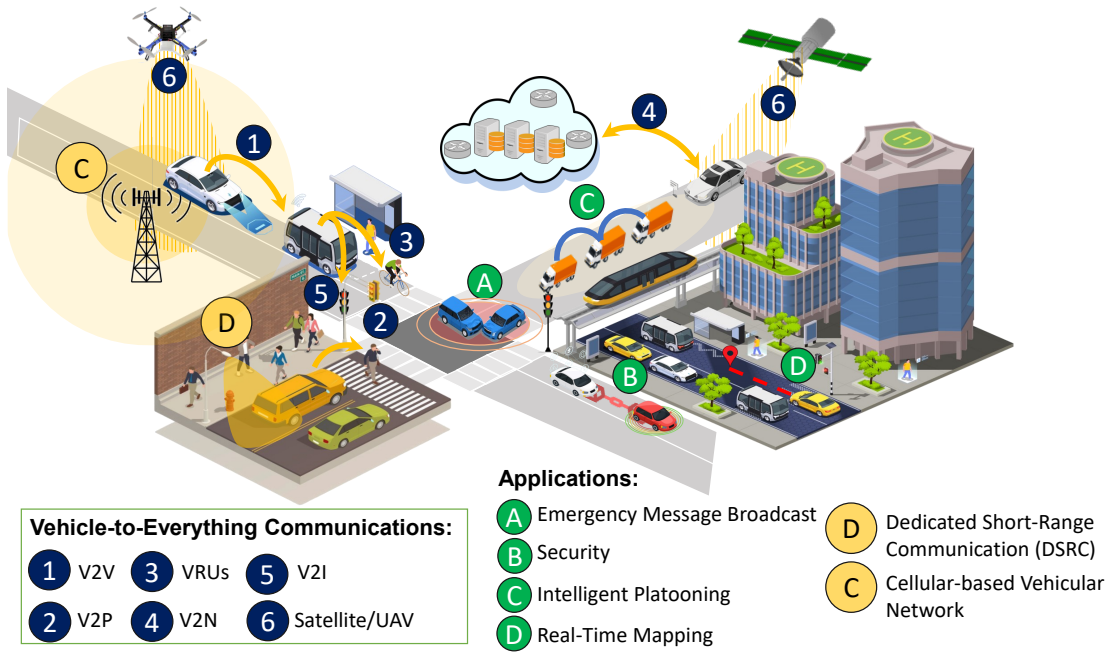


Fig. 8. Integrated ITS system with various transportation scenarios and use cases. (Some of the vectors in the figure were designed by Freepik.)

comparing these technologies to identify their respective suitable application scenarios is of high interest. Existing studies have provided qualitative comparisons between THz and OWC technologies, examining factors such as mobility support, blockage sensitivity, licensing requirements, IEEE standards, etc., to highlight their respective advantages and challenges [17]. While these high-level comparisons offer valuable insights, there remains a need for theoretical modeling and quantitative analyses to further elucidate the differences and key impact factors between the two technologies.

1) *Modeling:* Among various OWC technologies, VCSEL-based OWC is positioned to enable LiFi 2.0, significantly contributing to 6G key performance indicators such as high data density, ultra-high data rates, and low latency [13]. Meanwhile, electronic-THz technology has been extensively researched and validated in semiconductor devices, showing miniaturization, cost-effectiveness, and good performance with easy integration into existing communication infrastructure compared to photonics- and plasmonic-based THz technologies [18]. Hence, a quantitative comparison is presented here between 350 GHz electronic-THz and 940 nm VCSEL-based OWC systems for indoor application scenarios in terms of their consumption factor (CF), which is the maximum ratio of data rate to the power consumed.

In the VCSEL-based OWC system, the transmit signal is biased with direct current (DC) power using a bias tee at the transmitter, which then jointly drive the VCSEL to emit information-carrying beams. After propagating through free space, the beam power is captured by a PD at the receiver and amplified by a transimpedance amplifier (TIA). Our system modeling encompasses: (i) non-linear electro-optic conversion of the VCSEL at the transmitter, (ii) Gaussian beam propagation-based channel modeling with misalignment,

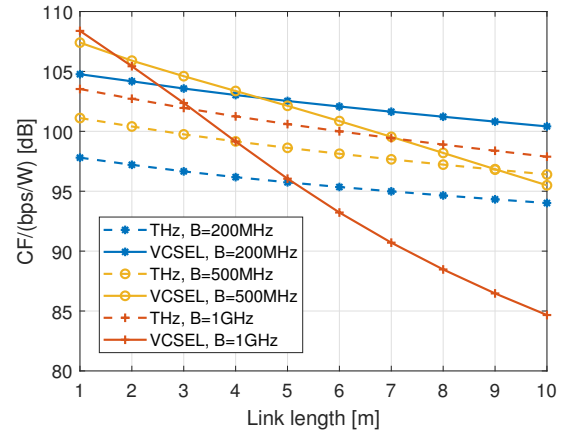


Fig. 9. CF comparison of THz and VCSEL-based OWC systems under varying link length with different system bandwidth.

and (iii) noise modeling at the receiver. Furthermore, VCSEL-based OWC faces additional challenges, as in all OWC systems, such as bandwidth limitation, non-negativity constraints, and compliance with eye-safety regulations for transmission power, all of which are considered in our analysis.

On the other hand, in line with literature, the electronic-THz communication systems are modeled as cascaded system comprising a power amplifier (PA), bandpass filter (BPF), mixer, and local oscillator (LO). In our model, at the transmitter, the intermediate-frequency (IF) signal is amplified by the PA, filtered through the BPF, mixed with the LO signal, and then converted into a high frequency (HF) signal for emission via an antenna. The receiver performs the reverse process, converting the HF signal back to IF for demodulation. Furthermore, we model the the wave propagation in indoor environments at

350 GHz via a multi-ray channel model, and incorporate the effects of phase noise. In addition, for computing the overall power consumption, we consider the power consumed by the individual components such as the LO.

2) *Comparison*: High-frequency propagation incurs significant path loss, which necessitates the use of high-gain antennas for both VCSEL-based OWC and THz communication systems. Specifically, optical lenses are employed for VCSEL-based OWC, while high-directivity antennas are used in THz systems. This shared need for high-gain antennas introduces a similar tradeoff in both systems: improving channel gain often limits mobility, as directional antennas require stable alignment for optimal performance. By maintaining the same half-power beamwidth (HPBW) for the THz antenna and half-power beam divergence (HPBD) for the laser post-lens, the energy efficiency comparison can then account for mobility constraints.

In Fig. 9, the impact of system bandwidth and transmission distance are shown. Here, we configure both HPBW and HPBD to  $4^\circ$  for a fair comparison. Compared to THz communications, the VCSEL-based system is more sensitive to link length, and receiver bandwidth limitations negatively impact the CF. With a lower bandwidth of  $B = 200$  MHz, the VCSEL-based system demonstrates significant CF advantages. However, at a higher bandwidth of  $B = 1$  GHz, VCSEL-based OWC outperforms the THz system only within a transmission distance of 3 m. Besides, throughout the simulations, we observed that varying the HPBW and HPBD values highlighted the VCSEL-based system's reliance on a more focused beam to achieve optimal performance.

### III. EMERGING TECHNOLOGIES

In this section, we discuss emerging OWC technologies such as PVs, OAM-based OWC, ORISs, OLEDs and OPVs, and novel UV devices that will enhance next generation OWC-based NoN across diverse domains.

#### A. Solar Cells

Addressing the energy and communication requirements of IoT devices is crucial for maintaining seamless connectivity of vast and diverse next-generation IoT networks. SLIPT systems, which utilize solar cells with dual functionalities for energy harvesting and signal acquisition, have emerged as a viable solution for addressing the requirements. On the one hand, energy harvesting via solar cells overcomes energy constraints of IoT devices, thereby enabling OWC across satellite, aerial, terrestrial, and underwater domains. On the other hand, the use of solar cells as detectors allows for energy-efficient, environmentally friendly, and cost-effective devices compared to conventional detectors like PIN diodes and APDs [19]. Gallium arsenide (GaAs) photovoltaic cells can achieve data rates of 0.52 Gbps over a 2-meter link [20], while triple-cation perovskite photovoltaic cells obtain data rates of 56 Mbps over a 40 cm link [21]. However, multi-junction (MJ) designs have achieved the highest solar power efficiencies owing to the distribution of the incident broadband spectrum among vertically stacked subcells, each composed

of different absorber materials. A record efficiency of 47.6% was achieved using a wafer-bonded four-junction concentrator solar cell under 665 suns [22]

Unlike solar cells that operate under the broad-band solar spectrum, photonic power converters (PPCs) are designed for operation under narrow-band or monochromatic light. Here, by tuning the absorber material's bandgap to match the photon energy exactly, transmission and thermalization losses can be significantly minimized. Advanced optical engineering further enables the use of resonances, leveraging micro-cavities and waveguide modes in ultra-thin devices [23]. Furthermore, radiative recombination within the PPC can produce emitted light that can be trapped and subsequently reabsorbed, known as photon recycling, which enhances the internal carrier density thus increasing the voltage in a manner similar to the effects of concentration [24]. Using a thin-film processing approach with backside reflector, optical resonance, and photon recycling have been utilized to achieve a GaAs-based PPC with a record power conversion efficiency (PCE) of 68.9% under 858 nm monochromatic light [25]. Moreover, the smaller active areas of PPCs typically result in higher bandwidths compared to conventional solar cells, although this comes at the cost of reduced harvested power. In [26], a PCE of 41.7%, enabling data rates of 1.04 Gbps under short-circuit conditions was reported. Moreover, simultaneous power harvesting of 1 mW was achieved at the maximum power point (MPP) with a data rate of 0.78 Gbps. The state-of-the-art advancements in this technology, considering data rates and energy harvesting over varying distances, are illustrated in Fig. 10.

1) *Challenges and Future Research Directions*: Despite advancements in photovoltaic technology, several challenges remain in the development of high-performance SLIPT systems. The key challenges and potential research directions are outlined below.

**Material limitations**: Optimizing absorber materials and achieving better spectral matching to incident irradiance are crucial to significantly enhancing optical power transmission. Advanced materials, such as GaAs, perovskites, and MJ architectures, play an essential role in improving energy conversion efficiency and extending operational wavelength ranges.

**Device architectures for SLIPT systems**: Device architectures in SLIPT systems range from simple designs with direct conversion, which are limited in efficiency and power handling, to more advanced architectures. MJ PPCs offer a significant improvement in communication throughput and energy harvesting.

**Rate-Power Trade-Off**: In practical SLIPT systems, managing the trade-off between data rate and power harvesting efficiency is a critical challenge, where techniques such as splitting the signal components into DC and alternating current (AC) components is useful, and allows a trade-off between harvested power and communication throughput. Additionally, the use of MIMO systems is gaining traction as a means to improve both resilience and efficiency in SLIPT systems, enhancing data rates and harvested power. For example, [27] introduces a system that integrates space and time-domain SLIPT, resulting in an energy-harvesting MIMO-SLIPT sys-



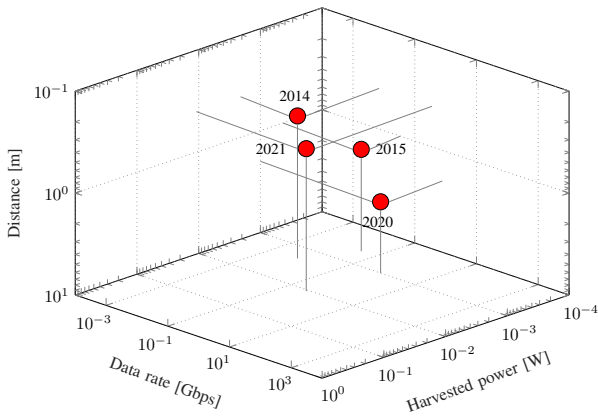


Fig. 10. Schematic showing the distance, data-rate, and harvested power achieved over the years.

tem which achieves a data rate of 85.2 Mbps while simultaneously harvesting energy, with a maximum power output of 87.33 mW under direct sunlight exposure.

### B. OAM

OAM-based OWC is emerging as a novel method to support high data rates. Here, data is encoded into multiple concurrent OAM states of light, allowing a single optical beam to carry several independent data channels simultaneously, thereby enabling efficient data multiplexing.

An OAM state of a light beam exhibits a helical phase structure and is mathematically represented as  $\exp(il\phi)$ , where the topological charge  $l$  and the azimuthal angle  $\phi$  can be adapted to encode digital data. Beams with different topological charges are orthogonal to each other. Furthermore, they are robust against crosstalk and beam perturbation, and are secure against eavesdropping. Hence, exploiting OAM states of light is ideal for enabling high-data-rate OWC. In fact, a single wavelength or polarization—significantly increasing data transmission capacity without extra bandwidth requirements [28]. Furthermore, foundational work in [29] established the feasibility of OAM for high-capacity communication in both free-space and fiber-optic networks.

Next, we discuss the impact of misalignment on OAM-based OWC. As shown in 11 (a), the total channel capacity increases with the number of users. However, with misalignments, power leakage, and inter-modal interference occur, which lead to a significant decrease in capacity. As shown in Fig. 11 (b), for perfectly aligned systems, even a small receiver aperture (6 cm) efficiently captures nearly all power, even for higher-order modes ( $l = 4$ ). However, even with slight misalignment, received power drops significantly—down to 60% for  $l = 4$ . Fig. 11 (c) illustrates cross-talk levels for both aligned and misaligned scenarios. With perfect alignment, cross-talk is minimal. However, in the presence of misalignment, cross-talk increases and the neighboring modes have comparable power levels. Nevertheless, despite this increase in inter-modal interference, cross-talk still remains mode-dependent. That is, for users with modes  $l = 1$  and  $l = 5$ , cross-talk is limited to 23 dB below the intended signal

level, even with misalignment. Hence, careful selection of modes have the potential of mitigating cross-talk effects due to misalignment.

1) *Challenges and Future Research Directions:* Looking forward, OAM-based OWC systems hold significant promise for high-capacity, efficient data transmission.

**Algorithm complexity:** Future research should prioritize computationally efficient algorithms for optimal mode selection and power allocation in practical environments.

**Metasurfaces:** Additionally, recent advancements in metasurface technology enable the generation of OAM beams with ultrathin structures, achieving high conversion efficiency across broad bandwidths and independent mode generation for different polarizations. Furthermore, OAM emitters with on-demand features, such as collimation, controllable directionality, and multi-channel output, can now be realized via monolithic integration of metasurfaces with VCSELs. However, currently, only passive metasurfaces with fixed electromagnetic responses have been utilized for optoelectronic integrations, limiting their use for more advanced applications such as OAM-based reconfigurable multiplexing and adaptive tuning.

**AI/ML:** Combined with progress in AI/ML and signal processing, these developments may soon allow the realization of dynamically adaptable OAM systems, which can adjust OAM modes to facilitate and enhance OAM-based OWC, enabling practical realizations of OAM-based OWC for real-world applications.

### C. Optical RIS

RISs have emerged as a transformative solution that enable dynamic manipulation of optical signals, including beam direction, phase, and amplitude, for facilitating high-speed, large-scale, multi-user OWC [30], [31].

RISs are engineered surfaces capable of dynamically controlling the reflection, phase, amplitude, and polarization of incident electromagnetic waves. They consist of arrays of programmable optical elements, such as micro-mirrors or metasurfaces, which, unlike traditional reflective surfaces, can precisely manipulate light beams, to adapt to the environmental conditions and user demands. Selected potential applications of RIS in 6G and beyond OWC systems are shown in Fig. 12.

1) *Opportunities:* RIS effectively addresses link blockages in OWC systems by reconfiguring the direction and phase of optical signals to establish alternative non-line-of-sight (NLOS) paths around obstacles, thus maintaining reliable connectivity, as shown in Fig. 12 (a). In fact, as shown in [32] for multi-user scenarios, joint mirror arrays and liquid crystal (LC)-based RIS system can achieve 196% improvement in sum rate over conventional systems. RIS can also enhance physical layer security, as shown in Fig. 12 (b), by precisely aligning reflective elements and confine signal propagation to designated areas, thus reducing the risk of eavesdropping. Furthermore, as shown in Figs 12 (c) and (d), integrating RIS into OWC systems can facilitate advanced signal processing techniques such as beam steering and overcome limitations of systems such as LED-based LiFi systems.

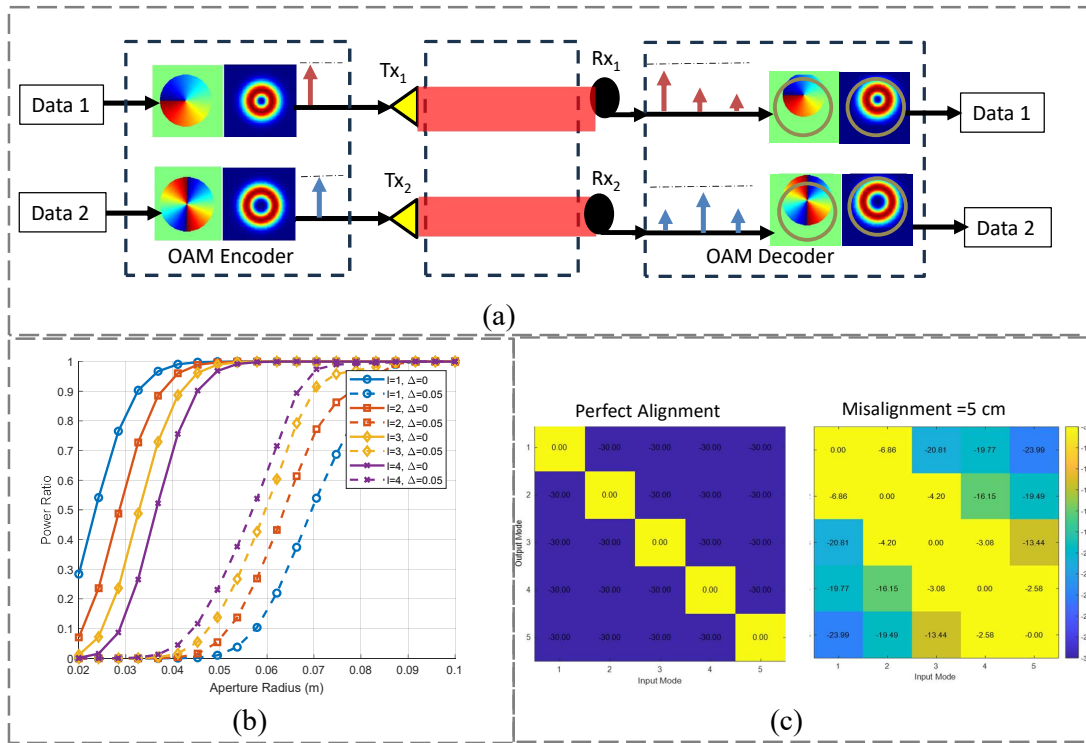


Fig. 11. (a) Block diagram of an OAM-based OWC system employing two modes, (b) power ratio vs aperture radius for aligned and misaligned ( $\Delta = 0.05$  m) configurations, and (c) matrix showing interference between modes for aligned and misaligned configurations.

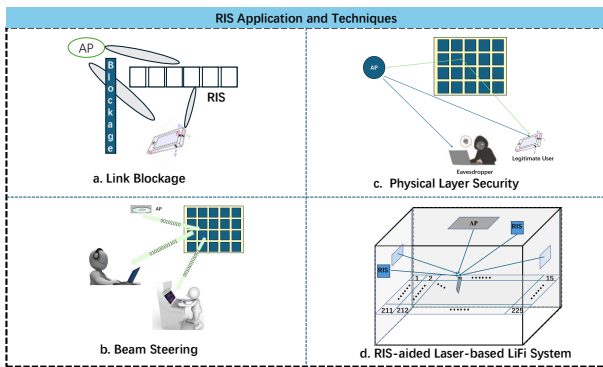


Fig. 12. Potential applications for RIS-aided OWC systems include link blockage avoidance, light beam steering, physical layer security, and augmented RIS-OWC systems such as RIS-aided LiFi systems.

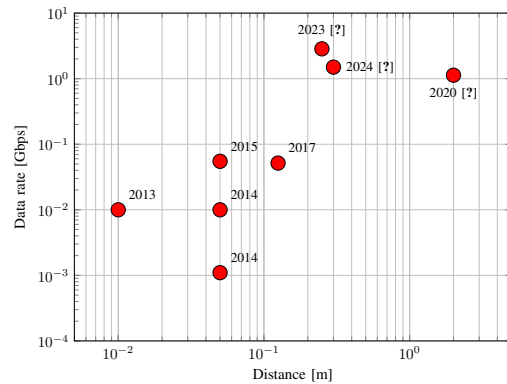


Fig. 13. Measured data rates as a function of transmission distance from previous works, evaluated at a reference BER of  $3.8 \cdot 10^{-3}$ .

2) *Challenges and Future Research Directions:* In the following, we outline the key challenges in designing optical RISs.

**RIS placement and power allocation:** Despite the above advantages, the placement of RISs in OWC systems and careful power allocation are crucial to exploit the full potential of RIS-aided OWC systems, see, e.g., [33].

*D. OLED/OPD*

OLEDs are a promising alternatives to conventional LEDs owing to their low cost, mechanical flexibility, and the ability to integrate multiple OLED pixel colors on a single substrate, and are anticipated to enable diverse paradigms from display-

to-display communication to visible light communication (VLC). OLEDs have been in active research and development in the last two decades, making significant progress in terms of communication distance as well as data rates, see Fig. 13. Furthermore, the demands of high-speed applications, recent advances have significantly enhanced the response times of OLEDs [35]. In fact, a data transmission rate of 3.2 Gbps over a 30 cm link with a red-green-blue (RGB)-OLED pixels was recently achieved [36].

On the other hand, organic photodetectors (OPDs) are organic alternatives to PDs, which, in addition to photo detection can incorporate optical filters, built-in lenses, or other optical components to enhance their performance. Furthermore, unlike

traditional PDs, OPDs exhibit superior responsivity in the visible range, making them particularly advantageous for VLC systems. Furthermore, OPDs can be manufactured as ultrathin photoactive layers of 100 nm thickness. Moreover, high-speed OPDs with data transmission rate of 80 Mbps have been demonstrated [37], thus enabling cost-effective, flexible, and energy-efficient receivers for next-generation integrated and scalable LiFi modules.

1) *Challenges and Future Research Directions:* The design and development of OLEDs and OPDs face numerous challenges, primarily related to material limitations, device performance, and environmental impact. Below, the key issues affecting both OLEDs and OPDs are summarized [38], [39].

**Reliability and stability:** Both OLEDs and OPDs degrade in performance over time due to electrical stress, trap density, humidity, and oxygen exposure. OLEDs, especially larger panels, experience faster degradation and color fading. As well, OPDs face challenges in stability when exposed to environmental factors like moisture and oxygen. Addressing these issues requires improved material engineering, passivation techniques, and enhanced design to ensure better longevity and performance.

**Material limitations:** OLEDs, particularly white OLEDs, rely on complex materials such as thermally activated delayed fluorescence to achieve high efficiency, which requires intricate molecular designs and poses development challenges. On the other hand, OPDs also suffer from material limitations, including poor charge carrier mobility and reduced thermal and mechanical stability. Further development of organic semiconductors with improved properties is essential for enhancing both OLED and OPD performance.

**Performance limitations:** For OLED, challenges include low luminescence on small surfaces, emission uniformity, and maintaining transparency in contacts. OPDs, on the other hand, face performance challenges like high dark current density, low external quantum efficiency, and noise issues such as shot and  $1/f$  noise. These performance limitations reduce sensitivity and overall efficiency, especially in low-light conditions or high-frequency applications.

**Response speed and dynamic range:** OPDs exhibit slow response speeds, characterized by low cutoff frequencies and high rise and fall times, restricting their suitability for high-speed optical communication systems. Similarly, OLEDs face challenges in achieving uniform light emission over large areas and maintaining performance consistency. Both technologies need advancements in charge carrier mobility, material design, and device architecture to improve their response speed and dynamic range for broader and faster applications.

### E. Ultraviolet Communication

UV communication began in the twentieth century and has continually gained traction due to its unique ability among optical wavelengths to transmit data effectively in NLOS scenarios [40].

UV light may be classified according to wavelength into three categories, UV-A (315 – 400 nm), UV-B (280 – 315 nm) and UV-C (200 – 280 nm), with the latter being the solar-blind

region where all solar UV-C radiation is absorbed by earth's upper atmosphere and virtually no UV-C solar radiation is present at ground level.

1) *Opportunities:* UV offers unique and useful properties for OWC compared to the visible-IR spectrum. Firstly, Rayleigh scattering of light by the atmosphere is enhanced at short wavelengths, which can be exploited to support non-line-of-sight OWC, where scattered light provides an indirect path between transmitter and receiver in case of obstructions. Furthermore, communication in the solar-blind region within the UV-C band has minimal background interference.

In recent years, there have been significant improvements in the efficiencies, output powers, and range of coverage of the UV spectrum of Aluminium Indium Gallium Nitride (AlGaIn) LEDs, driven largely by the use of UV LEDs for sterilization of surfaces and water. Hence, this mature UV LED ecosystem is ripe for exploitation. In addition, UV LEDs offer improved size, weight and power properties compared to conventional UV sources, such as mercury vapor lamps, and have far superior modulation bandwidths, which is crucial for OWC.

LOS OWC demonstrations using UV-C LEDs and micro-LEDs have been reported by several research groups for transmission distances from a few tens of centimeters to several meters, with corresponding data rates ranging from many tens of megabits per second (Mbps) to several Gbps [40]. More recently, the use of high bandwidth UV micro-LEDs for 10 Gbps WDM using UV-A, -B, and -C emitters [41], as well as Gbps OWC at ranges exceeding 100 m using a single UV-C micro-LED [42] have been demonstrated.

At 30 cm link length, the work in [43] reports bit rates of about 0.68 Gbps and 1.53 Gbps from the 235 nm and 255 nm LEDs, respectively. As shown in Figs. 14 and 15, more recently, the range has been extended to 10 m with bit rates of about 0.5 Gbps and 1.9 Gbps from the 235 nm and 255 nm LEDs, respectively.

2) *Challenges and Future Research Directions:* In the following, we outline the key challenges in UV communication.

**Shorter wavelengths and link length:** Thus far, UV OWC has most commonly been explored at wavelengths around 280 nm, with limited research at shorter wavelengths. Research on shorter wavelengths would be advantageous both for operating in the true solar-blind region of the spectrum and skin and eye safety from UV exposure. As such, exploring the use of UV-C LEDs with peak emissions at 235 and 255 nm is advantageous [44].

## IV. VALUE-ADDED TECHNOLOGIES

In this section, indoor positioning and gesture recognition technologies, which capitalize on OWC integrated networks, are presented.

### A. Indoor Positioning

Indoor positioning systems are critical for enabling a wide range of emerging applications for 6G technology, including precise navigation, real-time tracking, and automation within enclosed spaces. Conventional global positioning system (GPS) is inaccurate and imprecise for indoor positioning

TABLE I  
SUMMARY OF RECENT WORKS TOWARDS HIGH PRECISION LiFi POSITIONING. E/S: EXPERIMENTAL/SIMULATION STUDY. ACCU: ACCURACY.

Reference	Accu. (cm)	Technique	E/S	Remark
Bakar <i>et al.</i> , 2020 [45]	0.5	Fingerprinting + deep neural network (DNN)	E	With 2-dimensional (2D) estimation, multiple receivers (Rxs), area $400 \times 400$ mm
He <i>et al.</i> , 2019 [46]	0.9	With received signal strength (RSS) based triangulation using artificial neural network (ANN)	E	Multiple transmitters (Tx), area $900 \times 900$ mm
Shao <i>et al.</i> , 2018	2	RSS + triangulation	E	Multiple Rx and retroreflector
Huang <i>et al.</i> , 2024	2.31	Fingerprinting + convolutional neural networks (CNN)	S	Uses angular diversity receiver (ADR) and angle correction for joint 3-dimensional (3D) position and orientation estimation.
Jeon <i>et al.</i> , 2024	3	Fingerprinting + ToA + CNN	S	Joint 3D position and orientation estimation using deep RSS-time of arrival (ToA) fusion network
Ma <i>et al.</i> , 2022	3.3	ToA + reference signal	E	Requires three Tx, uses angle correction to reduce error from 5.3 to 3.3 cm
Kokdogan <i>et al.</i> , 2024	4.2	RSS-based maximum likelihood estimator (MLE)	S	Adjusts the orientation of RIS based on $N$ -step localization algorithm to improve the accuracy
Ahmad <i>et al.</i> , 2023	4.5	Fingerprinting + DNN	S	Joint 3D position and orientation estimation. Array of VCSELs as transmitter
Kouhini <i>et al.</i> , 2021	5	ToA	E	2D estimation with simultaneous Tx and Rx rotation
De Bruycker <i>et al.</i> , 2024	5.3	TDoA	E	Area $500 \times 500$ mm

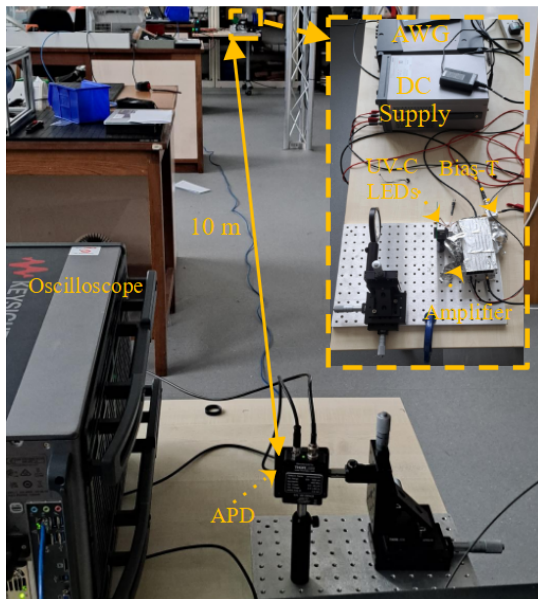


Fig. 14. Experiment setup for a 10 m OWC link with UV-C LEDs (235 nm and 255 nm).

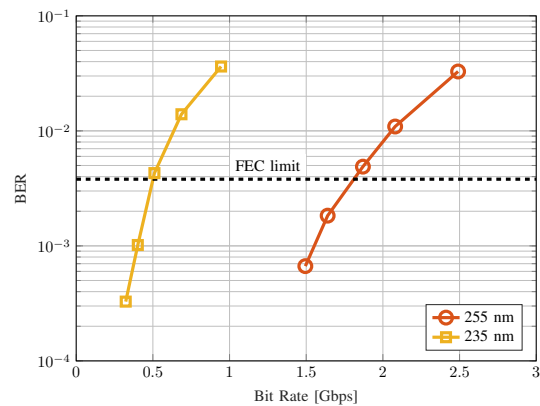


Fig. 15. BER vs. bit rate for 235 and 255 nm LEDs, respectively, at a line-of-sight transmission distance of 10 m using adaptive bit and power-loaded OFDM.

due to the significant attenuation of satellite signals caused by building infrastructure. In contrast, current indoor positioning systems, such as wireless fidelity (WiFi) and Bluetooth, have limited accuracy due to signal shadowing and multipath propagation, typically ranging from 1–7 m and 2–5 m [47], respectively. However, these accuracy levels are insufficient for next-generation high-precision applications, such as telesurgery and car-to-everything (C2X) connectivity, which demand sub-centimeter accuracy.

1) *Opportunities:* Fortunately, OWC systems are well suited for precise positioning. LiFi, unlike RF-based systems, benefits from the widespread availability of light sources, absence of fading effects, and better resolution owing to small wavelengths, making LiFi-based positioning ideal for indoor applications and achieving centimeter-level precision. In fact, LiFi positioning systems have already been deployed for enhancing visitor navigation at the Grand Curtius Museum in Belgium, support product localization at Aswaaq and E. Leclerc stores in Dubai and France, respectively, and facilitate personalized marketing at Carrefour Lille stores in France.

While traditionally, positioning was limited to 2D, a recent study [47] has laid the groundwork for joint estimation of 3D position and orientation, where VCSEL-based transmitters combined with fingerprinting and DNN achieved a 4.5 cm localization accuracy. A summary of recent notable contribu-

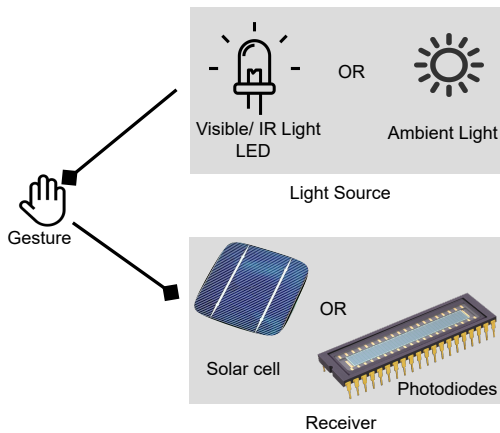


Fig. 16. OWC based gesture recognition can be based on dedicated or ambient light. Detection can be performed using solar cells or photodiodes.

tions to high-precision LiFi-based localization is provided in Table I.

2) *Challenges and Future Research Directions:* In the following, we outline the key challenges in OWC-based indoor positioning.

**LOS obstruction:** A challenges in LiFi-based positioning is overcoming LOS obstruction. For this, RISs can facilitate positioning despite absence of LOS, see Section III-C. Recent research with a refocusing RIS has demonstrated a localization accuracy of 4.2 cm for RIS-assisted LiFi-based indoor positioning [46], [48].

**AI/ML:** Technologies such as AI and ML will play a crucial rule in enhancing the localization precision. While limited in test area, [45] have demonstrated sub-cm accuracy in a LiFi positioning system, validating the claims of high-precision OWC-based localization. Nevertheless, further research on AI/ML algorithms and demonstrations on larger test areas are necessary.

### B. Gesture Recognition

OWC systems enable non-contact gesture recognition by detecting the alterations to light signals due to gestures, which is beneficial for wearables, industrial automation, and IoT applications. As shown in Fig. 16, gesture recognition can be performed based on either dedicated or ambient light sources to suit specific environmental and operational needs. Furthermore, detection can also include dedicated gesture recognition devices or general devices such as solar cells.

1) *Opportunities:* Visible light and IR LEDs can be modulated, allowing very precise control over the light signal which helps the system to differentiate between intentional gestures from background noise. Furthermore, IR LEDs provide an invisible light source, ideal for gesture recognition under low-light or fluctuating light conditions. Moreover, ambient sunlight or indoor lighting can be utilized in energy-constrained devices with energy harvesters to enable both energy harvesting and gesture sensing. For these systems, lightweight intelligent algorithms such as constant false alarm rate (CFAR) [49] are particularly useful which can dynamically adjust the

detection threshold to account for changing light conditions and thus provide accurate gesture recognition.

On the other hand, for capturing gestures, arrays of photodiodes or solar cells are commonly used in OWC-based gesture recognition systems. The work in [50] has used an array of photodiodes in photoconductive mode, which recognize gestures with high sensing responsivity at the expense of external power input. In [49], photodiodes were employed in photovoltaic mode, to passively harvest energy from the ambient light and power the system and designed self-sustaining gesture recognition using ambient light.

2) *Challenges and Future Research Directions:* There are many challenges in OWC-based gesture recognition systems despite significant advancements.

**Algorithms:** Beyond hardware, signal processing and machine learning play an important role in the development of OWC-based gesture recognition, especially for robust recognition under various lighting and gesturing conditions.

**Ambient light interference:** LED-based systems, especially those using visible light LEDs, can suffer from ambient light interference. Variations in sunlight or artificial lighting can lower the accuracy of gesture recognition considerably. For such systems, lightweight intelligent algorithms such as the CFAR algorithm [49] are necessary.

**Energy efficiency:** For wearable devices, research on lightweight data-processing algorithms and efficient photodiode arrays for reducing power consumption while maintaining the accuracy of gesture recognition are crucial.

## V. CONCLUSION

Metcalf’s law states that the value of a network scales quadratically with the number of connections. This is one of the key fundamental drivers for 6G and beyond. With the rapidly increasing number of autonomous systems, digital twins, and the cyber-physical continuum in general, future networks are set to expand terrestrially, into space, and underwater.

Therefore, we cannot approach cellular networks in the same way as in 4th generation (4G) and 5th generation (5G) which primarily was a *terrestrial* play. There is both a macro-scale (non-terrestrial network (NTN)) and micro-scale (interconnects) expansion of networks, enabling a plethora of new use cases across multiple industrial verticals. As the innovation cycles within these verticals operate on different timescales, it will become increasingly challenging to maintain a unified clock cycle in the form of *generations*. A fundamental rethink of cellular network innovation cycles may be necessary, though this is beyond the scope of this paper.

This paper highlights the significant opportunity to deliver the ultimate network of networks by integrating optical wireless technologies alongside traditional RF technologies. This approach enables spectrum to be utilized in a more targeted and efficient manner, accommodating the diverse connectivity requirements within a coordinated and converged NoN.

In this context, it may be useful to define a new metric, *usefulness per Hertz bandwidth*, as it is not practical to rely on RF for long-distance underwater communication or to *force*

RF signals through highly attenuating walls and windows from outdoors to indoors. This paper argues that we should leverage all available tools and spectrum to develop an intelligent future NoN.

## REFERENCES

- [1] M. Giordani, M. Polese, M. Mezzavilla, S. Rangan, and M. Zorzi, "Toward 6G Networks: Use Cases and Technologies," *IEEE Communications Magazine*, vol. 58, no. 3, pp. 55–61, 2020.
- [2] T. Koonen, K. Mekonnen *et al.*, "Ultra-high-capacity wireless communication by means of steered narrow optical beams," *Philosophical Transactions of the Royal Society A: Mathematical, Physical and Engineering Sciences*, vol. 378, 2020.
- [3] E. Sarbazi, H. Kazemi, M. D. Soltani, M. Safari, and H. Haas, "A Tb/s Indoor Optical Wireless Access System Using VCSEL Arrays," in *Proc. IEEE 31st Annual International Symposium on Personal, Indoor and Mobile Radio Communications (PIMRC)*, 2020, pp. 1–6.
- [4] H. Kazemi, E. Sarbazi, M. Crisp, T. E. H. El-Gorashi, J. M. H. Elmirghani, R. V. Penty, I. H. White, M. Safari, and H. Haas, "A Novel Terabit Grid-of-Beam Optical Wireless Multi-User Access Network With Beam Clustering," *arXiv Preprint arXiv:2404.04443 [eess.SP]*, Apr. 2024.
- [5] B. Tezergil and E. Onur, "Wireless backhaul in 5G and beyond: Issues, challenges and opportunities," *IEEE Commun. Surveys & Tut.*, vol. 24, pp. 2579–2632, Fourthquarter 2022.
- [6] Y. Li, N. Pappas, V. Angelakis, M. Pióro, and D. Yuan, "Optimization of free space optical wireless network for cellular backhauling," *IEEE J. Sel. Areas Commun.*, vol. 33, pp. 1841–1854, Sep. 2015.
- [7] A. Douik, H. Dahrouj, T. Y. Al-Naffouri, and M.-S. Alouini, "Hybrid radio/free-space optical design for next generation backhaul systems," *IEEE Trans. Commun.*, vol. 64, pp. 2563–2577, Jun. 2016.
- [8] C. Chen, S. Das, S. Videv, A. Sparks, S. Babadi, A. Krishnamoorthy, C. Lee, D. Grieder, K. Hartnett, P. Rudy, J. Raring, M. Najafi, V. K. Papanikolaou, R. Schober, and H. Haas, "100 Gbps indoor access and 4.8 Gbps outdoor point-to-point LiFi transmission systems using laser-based light sources," *J. Lightwave Technol.*, vol. 42, pp. 4146–4157, Jun. 2024.
- [9] D. Schulz, V. Jungnickel, C. Alexakis, M. Schlosser, J. Hilt, A. Paraskevopoulos, L. Grobe, P. Farkas, and R. Freund, "Robust optical wireless link for the backhaul and fronthaul of small radio cells," *J. Lightwave Technol.*, vol. 34, pp. 1523–1532, Mar. 2016.
- [10] A. Celik, B. Shihada, and M.-S. Alouini, "Optical wireless data center networks: potentials, limitations, and prospects," in *Broadband Access Communication Technologies XIII*, vol. 10945, International Society for Optics and Photonics. SPIE, 2019, p. 1094501.
- [11] H. Kazemi, E. Sarbazi, M. D. Soltani, T. E. H. El-Gorashi, J. M. H. Elmirghani, R. V. Penty, I. H. White, M. Safari, and H. Haas, "A Tb/s indoor MIMO optical wireless backhaul system using VCSEL arrays," *IEEE Trans. Commun.*, vol. 70, pp. 3995–4012, Jun. 2022.
- [12] E. Sarbazi, H. Kazemi, M. Crisp, T. El-Gorashi, J. Elmirghani, R. V. Penty, I. H. White, M. Safari, and H. Haas, "Design and Optimization of High-Speed Receivers for 6G Optical Wireless Networks," *IEEE Transactions on Communications*, vol. 72, no. 2, pp. 971–990, 2024.
- [13] M. D. Soltani, A. A. Qidan, S. Huang, B. Yusuf, S. Mohamed, R. Singh, Y. Liu, W. Ali, R. Chen, H. Kazemi, E. Sarbazi, B. Berde, D. Chiaroni, B. Béchadergue, F. Abdel-dayem, H. Soni, J. Tabu, M. Perrufel, N. Serafimovski, T. E. El-Gorashi, J. Elmirghani, M. Crisp, R. Penty, I. H. White, H. Haas, and M. Safari, "Terabit indoor laser-based wireless communications: Lifi 2.0 for 6G," *IEEE Wirel. Commun.*, vol. 30, no. 5, pp. 36–43, 2023.
- [14] B. Shihada, O. Amin, C. Bainbridge, S. Jardak, O. Alkhazragi, T. K. Ng, B. Ooi, M. Berumen, and M.-S. Alouini, "Aqua-fi: Delivering internet underwater using wireless optical networks," *IEEE Communications Magazine*, vol. 58, no. 5, pp. 84–89, Jun. 2020.
- [15] Z. Wang, D. Tsonev, S. Videv, and H. Haas, "Towards self-powered solar panel receiver for optical wireless communication," in *IEEE International Conference on Communications (ICC)*, Jun. 2014, pp. 3348–3353.
- [16] H. Zhou, W. Xu, J. Chen, and W. Wang, "Evolutionary V2X technologies toward the Internet of Vehicles: Challenges and opportunities," *Proceedings of the IEEE*, vol. 108, no. 2, pp. 308–323, February 2020.
- [17] M. Shehata, Y. Wang, J. He, S. Kandeepan, and K. Wang, "Optical and terahertz wireless technologies: The race to 6G communications," *IEEE Wirel. Commun.*, vol. 30, no. 5, pp. 10–18, 2023.
- [18] C. Wang, B. Lu, C. Lin, Q. Chen, L. Miao, X. Deng, and J. Zhang, "0.34-THz wireless link based on high-order modulation for future wireless local area network applications," *IEEE Trans. Terahertz Sci. Technol.*, vol. 4, no. 1, pp. 75–85, 2014.
- [19] M. Kong, C. H. Kang, O. Alkhazragi, X. Sun, Y. Guo, M. Sait, J. A. Holguin-Lerma, T. K. Ng, and B. S. Ooi, "Survey of energy-autonomous solar cell receivers for satellite-air-ground-ocean optical wireless communication," *Progress in quantum electronics*, vol. 74, p. 100300, 2020.
- [20] J. Fakidis, S. Videv, H. Helmers, and H. Haas, "0.5-Gb/s OFDM-based laser data and power transfer using a GaAs photovoltaic cell," in *2018 IEEE Photonics Conference (IPC)*. IEEE, 2018, pp. 1–4.
- [21] N. A. Mica, R. Bian, P. Manousiadis, L. K. Jagadamma, I. Tavakkolnia, H. Haas, G. A. Turnbull, and I. D. Samuel, "Triple-cation perovskite solar cells for visible light communications," *Photonics Research*, vol. 8, no. 8, pp. A16–A24, 2020.
- [22] H. Helmers, O. Höhn, D. Lackner, P. Schygulla, M. Klitzke, J. Schön, C. Pellegrino, E. Oliva, M. Schachtner, P. Beutel *et al.*, "Advancing solar energy conversion efficiency to 47.6% and exploring the spectral versatility of III-V photonic power converters," in *Physics, Simulation, and Photonic Engineering of Photovoltaic Devices XIII*, vol. 12881. SPIE, 2024, pp. 6–15.
- [23] O. Höhn, M. Schauerte, P. Schygulla, H. Hauser, D. Lackner, B. Bläsi, and H. Helmers, "Realization of ultrathin GaAs photonic power converters with rear-side metal grating on full 4" wafers," in *2022 IEEE 49th Photovoltaics Specialists Conference (PVSC)*. IEEE, 2022, pp. 0038–0042.
- [24] O. D. Miller, E. Yablonovitch, and S. R. Kurtz, "Strong internal and external luminescence as solar cells approach the Shockley–Queisser limit," *IEEE Journal of Photovoltaics*, vol. 2, no. 3, pp. 303–311, 2012.
- [25] H. Helmers, E. Lopez, O. Höhn, D. Lackner, J. Schön, M. Schauerte, M. Schachtner, F. Dimroth, and A. W. Bett, "68.9% efficient GaAs-based photonic power conversion enabled by photon recycling and optical resonance," *physica status solidi (RRL)–Rapid Research Letters*, vol. 15, no. 7, p. 2100113, 2021.
- [26] J. Fakidis, H. Helmers, and H. Haas, "Simultaneous wireless data and power transfer for a 1-Gb/s GaAs VCSEL and photovoltaic link," *IEEE Photonics Technology Letters*, vol. 32, no. 19, pp. 1277–1280, 2020.
- [27] J. I. De Oliveira Filho, A. Trichili, O. Alkhazragi, M.-S. Alouini, B. S. Ooi, and K. N. Salama, "Reconfigurable MIMO-based self-powered battery-less light communication system," *Light: Science & Applications*, vol. 13, no. 1, p. 218, 2024.
- [28] J. Wang, J.-Y. Yang, I. M. Fazal, N. Ahmed, Y. Yan, H. Huang, Y. Ren, Y. Yue, S. Dolinar, M. Tur *et al.*, "Terabit free-space data transmission employing orbital angular momentum multiplexing," *Nature photonics*, vol. 6, no. 7, pp. 488–496, 2012.
- [29] A. E. Willner, G. Xie, L. Li, Y. Ren, Y. Yan, N. Ahmed, Z. Zhao, Z. Wang, C. Liu, A. J. Willner *et al.*, "Design challenges and guidelines for free-space optical communication links using orbital-angular-momentum multiplexing of multiple beams," *Journal of Optics*, vol. 18, no. 7, p. 074014, 2016.
- [30] M. Najafi and R. Schober, "Intelligent reflecting surfaces for free space optical communications," in *IEEE Global Communications Conference (GLOBECOM)*, Dec. 2019.
- [31] A. R. Ndjiongue, T. M. N. Ngatched, O. A. Dobre, and H. Haas, "Digital RIS (DRIS): The future of digital beam management in RIS-assisted OWC systems," *Journal of Lightwave Technology*, vol. 40, no. 16, pp. 5597–5604, 2022.
- [32] O. Maraqa and T. M. Ngatched, "Optimized design of joint mirror array and liquid crystal-based RIS-aided VLC systems," *IEEE Photonics Journal*, 2023.
- [33] Y. Huang, V. K. Papanikolaou, H. Ajam, M. Safari, R. Schober, H. Haas, and I. Tavakkolnia, "Energy-efficient RIS-aided laser-based LiFi system with dynamic coverage optimization," in *Proceedings of the IEEE International Conference on Communications (ICC)*. IEEE, 2024.
- [34] K. Yoshida, P. P. Manousiadis, R. Bian, Z. Chen, C. Murawski, M. C. Gather, H. Haas, G. A. Turnbull, and I. D. Samuel, "245 MHz bandwidth organic light-emitting diodes used in a gigabit optical wireless data link," *Nature communications*, vol. 11, no. 1, p. 1171, 2020.
- [35] M. N. Munshi, L. Maret, B. Racine, A. P. A. Fischer, M. Chakaroun, and N. Loganathan, "2.85-Gb/s organic light communication with a 459-MHz micro-OLED," *IEEE Photonics Technology Letters*, vol. 35, no. 24, pp. 1399–1402, 2023.
- [36] K. Yoshida, C. Chen, H. Haas, G. A. Turnbull, and I. D. Samuel, "RGB-single-chip OLEDs for high-speed visible-light communication by wavelength-division multiplexing," *Advanced Science*, p. 2404576, 2024.

- [37] Y. Zhu, H. Chen, R. Han, H. Qin, Z. Yao, H. Liu, Y. Ma, X. Wan, G. Li, and Y. Chen, "High-speed flexible near-infrared organic photodiode for optical communication," *National Science Review*, vol. 11, no. 3, p. nwad311, 2024.
- [38] R. Liguori, F. Nunziata, S. Aprano, and M. G. Maglione, "Overcoming challenges in OLED technology for lighting solutions," *Electronics*, vol. 13, no. 7, p. 1299, 2024.
- [39] X. Zhang, J. Jiang, B. Feng, H. Song, and L. Shen, "Organic photodetectors: Materials, device, and challenges," *Journal of Materials Chemistry C*, vol. 11, no. 37, pp. 12 453–12 465, 2023.
- [40] P. Tian, X. Shan, S. Zhu, E. Xie, J. J. D. McKendry, E. Gu, and M. D. Dawson, "AlGa<sub>N</sub> ultraviolet micro-LEDs," *IEEE Journal of Quantum Electronics*, vol. 58, pp. 1–14, Mar. 2022.
- [41] D. M. Maclure, J. J. D. McKendry, M. S. Islim, E. Xie, C. Chen, X. Sun, X. Liang, X. Huang, H. Abumarshoud, J. Herrnsdorf, E. Gu, H. Haas, and M. D. Dawson, "10 Gbps wavelength division multiplexing using UV-A, UV-B, and UV-C micro-LEDs," *Photon. Res.*, vol. 10, no. 2, pp. 516–523, Feb 2022.
- [42] D. M. Maclure, C. Chen, J. J. D. McKendry, E. Xie, J. Hill, J. Herrnsdorf, E. Gu, H. Haas, and M. D. Dawson, "Hundred-meter Gb/s deep ultraviolet wireless communications using AlGa<sub>N</sub> micro-LEDs," *Opt. Express*, vol. 30, no. 26, pp. 46 811–46 821, Dec 2022.
- [43] H. Zimi, D. Maclure, C. Chen, J. McKendry, D. Stothard, J. Herrnsdorf, H. Haas, and M. Dawson, "Gigabit per second UV-C LEDs for communications," in *2023 IEEE Photonics Conference (IPC)*. IEEE, 2023, pp. 1–2.
- [44] J. Nicholls, L. Anderson, W. Lee, J. J. S. Ahn, A. Baskaran, H. Bang, M. Belloeil, Y. Cai, J. Campbell, J. Chai, N. Corpuz, V. Entoma, B. Hayden, T. Hung, H. Kim, D. King, S. Li, A. Liu, D. McMahon, V. Nguyen, S. F. Pan, S. Tedman-Jones, W. J. Toe, R. Tsai, M. P. Tudo, H. P. Wang, Y. Wang, S. Yan, R. Yang, K. Yeo, W. Schaff, N. Krause, R. Charters, J. Tang, and P. Atanackovic, "High performance and high yield sub-240 nm AlN:Ga<sub>N</sub> short period superlattice LEDs grown by MBE on 6 in. sapphire substrates," *Applied Physics Letters*, vol. 123, p. 051105, 08 2023.
- [45] A. H. A. Bakar, T. Glass, H. Y. Tee, F. Alam, and M. Legg, "Accurate visible light positioning using multiple-photodiode receiver and machine learning," *IEEE Transactions on Instrumentation and Measurement*, vol. 70, pp. 1–12, 2020.
- [46] J. He, C.-W. Hsu, Q. Zhou, M. Tang, S. Fu, D. Liu, L. Deng, and G.-K. Chang, "Demonstration of high precision 3D indoor positioning system based on two-layer ANN machine learning technique," in *2019 Optical Fiber Communications Conference and Exhibition (OFC)*. IEEE, 2019, pp. 1–3.
- [47] R. Ahmad, H. Kazemi, E. Sarbazi, and H. Haas, "Joint Position and Orientation Estimation in VCSEL-Based LiFi Networks: A Deep Learning Approach," in *GLOBECOM 2023-2023 IEEE Global Communications Conference*. IEEE, 2023, pp. 3676–3681.
- [48] F. Kokdogan and S. Gezici, "Intelligent reflecting surfaces for visible light positioning based on received power measurements," *IEEE Transactions on Vehicular Technology*, 2024.
- [49] Y. Li, T. Li, R. A. Patel, X.-D. Yang, and X. Zhou, "Self-powered gesture recognition with ambient light," in *Proceedings of the 31st Annual ACM Symposium on User Interface Software and Technology*, ser. UIST '18. New York, NY, USA: Association for Computing Machinery, 2018, p. 595–608.
- [50] X. Liang, J. Li, C. Xu, Z. Xie, C. Zhang, W. Ding, and W. Gui, "Gesture recognition and control based on visible light communication," in *2024 43rd Chinese Control Conference (CCC)*, 2024, pp. 6164–6169.