

Unified real-space construction scheme for flat bands based on symmetric compact localized states

Rui-Heng Liu^{1,2} and Xin Liu^{1,3,4,*}

¹*School of Physics, Huazhong University of Science and Technology, Wuhan, Hubei 430074, China*

²*Institute of Physics, Chinese Academy of Sciences, Beijing 100190, China*

³*Tsung-Dao Lee Institute and School of Physics and Astronomy,
Shanghai Jiao Tong University, Shanghai 201210, China*

⁴*Institute for Quantum Science and Engineering and Wuhan National High Magnetic Field Center,
Huazhong University of Science and Technology, Wuhan, Hubei 430074, China*

(Dated: December 23, 2024)

Flat band (FB) systems provide ideal playgrounds for studying correlation physics, whereas multi-orbital characteristics in real materials are distinguished from most simple FB models. Here, we propose a systematic and versatile framework for FB constructions in tight-binding (TB) models based on symmetric compact localized states (CLSs), integrating lattice and orbital degrees of freedom. In our framework, we first demonstrate that any CLS can be symmetrized into a representation of the point group, which remains valid for high orbitals with finite spin-orbit coupling (SOC). Second, we determine the candidate CLS sites according to lattice symmetry, and simplify the hopping as a linear mapping between two Hilbert spaces: one of CLS sites and another of their adjacent sites. The existence of FBs depends on a non-empty kernel of the mapping. Finally, we distinguish eigenstates in the kernel to qualify as a CLS. Since both CLSs and Hamiltonian respect symmetries, group theory naturally manifests as a powerful tool to obtain CLSs throughout the procedure, free from the constraints of specific lattices. To illustrate the versatility of our framework, we construct three representative FB models: one in two dimension (2D) and the rest in three dimension (3D). All of them lack special lattice structures and incorporate high orbitals. Notably, the 3D FBs can exhibit not only band touchings at points but also along lines, a feature of significant physical interest. For a comprehensive understanding, we derive a concise criterion for determining band touchings, which provides a natural explanation for the occurrence of both gapped and gapless FBs. By unifying symmetry principles in real space, our work offers a systematic approach to constructing FBs across diverse lattice systems. This framework opens new avenues for understanding and engineering FB systems, with potential implications for correlated quantum phenomena and exotic phases of matter.

I. INTRODUCTION

Flat bands (FBs) in electronic systems have become a fundamental topic in condensed matter physics because of their ability to host exotic quantum phases driven by strong electron-electron correlations and topological effects, such as ferromagnetism [1–5], (generalized) Wigner crystal [6–11], unconventional superconductivity [12–19] and fractional quantum Hall effect [20–28]. In these systems, the nearly vanishing bandwidth signifies the quenching of kinetic energy, which makes interactions the dominant energy scale. The origin of FBs can be traced to destructive interference of wavefunctions in specific lattice geometries, such as Lieb, Kagome, and pyrochlore lattices, with isotropic hopping from s -orbitals. However, most strongly correlated systems are characterized by high-orbital electrons with substantial spin-orbit couplings. Therefore, the original FB models can not be directly applied to most real materials. Recent years have witnessed the rapid development of twistrionics, where the primitive translation symmetry is broken by Moire potentials, leading to negligible bandwidth in the

folded Moire Brillouin zone (BZ). Prominently, they manifest as tunable and versatile platforms for studying exotic physical states [9, 10, 14–16, 24–34], especially when intertwined with non-trivial topology. Interestingly, high-orbital characteristics also emerge in the Moire bands of twisted TMD bilayers [32–34], which is reminiscent of the earlier proposed p -orbital honeycomb model in optical lattices [7, 35]. Besides two-dimensional (2D) materials, FBs in three dimension (3D) have also ignited interest in recent studies [36, 37], but remain more elusive. These novel phenomena motivate the elaborations on constructing FBs within a comprehensive framework [1–3, 38–58], as well as the determination of the topological property of the FB, which is closely related to the band touching [43, 59–61]. These efforts provide valuable insights on the single-particle level before further intricate studies on the correlation effects. A plethora of schemes have been proposed, many of which utilize special lattice structures, such as the line-graph construction [1, 2, 38, 39], the cell construction [3, 40] and bipartite lattices [41–43]. Other proposals include the FB generators [44–46], the molecular-orbital representation [47–50] and other more [51–58]. Theoretically, destructive interference offers a general and intuitive origin of FBs [59, 62] and leads to the localization of the electrons [63]. A strict dispersionless band over the

* phyliuxin@hust.edu.cn

whole BZ can be characterized by the corresponding compact localized states (CLSs) [59, 60, 64]. In realistic quantum materials, the multi-orbital characteristics are ubiquitous. The inherent anisotropy of high-orbitals and the interplay between the lattice and orbital degrees of freedom could provide new possibilities for exploring FBs. While some FB construction schemes based on the CLS are proposed in recent studies [44–46, 51–54], a general and intuitive real-space method incorporating high-orbital CLSs remains lacking.

In this work, we propose a systematic framework for FB construction that focuses on real-space pictures. Considering the symmetry of the system, we utilize group theory to establish a complete procedure (Fig. 1) to obtain symmetric CLSs in generic tight-binding (TB) models, which could incorporate practical high orbitals and spin-orbital coupling (SOC). There are two key steps: first, we design the shape of the CLS according to the lattice symmetry. This provides the candidate CLS sites, and we treat the Hamiltonian as a mapping S from these sites to their neighbors. The existence of FB relies on a non-empty kernel $\text{Ker}(S)$. Our approach allows us to classify FB models into two distinct categories: lattice-dominant and lattice-assisted, where the majority of high-orbital FBs belong to the latter. Second, further elaborations are required to distinguish eigenstates in the kernel, which qualify them as CLSs. In both steps, we classify the states according to the irreducible representation (Irrep) of the symmetry group to obtain parameters producing FBs. To capture the hoppings between high orbitals, we employ the Slater-Koster formalism [65] as a physical and reasonable approximation. The scheme is applicable regardless of the lattice dimension, and we exemplify it with a 2D honeycomb model and a 3D simple cubic model, both with orbital degree of freedom. Further, we employ 2D CLSs to study FBs in Van der Waals stacking structures, providing a new perspective. Finally, we study band touching of FBs in the last section. We set up a concise criterion to determine band touchings utilizing the symmetry representation of the CLS. This also accounts for intriguing touching lines in our 3D simple cubic model.

II. GENERAL FRAMEWORK

Our construction framework applies to any crystal system and orbitals residing on different Wyckoff positions (WPs). Formally, we focus on the following TB Hamil-

tonian with finite-range hoppings

$$H = \sum_{\alpha\beta} \left(\sum_{\langle ij \rangle} t_{\alpha\beta}^{\langle ij \rangle} c_{i\alpha}^\dagger c_{j\beta} + \sum_{\langle\langle ij \rangle\rangle} t_{\alpha\beta}^{\langle\langle ij \rangle\rangle} c_{i\alpha}^\dagger c_{j\beta} + \dots \right) + i \sum_{\alpha\beta} \sum_{ij} \lambda_{\alpha\beta}^{ij} c_{i\alpha}^\dagger c_{j\beta}. \quad (1)$$

Here, i, j labels the sites. $t^{\langle ij \rangle}$ ($t^{\langle\langle ij \rangle\rangle}$) is the (next) nearest-neighbor hopping matrix with α, β labeled internal degree of freedom (orbital, spin, etc.). The last term represents the possible SOC.

A. FB and CLS

The most prominent feature of a strict FB lies in its macroscopically degenerate subspace in momentum space, where the degeneracy matches the number of states within the BZ. Such a high degree of degeneracy allows us to construct real-space eigenstates by an appropriate superposition of all the degenerate Bloch states $\psi_{\mathbf{k}}$. These eigenstates are known as the CLS, which is a special type of Wannier-like function confined to a finite number of lattice sites and completely vanishing outside this region [60, 64]. It is noteworthy that the FBs discussed here are distinct from those in the atomic limit, whose flatness results from the absence of wavefunction overlap between neighboring sites. In contrast, the specific distribution of the CLS leads to destructive interference, thereby preventing it from hopping outwards and rendering it as an exact eigenstate [59, 62]. As the distinction between FBs in the atomic limit and induced by quantum interference is clearly reflected in real-space properties of the localized states, we derive a general theoretical framework for FB by examining the CLS as a universal characteristic. Specifically, we construct FBs by first identifying a CLS. After that, we can generate a family of them by translating the Bravais-lattice (BL) vector \mathbf{R} to span the Hilbert space of the FB (they may be incomplete in some FB models, see section IV for details).

Practically, it is also important to incorporate the symmetry of the Hamiltonian. For a set of Wannier-like functions, they are called symmetric if they form a representation of the considered group [61, 66–69]. Due to the existence of a macroscopically degenerate subspace of the FB, we note that a symmetric CLS under point group symmetry always exists. For the sake of clarity, we denote the space group of the system as \mathcal{S} , and \mathcal{G} is a point group and also a subgroup of \mathcal{S} . Suppose a FB is characterized by Φ_{CLS} that does not respect \mathcal{G} , we can generate a set of states as $\varphi_i = g_i \Phi_{\text{CLS}}$ where g_i is the operator corresponds to a point group element. These states are closed under all the group elements and naturally carry a representation. Also since the Hamiltonian has the symmetry, $[H, g_i] = 0$ so that each φ_i is still a localized eigenstate with identical energy. From the above

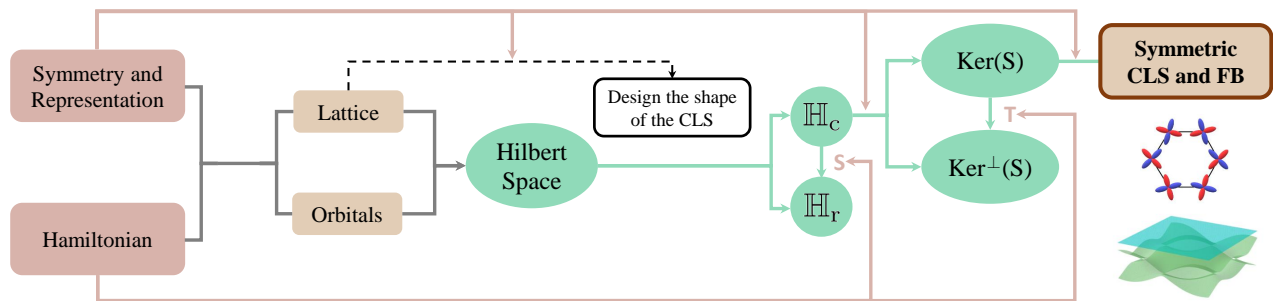


FIG. 1. Real space recipe for constructing FBs in this work. It applies to general lattice structures and atomic orbitals. The key is to identify a symmetric CLS.

analysis, we can conclude that it is always possible to impose proper linear combinations of φ , resulting in ψ_i that carry an Irrep of the point group. From this viewpoint, they are similar to molecular orbitals with point group symmetry but not translation symmetry. For simplicity, we consider a symmorphic space group, which allows us to obtain \mathcal{G} by $\mathcal{G} = \mathcal{S}/\mathcal{T}$ as a quotient group with \mathcal{T} the normal translation subgroup. Hereafter, we denote the symmetric CLSs as $|w(\mathbf{R})\rangle$ with \mathbf{R} as the center of the state, and they serve as the backbone of our construction.

B. Construction of symmetric CLS

As a symmetric CLS, its shape should be compatible with the symmetry. Specifically, this indicates that the Hilbert space of the occupied sites is closed under all the point group operations. To construct the symmetric CLS, it is necessary to first specify the origin of all the operations. We choose the WPs (of the space group \mathcal{S}) with unit multiplicity, e.g. 1a WP, which can realize the full point group symmetry. Subsequently, we design the shape of the CLS by generating a set of lattice sites from a single site adjacent to the origin, denoted as \mathbf{q} , as

$$\text{Orb}_{\mathbf{q}} = \{O_g \mathbf{q} | g \in \mathcal{G}\}. \quad (2)$$

Here, O_g is the d -dimensional spatial transformation of the point group operation. \mathbf{q} could occupy any WP according to the specific lattice structure. We denote the distinct sites as $\{\delta_i\}$, and all these sites share a conjugated stabilizer group and hence belong to the same WP [68]. As a further physical requirement, we demand that \mathbf{q} should not coincide with the origin, otherwise $\{\delta_i\}$ only contains one site and this is exactly the atomic limit. This procedure naturally provides the minimal candidate of the symmetric CLS, and we denote the corresponding Hilbert space as \mathbb{H}_c . Formally, the set (Eq. (2)) is referred to as a \mathcal{G} -orbit [70], and in general, it is allowed to design the shape of the CLS as the union of several \mathcal{G} -orbits. However, it is always convenient to start from the simplest one. After specifying the candidate CLS sites, the total Hilbert space of the system is partitioned as $\mathbb{H}_c \oplus \mathbb{H}_r$, i.e., a direct sum of the subspace spanned by

the orbitals on candidate CLS sites and the rest of the system. Hence, the overall Hamiltonian takes

$$H = \begin{bmatrix} H_c & S^\dagger \\ S & H_r \end{bmatrix} \quad (3)$$

with S the hopping from \mathbb{H}_c to \mathbb{H}_r . The wavefunction of the symmetric CLS should take $|w(\mathbf{R})\rangle = \{\psi, 0\}$ in the basis $\{\mathbb{H}_c, \mathbb{H}_r\}$. Accordingly, we set up a general criterion for a CLS as

$$S\psi = 0 \quad H_c\psi = E_{\text{FB}}\psi \quad (4)$$

which are equivalent to the Schrodinger equation $H|w(\mathbf{R})\rangle = E_{\text{FB}}|w(\mathbf{R})\rangle$. The FB in the atomic limit is a special case that satisfies these two conditions, but we are interested in the case where S has non-zero hopping elements.

The first condition in Eq. (4) has a clear physical interpretation. It indicates that the CLS associated with a FB, as an eigenstate, must exhibit a vanishing hopping amplitude outward. We refer to it as the interference condition, which can be intuitively understood as that the wavefunction is trapped in the region as designed. In realistic TB models, the hoppings should vanish when two orbitals are far enough, therefore \mathbb{H}_r is truncated from a macroscopic number of lattice sites to a few ones adjacent to \mathbb{H}_c , which become much smaller and denoted as \mathbb{H}_{tr} . In this sense, S could be simplified as a linear mapping between these two Hilbert subspaces of only several sites. We now establish a general procedure to obtain symmetric CLSs. First, the mapping S , determined by the parameters of the model, must have a non-empty kernel to allow the CLS to live within. Second, we further search for eigenstates in $\text{Ker}(S)$ to qualify as a CLS. Notably, our setup naturally guarantees that both \mathbb{H}_c and \mathbb{H}_{tr} are closed under the symmetry operations, therefore we can implement both the steps with the aid of symmetries and corresponding representations, which is not limited to special lattices. To be more specific, we decompose \mathbb{H}_c and \mathbb{H}_{tr} based on the Irreps of \mathcal{G} , and only the couplings between the same Irreps are allowed by symmetry. This provides us an insightful classification: for some models, the decomposition yields different Irreps for

\mathbb{H}_c and \mathbb{H}_{tr} , therefore we could directly identify $\text{Ker}(S)$. Typical examples include the famous Kagome, pyrochlore (line graph) [1, 2, 59], Lieb (split graph) [41, 71] and Dice lattice [59] with s -orbitals, where specific lattice geometry plays an essential role and we call them lattice-dominant. Another situation is that \mathbb{H}_c and \mathbb{H}_{tr} share the same Irreps hence symmetries alone do not guarantee a non-empty $\text{Ker}(S)$. In this case, it is still possible to get a kernel by eliminating a particular coupling channel labeled by the Irrep, and we call them lattice-assisted. Practically, we can explicitly study the hoppings. Noticed that if two hopping vectors are related by an operation in \mathcal{G} , the corresponding matrices $t^{(ij)}$ essentially transform to each other up to a unitary transformation. This could simplify the mathematical structure of S (see Eq. (8) as an example), thus assisting us in determining $\text{Ker}(S)$. After obtaining a non-empty kernel, the interference condition is satisfied, and we formally have $\mathbb{H}_c = \text{Ker}(S) \oplus \text{Ker}^\perp(S)$ with $\text{Ker}^\perp(S)$ the orthogonal complement of the kernel. The states in $\text{Ker}(S)$, which are already decoupled from \mathbb{H}_r , are the candidates of the symmetric CLS. Naturally, the next step is to further decouple these states from $\text{Ker}^\perp(S)$ to distinguish eigenstates, thus also fulfilling the second condition in Eq. (4). Similarly, all the states are classified according to Irreps to simplify the analysis. We will use concrete examples with specified \mathcal{G} for illustration in the following.

We notice that when including longer-range hoppings, the dimension of \mathbb{H}_{tr} grows rapidly, resulting in a significant increase in the complexity of S . Consequently, constructing a model with a non-empty $\text{Ker}(S)$ becomes exceedingly challenging. This complexity elucidates why practical materials can only support narrow bands instead of strict FBs. For the sake of theoretical simplicity, we will mainly focus on models with only nearest-neighbor hoppings hereafter. Also, we consider the symmetric CLS corresponding to a non-degenerate FB. It carries a one-dimensional Irrep as

$$|w(\mathbf{R})\rangle \xrightarrow{g \in \mathcal{G}} |w(\mathbf{R})\rangle \chi_g. \quad (5)$$

III. APPLICATION AND EXAMPLES

A. 2D d -orbital honeycomb model

We study the 2D honeycomb lattice with nearest-neighbor hoppings as the first example of our framework and show how the criterion Eq. (4) works. The lattice lacks a frustrated structure (such as the Kagome lattice) that naturally causes destructive interference and therefore is not generally recognized as a paradigm for studying FBs. Remarkably, introducing orbital degree of freedom enriches its nature, as illustrated below. The honeycomb lattice has point group $\mathcal{G} = C_{6v}$. We set the origin on the 1a WP, and the atoms occupy 2b WPs. The model has a chiral symmetry corresponding to a τ_z in the sublattice space, resulting in a symmetric energy

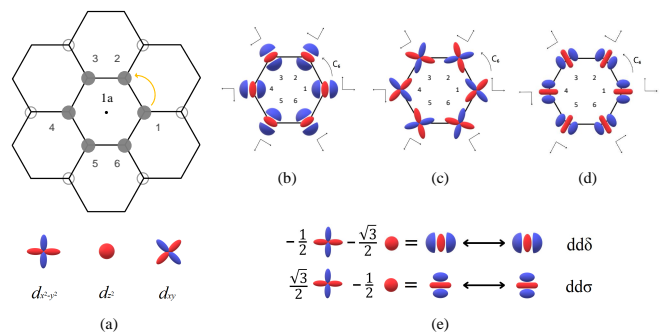


FIG. 2. (a) The shape of the symmetric CLS, which centers around the 1a WP (which realizes the point group symmetry \mathcal{G}), and occupies the six shaded sites (2b WP). The yellow arrow indicates its generation. The CLS has six nearest neighbors marked by the circles. Schematic plot of three types of basis with i labels the CLS sites (b) $|\delta, i\rangle$. (c) $|\pi, i\rangle$. (d) $|\sigma, i\rangle$. (e) Illustration of $|\delta\rangle$ and $|\sigma\rangle$.

spectrum. Applying our construction scheme, we start from a 2b site adjacent to the origin and perform all the elements of \mathcal{G} to generate the shape of the CLS, resulting in a hexagon (Fig. 2(a)). The CLS will only occupy these six sites. To demonstrate the generality of our scheme, we place three spinless degenerate $d_{x^2-y^2}, d_{z^2}, d_{xy}$ orbitals on each site. It is compatible with symmetry and is also common in transition-metal materials. The SOC is suppressed, i.e., $\lambda_{\alpha\beta}^{ij} = 0$ in Eq. (1). This setting renders \mathbb{H}_c and \mathbb{H}_{tr} both 18-dimensional. Utilizing the point group $\mathcal{G} = C_{6v}$ and its character table (Table I), we calculate the character of \mathbb{H}_c and \mathbb{H}_{tr} to decompose them as

$$2A_1 \oplus 2B_1 \oplus A_2 \oplus B_2 \oplus 2E_1 \oplus 2E_2 \quad (6)$$

with $A, B(E)$ a one (two)-dimensional Irrep of the point group C_{6v} . Noticing that all the Irreps appear in the decomposition of both the two subspaces, symmetry does not guarantee a kernel and further studies on S are required.

1. Slater-Koster formalism

To capture the hopping terms between high orbitals in the model, we now employ two-center Slater-Koster (SK) integrals [65] as a physical approximation. The potentials on each site are approximated as spherical, allowing us to classify the hoppings by angular momentum projected onto the hopping directions, referred to as $\sigma/\pi/\delta$ -bondings for d -orbitals respectively. In this model, all the nearest-neighbor hoppings are related by the six-fold rotation, we refer to such hoppings related by symmetries as the same type hereafter. The hopping along x

direction takes

$$t^x = \frac{1}{4} \begin{bmatrix} 3dd\sigma + dd\delta & \sqrt{3}(-dd\sigma + dd\delta) & 0 \\ \sqrt{3}(-dd\sigma + dd\delta) & dd\sigma + 3dd\delta & 0 \\ 0 & 0 & 4dd\pi \end{bmatrix} \quad (7)$$

where the others are written as $D^n(C_{6z})t^x D^{-n}(C_{6z})$ with $D(C_{6z})$ the representation of C_{6z} in the d -orbital basis. The lattice structure provides a one-to-one correspondence between each CLS site and its neighbor (Fig. 2(a)). Hence, the mapping S explicitly takes a simple block-diagonal form as

$$S = \bigoplus_{n=0}^5 D^n(C_{6z})t^x D^{-n}(C_{6z}). \quad (8)$$

We then calculate the determinant of S , which reduces to the determinant of t^x due to its block-diagonalized feature. The interference condition provides a prerequisite for obtaining a FB as $\text{Det}(t^x) \sim dd\delta \cdot dd\pi \cdot dd\sigma = 0$. To provide an intuitive understanding of this condition, we take a specific linear combination of the d -orbitals as $|\delta\rangle = (-1/2)|d_{x^2-y^2}\rangle - (\sqrt{3}/2)|d_{z^2}\rangle$, $|\pi\rangle = |d_{xy}\rangle$, $|\sigma\rangle = (\sqrt{3}/2)|d_{x^2-y^2}\rangle - (1/2)|d_{z^2}\rangle$ based on the local rotated coordinates. Their hoppings along x direction are given by $dd\delta$, $dd\pi$, $dd\sigma$, respectively. To satisfy the interference condition, the strength of a certain bonding should be negligible. Similar conditions have been termed as the block hopping scheme in a very recent study [58]. We visualize these orbitals in Fig. 2(b)~(e), and it is convenient to take them as new orthonormal basis on each site. Each set of the basis (Fig. 2(b)~(d)) span a 6-dimensional subspace and we can decompose them as

$$\begin{aligned} \text{Span}\{|\delta, i\rangle\} &= A_1 \oplus B_1 \oplus E_1 \oplus E_2 \\ \text{Span}\{|\pi, i\rangle\} &= A_2 \oplus B_2 \oplus E_1 \oplus E_2 \\ \text{Span}\{|\sigma, i\rangle\} &= A_1 \oplus B_1 \oplus E_1 \oplus E_2. \end{aligned} \quad (9)$$

When $dd\delta/(dd\pi)/(dd\sigma) = 0$, corresponding coupling channels in Eq. (6) are blocked, leading to a non-empty $\text{Ker}(S)$ spanned by the wavefunctions $|\delta/(\pi)/(\sigma), i\rangle$. Notably, when only considering the lattice degree of freedom, the hopping is just a number. $\text{Ker}(S)$ is typically empty unless $t^x = 0$, corresponding to the trivial atomic limit. In contrast, t^x with the orbital degree of freedom (Eq. (7)) allows for more possibilities. Although the geometric structure of the lattice itself does not directly produce destructive interference, additional orbital degree of freedom allows this interference to equivalently occur in the internal space thereby trapping a CLS.

It is now necessary to specify the parameters to produce a non-empty $\text{Ker}(S)$ and further practical FBs. Considering the anisotropy of the high-orbitals in realistic materials, $|dd\sigma| > |dd\pi| \gg |dd\delta|$ usually holds, we set the SK integrals as $\mathbf{d} = (dd\sigma, dd\pi, dd\delta) = (4, 0, 0)$ as the first illustrative example. A common factor t is disregarded without losing generality. Now $\text{Ker}(S)$ is spanned

by $|\delta, i\rangle$ and $|\pi, i\rangle$. Invoking Eq. (9), we have

$$\begin{aligned} \text{Ker}(S) &= A_1 \oplus B_1 \oplus A_2 \oplus B_2 \oplus 2E_1 \oplus 2E_2 \\ \text{Ker}^\perp(S) &= \text{Span}\{|\sigma, i\rangle\} = A_1 \oplus B_1 \oplus E_1 \oplus E_2. \end{aligned} \quad (10)$$

We focus on the one-dimensional Irreps (A, B) for searching non-degenerate FBs. The next step is to distinguish eigenstates in $\text{Ker}(S)$. Manifestly, Irreps A_2 and B_2 only appear in $\text{Ker}(S)$. As long as the point group symmetry is preserved, their couplings with any states in $\text{Ker}^\perp(S)$ are forbidden. Therefore, they must be eigenstates and each of them is exactly the symmetric CLS in this model. The explicit form of the wavefunctions could be obtained from the projection operators defined as [72]

$$\hat{P}^{(\Gamma^n)} = \frac{d_n}{|\mathcal{G}|} \sum_{g \in \mathcal{G}} \chi^{(\Gamma^n)}(g) \hat{P}_g. \quad (11)$$

Here, d_n is the dimensionality of the Irrep and χ is the character. \hat{P}_g is the corresponding operator of g acting on the state. After the projection, the wavefunction $\hat{P}^{(\Gamma^n)}|\varphi_i\rangle$ carries the Irrep Γ^n . Following this step, we express the A_2 -CLS wavefunction in a unified coordinate as

$$|w(\mathbf{R})\rangle = \sum_i -\sin\theta_i |d_{x^2-y^2}, \mathbf{R}, i\rangle + \cos\theta_i |d_{xy}, \mathbf{R}, i\rangle \quad (12)$$

where $\theta_i = 2(i-1)\pi/3$ and each atomic orbital is located at $(\mathbf{R} + \boldsymbol{\delta}_i)$, with $\boldsymbol{\delta}_i$ defined in Eq. (2) and measured from the center of the CLS. The energy of the FB is calculated as $E_{\text{FB}} = -4.5$. Also, the two symmetric CLSs (A_2, B_2) are related by the chiral symmetry operator τ_z and hence possess opposite energies. We plot the bands in Fig. 3(a) to verify our analysis, as well as the CLSs. Intriguingly, the band structure and the density of states (DOS) resemble two sets of Kagome-like bands with slight deviation quantitatively, while the underlying lattice is a honeycomb. This might be explained as the formation of a bond-centered Kagome lattice [73]. To further understand the nature of these two FBs, it is worth noticing that the associated CLSs are only composed of the $d_{x^2-y^2}/d_{xy}$ doublet. They form the $A_2(B_2)$ Irrep and their couplings with \mathbb{H}_{tr} are eliminated as long as the π -bonding is negligible. Therefore, the corresponding FB will survive with $dd\sigma$ and $dd\delta$ varied, though it may not be realistic in materials.

Interestingly, $\mathbf{d} = (4, 0, 0)$ is not the only FB condition in this model according to our theory. We can relax the constraints to only $dd\delta = 0$, which may mimic the parameters in real materials better. In this case, the kernel is spanned by $|\delta, i\rangle$. The decomposition yields

$$\begin{aligned} \text{Ker}(S) &= \text{Span}\{|\delta, i\rangle\} = A_1 \oplus B_1 \oplus E_1 \oplus E_2 \\ \text{Ker}^\perp(S) &= A_1 \oplus B_1 \oplus A_2 \oplus B_2 \oplus 2E_1 \oplus 2E_2. \end{aligned} \quad (13)$$

We still concentrate on one-dimensional Irreps. To decouple the wavefunctions in $\text{Ker}(S)$, we investigate the

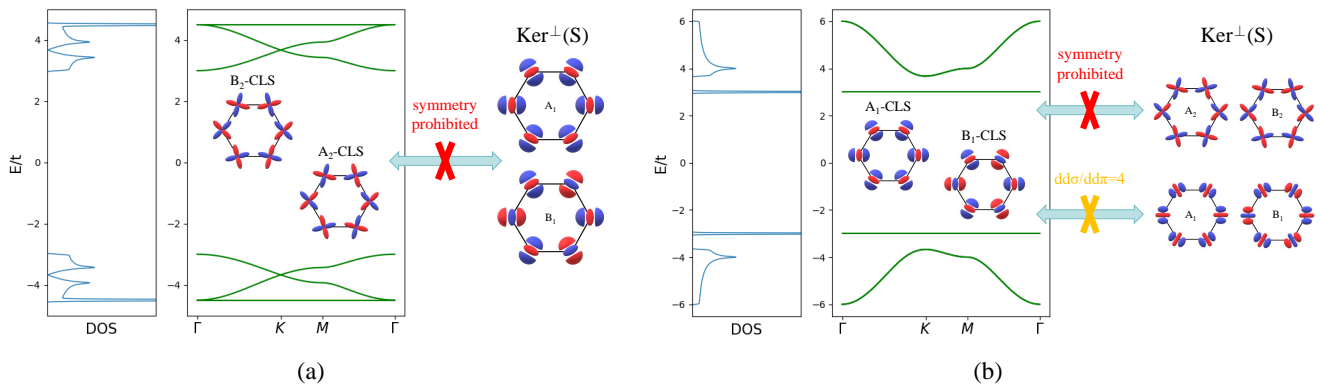


FIG. 3. Band structure and DOS of the d -orbital honeycomb model. (a) Parameters $\mathbf{d} = (4, 0, 0)$. The A_2 and B_2 states in $\text{Ker}(S)$ are decoupled to $\text{Ker}^\perp(S)$, therefore manifest as the CLSs that give rise to FBs. (b) $\mathbf{d} = (4, 1, 0)$. The couplings within the subspace A_1 and B_1 vanish when $dd\sigma/dd\pi = 4$, which leads to the FBs.

hopping channels labeled by the Irrep, which formally takes

$$H^{(\Gamma^n)} = \begin{bmatrix} H_S & T^\dagger \\ T & H_S^\perp \end{bmatrix} \quad \Gamma^n = A_1, B_1. \quad (14)$$

This is analogous to Eq. (3). Here, $H_S^{(\perp)}$ denotes the Hamiltonian of the Γ^n state in the subspace $\text{Ker}^{(\perp)}(S)$ and T is their coupling. Following a similar route, we denote the CLS as $\{\psi, 0\}$ in the basis $\{\text{Ker}(S), \text{Ker}^\perp(S)\}$.

The conditions for obtaining a FB are

$$T\tilde{\psi} = 0 \quad H_S\tilde{\psi} = E_{\text{FB}}\tilde{\psi} \quad (15)$$

alike to Eq. (4). They might be satisfied by further fine-tuning the parameters to a proper regime. In our model, H_S and T are both numbers. Therefore, the latter in Eq. (15) naturally holds. To calculate $T^{(\Gamma^n)}$, we apply $\hat{P}^{(\Gamma^n)}$ (Eq. (11)) on the basis $|\delta, i\rangle$ and $|\sigma, i\rangle$ to obtain the wavefunctions (Fig. 3(b)) and later their couplings, which is $T^{(\Gamma^n)} = \pm 3\sqrt{3}(dd\sigma - 4dd\pi)/32$, where the plus (minus) sign is for $\Gamma^n = A_1(B_1)$. When $dd\sigma/dd\pi = 4$, the coupling vanishes and two chiral FBs with the A_1 -CLS and B_1 -CLS are expected, which are verified in Fig. 3(b) by setting $\mathbf{d} = (4, 1, 0)$. The wavefunction of the positive-energy A_1 -CLS is given by

$$|w(\mathbf{R})\rangle = \sum_i -\frac{\cos\theta_i}{2} |d_{x^2-y^2}, \mathbf{R}, i\rangle - \frac{\sqrt{3}}{2} |d_{z^2}, \mathbf{R}, i\rangle - \frac{\sin\theta_i}{2} |d_{xy}, \mathbf{R}, i\rangle \quad (16)$$

which has non-zero components on all the three d -orbitals we consider. We observe that the FBs in Fig. 3(a) touch another dispersive band at Γ , while in Fig. 3(b) the FBs are fully-gapped. We will discuss it in detail in the section IV.

2. Application to SOC

In realistic materials, the SOC is prevalent, particularly in heavy compounds. Extensive research have revealed that it can alter the band structure, leading to topological nontrivial bands [74, 75]. Nevertheless, achieving strict FBs in the presence of the SOC remains relatively underinvestigated. Remarkably, our construction scheme naturally applies when the SOC is included

in real space. We double the Hilbert space of the previous model and introduce the leading on-site SOC term as

$$\langle d_{x^2-y^2}, s_z | \lambda \mathbf{L} \cdot \mathbf{S} | d_{xy}, s'_z \rangle = 2i\lambda s_z \cdot \delta_{s_z, s'_z} \quad (17)$$

which couples $d_{x^2-y^2}$ and d_{xy} with the same spin on the same site. The SOC term in Eq. (1) is reduced to $i \sum_{\alpha\beta} \sum_i \lambda_{\alpha\beta} c_{i,\alpha}^\dagger c_{i,\beta}$. The spin component s_z is a good quantum number of the system and the two spins are related by time reversal and effectively exhibit opposite coupling strength λ . Hence, it is not necessary to involve the double-group representation. Instead, we only focus on the spin-up component, with the point group symmetry lowered from $\mathcal{G} = C_{6v}$ to C_6 (since spin is inverted under mirror as a pseudovector). Based on the new symmetry and corresponding character table (Table I), the

C_{6v}	E	C_2	$2C_3$	$2C_6$	$3\sigma_d$	$3\sigma_v$	C_6	E	C_6	C_3	C_2	C_3^2	C_6^5
A_1	1	1	1	1	1	1	A	1	1	1	1	1	1
A_2	1	1	1	1	-1	-1	B	1	-1	1	-1	1	-1
B_1	1	-1	1	-1	-1	1	E'_1	1	ω	ω^2	-1	ω^4	ω^5
B_2	1	-1	1	-1	1	-1	E'_2	1	ω^5	ω^4	-1	ω^2	ω
E_1	2	-2	-1	1	0	0	E''_1	1	ω^2	ω^4	1	ω^2	ω^4
E_2	2	2	-1	-1	0	0	E''_2	1	ω^4	ω^2	1	ω^4	ω^2
$\chi_{c, \text{tr}}$	18	0	0	0	0	2	$\chi_{c, \text{tr}}$	18	0	0	0	0	0

TABLE I. Character table of C_{6v} and C_6 , $\omega = \exp(i\pi/3)$. $\chi_{c, \text{tr}}$ is the character of $\mathbb{H}_{c, \text{tr}}$ as a representation space.

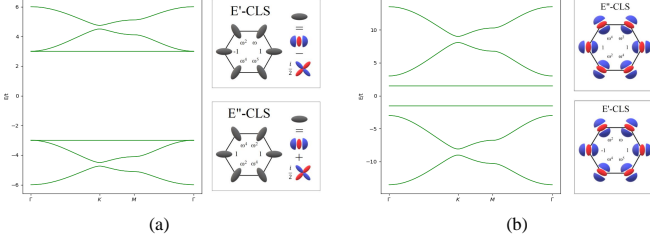


FIG. 4. Band structure of the d -orbital honeycomb model with the SOC. The parameters are (a) $\mathbf{d} = (4, 0, 0)$, $\lambda = \pm 1.5$, (b) $\mathbf{d} = (4, 1, 0)$, $\lambda = \pm 7.5$. Assuming positive λ , the right panel shows the spin-up complex-valued CLSs.

decomposition in Eq. (9) is modified to

$$\text{Span}\{|\delta(\pi)(\sigma), i\rangle\} = A \oplus B \oplus E'_1 \oplus E'_2 \oplus E''_1 \oplus E''_2. \quad (18)$$

Here, A, B denote ordinary one-dimensional Irreps of C_6 while $E'_{i=1,2}(E''_{i=1,2})$ are one-dimensional Irreps but related by time reversal with conjugated eigenvalues. We could construct FBs by repeating the aforementioned procedure. Since the hopping terms are intact, a non-empty $\text{Ker}(S)$ still requires $dd\delta \cdot dd\pi \cdot dd\sigma = 0$. Then, we investigate the Hamiltonian of each subspace Γ^n (Eq. (14)) and verify that no real-valued CLSs exist when $\lambda \neq 0$. Following Eq. (15), we discover FBs with the parameters tuned to $\mathbf{d} = (4, 0, 0)$, $\lambda = \pm 1.5$ or $\mathbf{d} = (4, 1, 0)$, $\lambda = \pm 7.5$, respectively (Fig. 4). The corresponding complex-valued CLSs of the spin-up sector are also shown, while the spin-down CLS can be obtained by imposing a complex conjugation. Noticed that while the CLSs in Fig. 3(a) are analogous to the early p -orbital honeycomb model in optical lattice [7, 35], the rest (Fig. 3(b))

and Fig. 4(a)(b)) are significantly distinct. This emphasizes the significance of exploiting the orbital degree of freedom and demonstrates the high-orbital system as a versatile platform for exploring FBs.

B. 3D simple cubic lattice model

Our construction scheme could be well applied to any dimensions. In the following, we search for FBs over the whole 3D BZ in 3D lattices, which are much scarcer

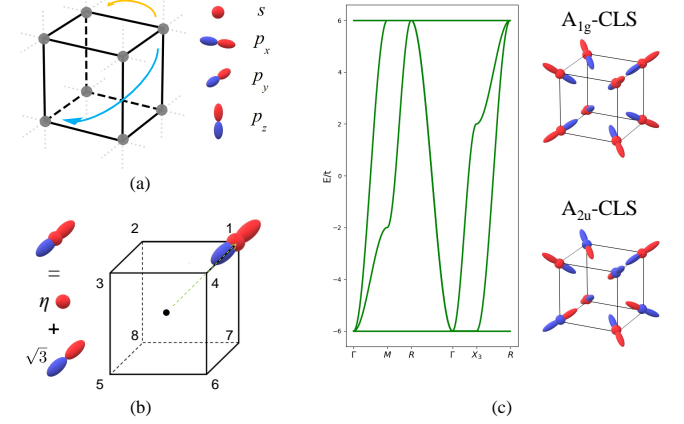


FIG. 5. (a) Simple cubic lattice with s, p_x, p_y, p_z orbitals. The yellow arrow (four-fold rotation C_{4z}) and blue arrow (inversion I) indicate the generation of the shape of the CLS. (b) Schematic plot of the basis $|\varphi_1, i\rangle$ on site 1, which is a hybridization of the s -orbital and p_u -orbital with \mathbf{u} points from the center of the cubic to the corner. (c) Band structure and corresponding CLSs of the 3D FBs. The parameters are $ss\sigma = 1, sp\sigma = \sqrt{3}, pp\sigma = -3, pp\pi = 0$.

both theoretically and experimentally. We take a general simple cubic lattice with four degenerate s, p_x, p_y, p_z orbitals residing on each site, also with nearest-neighbor hoppings. The point group of the system is $\mathcal{G} = O_h$. Notice that all the hopping vectors can be related by the operations in \mathcal{G} , the system only exhibits a unique type of hopping as well. We set the origin of the point group operations on 1a WP, i.e., the center of the cubic, and the atoms occupy 1b WPs. Starting from a neighboring site, its \mathcal{G} -orbit includes eight sites with a cubical shape (Fig. 5(a)). Each candidate CLS site has three neighbors outside the cubic, and the corresponding mapping S from \mathbb{H}_c to \mathbb{H}_{tr} diagonalizes into rectangle blocks as

$$S^T = \text{Diag}([t^x, t^y, t^z], [t^{\bar{x}}, t^y, t^z], [t^{\bar{x}}, t^{\bar{y}}, t^z], [t^x, t^{\bar{y}}, t^z], [t^{\bar{x}}, t^y, t^{\bar{z}}], [t^x, t^y, t^{\bar{z}}], [t^x, t^{\bar{y}}, t^{\bar{z}}], [t^{\bar{x}}, t^{\bar{y}}, t^{\bar{z}}]). \quad (19)$$

Here, we label the hopping t by their direction. Specifically, t^x is the 4×4 hopping matrix in x -direction which

takes

$$t^x = \begin{bmatrix} ss\sigma & -sp\sigma & 0 & 0 \\ sp\sigma & pp\sigma & 0 & 0 \\ 0 & 0 & pp\pi & 0 \\ 0 & 0 & 0 & pp\pi \end{bmatrix}. \quad (20)$$

All other hoppings can be obtained by applying unitary transformation on t^x . Investigating each rectangle block, we find that a non-empty $\text{Ker}(S)$ demands $ss\sigma \cdot pp\sigma + sp\sigma^2 = 0$ and $pp\pi = 0$ with some algebra. Hence, we set $ss\sigma = 1$, $sp\sigma = \eta$ and $pp\sigma = -\eta^2 < 0$ hereafter. In this regime, the kernel is 8-dimensional spanned by the wavefunctions

$$|\varphi_1, i\rangle = C(\eta|s\rangle + \sqrt{3}|p_u\rangle) \quad (21)$$

where i labels the CLS sites and $C = 1/\sqrt{\eta^2 + 3}$ is for normalization. \mathbf{u} points from the center of the cubic to the corner (Fig. 5(b)). Accordingly, we further define

$$\begin{cases} |\varphi_2, i\rangle = C(-\sqrt{3}|s\rangle + \eta|p_u\rangle) \\ |\varphi_3, i\rangle = |p_v\rangle \\ |\varphi_4, i\rangle = |p_w\rangle \end{cases} \quad (22)$$

together with $|\varphi_1, i\rangle$ to serve as a set of orthonormal basis on each site, where $\mathbf{u}, \mathbf{v}, \mathbf{w}$ are perpendicular unit vectors to guarantee orthogonality. With a non-empty $\text{Ker}(S)$, we utilize the Irreps of O_h to perform decompositions as $\text{Ker}(S) = A_{1g} \oplus A_{2u} \oplus T_{1u} \oplus T_{2g}$ and $\text{Ker}^\perp(S) = A_{1g} \oplus A_{2u} \oplus E_g \oplus E_u \oplus T_{1g} \oplus 2T_{1u} \oplus 2T_{2g} \oplus T_{2u}$, with $A/E/T$ a one/two/three-dimensional Irrep of the point group O_h , respectively. Non-degenerate FBs will emerge if we could eliminate the couplings $T^{(\Gamma^n)}$ where $\Gamma^n = A_{1g}, A_{2u}$. To achieve that, we use $P^{(\Gamma^n)}$ defined in Eq. (11) to explicitly obtain the wavefunctions. A schematic depiction of the A_{1g} and A_{2u} states in $\text{Ker}(S)$ is plotted in Fig. 5(c). The A_{1g} one has identical amplitude on the basis $|\varphi_1, i\rangle$, resulting in an ‘‘all-in-all-out’’ orbital order; while the other A_{2u} one has a staggered configuration. Their counterparts in $\text{Ker}^\perp(S)$ share similar characters, but on the basis $|\varphi_2, i\rangle$. With their concrete forms, we directly calculate their couplings as $T^{(\Gamma^n)} \propto \eta(\eta^2 - 3)$, which vanishes by tuning the parameters to $\eta = \pm\sqrt{3}$. We verify the existence of 3D FBs in Fig. 5(c) by plotting the bands along the high symmetry points in the 3D BZ. Intriguingly, the FBs exhibit touchings along high-symmetry lines instead of on a single point, resulting in a nodal-line structure (see SM [70] for complementary band structures). We will provide a comprehensive analysis of them in later discussions (see section IV).

C. Embedding 2D CLSs in stacking structures

We have utilized our method to obtain FBs in the 2D honeycomb lattice and the 3D cubic lattice, characterized by hexagonal and cubical CLSs, respectively. Meanwhile, a 3D structure can be viewed as stacking 2D lattices, especially for recently prevalent Van der Waals materials [76, 77]. We now shift the spotlight to investigate the FBs in such stacking structures. Quite remarkably, we could construct FBs in such systems by simply embedding 2D CLSs in 3D lattices. Taking the aforementioned honeycomb model as a prototype, we now exclude the d_{z^2}

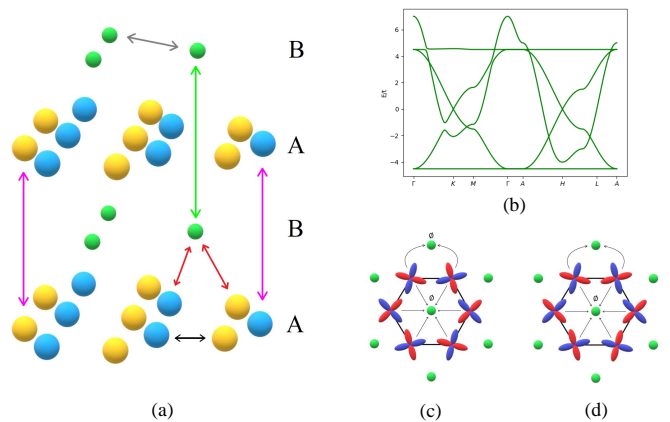


FIG. 6. (a) The 3D AB stacking lattice with three atoms in one unit cell. The model exhibits five types of hoppings as indicated by black, gray (within the same A/B layer), magenta, green (between two A/B layers) and red (between A-B layers). All the layers are stacked equidistantly in calculations and the lattice constant is set as $c = 2a$. (b) Band structure of the stacking model. The parameters are $\mathbf{d} = (4, 0, 0)$, $ss\sigma_{xy} = 1$, $sd\sigma = 0.5$, $ss\sigma_z = 0.5$. The FB exists provided that $dd\pi = dd\delta = 0$ as in Fig. 3(a). (c) Destructive interference (indicated by \emptyset) of the A_2 -CLS. All the orbitals are projected onto a plane. (d) The original B_2 -CLS. Only the hoppings to the central atoms cancel; thus, it does not strictly meet the interference condition.

orbital for simplicity, as its on-site energy may be far separated from the $d_{x^2-y^2}/d_{xy}$ doublet due to factors such as crystal field splitting. We employ this simplified four-band system to construct a 3D lattice by AB-stacking in the z direction. Fig. 6(a) illustrates the lattice, where the A layer corresponds to the original honeycomb lattice, while the B layer consists of s orbitals and aligns with the center of the honeycomb lattice, occupying a different WP and forming an in-plane triangular lattice. The point group symmetry of the system remains as $\mathcal{G} = C_{6v}$ (which may be promoted to D_{6h} if the layers are stacked equidistantly, but it is not necessary for the following analysis). Five types of hoppings are included in the new model, as indicated by the colored arrows in Fig. 6(a). Heuristically, due to the weak inter-layer coupling nature of Van der Waals materials, it is reasonable to speculate that the system could inherit FBs from the stacking layers. Therefore, it is beneficial to revisit the 2D CLSs in Fig. 3. If they still satisfy the general criterion (Eq. (4)) to manifest as a CLS in the new system, then the corresponding FB will not be disrupted. Since the d_{z^2} orbital is excluded, we can not expect FBs with $\mathbf{d} = (4, 1, 0)$ since its CLS has d_{z^2} component (Eq. (16)). Interestingly, one of the FBs with $\mathbf{d} = (4, 0, 0)$ does survive (Fig. 6(b)). To understand its nature, we first analyze the lattice structure. In the AB-stacking configuration, the d -orbitals in the A layer now have six new neighbors in the B layers (three from above and another three from below). We now study the influence of these new neighbors on the

original 2D CLSs. For the A_2 -CLS with $\chi_{C_{6z}} = 1$ and $\chi_{\sigma_d} = -1$, it has vanishing interlayer hopping amplitude, as shown in Fig. 6(c). Also, the coupling between two CLS in neighboring A layers is given by δ -bonding, which vanishes since $dd\delta = 0$. These two properties only rely on the original symmetry group \mathcal{G} and guarantee that the A_2 -CLS remains an eigenstate, irrespective of the specific stacking distances in the z -direction. Hence, this results in a 3D FB that is characterized by the original A_2 -CLS, with energy $E_{\text{FB}} = -4.5$. However, the hoppings from the original B_2 -CLS to the B layer are not exactly canceled as its $\chi_{\sigma_d} = 1$ (Fig. 6(d)). Therefore, the original FB with positive energy can not be completely flat when generalized to a 3D lattice (Fig. 6(b)). Nevertheless, since the interlayer couplings are relatively weak (we set $sd\sigma$ and $ss\sigma_z$ smaller than the other parameters in the calculation to reflect this feature), the bandwidth remains very narrow and still provides a strongly enhanced density of states.

We refer to the previous procedure as a (2+1)D construction, whose quintessence is to generalize a 2D FB model to a 3D one by straightforwardly utilizing the known 2D FBs together with their corresponding CLSs. Due to its symmetry and weak interlayer couplings, it could remain as an exact (or approximate) eigenstate of a new 3D model, leading to a 3D FB. While the FB models in lower dimensions have been extensively studied, (2+1)D construction could provide an intuitive real-space picture and new insights for obtaining and analyzing 3D FBs.

IV. BAND TOUCHING

A. General setup

Our construction scheme only relies on the existence of a corresponding CLS, which is the most common feature of a FB. For a more comprehensive understanding of these FBs, we now discuss the band touchings, i.e., they could be degenerate at some points (lines) with another dispersive band. Ref. [59] first points out its general real-space origin. Notably, neighboring CLSs with finite overlap are typically non-orthogonal but still linear-independent. It becomes more subtle when investigating all the N CLSs each located in the unit cell \mathbf{R} . Their linear independence could depend on the boundary condition of the lattice, termed as “real space topology” [59]. When all CLSs are subject to some constraints under periodic boundaries, which is necessary for obtaining band structures, they are incomplete to span the Hilbert space of the FB. To further illustrate the point, we define the Fourier transformation of the CLS in terms of its creation operator as

$$w_{\mathbf{k}}^\dagger = \sum_{\mathbf{R}} w^\dagger(\mathbf{R}) e^{i\mathbf{k}\cdot\mathbf{R}}. \quad (23)$$

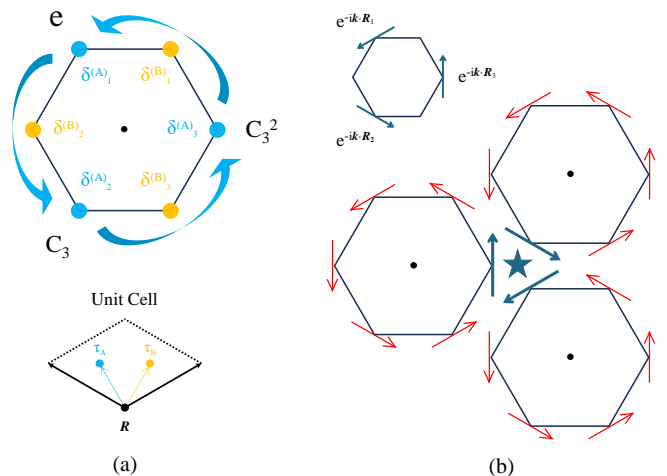


FIG. 7. (a) Definition of $\delta_i^{(s)}$ and τ_s in the hexagonal CLS. There is a one-to-one correspondence between $\delta_i^{(s)}$ and the C_3 group as $\delta_1^{(s)} = e\mathbf{q}^{(s)}$, $\delta_2^{(s)} = C_3\mathbf{q}^{(s)}$, $\delta_3^{(s)} = C_3^2\mathbf{q}^{(s)}$ with $\mathbf{q}^{(s)} = \delta_1^{(s)}$. The figure below shows the conventional unit cell. (b) Schematic plot of three adjacent CLSs. The arrows represent wavefunctions with internal orbital components and transform non-trivially under group operations. They overlap on the central site (marked by the star) but are plotted separately for clearance.

The states labeled by different \mathbf{k} are orthogonal. However, they span the same space as $w^\dagger(\mathbf{R})$ do since Fourier transformation is unitary. Hence, we conclude that $\sum_{\mathbf{R}} w^\dagger(\mathbf{R}) e^{i\mathbf{k}\cdot\mathbf{R}} |0\rangle = 0$ must hold for specific $\mathbf{k} = \mathbf{k}_0$ when the N CLSs are not linear independent. In this circumstance, the FB exhibits a singular touching (distinguished from accidental degeneracy) at \mathbf{k}_0 with another dispersive band, and extra eigenstates known as the non-contractible loop states (NLSs) compensate for the incompleteness [59, 60]. While the summation $w_{\mathbf{k}_0}^\dagger |0\rangle = \sum_{\mathbf{R}} w^\dagger(\mathbf{R}) e^{i\mathbf{k}_0\cdot\mathbf{R}} |0\rangle$ has N terms, we can simplify it by projecting onto the Hilbert space of a single site. Noticing that all the CLSs are spaced \mathbf{R} apart from each other, it is more convenient to study their components according to sublattices. Hence, we partition the occupied sites, generated from Eq. (2), as $\{\delta_i\} = \cup_s \{\delta_i^{(s)}\}$ with s labels the sublattice and i counts the number of the sites belonging to s -sublattice in a single CLS. Here, $\delta_i^{(s)}$ is measured from the center of the CLS and these sites belong to different conventional unit cells, we further denote $\mathbf{q}^{(s)} = \delta_1^{(s)}$ as a representative and $\mathbf{R}_i^{(s)} = \delta_i^{(s)} - \mathbf{q}^{(s)}$. Thus, $\delta_i^{(s)} = \mathbf{R}_i^{(s)} + \tau_s$ with τ_s the relative displacement of the sublattice in its home unit cell (see Fig. 7(a) for illustration, taking the hexagonal CLS as an example). With this definition, we divide the CLS located at \mathbf{R} into different sublattice components as $w^\dagger(\mathbf{R}) = \sum_s w_s^\dagger(\mathbf{R})$, and further expand it on the atomic orbital basis as

$$w_s^\dagger(\mathbf{R}) = \sum_{i,\nu} \psi_\nu(\delta_i^{(s)}) c_\nu^\dagger(\mathbf{R} + \delta_i^{(s)}) \quad (24)$$

with ν the internal index for orbital components. Since the lattice is translation-invariant, we now project

$$\sum_{\mathbf{R}} \sum_{i,\nu} \psi_{\nu}(\boldsymbol{\delta}_i^{(s)}) e^{i\mathbf{k}_0 \cdot \mathbf{R}} \langle 0 | c_{\mu}(\mathbf{R}_j + \boldsymbol{\tau}_s) c_{\nu}^{\dagger}(\mathbf{R} + \mathbf{R}_i^{(s)} + \boldsymbol{\tau}_s) | 0 \rangle = \sum_{\mathbf{R}'} \sum_{i,\nu} \psi_{\nu}(\boldsymbol{\delta}_i^{(s)}) e^{i\mathbf{k}_0 \cdot (\mathbf{R}' - \mathbf{R}_i^{(s)})} \langle 0 | c_{\mu}(\boldsymbol{\tau}_s) c_{\nu}^{\dagger}(\mathbf{R}' + \boldsymbol{\tau}_s) | 0 \rangle \quad (25)$$

where $\mathbf{R}' = \mathbf{R} + \mathbf{R}_i^{(s)}$. This leads to

$$\sum_i e^{-i\mathbf{k}_0 \cdot \mathbf{R}_i^{(s)}} \psi_{\mu}(\boldsymbol{\delta}_i^{(s)}) = 0. \quad (26)$$

We illustrate this formula in Fig. 7(b). When projecting $w_{\mathbf{k}_0}^{\dagger} | 0 \rangle$ on a particular site (marked by the star in Fig. 7(b)), the non-zero contributions only come from the s -sublattice components of several adjacent CLSs. We identify that the number of summation terms is exactly the cardinality of the set $\{\boldsymbol{\delta}_i^{(s)}\}$. The extra phase factors indicate that the contributions are from different CLSs that are spatially located \mathbf{R} apart from each other.

B. Structure group and touching criterion

The analysis above indicates that whether the touching is present is completely encoded in the CLS. While Eq. (26) could be useful in determining the touching point numerically, we find that symmetries and corresponding representations play a key role in deciphering the touching and also provide concise criterion (see Eq. (33)). This enriches the original ‘‘real space topology’’ that puts no emphasis on symmetries. Heuristically, we discover that we could set up a bijection between $\boldsymbol{\delta}_i^{(s)}$ and the group element of a point group, in this case $\mathcal{G}^s = C_3$ (Fig. 7(a)), i.e., $\boldsymbol{\delta}_i^{(s)} = O_{g_i} \mathbf{q}^{(s)}, g_i \in \mathcal{G}^s$. We term \mathcal{G}^s as the structure group of the (s -sublattice component of the) symmetric CLS. This observation can be made rigorous, and here we briefly sketch the main procedure. To find a one-to-one correspondence between $\{\boldsymbol{\delta}_i^{(s)}\}$ and the group elements of \mathcal{G}^s , the cardinality of $\{\boldsymbol{\delta}_i^{(s)}\}$ and the order of \mathcal{G}^s should match. Mathematically, we can infer the cardinality using the orbit-stabilizer theorem [70, 78]. To achieve that, we consider the following subgroup of \mathcal{G}

$$\mathcal{G}^s = \{g \in \mathcal{G} | O_g \mathbf{q}^s = \mathbf{q}^s + \mathbf{R}_g\} \quad (27)$$

which enables us to treat $\{\boldsymbol{\delta}_i^{(s)}\}$ as a \mathcal{G}^s -orbit, i.e., $\{\boldsymbol{\delta}_i^{(s)}\} = \{O_g \mathbf{q}^s | g \in \mathcal{G}^s\}$. The stabilizer subgroup is de-

finied as $w_{\mathbf{k}_0}^{\dagger} | 0 \rangle = 0$ onto the site in the $\mathbf{R}_j = 0$ unit cell with sublattice index s , without losing generality. This yields

finied as

$$\text{Stab} = \{g \in \mathcal{G}^s | O_g \mathbf{q}^s = \mathbf{q}^s\}. \quad (28)$$

Hence, $\text{Card}(\{\boldsymbol{\delta}_i^{(s)}\}) = |\mathcal{G}^s| / |\text{Stab}|$ according to the orbit-stabilizer theorem. We first traverse \mathcal{G}^s through all point groups (2D or 3D according to the lattice dimension). For each circumstance, spatial coordinates are classified into inequivalent WPs (of the point group \mathcal{G}^s) with different stabilizer subgroups, which are accessible on the Bilbao Crystallographic Server [79–81], where the coordinates of $\{\boldsymbol{\delta}_i^{(s)}\}$ are also displayed after \mathcal{G}^s and Stab are specified. Therefore, it is completely geometric to find proper operations that satisfy $\boldsymbol{\delta}_i^{(s)} = O_{g_i} \mathbf{q}^{(s)}$, where the complexity is that the g_i should be carefully specified to form a group. Notably, we can greatly simplify this enumeration process by taking advantage of group structures. We perform a coset decomposition as $\mathcal{G}^s = \cup_n (g_n \cdot \text{Stab})$, where each coset uniquely transform \mathbf{q} to a site [70]. This indicates that once we properly select the coset representatives g_n such that they form a group, the structure group is found. Detailed analysis based on this idea and tabulated structure groups are provided in the SM [70].

The purpose of introducing the structure group is to convert the summation in Eq. (26) into the summation of group elements, which enables the application of symmetry representations and their orthogonality. Regarding the phase factor $P_{\mathbf{k}_0}(g_i) = \exp(-i\mathbf{k}_0 \cdot \mathbf{R}_i^{(s)}) = \exp[-i\mathbf{k}_0 \cdot (O_{g_i} \mathbf{q}^{(s)} - \mathbf{q}^{(s)})]$, they could form a representation when \mathbf{k}_0 is a high symmetry point. Specifically, when $O_{g_i}^{-1} \mathbf{k}_0 = \mathbf{k}_0 + \mathbf{G}_i$ for all group elements of \mathcal{G}^s , where \mathbf{G}_i is a reciprocal lattice vector, we have

$$P(g_j)P(g_i) = P(g_j g_i). \quad (29)$$

If the symmetry of \mathbf{k}_0 lowers to a subgroup $\mathcal{H}^s \subset \mathcal{G}^s$. The phase factors only form a representation for $h_j \in \mathcal{H}^s$ but not \mathcal{G}^s . Nevertheless, we can perform a coset decomposition as $\mathcal{G}^s = \cup_n (\mathcal{H}^s g_n)$ and the following relation still holds

$$P(h_j)P(g_n) = P(h_j g_n). \quad (30)$$

The proof of these two relations is given in SM [70].

For a symmetric CLS corresponding to a non-degenerate FB, it is an eigenstate of an operation $g \in \mathcal{G}^s$. We apply g on $w_s^{\dagger}(\mathbf{R} = 0)$ as

$$\hat{g} [w_s^\dagger(\mathbf{R})] = \hat{g} \sum_{i,\nu} \psi_\nu(\boldsymbol{\delta}_i^{(s)}) c_\nu^\dagger(\boldsymbol{\delta}_i^{(s)}) = \sum_{i,\nu} \psi_\nu(\boldsymbol{\delta}_i^{(s)}) \sum_\mu c_\mu^\dagger(O_g \boldsymbol{\delta}_i^{(s)}) D_{\mu\nu}(g) = \chi_g \sum_{i,\nu} \psi_\nu(\boldsymbol{\delta}_i^{(s)}) c_\nu^\dagger(\boldsymbol{\delta}_i^{(s)}) \quad (31)$$

Here, g brings the wavefunctions at $\boldsymbol{\delta}_i^{(s)}$ to $O_g \boldsymbol{\delta}_i^{(s)}$, and the internal orbital components transform according to the symmetry representations. $D(g)$ is the representation matrix, which depends on what atomic orbital components the CLS has. This relation tells us that the wavefunctions on different CLS sites are related as

$$\psi(O_g \mathbf{q}^{(s)}) = D'(g) \psi(\mathbf{q}^{(s)}) \quad (32)$$

where we define a new representation $D'(g) = \chi_g^{-1} D(g)$, and ψ is treated as a column vector with the orbital index suppressed hereafter. Substitute Eq. (32) into Eq. (26), we rewrite it as

$$\sum_{g \in \mathcal{G}^s} P_{\mathbf{k}_0}(g) D'(g) \psi(\mathbf{q}^{(s)}) = 0. \quad (33)$$

On a high symmetry point \mathbf{k}_0 , we can treat $P(g)D'(g)$ as a direct product representation of \mathcal{G}^s . $P(g)$ only relies on \mathbf{k}_0 in reciprocal space, while $D'(g)$ is determined by the real space symmetric CLS, in particular, its orbital components ($D(g)$) and its own symmetry as a whole entity (χ_g). In practice, we specify a high symmetry \mathbf{k}_0 and then reduce $P(g)D'(g)$ into Irreps. When the reduction does not produce the trivial Irrep, $\sum_{g \in \mathcal{G}^s} P(g)D'(g) = 0$ and Eq. (33) hold, and otherwise it is invalid. This is guaranteed by the orthogonality of Irreps [70].

We are now well prepared to investigate the band touchings in the FB models previously constructed. The structure group of the d -orbital honeycomb model is $\mathcal{G}^s = C_3$, as intuitively shown in Fig. 7(a). We label all its Irrep as $L_z = 0, 1, 2$ according to their rotational eigenvalues. The only high symmetry points under C_3 are Γ and $K(K')$, furnishing the following Irrep

$$P_\Gamma(g) = 0 \quad P_K(g) = 1. \quad (34)$$

The model hosts FBs with $\mathbf{d} = (4, 0, 0)$ and $\mathbf{d} = (4, 1, 0)$. All the associated CLSs share $\chi_{C_3} = 1$ (Fig. 3). In the former case, the symmetric CLS is given by Eq. (12) with

$d_{x^2-y^2}/d_{xy}$ components. Therefore, $D'(g) = 1 \oplus 2$ and further $P_\Gamma(g)D'(g) = 1 \oplus 2$, $P_K(g)D'(g) = 0 \oplus 2$. We conclude that the only touching point is Γ . In the latter case, the symmetric CLS is given by Eq. (16) with additional d_{z^2} components, leading to $D'(g) = 0 \oplus 1 \oplus 2$. Thus, $P_{\Gamma,K}(g)D'(g)$ contains all the Irreps of C_3 and Eq. (33) does not hold and the FBs exhibit no touchings. These results only depend on the symmetric CLS obtained from the previous construction procedure, which can be confirmed before obtaining the band structures.

It is more interesting to investigate the touchings in the 3D cubic model. The structure group of the cubical CLS is Abelian $\mathcal{G}^s = C_{4h} \sim C_4 \times Z_2^I$, whose Irreps can be classified by eigenvalues under rotation and inversion. Its validity is verified by examining Fig. 5(b), where the sites labeled by 1-8 correspond to $C_{4h} = \{e, C_4, C_4^2, C_4^3, I, IC_4, IC_4^2, IC_4^3\}$ in order. As established, we consider the high symmetry points of C_{4h} , which are $\Gamma(0, 0, 0)$, $M = (\pi/a, \pi/a, 0)$, $R = (\pi/a, \pi/a, \pi/a)$, $X_3 = (0, 0, \pi/a)$, with

$$\begin{aligned} P_\Gamma(g) &= A_g & P_{X_3}(g) &= A_u \\ P_M(g) &= B_g & P_R(g) &= B_u. \end{aligned} \quad (35)$$

The A_{1g}/A_{2u} -CLSs share the same orbital components (s and $p_{x,y,z}$), but has their own eigenvalues of C_4 and I . We calculate $D'(g)$ for both of them and reduce them into Irreps after taking a direct product with $P(g)$ (Table II). According to our simple criterion, the FB characterized by the A_{1g} -CLS exhibits touching on M and R , while for the A_{2u} one on Γ and X_3 . It is in accordance with Fig. 5(c).

Despite its success, this does not account for all the touchings in the model, specifically the nodal-line touchings. On Γ - X_3 and M - R lines, the inversion symmetry is absent. Therefore $P(g)$ can not form a representation of $\mathcal{G}^s = C_{4h}$ but only of $\mathcal{H}^s = C_4$. To resolve it, we move back to Eq. (33) and rewrite the summation with the aid of a coset decomposition $\mathcal{G}^s = \cup_n (\mathcal{H}^s g_n)$ and Eq. (30), as

$$\sum_{g \in \tilde{C}^s} P(g)D'(g) = \sum_{h \in \mathcal{H}^s} \sum_{g_n} P(hg_n)D'(hg_n) = \sum_{g_n} \left(\sum_{h \in \mathcal{H}^s} P(h)D'(h) \right) P(g_n)D'(g_n). \quad (36)$$

Notice that $P(h)D'(h)$ still forms a representation of the subgroup \mathcal{H}^s , which is exactly the restricted representation $P(g)D'(g) \downarrow \mathcal{H}^s$. If this (reducible) representation still produces no trivial Irrep after reduction, then the summation remains vanishing. Armed

with this new conclusion, we find that for the A_{1g} -CLS, $P_M(g)D'(g) \downarrow C_4 = P_R(g)D'(g) \downarrow C_4 = 2B \oplus E$, supporting touchings on M - R line. Similar analysis holds for the A_{2u} -CLS on Γ - X_3 . On an ordinary momentum without any symmetry, \mathcal{H}^s only has trivial Irrep and

TABLE II. Reduction of $D'(g)$ and $P(g)D'(g)$ according to the Irreps of C_{4h} .

CLS	$D'(g)$	$P_{\Gamma}(g)D'(g)$	$P_{X_3}(g)D'(g)$	$P_M(g)D'(g)$	$P_R(g)D'(g)$
A_{1g}	$A_g \oplus A_u \oplus E_u$	$A_g \oplus A_u \oplus E_u$	$A_u \oplus A_g \oplus E_g$	$B_g \oplus B_u \oplus E_u$	$B_u \oplus B_g \oplus E_g$
A_{2u}	$B_g \oplus B_u \oplus E_g$	$B_g \oplus B_u \oplus E_g$	$B_u \oplus B_g \oplus E_u$	$A_g \oplus A_u \oplus E_g$	$A_u \oplus A_g \oplus E_u$

$\sum_h P(h)D'(h) \neq 0$, thus touching is not protected on such \mathbf{k} .

C. Summary

We summarize the main steps to diagnose band touchings after obtaining the symmetric CLS as follows:

1. Find the structure group \mathcal{G}^s of the CLS, whose group element has a one-to-one correspondence with the spatial coordinate of the site. They are all tabulated in SM [70].
2. Consider the high symmetry points \mathbf{k}_0 of \mathcal{G}^s , where $P_{\mathbf{k}_0}(g_i) = \exp(-i\mathbf{k}_0 \cdot \mathbf{R}_i^{(s)})$ furnish an Irrep.
3. Determine the representation $D'(g) = \chi_g^{-1}D(g)$ according to the CLS, with χ and D defined in Eq. (5) and Eq. (31).
4. Reduce $P_{\mathbf{k}_0}(g)D'(g)$ into Irreps of \mathcal{G}^s . A touching present on \mathbf{k}_0 if and only if the reduction does not produce the trivial Irrep.
5. Consider the continuous path connecting \mathbf{k}_0 with symmetry lowered to a non trivial subgroup \mathcal{H}^s . When the restricted representation $P_{\mathbf{k}_0}(g)D'(g) \downarrow \mathcal{H}^s$ also produce no trivial Irreps, touchings remain on this line.

Identifying these touchings is significant for acquiring the topological nature. After lifting touchings at high-symmetry points with proper perturbations, non-trivial topology could be introduced into the system, recognized as a paradigm for obtaining topological FBs [60, 82]. For those gapped FBs without touchings, the Chern number is proven to vanish [83]. Nevertheless, they could also be novel platforms as isolated FBs have been proposed to host fragile topology [38, 43] and quantum scar [84, 85] in recent studies.

V. DISCUSSION AND CONCLUSION

In summary, we have presented a real-space construction scheme based on symmetric compact localized states (CLSs) to design flat bands (FBs) in general lattice systems. It integrates lattice and orbital degrees of freedom, providing a unified perspective and novel insights for FB systems. The CLSs naturally capture the destructive interference of the hoppings, the key feature of FBs. The quintessence of our approach is to convert the physical mechanism of destructive interference to the mathematical concept of a kernel of linear mapping. Since the tight-binding (TB) Hamiltonian and the symmetric CLS respect the lattice symmetry, we can leverage group theory to analyze the mapping and derive conditions for FBs. We mainly focus on point group symmetries in this work, which are unitary. Generalizing the framework to incorporate anti-unitary symmetries, such as magnetic groups, could be a future direction. To demonstrate the effectiveness of our method, we have successfully constructed several FB models incorporating high orbitals, also covering different dimensions and discussions on spin-orbit coupling (SOC). Notably, we discover the presence of not only band-touching points but also lines in three-dimensional FBs. Given the importance of band touchings for topology, we employ group theory to derive a general criterion for identifying both touching points and lines. The real-space eigenstates originating from such touching lines could be an interesting topic. Their counterpart, i.e., the non-contractible loop states (NLSs) in 2D, has been experimentally observed in photonic lattices [86, 87], while generalizations in 3D are yet to be explored. Our findings provide a solid foundation for designing and understanding FB systems beyond specific lattice structures, and towards their realizations in real materials.

Note added: While finalizing our manuscript, we become aware of Ref. [88], which take steps towards the realization of FBs in 3D multi-orbital systems. Unlike their work that mainly focuses on first-principle calculations, we propose a theoretical framework for FB construction with an emphasis on obtaining a symmetric CLS systematically.

[1] A. Mielke, Journal of Physics A: Mathematical and General **24**, L73 (1991).
[2] A. Mielke, Journal of Physics A: Mathematical and General **24**, 3311 (1991).
[3] H. Tasaki, Physical review letters **69**, 1608 (1992).

[4] G. Bouzerar, Physical Review B **107**, 184441 (2023).
[5] I. Hase, Y. Higashi, H. Eisaki, and K. Kawashima, Scientific Reports **13**, 4743 (2023).
[6] J. Hubbard, Physical Review B **17**, 494 (1978).
[7] C. Wu, D. Bergman, L. Balents, and S. D. Sarma, Phys-

- ical Review Letters **99**, 070401 (2007).
- [8] B. Jaworowski, A. D. Güçlü, P. Kaczmarkiewicz, M. Kupczyński, P. Potasz, and A. Wójs, *New Journal of Physics* **20**, 063023 (2018).
- [9] E. C. Regan, D. Wang, C. Jin, M. I. Bakti Utama, B. Gao, X. Wei, S. Zhao, W. Zhao, Z. Zhang, K. Yumigeta, *et al.*, *Nature* **579**, 359 (2020).
- [10] B. Padhi, R. Chitra, and P. W. Phillips, *Physical Review B* **103**, 125146 (2021).
- [11] M. Shayegan, *Nature Reviews Physics* **4**, 212 (2022).
- [12] V. Iglovikov, F. Hébert, B. Grémaud, G. Batrouni, and R. Scalettar, *Physical Review B* **90**, 094506 (2014).
- [13] S. Peotta and P. Törmä, *Nature communications* **6**, 8944 (2015).
- [14] Y. Cao, V. Fatemi, S. Fang, K. Watanabe, T. Taniguchi, E. Kaxiras, and P. Jarillo-Herrero, *Nature* **556**, 43 (2018).
- [15] L. Balents, C. R. Dean, D. K. Efetov, and A. F. Young, *Nature Physics* **16**, 725 (2020).
- [16] F. Xie, Z. Song, B. Lian, and B. A. Bernevig, *Physical review letters* **124**, 167002 (2020).
- [17] J. S. Hofmann, E. Berg, and D. Chowdhury, *Physical Review B* **102**, 201112 (2020).
- [18] V. Peri, Z.-D. Song, B. A. Bernevig, and S. D. Huber, *Physical review letters* **126**, 027002 (2021).
- [19] P. Törmä, S. Peotta, and B. A. Bernevig, *Nature Reviews Physics* **4**, 528 (2022).
- [20] K. Sun, Z. Gu, H. Katsura, and S. D. Sarma, *Physical Review Letters* **106**, 236803 (2011).
- [21] T. Neupert, L. Santos, C. Chamon, and C. Mudry, *Physical Review Letters* **106**, 236804 (2011).
- [22] E. Tang, J.-W. Mei, and X.-G. Wen, *Physical Review Letters* **106**, 236802 (2011).
- [23] N. Regnault and B. A. Bernevig, *Physical Review X* **1**, 021014 (2011).
- [24] B. Andrews and A. Soluyanov, *Physical Review B* **101**, 235312 (2020).
- [25] H. Park, J. Cai, E. Anderson, Y. Zhang, J. Zhu, X. Liu, C. Wang, W. Holtzmann, C. Hu, Z. Liu, *et al.*, *Nature* **622**, 74 (2023).
- [26] J. Cai, E. Anderson, C. Wang, X. Zhang, X. Liu, W. Holtzmann, Y. Zhang, F. Fan, T. Taniguchi, K. Watanabe, *et al.*, *Nature* **622**, 63 (2023).
- [27] F. Xu, Z. Sun, T. Jia, C. Liu, C. Xu, C. Li, Y. Gu, K. Watanabe, T. Taniguchi, B. Tong, *et al.*, *Physical Review X* **13**, 031037 (2023).
- [28] Z. Lu, T. Han, Y. Yao, A. P. Reddy, J. Yang, J. Seo, K. Watanabe, T. Taniguchi, L. Fu, and L. Ju, *Nature* **626**, 759 (2024).
- [29] Y. Cao, V. Fatemi, A. Demir, S. Fang, S. L. Tomarken, J. Y. Luo, J. D. Sanchez-Yamagishi, K. Watanabe, T. Taniguchi, E. Kaxiras, *et al.*, *Nature* **556**, 80 (2018).
- [30] Y. Tang, L. Li, T. Li, Y. Xu, S. Liu, K. Barnak, K. Watanabe, T. Taniguchi, A. H. MacDonald, J. Shan, *et al.*, *Nature* **579**, 353 (2020).
- [31] L. Wang, E.-M. Shih, A. Ghiotto, L. Xian, D. A. Rhodes, C. Tan, M. Claassen, D. M. Kennes, Y. Bai, B. Kim, *et al.*, *Nature materials* **19**, 861 (2020).
- [32] M. Angeli and A. H. MacDonald, *Proceedings of the National Academy of Sciences* **118**, e2021826118 (2021).
- [33] L. Xian, M. Claassen, D. Kiese, M. M. Scherer, S. Trebst, D. M. Kennes, and A. Rubio, *Nature Communications* **12**, 5644 (2021).
- [34] M. Claassen, L. Xian, D. M. Kennes, and A. Rubio, *Nature Communications* **13**, 4915 (2022).
- [35] C. Wu and S. D. Sarma, *Physical Review B* **77**, 235107 (2008).
- [36] W. Jiang, D. J. De Sousa, J.-P. Wang, and T. Low, *Physical review letters* **126**, 106601 (2021).
- [37] J. P. Wakefield, M. Kang, P. M. Neves, D. Oh, S. Fang, R. McTigue, S. Frank Zhao, T. N. Lamichhane, A. Chen, S. Lee, *et al.*, *Nature* **623**, 301 (2023).
- [38] C. S. Chiu, D.-S. Ma, Z.-D. Song, B. A. Bernevig, and A. A. Houck, *Physical Review Research* **2**, 043414 (2020).
- [39] R.-H. Liu and X. Liu, arXiv preprint arXiv:2405.00534 (2024).
- [40] H. Tasaki, *Progress of theoretical physics* **99**, 489 (1998).
- [41] E. H. Lieb, *Physical review letters* **62**, 1201 (1989).
- [42] N. Regnault, Y. Xu, M.-R. Li, D.-S. Ma, M. Jovanovic, A. Yazdani, S. S. Parkin, C. Felser, L. M. Schoop, N. P. Ong, *et al.*, *Nature* **603**, 824 (2022).
- [43] D. Călugăru, A. Chew, L. Elcoro, Y. Xu, N. Regnault, Z.-D. Song, and B. A. Bernevig, *Nature Physics* **18**, 185 (2022).
- [44] W. Maimaiti, A. Andreanov, H. C. Park, O. Gendelman, and S. Flach, *Physical Review B* **95**, 115135 (2017).
- [45] W. Maimaiti, S. Flach, and A. Andreanov, *Physical Review B* **99**, 125129 (2019).
- [46] W. Maimaiti, A. Andreanov, and S. Flach, *Physical Review B* **103**, 165116 (2021).
- [47] T. Mizoguchi and Y. Hatsugai, *Europhysics Letters* **127**, 47001 (2019).
- [48] T. Mizoguchi and Y. Hatsugai, *Physical Review B* **101**, 235125 (2020).
- [49] T. Mizoguchi, H. Katsura, I. Maruyama, and Y. Hatsugai, *Physical Review B* **104**, 035155 (2021).
- [50] T. Mizoguchi and Y. Hatsugai, *Physical Review B* **107**, 094201 (2023).
- [51] L. Morales-Inostroza and R. A. Vicencio, *Physical Review A* **94**, 043831 (2016).
- [52] M. Röntgen, C. Morfonios, and P. Schmelcher, *Physical Review B* **97**, 035161 (2018).
- [53] Y. Hwang, J.-W. Rhim, and B.-J. Yang, *Physical Review B* **104**, 085144 (2021).
- [54] A. Graf and F. Piéchon, *Physical Review B* **104**, 195128 (2021).
- [55] C.-C. Lee, A. Fleurence, Y. Yamada-Takamura, and T. Ozaki, *Physical Review B* **100**, 045150 (2019).
- [56] Y. Xu and H. Pu, *Physical Review A* **102**, 053305 (2020).
- [57] C. Morfonios, M. Röntgen, M. Pyzh, and P. Schmelcher, *Physical Review B* **104**, 035105 (2021).
- [58] Y. Chen, J. Huang, K. Jiang, and J. Hu, *Science Bulletin* **68**, 3165 (2023).
- [59] D. L. Bergman, C. Wu, and L. Balents, *Physical Review B* **78**, 125104 (2008).
- [60] J.-W. Rhim and B.-J. Yang, *Physical Review B* **99**, 045107 (2019).
- [61] Y. Hwang, J.-W. Rhim, and B.-J. Yang, *Physical Review B* **104**, L081104 (2021).
- [62] Z. Liu, F. Liu, and Y.-S. Wu, *Chinese Physics B* **23**, 077308 (2014).
- [63] B. Sutherland, *Physical Review B* **34**, 5208 (1986).
- [64] N. Read, *Physical Review B* **95**, 115309 (2017).
- [65] J. C. Slater and G. F. Koster, *Physical review* **94**, 1498 (1954).
- [66] H. C. Po, A. Vishwanath, and H. Watanabe, *Nature communications* **8**, 50 (2017).
- [67] B. Bradlyn, L. Elcoro, J. Cano, M. G. Vergniory,

- Z. Wang, C. Felser, M. I. Aroyo, and B. A. Bernevig, *Nature* **547**, 298 (2017).
- [68] J. Cano and B. Bradlyn, *Annual Review of Condensed Matter Physics* **12**, 225 (2021).
- [69] F. Schindler and B. A. Bernevig, *Physical Review B* **104**, L201114 (2021).
- [70] See supplemental materials.
- [71] D.-S. Ma, Y. Xu, C. S. Chiu, N. Regnault, A. A. Houck, Z. Song, and B. A. Bernevig, *Physical review letters* **125**, 266403 (2020).
- [72] M. S. Dresselhaus, G. Dresselhaus, and A. Jorio, *Group theory: application to the physics of condensed matter* (Springer Science & Business Media, 2007).
- [73] M. Zhou, Z. Liu, W. Ming, Z. Wang, and F. Liu, *Physical review letters* **113**, 236802 (2014).
- [74] M. Z. Hasan and C. L. Kane, *Reviews of modern physics* **82**, 3045 (2010).
- [75] A. Bansil, H. Lin, and T. Das, *Reviews of Modern Physics* **88**, 021004 (2016).
- [76] Y. Liu, N. O. Weiss, X. Duan, H.-C. Cheng, Y. Huang, and X. Duan, *Nature Reviews Materials* **1**, 1 (2016).
- [77] K. S. Novoselov, A. Mishchenko, A. Carvalho, and A. Castro Neto, *Science* **353**, aac9439 (2016).
- [78] M. Artin, *Algebra* (Pearson, 2010).
- [79] M. I. Aroyo, J. M. Perez-Mato, D. Orobengoa, E. Tasci, G. de la Flor, and A. Kirov, *Bulg. Chem. Commun* **43**, 183 (2011).
- [80] M. I. Aroyo, J. M. Perez-Mato, C. Capillas, E. Kroumova, S. Ivantchev, G. Madariaga, A. Kirov, and H. Wondratschek, *Zeitschrift für Kristallographie-Crystalline Materials* **221**, 15 (2006).
- [81] M. I. Aroyo, A. Kirov, C. Capillas, J. Perez-Mato, and H. Wondratschek, *Acta Crystallographica Section A: Foundations of Crystallography* **62**, 115 (2006).
- [82] J. Herzog-Arbeitman, J. Yu, D. Călugăru, H. Hu, N. Regnault, C. Liu, S. D. Sarma, O. Vafek, P. Coleman, A. Tsvelik, *et al.*, arXiv preprint arXiv:2404.07253 (2024).
- [83] L. Chen, T. Mazaheri, A. Seidel, and X. Tang, *Journal of Physics A: Mathematical and Theoretical* **47**, 152001 (2014).
- [84] Y. Kuno, T. Mizoguchi, and Y. Hatsugai, *Physical Review B* **102**, 241115 (2020).
- [85] Y. Kuno, T. Mizoguchi, and Y. Hatsugai, *Physical Review B* **104**, 085130 (2021).
- [86] S. Xia, A. Ramachandran, S. Xia, D. Li, X. Liu, L. Tang, Y. Hu, D. Song, J. Xu, D. Leykam, *et al.*, *Physical review letters* **121**, 263902 (2018).
- [87] J. Ma, J.-W. Rhim, L. Tang, S. Xia, H. Wang, X. Zheng, S. Xia, D. Song, Y. Hu, Y. Li, *et al.*, *Physical Review Letters* **124**, 183901 (2020).
- [88] J. Duan, C. Cui, M. Wang, W. Jiang, and Y. Yao, *Nano Letters* (2024).

Supplemental Materials

Appendix A: Review on the tight-binding model and symmetries

In this section, we give a brief review of the tight-binding (TB) model and how symmetries constrain the Hamiltonian. Given a periodic lattice with N_{orb} orbitals in each unit cell, we denote the Wannier basis (atomic orbital) as $|\mathbf{R}, \alpha\rangle = c_{\alpha}^{\dagger}(\mathbf{R} + \boldsymbol{\tau}_{\alpha})|0\rangle$, which localizes at $(\mathbf{R} + \boldsymbol{\tau}_{\alpha})$ and $\alpha = 1, \dots, N_{\text{orb}}$ labels the orbitals within a unit cell. The real space TB Hamiltonian takes

$$\hat{H} = \sum_{\mathbf{R}, \mathbf{R}'} \sum_{\alpha\beta} c_{\alpha}^{\dagger}(\mathbf{R} + \boldsymbol{\tau}_{\alpha}) t^{\alpha\beta}(\mathbf{R} - \mathbf{R}') c_{\beta}(\mathbf{R}' + \boldsymbol{\tau}_{\beta}) \quad (\text{A1})$$

where $t^{\alpha\beta}(\mathbf{R} - \mathbf{R}')$ is the hopping between the α -type orbital at $(\mathbf{R} + \boldsymbol{\tau}_{\alpha})$ and the β -type orbital at $(\mathbf{R}' + \boldsymbol{\tau}_{\beta})$. When the atomic orbitals are specified, the hoppings can be parameterized by the SK integrals, which classify the couplings into $\sigma/\pi/\delta/\dots$ -bondings according to the angular momentum projected onto the hopping directions. Eq. (1) gives an equivalent expression of the hopping by relabeling the orbitals. To convert to the \mathbf{k} -space, we employ the convention

$$c_{\mathbf{k}, \alpha}^{\dagger} = \frac{1}{\sqrt{N}} \sum_{\mathbf{R}} e^{i\mathbf{k}\cdot(\mathbf{R} + \boldsymbol{\tau}_{\alpha})} c_{\alpha}^{\dagger}(\mathbf{R} + \boldsymbol{\tau}_{\alpha}) \quad c_{\alpha}^{\dagger}(\mathbf{R} + \boldsymbol{\tau}_{\alpha}) = \frac{1}{\sqrt{N}} \sum_{\mathbf{k}} e^{-i\mathbf{k}\cdot(\mathbf{R} + \boldsymbol{\tau}_{\alpha})} c_{\mathbf{k}, \alpha}^{\dagger} \quad (\text{A2})$$

where $|\mathbf{k}, \alpha\rangle = c_{\mathbf{k}, \alpha}^{\dagger}|0\rangle$ is the Bloch basis. The Hamiltonian is diagonalized into \mathbf{k} -blocks as

$$\hat{H} = \sum_{\mathbf{k}} \sum_{\alpha\beta} c_{\mathbf{k}, \alpha}^{\dagger} H(\mathbf{k})_{\alpha\beta} c_{\mathbf{k}, \beta} \quad (\text{A3})$$

where

$$H(\mathbf{k})_{\alpha\beta} = \sum_{\mathbf{R}} t^{\alpha\beta}(\mathbf{R}) e^{-i\mathbf{k}\cdot(\mathbf{R} + \boldsymbol{\tau}_{\alpha} - \boldsymbol{\tau}_{\beta})}. \quad (\text{A4})$$

The phase factor is directly determined by the relative displacement of the two orbitals. It should be noticed that $H(\mathbf{k}) \neq H(\mathbf{k} + \mathbf{G})$ in our convention since $c_{\mathbf{k}, \alpha}^{\dagger} \neq c_{\mathbf{k} + \mathbf{G}, \alpha}^{\dagger}$, but up to a gauge transformation.

Now we consider the spatial symmetries. A spatial transformation is defined as

$$g_{\boldsymbol{\delta}} : \mathbf{r} \rightarrow O_g \mathbf{r} + \boldsymbol{\delta} \quad (\text{A5})$$

where $O_g \in O(d)$ in d -dimension. All the spatial transformations that leave the lattice invariant form its symmetry group, which is called the space group \mathcal{S} of the lattice. The multiplication of the group is defined as performing the transformations successively. The orthogonal part O_g alone also form a group, which is called the point group \mathcal{G} of the lattice. It is worth noticing that \mathcal{G} is not necessarily a subgroup of \mathcal{S} , i.e., the elements in \mathcal{G} may not leave the lattice invariant. On the other hand, all the translations by Bravais-lattice (BL) vectors form a normal subgroup \mathcal{T} of \mathcal{S} , and the quotient group \mathcal{S}/\mathcal{T} is isomorphic to \mathcal{G} . For some space groups, it is possible to find a proper origin where $\boldsymbol{\delta} = 0$ for all its group elements. They are called symmorphic where $\mathcal{G} = \mathcal{S}/\mathcal{T}$ is indeed a subgroup of \mathcal{S} . Otherwise, they are called non-symmorphic space groups, and at least one of the elements contains fractional translations. The actual symmetric point group that keeps the lattice invariant is typically smaller than \mathcal{S}/\mathcal{T} .

In a multi-orbital system, the orbitals within a unit cell should form a representation to respect the symmetry. Specifically, if $g_{\boldsymbol{\delta}}$ transforms an α -type orbital to another β -type orbital, then $O_g(\mathbf{R} + \boldsymbol{\tau}_{\alpha}) + \boldsymbol{\delta}$ must be the spatial coordinate of a β -type orbital. Formally, we define a representation matrix $[U_{g_{\boldsymbol{\delta}}}]_{\beta\alpha}$ such that

$$g_{\boldsymbol{\delta}} : c_{\alpha}^{\dagger}(\mathbf{R} + \boldsymbol{\tau}_{\alpha}) \rightarrow c_{\beta}^{\dagger}(O_g \mathbf{R} + \mathbf{R}_{\beta\alpha}^{g_{\boldsymbol{\delta}}} + \boldsymbol{\tau}_{\beta}) [U_{g_{\boldsymbol{\delta}}}]_{\beta\alpha} \quad (\text{A6})$$

where $\mathbf{R}_{\beta\alpha}^{g_{\boldsymbol{\delta}}} = O_g \boldsymbol{\tau}_{\alpha} + \boldsymbol{\delta} - \boldsymbol{\tau}_{\beta}$. If $[U_{g_{\boldsymbol{\delta}}}]_{\beta\alpha} \neq 0$, $\mathbf{R}_{\beta\alpha}^{g_{\boldsymbol{\delta}}}$ must be a BL vector.

The Bloch basis transforms as

$$\begin{aligned}
g_\delta : c_{\mathbf{k},\alpha}^\dagger &\rightarrow \frac{1}{\sqrt{N}} \sum_{\mathbf{R}} e^{i\mathbf{k}\cdot(\mathbf{R}+\boldsymbol{\tau}_\alpha)} c_\beta^\dagger \left(O_g \mathbf{R} + \mathbf{R}_{\beta\alpha}^{g_\delta} + \boldsymbol{\tau}_\beta \right) [U_{g_\delta}]_{\beta\alpha} \\
&= \frac{1}{\sqrt{N}} \sum_{\mathbf{R}} e^{i[O_g \mathbf{k}] \cdot [O_g(\mathbf{R}+\boldsymbol{\tau}_\alpha)]} c_\beta^\dagger \left(O_g \mathbf{R} + \mathbf{R}_{\beta\alpha}^{g_\delta} + \boldsymbol{\tau}_\beta \right) [U_{g_\delta}]_{\beta\alpha} \\
&= e^{-i(O_g \mathbf{k}) \cdot \boldsymbol{\delta}} \frac{1}{\sqrt{N}} \sum_{\mathbf{R}} e^{i[O_g \mathbf{k}] \cdot [O_g \mathbf{R} + \mathbf{R}_{\beta\alpha}^{g_\delta} + \boldsymbol{\tau}_\beta]} c_\beta^\dagger \left(O_g \mathbf{R} + \mathbf{R}_{\beta\alpha}^{g_\delta} + \boldsymbol{\tau}_\beta \right) [U_{g_\delta}]_{\beta\alpha} \\
&= e^{-i(O_g \mathbf{k}) \cdot \boldsymbol{\delta}} \frac{1}{\sqrt{N}} \sum_{\mathbf{R}'} e^{i[O_g \mathbf{k}] \cdot [\mathbf{R}' + \boldsymbol{\tau}_\beta]} c_\beta^\dagger (\mathbf{R}' + \boldsymbol{\tau}_\beta) [U_{g_\delta}]_{\beta\alpha} \\
&= e^{-i(O_g \mathbf{k}) \cdot \boldsymbol{\delta}} c_{O_g \mathbf{k},\beta}^\dagger [U_{g_\delta}]_{\beta\alpha}
\end{aligned} \tag{A7}$$

where $\mathbf{R}' = O_g \mathbf{R} + \mathbf{R}_{\beta\alpha}^{g_\delta}$. The factor $e^{-i(O_g \mathbf{k}) \cdot \boldsymbol{\delta}}$ encodes the effect of the fractional translation of non-symmorphic space group. We could define

$$[\hat{g}_\delta(\mathbf{k})]_{\beta\alpha} = e^{-i(O_g \mathbf{k}) \cdot \boldsymbol{\delta}} [U_{g_\delta}]_{\beta\alpha}, \tag{A8}$$

therefore $g_\delta : c_{\mathbf{k},\alpha}^\dagger \rightarrow c_{O_g \mathbf{k},\beta}^\dagger [\hat{g}_\delta(\mathbf{k})]_{\beta\alpha}$. In the main text, we only consider symmorphic space group and hence the orthogonal part O_g of the transformation determines all the properties.

If the Hamiltonian is invariant, i.e.,

$$g_\delta : \hat{H} = \sum_{\mathbf{k}} \sum_{\alpha\beta} c_{\mathbf{k},\alpha}^\dagger H(\mathbf{k})_{\alpha\beta} c_{\mathbf{k},\beta} \rightarrow \hat{H}, \tag{A9}$$

then

$$\hat{g}_\delta(\mathbf{k}) H(\mathbf{k}) \hat{g}_\delta^\dagger(\mathbf{k}) = H(O_g \mathbf{k}). \tag{A10}$$

Now we consider the \mathbf{k} -space eigenstates with the creation operator $a_{\mathbf{k}}^\dagger = \sum_{\alpha} v_{\mathbf{k}}(\alpha) c_{\mathbf{k},\alpha}^\dagger$ (with the band index suppressed), which satisfies

$$\sum_{\beta} H(\mathbf{k})_{\alpha\beta} v_{\mathbf{k}}(\beta) = E_{\mathbf{k}} v_{\mathbf{k}}(\alpha). \tag{A11}$$

And we have

$$\begin{cases} H(\mathbf{k}) v_{\mathbf{k}} = E_{\mathbf{k}} v_{\mathbf{k}} \\ H(O_g \mathbf{k}) v_{O_g \mathbf{k}} = E_{O_g \mathbf{k}} v_{O_g \mathbf{k}} \end{cases} \quad \hat{g}_\delta(\mathbf{k}) H(\mathbf{k}) \hat{g}_\delta^\dagger(\mathbf{k}) = H(O_g \mathbf{k}). \tag{A12}$$

This leads to $v_{O_g \mathbf{k}} = \hat{g}_\delta(\mathbf{k}) v_{\mathbf{k}}$ and $E_{O_g \mathbf{k}} = E_{\mathbf{k}}$, which indicates that different \mathbf{k} points in the Brillouin zone that can be connected via point group elements share the same eigenvalues. The \mathbf{k} -space eigenstate transforms as

$$g_\delta : a_{\mathbf{k}}^\dagger = \sum_{\alpha} v_{\mathbf{k}}(\alpha) c_{\mathbf{k},\alpha}^\dagger \rightarrow \sum_{\alpha\beta\gamma} [\hat{g}_\delta^\dagger(\mathbf{k})]_{\alpha\gamma} v_{O_g \mathbf{k}}(\gamma) c_{O_g \mathbf{k},\beta}^\dagger [\hat{g}_\delta(\mathbf{k})]_{\beta\alpha} = \sum_{\beta} v_{O_g \mathbf{k}}(\beta) c_{O_g \mathbf{k},\beta}^\dagger = a_{O_g \mathbf{k}}^\dagger. \tag{A13}$$

Appendix B: Kagome model

In this section, we apply our construction scheme to the Kagome lattice, serving as complementary examples and demonstrating the significance of symmetry in our scheme. The Kagome lattice is a prominent FB model due to its special structure. The lattice is known as the line graph of the honeycomb lattice, and the presence of FB is proven in the graph theory community. Instead of the technical details, our construction offers a physically intuitive and self-consistent understanding of its FB. The Kagome lattice shares the same symmetry group $\mathcal{G} = C_{6v}$ with the honeycomb lattice, but the atoms occupy 3c WP leading to three sublattices (Fig. 8(a)). We first consider the simplest spinless s -orbitals with identical nearest-neighbor hoppings and follow the same FB construction procedure

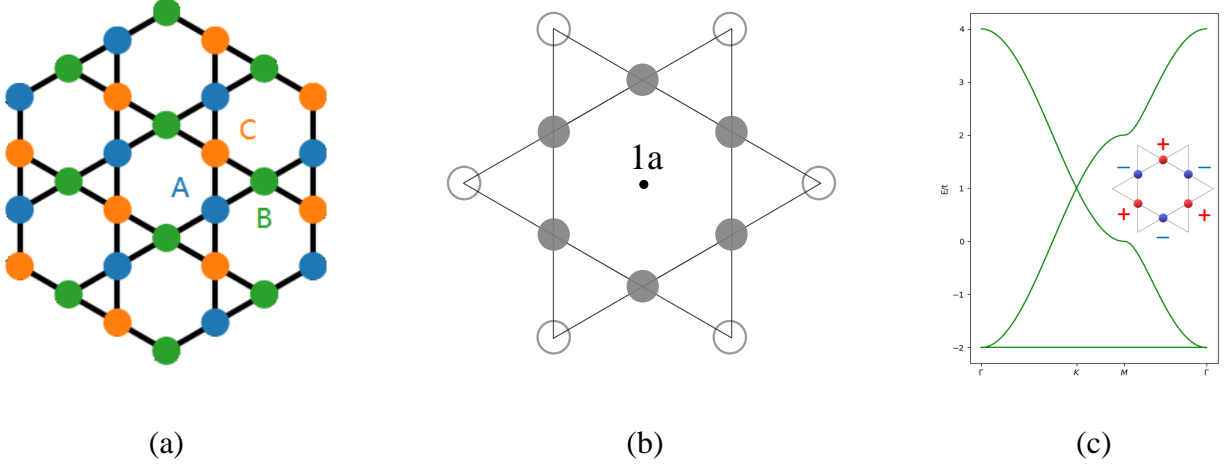


FIG. 8. (a) Lattice structure of the Kagome lattice. Colors denote three sublattices A,B,C. (b) The shape of the symmetric CLS which occupies the six shaded sites. The yellow arrow indicates its generation. The CLS has six nearest neighbors marked by the circles. (c) Band structure of the three-band s -orbital Kagome model. The inset shows the symmetric B_1 -CLS associated to the FB.

as described in the main text. Firstly, we specify the shape of the symmetric CLS as a hexagon by generating a \mathcal{G} -orbit (Eq. (2)), as illustrated in Fig. 8(b). Then, the mapping S from \mathbb{H}_c to \mathbb{H}_{tr} can be represented as a 6×6 matrix. Remarkably, when decomposing these two subspaces using the Irreps of C_{6v} , we obtain

$$\mathbb{H}_c = A_1 \oplus B_1 \oplus E_1 \oplus E_2 \quad \mathbb{H}_{tr} = A_1 \oplus B_2 \oplus E_1 \oplus E_2. \quad (B1)$$

Geometrically, the sites belonging to \mathbb{H}_c or \mathbb{H}_{tr} both form hexagons, but with a 90° rotation relative to each other due to the structure of the Kagome lattice. This leads to the difference when decomposing then by the Irreps and suggests that the B_1 -wavefunction is decoupled from any other states, without any further calculations. In our terminology, we have

$$\text{Ker}(S) = B_1 \quad \text{Ker}^\perp(S) = A_1 \oplus E_1 \oplus E_2. \quad (B2)$$

Therefore, we conclude that the model will host a FB (whose energy is -2 , derived from $H|w(\mathbf{R})\rangle = E_{FB}|w(\mathbf{R})\rangle$) characterized by a B_1 -CLS. We plot them in Fig. 8(c).

We further consider Kagome lattice with d -orbitals, which are common in practical Kagome materials. We take the $d_{x^2-y^2}/d_{xy}$ doublet as an example and parameterize the hoppings with the SK integrals $\mathbf{d} = (dd\sigma, dd\pi, dd\delta)$. The candidate CLS sites are still chosen as shown in Fig. 8(b), and the decomposition takes

$$\mathbb{H}_c = \mathbb{H}_{tr} = A_1 \oplus A_2 \oplus B_1 \oplus B_2 \oplus 2E_1 \oplus 2E_2. \quad (B3)$$

In Fig. 9(a), we explicitly plot all the wavefunctions associated with the one-dimensional Irreps A, B to provide an intuitive understanding. The mapping S is classified into four channels labeled as A_1, A_2, B_1, B_2 . Their coupling, which is purely a real number, can be directly calculated with the knowledge of the concrete wavefunctions. FBs are present when certain channel is blocked, and the results are summarized in Table III. We choose proper parameters to plot the band structures in Fig. 9(b) to confirm the previous analysis.

TABLE III. The FB condition for the Kagome lattice with $d_{x^2-y^2}/d_{xy}$ doublet. The first row denotes the symmetric CLS that characterized the FB, and the second row shows the corresponding parameters in terms of SK integrals.

Symmetric CLS	A_1	A_2	B_1	B_2
FB condition	$3dd\sigma - 12dd\pi + dd\delta = 0$	$9dd\sigma - 4dd\pi + 3dd\delta = 0$	$3dd\sigma + 4dd\pi + dd\delta = 0$	$3dd\sigma + 4dd\pi + dd\delta = 0$

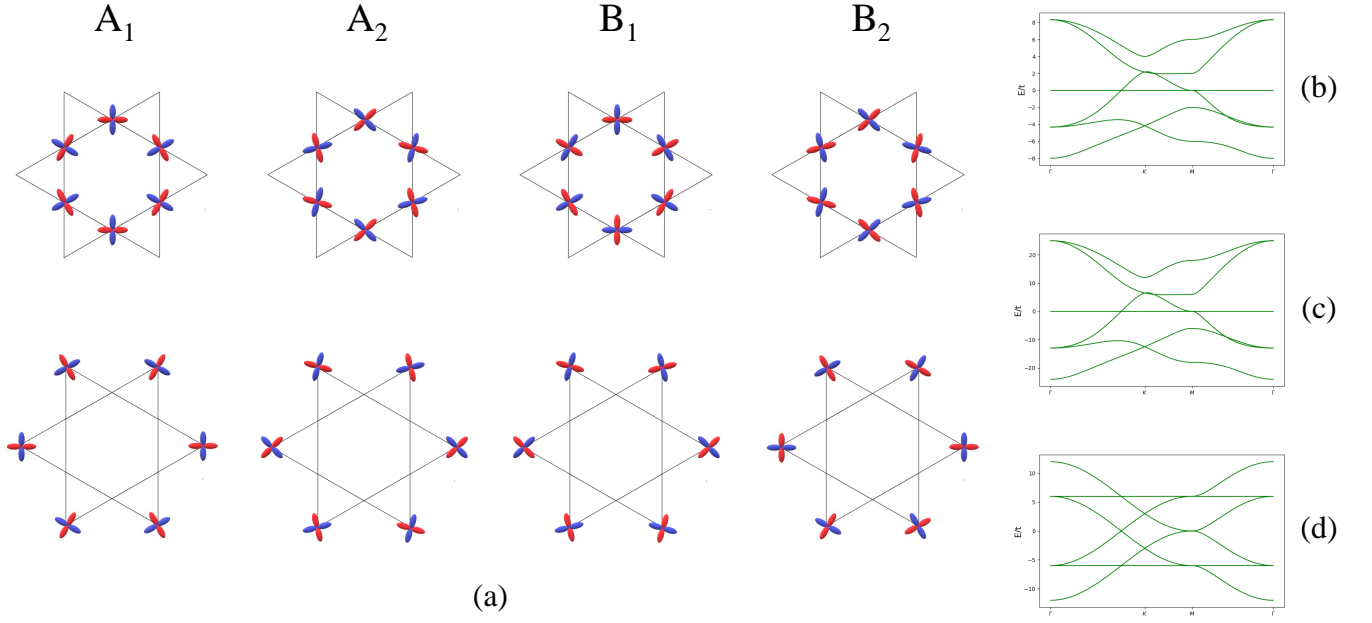


FIG. 9. (a) Wavefunctions associated with the one-dimensional Irrep. Upper and lower ones belong to \mathbb{H}_c and \mathbb{H}_{tr} , respectively. (b)(c)(d) Band structure with parameters b) $\mathbf{d} = (4, 1, 0)$ with A_1 -CLS; c) $\mathbf{d} = (4, 9, 0)$ with A_2 -CLS; d) $\mathbf{d} = (4, -3, 0)$ with B_1 -CLS and B_2 -CLS.

Appendix C: Complementary band structures of the 3D cubic lattice model

In this section, we provide complementary band structures of the 3D cubic lattice model to better show its nodal-line touchings of the FB. In Fig. 5(c), the high symmetry points are labeled as conventional as

$$\Gamma(0, 0, 0) \quad M(\pi/a, \pi/a, 0) \quad R(\pi/a, \pi/a, \pi/a) \quad X_3(0, 0, \pi/a). \quad (C1)$$

The upper FB with A_{1g} -CLS exhibit a touching line on M - R , while the lower one with A_{2u} -CLS on Γ - X_3 . The point group of the system is $\mathcal{G} = O_h$. The symmetry constraints that $E_{O_g \mathbf{k}} = E_{\mathbf{k}}, \forall g \in \mathcal{G}$. Therefore, we can infer that the upper FB exhibit touchings on all the edges of the BZ (Fig. 10(a)), and the lower FB exhibit touchings on all the \mathbf{k} -axis (Fig. 10(b)). We further illustrate them in Fig. 10(c) by choosing an alternative path in the BZ, with

$$M'(0, \pi/a, \pi/a) \quad X_2(0, \pi/a, 0). \quad (C2)$$

Appendix D: Orbit and orbit-stabilizer theorem

In this section, we provide basic mathematical backgrounds about orbit and orbit-stabilizer theorem in group theory. Formally, we first define a (left) group action f of G on X as a function

$$f : G \times X \rightarrow X \quad (D1)$$

where G is a group and X is a set. This function should satisfy

$$f_e(x) = x \quad f_g(f_h(x)) = f_{gh}(x) \quad (D2)$$

where e is the identity of the group. X is called a G -set. Intuitively, a group action induces a permutation on the elements in X that respect the multiplication of the group G . We may denote the group action as gx directly for simplicity.

Consider an element $x \in X$ with X a G -set, the orbit of x is the set of elements that can be moved by the elements of G , i.e.,

$$\text{Orb}_x = \{gx | g \in G\}, \quad (D3)$$

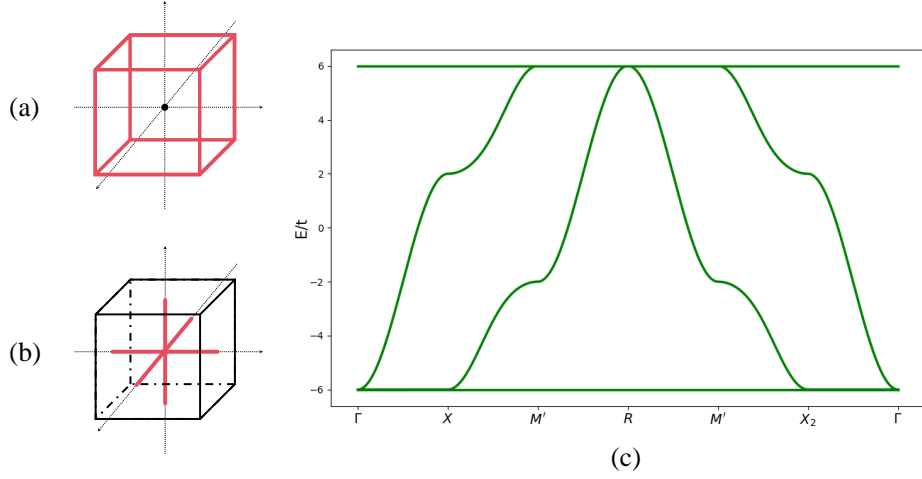


FIG. 10. (a)(b) Illustration of nodal touchings of the 3D cubic lattice model. a) Upper FB with A_{1g} -CLS; b) Lower FB with A_{2u} -CLS; (c) Complementary band structures of the 3D cubic lattice model.

which can be regarded as an equivalent class.

The stabilizer subgroup of x is defined as

$$\text{Stab}_x = \{g \in G | gx = x\}. \quad (\text{D4})$$

We can perform a (left) coset decomposition of G according to the stabilizer subgroup, denoted as

$$G = \cup_{n=1}^N (g_n \cdot \text{Stab}_x). \quad (\text{D5})$$

Here, $N = |G|/|G_x|$. g_n are the representatives of the coset and $g_1 = e$. Since Stab_x leave x invariant, each coset ($n \neq 1$) moves x to $g_n x \neq x$. For two distinct cosets, their coset representatives satisfy $g_m^{-1} g_n \notin \text{Stab}_x$, therefore $g_m^{-1} g_n x \neq x$ and $g_m x \neq g_n x$. Thus, we conclude that each coset uniquely moves x to another x' , and the cardinality of Orb_x is exactly N . This is referred to as the orbit-stabilizer theorem.

Appendix E: Proof of Eq. (29) and Eq. (30)

In this section, we prove Eq. (29) and Eq. (30) in the main text. Considering the phase factor

$$P_{\mathbf{k}_0}(g_i) = \exp(-i\mathbf{k}_0 \cdot \mathbf{R}_i^{(s)}) = \exp[-i\mathbf{k}_0 \cdot (O_{g_i} \mathbf{q}^{(s)} - \mathbf{q}^{(s)})] \quad (\text{E1})$$

where $\mathbf{R}_i^{(s)} = O_{g_i} \mathbf{q}^{(s)} - \mathbf{q}^{(s)}$ is by definition and \mathbf{k}_0 satisfies $O_{g_i}^{-1} \mathbf{k}_0 = \mathbf{k}_0 + \mathbf{G}_i$ for all group elements of \mathcal{G}^s . We omit some subscripts and superscripts for simplicity and rewrite it as

$$P(g_i) = \exp(-iO_{g_i}^{-1} \mathbf{k}_0 \cdot \mathbf{q}) \exp(i\mathbf{k}_0 \cdot \mathbf{q}) = \exp(-i\mathbf{G}_i \cdot \mathbf{q}). \quad (\text{E2})$$

It follows that

$$P(g_j)P(g_i) = \exp[-i(\mathbf{G}_j + \mathbf{G}_i) \cdot \mathbf{q}] \quad (\text{E3})$$

and

$$P(g_j g_i) = \exp(-i\mathbf{k}_0 \cdot O_{g_j} O_{g_i} \mathbf{q}) \exp(i\mathbf{k}_0 \cdot \mathbf{q}) = \exp(-iO_{g_i}^{-1} O_{g_j}^{-1} \mathbf{k}_0 \cdot \mathbf{q}) \exp(i\mathbf{k}_0 \cdot \mathbf{q}) = \exp[-i(O_{g_i}^{-1} \mathbf{G}_j + \mathbf{G}_i) \cdot \mathbf{q}]. \quad (\text{E4})$$

They are equal since

$$\frac{P(g_j)P(g_i)}{P(g_j g_i)} = \exp[i\mathbf{G}_j \cdot (O_{g_i} \mathbf{q} - \mathbf{q})] = \exp(i\mathbf{G}_j \cdot \mathbf{R}_i) = 1. \quad (\text{E5})$$

Now consider that $O_{h_j}^{-1} \mathbf{k}_0 = \mathbf{k}_0 + \mathbf{G}_j$ only holds for a subgroup $\mathcal{H}^s \subset \mathcal{G}^s$. We perform a (right) coset decomposition as $\mathcal{G}^s = \cup_n (\mathcal{H}^s g_n)$ with g_n referred to as the coset representatives and $g_1 = e$. For $g_i \in \mathcal{H}^s, g_{n \neq 1}$, $P(g_i)$ does not form a representation. Nevertheless, $P(h_j)$ is a representation of \mathcal{H}^s , and $O_{h_j}^{-1} \mathbf{k}_0 = \mathbf{k}_0 + \mathbf{G}_{h_j}$, $O_{g_n}^{-1} \mathbf{k}_0 = \mathbf{k}_0 + \mathbf{\Delta}_{g_n}$ where $\mathbf{\Delta}_{g_n}$ is not a reciprocal lattice vector. This gives

$$P(h_j)P(g_n) = e^{-i\mathbf{k}_0 \cdot \mathbf{R}_{h_j}} e^{-i\mathbf{k}_0 \cdot \mathbf{R}_{g_n}} = e^{-i\mathbf{k}_0 \cdot (O_{h_j} \mathbf{q} - \mathbf{q})} e^{-i\mathbf{k}_0 \cdot (O_{g_n} \mathbf{q} - \mathbf{q})} = e^{-i\mathbf{G}_{h_j} \cdot \mathbf{q}} e^{-i\mathbf{\Delta}_{g_n} \cdot \mathbf{q}}. \quad (\text{E6})$$

On the other hand,

$$P(h_j g_n) = e^{-i\mathbf{k}_0 \cdot (O_{h_j} O_{g_n} \mathbf{q} - \mathbf{q})} = e^{-iO_{g_n}^{-1} O_{h_j}^{-1} \mathbf{k}_0 \cdot \mathbf{q}} e^{i\mathbf{k}_0 \cdot \mathbf{q}} = e^{-iO_{g_n}^{-1} \mathbf{G}_{h_j} \cdot \mathbf{q}} e^{-i\mathbf{\Delta}_{g_n} \cdot \mathbf{q}} = e^{-i\mathbf{G}_{h_j} \cdot O_{g_n} \mathbf{q}} e^{-i\mathbf{\Delta}_{g_n} \cdot \mathbf{q}}. \quad (\text{E7})$$

Therefore

$$\frac{P(h_j)P(g_n)}{P(h_j g_n)} = \exp [i\mathbf{G}_{h_j} \cdot (O_{g_n} \mathbf{q} - \mathbf{q})] = \exp (i\mathbf{G}_{h_j} \cdot \mathbf{R}_{g_n}) = 1. \quad (\text{E8})$$

and $P(h_j g_n) = P(h_j)P(g_n)$ holds.

Appendix F: Detailed analysis on Eq. (33)

In this section, we perform a detailed analysis of Eq. (33) in the main text. We begin by proving the following lemma

$$\sum_{g \in G} \Gamma(g) = \begin{cases} |G| & \text{trivial Irrep} \\ 0 & \text{others} \end{cases} \quad (\text{F1})$$

with $\Gamma(g)$ a Irrep of the finite group G . The character is defined as

$$\chi(g) = \text{Tr}[\Gamma(g)] \quad (\text{F2})$$

Now we consider

$$\Gamma^{-1}(h) \left(\sum_{g \in G} \Gamma(g) \right) \Gamma(h) = \sum_{g \in G} \Gamma(h^{-1} g h) = \sum_{g \in G} \Gamma(g) \quad (\text{F3})$$

where h is any group element of G and the rearrangement theorem is used. According to Schur's lemma, we have

$$\left[\sum_{g \in G} \Gamma(g), \Gamma(h) \right] = 0 \quad \sum_{g \in G} \Gamma(g) = \lambda I. \quad (\text{F4})$$

According to the orthogonal theorem for characters of Irreps, we know

$$\frac{1}{|G|} \sum_{g \in G} \chi^{(i)}(g) \bar{\chi}^{(j)}(g) = \delta^{ij} \quad (\text{F5})$$

where i, j labels the Irreps. We take $\Gamma^{(j)}$ as the trivial Irrep, then

$$\sum_{g \in G} \chi(g) = \begin{cases} |G| & \text{trivial Irrep} \\ 0 & \text{others} \end{cases}. \quad (\text{F6})$$

Since

$$\sum_{g \in G} \chi(g) = \sum_{g \in G} \text{Tr}[\Gamma(g)] = \text{Tr} \left[\sum_{g \in G} \Gamma(g) \right] = \lambda, \quad (\text{F7})$$

the lemma (Eq. (F1)) is proven.

In Eq. (33), $\psi(\mathbf{q}^{(s)})$ is a vector with non-zero components. $P_{\mathbf{k}_0}(g)D'(g)$ form a (typically reducible) representation of \mathcal{G}^s when \mathbf{k}_0 is a high symmetry point. According to Eq. (F1), we know $\sum_{g \in \mathcal{G}^s} P_{\mathbf{k}_0}(g)D'(g)$ is similar to the diagonal matrices $\text{Diag}(|G|, \dots, 0, \dots)$, where $|G|$ appears n times with n the number of trivial Irreps after reducing $P_{\mathbf{k}_0}(g)D'(g)$, and the rest elements are 0. Hence,

$$\sum_{g \in \mathcal{G}^s} P_{\mathbf{k}_0}(g)D'(g)\psi(\mathbf{q}^{(s)}) = 0 \quad (\text{F8})$$

only holds when the reduction of $P_{\mathbf{k}_0}(g)D'(g)$ does not produce the trivial Irrep.

When the symmetry of \mathbf{k}_0 lowers to a non-trivial subgroup $\mathcal{H}^s \subset \mathcal{G}^s$. We replace the summation in Eq. (33) by Eq. (36), which is

$$\sum_{g \in \mathcal{G}^s} P(g)D'(g) = \sum_{h \in \mathcal{H}^s} \sum_{g_n} P(hg_n)D'(hg_n) = \sum_{g_n} \left(\sum_{h \in \mathcal{H}^s} P(h)D'(h) \right) P(g_n)D'(g_n). \quad (\text{F9})$$

If $P_{\mathbf{k}_0}(g)D'(g) \downarrow \mathcal{H}^s$ also produces no trivial Irreps, $\sum_h P(h)D'(h) = 0$ and Eq. (33) is still true. For an ordinary \mathbf{k}_0 without any symmetry, i.e., $\mathcal{H}^s = e$ is trivial, this leads to $\sum_h P(h)D'(h) \neq 0$. For rigorous, we point out that Eq. (33) may hold even $\sum_h P(h)D'(h)$ does not vanish. However, such peculiar FB models are yet to be discovered, to the best of our knowledge. Also, such ‘‘touching’’ is considered irrelevant to symmetry and sensitive to perturbation. Thus, it is not of general interest.

Appendix G: Enumeration of structure groups

In this section, we explain how to find all the structure groups for all inequivalent lattice structures and tabulate them. This serves as a solid foundation for determining the band touchings of the FB. In our construction procedure, the occupied sites of the symmetric CLS are defined as a \mathcal{G} -orbit as

$$\text{Orb}_{\mathbf{q}} = \{O_g \mathbf{q} | g \in \mathcal{G}\} \quad (\text{G1})$$

where \mathbf{q} is a site and \mathcal{G} is the point group of the system. Concretely, we apply every group element of \mathcal{G} on \mathbf{q} . This generates several distinct sites and we denote them as $\{\delta_i\}$. Since the orbit is an equivalent class, we can reselect \mathbf{q} as any δ_i , generating the same orbit. Notably, these sites could belong to different sublattices. We now choose $\mathbf{q} = \mathbf{q}^s$ with $\mathbf{q}^s \in \{\delta_i\}$ and belong to the s -sublattice. We define

$$\mathcal{G}^s = \{g \in \mathcal{G} | O_g \mathbf{q}^s = \mathbf{q}^s + \mathbf{R}_g\}. \quad (\text{G2})$$

It is straightforward to verify that it is a subgroup of \mathcal{G} , and the orbit $\{\delta_i^{(s)}\} = \{O_g \mathbf{q}^s | g \in \mathcal{G}^s\}$ is a subset of $\text{Orb}_{\mathbf{q}}$.

In our 2D honeycomb model, it can be recognized that $\mathcal{G} = C_{6v}$ and $\mathcal{G}^s = C_{3v}$ and in the 3D cubic model, both $\mathcal{G} = \mathcal{G}^s = O_h$ since it only has one sublattice.

Multiplicity	Letter	Site Symmetry	Coordinates
48	f	1	(x,y,z) (-x,-y,z) (-x,y,-z) (x,-y,-z) (z,x,y) (z,-x,-y) (-z,-x,-y) (-z,x,-y) (y,z,x) (-y,z,-x) (y,-z,-x) (-y,-x,z) (y,x,-z) (-y,-x,-z) (y,-x,z) (-y,x,z) (x,z,-y) (-x,z,-y) (x,-z,y) (z,-y,x) (-z,-y,x) (-x,-y,-z) (x,y,-z) (x,-y,z) (-x,y,z) (-z,-x,-y) (-z,x,-y) (z,x,-y) (z,-x,-y) (-y,-z,-x) (y,-z,x) (y,z,-x) (-y,-x,z) (y,x,z) (-y,x,-z) (-x,-z,y) (x,-z,y) (x,z,-y) (-x,z,-y) (-z,-y,x) (-z,-y,x) (z,-y,x) (z,y,x)
24	e	.m	(x,x,z) (-x,-x,z) (-x,x,-z) (x,-x,-z) (z,x,x) (z,-x,-x) (-z,-x,-x) (-z,x,-x) (x,z,x) (-x,z,-x) (-x,-z,-x) (x,x,-z) (-x,-x,-z) (-x,x,z) (x,-x,z) (-x,x,z) (x,z,-x) (-x,z,-x) (x,-z,x) (z,x,-x) (z,-x,-x) (-z,-x,-x)
24	d	m..	(0,y,z) (0,-y,z) (0,y,-z) (0,-y,-z) (z,0,y) (z,0,-y) (-z,0,y) (-z,0,-y) (y,z,0) (-y,z,0) (y,-z,0) (-y,-z,0) (y,0,z) (-y,0,z) (y,0,-z) (-y,0,-z) (0,z,y) (0,z,-y) (0,-z,y) (0,-z,-y) (z,y,0) (z,-y,0) (-z,y,0) (-z,-y,0)
12	c	m.m2	(0,y,y) (0,-y,y) (0,-y,-y) (y,0,y) (y,0,-y) (-y,0,y) (-y,0,-y) (y,y,0) (-y,y,0) (y,-y,0) (-y,-y,0)
8	b	.3m	(x,x,x) (-x,-x,x) (-x,x,-x) (x,-x,-x) (x,x,-x) (-x,-x,-x) (x,-x,x) (-x,x,x)
6	a	4m.m	(x,0,0) (-x,0,0) (0,x,0) (0,-x,0) (0,0,x) (0,0,-x)
1	o	m-3m	(0,0,0)

FIG. 11. WPs of the 3D crystallographic point group $O(432)$, adapted from the Bilbao Crystallographic Server (‘‘3D WYCK-POS’’ program).

When \mathcal{G}^s is determined, spatial coordinates are classified into inequivalent WPs. Such classification essentially depends on the stabilizer subgroup of the site (usually referred to as the site-symmetry group in crystallography). In our case, it is defined as

$$\text{Stab} = \{g \in \mathcal{G}^s | O_g \mathbf{q}^s = \mathbf{q}^s\}. \quad (\text{G3})$$

It is worth pointing out that here WPs are in the sense of a point group. This distinguishes it from what is commonly referred to, which is based on a space group. The case $\mathcal{G}^s = \text{Stab}$ is excluded since it results in an orbit with only one site, contradicting our construction scheme. We take the 3D cubic model with $\mathcal{G}^s = O_h$ as an example. All the related information is accessible on the Bilbao Crystallographic Server, which is shown in Fig. 11. We obtain the structure group by investigating the coset decomposition

$$\mathcal{G}^s = \cup_n (g_n \cdot \text{Stab}). \quad (\text{G4})$$

From the orbit-stabilizer theorem, we know that if g_n form a point group, then this is exactly the structure group. To achieve that, we first give a brief review of point groups. We classify 32 3D point groups into three types. Type-I only contains rotations

$$C_n \quad n = 1, 2, 3, 4, 6 \quad D_n \quad n = 2, 3, 4, 6 \quad T \quad O \quad (\text{G5})$$

We take the direct product of type-I point groups and inversion (Z_2^I) to get type-II point groups

$$\begin{aligned} C_1 &\rightarrow C_i & C_2 &\rightarrow C_{2h} & C_3 &\rightarrow C_{3i} & C_4 &\rightarrow C_{4h} & C_6 &\rightarrow C_{6h} \\ D_2 &\rightarrow D_{2h} & D_3 &\rightarrow D_{3d} & D_4 &\rightarrow D_{4h} & D_6 &\rightarrow D_{6h} \\ T &\rightarrow T_h & O &\rightarrow O_h \end{aligned} \quad (\text{G6})$$

To construct type-III point groups, we choose a type-I point group that is homomorphic to Z_2 with kernel denoted as G_0 . The group $G' = G_0 + I(G - G_0)$ is a point group isomorphic to G . They are listed as

$$\begin{aligned} C_2(C_1) &\cong C_s & C_4(C_2) &\cong S_4 & C_6(C_3) &\cong C_{3h} \\ D_2(C_2) &\cong C_{2v} & D_3(C_3) &\cong C_{3v} & D_4(C_4) &\cong C_{4v} & D_6(C_6) &\cong C_{6v} & D_4(D_2) &\cong D_{2d} & D_6(D_3) &\cong D_{3h} \\ O(T) &\cong T_d \end{aligned} \quad (\text{G7})$$

where the kernel is shown in the bracket.

Considering a group G with a semidirect-product structure as $G = G_1 \rtimes G_2$ or $G = G_2 \rtimes G_1$, if we perform coset decomposition on G with respect to G_1 , then all the coset representatives can be chosen as the elements in G_2 . This conclusion greatly reduces the workload of enumeration. For instance, it helps us to resolve all the structure groups of $D_n = C_n \rtimes Z_2$. Also, we get the structure groups of type-II point groups after those for type-I point groups are found, due to their direct-product structure. For a few exceptional cases, we can get all the coordinates of $\{\delta_i^{(s)}\}$ on the Bilbao Crystallographic Server and investigate them case by case.

In our 3D cubic model, the CLS sites are on the 8b WPs (we again emphasize that it is the sense of point group, as we state that it is on the 1b WPs in the main text, when in the sense of corresponding space group). We notice that the structure group may not be unique. In this case, one can choose it as C_{4h} of D_4 . Both of them fulfill the requirement of a structure group. However, it is always convenient to choose the simpler Abelian one.

All the structure groups are tabulated below. They are also applicable for simpler 2D point groups with proper modification.

TABLE IV. Tabulated structure groups for all 3D point groups.

$C_1(1)$		$C_i(\bar{1})$		$C_2(2)$		$C_s(m)$	
WP	Structure Group	WP	Structure Group	WP	Structure Group	WP	Structure Group
1a	e	2a	C_i	2b	C_2	2b	C_s
		1o	e	1a	e	1a	e

$C_{2h}(2/m)$		$D_2(222)$		$C_{2v}(mm2)$		$D_{2h}(mmm)$	
WP	Structure Group	WP	Structure Group	WP	Structure Group	WP	Structure Group
4c	C_{2h}	4d	D_2	4d	C_{2v}	8g	D_{2h}
2b	C_2	2c	C_2	2c	C_2	4f	C_{2v}
2a	C_2	2b	C_2	2b	C_2	4e	C_{2v}
1o	e	2a	C_2	1a	e	4d	C_{2v}
		1o	e			2c	C_2
						2b	C_2
						2a	C_2
						1o	e

$C_4(4)$		$S_4(\bar{4})$		$C_{4h}(4/m)$		$D_4(422)$	
WP	Structure Group	WP	Structure Group	WP	Structure Group	WP	Structure Group
4b	C_4	4b	S_4	8c	C_{4h}	8d	D_4
1a	e	2a	C_2	4b	C_4	4c	C_4
		1o	e	2a	C_2	4b	C_4
				1o	e	2a	C_2
						1o	e

$C_{4v}(4mm)$		$D_{2d}(\bar{4}2m)$		$D_{4h}(4/mmm)$		$C_3(3)$	
WP	Structure Group	WP	Structure Group	WP	Structure Group	WP	Structure Group
8d	C_{4v}	8d	D_{2d}	16g	D_{4h}	3b	C_3
4c	C_4	4c	S_4	8f	C_{4h}	1a	e
4b	C_4	4b	C_4	8e	C_{4h}		
1a	e	2a	C_2	8d	D_4		
		1o	e	4c	C_4		
				4b	C_4		
				2a	C_2		
				1o	e		

$C_{3i}(\bar{3})$		$D_3(32)$		$C_{3v}(3m)$		$D_{3d}(\bar{3}m)$	
WP	Structure Group	WP	Structure Group	WP	Structure Group	WP	Structure Group
6b	C_{3i}	6c	D_3	6c	C_{3v}	12d	D_{3d}
2a	C_2	3b	C_3	3b	C_3	6c	C_{3i}
1o	e	2a	C_2	1a	e	6b	C_6
		1o	e			2a	C_2
						1o	e

$C_6(6)$		$C_{3h}(\bar{6})$		$C_{6h}(6/m)$		$D_6(622)$	
WP	Structure Group	WP	Structure Group	WP	Structure Group	WP	Structure Group
6b	C_6	6c	C_{3h}	12c	C_{6h}	12d	D_6
1a	e	3b	C_3	6b	C_6	6c	C_6
		2a	C_2	2a	C_2	6b	C_6
		1o	e	1o	e	2a	C_2
						1o	e

$C_{6v}(6mm)$		$D_{3h}(\bar{6}m2)$		$D_{6h}(6/mmm)$		$T(23)$	
WP	Structure Group	WP	Structure Group	WP	Structure Group	WP	Structure Group
12d	C_{6v}	12e	D_{3h}	24g	D_{6h}	12c	T
6c	C_6	6d	C_6	12f	D_6	6b	C_{3i}
6b	C_6	6c	C_{3h}	12e	C_{6h}	4a	S_4
1a	e	3b	C_3	12d	C_{6h}	1o	e
		2a	C_2	6c	C_6		
		1o	e	6b	C_6		
				2a	C_2		
				1o	e		

$T_h(m\bar{3})$		$O(432)$		$T_d(\bar{4}3m)$		$O_h(m\bar{3}m)$	
WP	Structure Group	WP	Structure Group	WP	Structure Group	WP	Structure Group
24d	T_h	24d	O	24d	T_d	48f	O_h
12c	T	12c	T	12c	T	24e	O
8b	C_{4h}	8b	C_{4h}	6b	C_{3i}	24d	O
6a	C_{3i}	6a	C_{3i}	4a	S_4	12c	T
1o	e	1o	e	1o	e	8b	C_{4h}
						6a	C_{3i}
						1o	e