

Classical Combinatorial Optimization Scaling for Random Ising Models on 2D Heavy-Hex Graphs

Elijah Pelofske^{*1}, Andreas Bärtzchi¹, and Stephan Eidenbenz¹

¹Los Alamos National Laboratory

Abstract

Motivated by near term quantum computing hardware limitations, combinatorial optimization problems that can be addressed by current quantum algorithms and noisy hardware with little or no overhead are used to probe capabilities of quantum algorithms such as the Quantum Approximate Optimization Algorithm (QAOA). In this study, a specific class of near term quantum computing hardware defined combinatorial optimization problems, Ising models on heavy-hex graphs both with and without geometrically local cubic terms, are examined for their classical computational hardness via empirical computation time scaling quantification. Specifically the Time-to-Solution metric using the classical heuristic simulated annealing is measured for finding optimal variable assignments (ground states), as well as the time required for the optimization software Gurobi to find an optimal variable assignment. Because of the sparsity of these Ising models, the classical algorithms are able to find optimal solutions efficiently even for large instances (i.e. 100,000 variables). The Ising models both with and without geometrically local cubic terms exhibit average-case linear-time or weakly quadratic scaling when solved exactly using Gurobi, and the Ising models with no cubic terms show evidence of exponential-time Time-to-Solution scaling when sampled using simulated annealing. These findings point to the necessity of developing and testing more complex, namely more densely connected, optimization problems in order for quantum computing to ever have a practical advantage over classical computing. Our results are another illustration that different classical algorithms can indeed have exponentially different running times, thus making the identification of the best practical classical technique important in any quantum computing vs. classical computing comparison.

1 Introduction

The Quantum Approximate Optimization Algorithm (QAOA) is a quantum heuristic for solving combinatorial optimization problems [1, 2]. QAOA is a promising quantum algorithm as it can be executed on noisy current quantum computers that are not error-corrected and some signal can still be measured despite the noise. There is evidence that QAOA could be competitive with classical algorithms [3–10]. QAOA and similar quantum algorithms that solve combinatorial optimization problems are of considerable interest because combinatorial optimization problems are a fundamentally challenging and important computational task in information processing – and therefore if quantum mechanical effects can be utilized to efficiently solve such problems, then this would be an excellent use for quantum computing. However, studying quantum algorithms performance such as QAOA is inherently challenging because simulations of the algorithm requires either classical simulation methods, which are severely limited either due to the exponential classical computational complexity of simulating many-body quantum systems, or requires using current state of the art quantum computers which are heavily affected by limited qubit coherence times and various sources of control error. Thus, generally simulations to study QAOA performance are limited to either i) small problem sizes, or ii) intermediate-scale hardware with noise, or both. This limitation of studying quantum algorithms has motivated several different studies, including many different tasks not necessarily only for combinatorial optimization, which define problem types that can be implemented on NISQ (Noisy Intermediate-Scale Quantum) [11] hardware with little or no overhead with respect to compute time or qubit use [12–25]. These types of studies allow various quantum algorithms to be investigated in a regime where some amount of signal can be obtained from the noisy quantum hardware, but the problem instances are not very computationally hard or particularly computationally relevant. In this study, one of these types of NISQ-friendly problem instances is examined for its computational hardness using classical algorithms using the commercial optimization software Gurobi [26] and the general-purpose heuristic simulated annealing [27]. The

^{*}Email: epelofske@lanl.gov

problem instances are a type of discrete optimization problem that are random Ising models, where the goal is to find the global minimum energy of the Ising model or equivalently an optimal decision variable assignment.

Specifically, this study examines the classical computational hardness of ground-state finding for two classes of random spin glass Ising models defined on heavy-hex graphs, those with only linear and quadratic polynomial terms and those with additional cubic (three body) terms, were introduced and defined in refs. [14,15]. This class of Ising models is designed to be extremely hardware compatible for current IBM Quantum superconducting qubit processors which have two-qubit gate operations that define a sparse graph structure that is generally known as heavy-hex [28]. These heavy-hex Ising models, and in particular the implementation of the short-depth QAOA circuits that can sample these Ising models, have been subsequently been used in several studies [16,29–31].

2 Methods

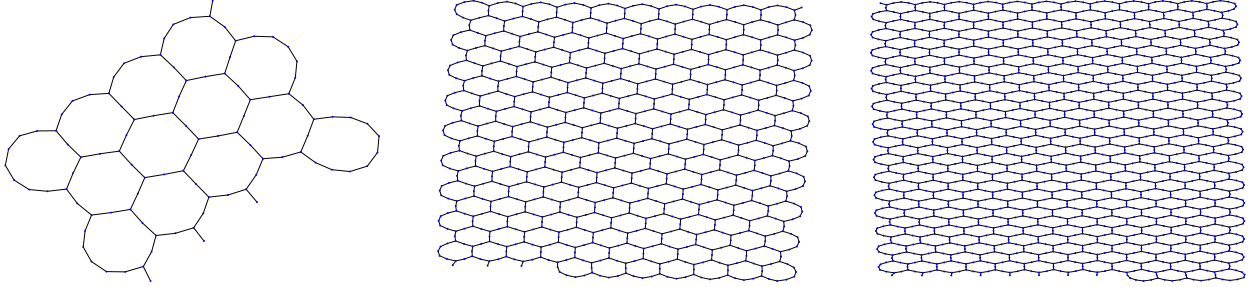


Figure 1: Examples of heavy-hex graph structures with 100 nodes (left), 1000 nodes (middle), and 2000 nodes (right). All three of these were created with the custom graph generator we created to produce approximately square lattices that follow the IBM heavy-hex hardware structure (although note that none of these structures are exactly the same as any current IBM quantum processor).

First, we created a custom generator that produces heavy-hex graphs – the structure of these graphs is a tileable lattice [28]. This allows us to create graphs with an arbitrary number of nodes. We focus specifically on 2-dimensional heavy-hex structures that are approximately square (approximately the same number of hexagonal unit cells on all sides of the 2D lattice) because this follows the existing structures of current IBM quantum processors [28]. Figure 1 shows three of these generated heavy-hex graphs. Based on these graph structures, next the Ising models defined on those graphs can be created. The heavy-hex Ising model generator uses the Networkx package [32].

The heavy-hex graph spin glass Ising models were generated using the same methods outlined in refs. [14–16], but applied to significantly larger problem sizes. These Ising models are *minimization* and *unconstrained* combinatorial optimization problems.

All of the decision variables in the Ising models are spins $z_i \in \{+1, -1\}$. Each heavy-hex graph can be described as a set of edges E and vertices V ; $G = (V, E)$. $|V|$ is the number of nodes which we will typically denote as n to define the system size. Given a vector of spins $z = (z_1, \dots, z_n) \in \{+1, -1\}^n$, the cost function is defined as

$$C(z) = \sum_{v \in V} d_v \cdot z_v + \sum_{(i,j) \in E} d_{i,j} \cdot z_i \cdot z_j + \sum_{l \in W} d_{l,n_1(l),n_2(l)} \cdot z_l \cdot z_{n_1(l)} \cdot z_{n_2(l)}, \quad (1)$$

Typically we will refer to the cost value for a given sample as the energy, where the goal is to minimize the energy. Every heavy-hex graph is a bipartite graph that has vertices $V = \{1, \dots, n\}$ and can be uniquely bipartitioned as $V = V_2 \sqcup V_3$ with $E \subset V_2 \times V_3$, where V_i has vertices of greatest degree i . W is the set of vertices l in V_2 that have degree 2 and the neighbors are $n_1(l)$ and $n_2(l)$. d_v , $d_{i,j}$, and $d_{l,n_1(l),n_2(l)}$ are the linear, quadratic and cubic coefficients. The Ising model coefficients d are randomly drawn from $\{+1, -1\}$ with probability 0.5. In this study we examine the computational hardness of ground-state finding for both the Ising models with and without the geometrically local cubic terms.

The primary classical solver that will be used in this study is the commercial Gurobi optimization software [26] - which is not a specific algorithm, but rather a piece of software that uses a variety of techniques [33–37], such as branch-and-bound, and is designed to deterministically find an optimal solution, with a provable optimality gap so

that it can be guaranteed there exists no better variable assignment (given sufficient compute time). Gurobi is not restricted to solving only discrete optimization problems, but here we use it to solve these discrete optimization problems where the variable states are either -1 or $+1$.

Gurobi does not directly handle higher order terms in the objective function polynomial, and therefore they must be structured so as to be compatible with the software. We utilize two different formulation techniques to address the cubic terms and obtain global optimal solutions of the optimization problems:

1. The cubic ZZZ terms in the higher order Ising models are order-reduced by introducing auxiliary variables, and quadratic interactions with those auxiliary variables, that preserve the optimal solution(s) to the original problem. This order reduction is performed using the heuristic order reduction method in the Python 3 module `dimod`¹. This order reduction is deterministic meaning that the resulting linear and quadratic terms in the polynomial are always the same given the same set of parameters (and there is no random seed). There is a penalty weight parameter that must be tuned such that the optimal (globally minimum) solutions are preserved in the order-reduced problem. Setting this penalty weight optimally is computationally hard in general. In this case, we set the weights to a large positive value equal to the number of nodes in the heavy-hex graph since we have found that in general as long as the weight is sufficiently greater than the largest magnitude coefficient in the original polynomial, the optimal solutions are preserved. This order reduced polynomial contains only linear and quadratic terms - and in Gurobi is formulated as a binary Integer Quadratic Program (IQP), where the variable spins are converted to binary in the cost function as $2z_i - 1$. Importantly, this technique introduces a large overhead of auxiliary variables, and is not very optimized.
2. Formulate the polynomial as a binary Integer Linear Program, where the variable states of the optimization problem are first converted into binary states. The higher order terms are *lifted* [36,38–41] into valid inequality constraint representations that do not use the higher order variable interactions directly, by using lower dimensional variable inequalities. In order to convert variable states from spins into binary, with the higher order terms, the Python 3 module `dimod` is also used, which introduces additional higher order terms. All higher order terms can then be represented as a linear program. This ILP formulation follows the same basic methods used in refs. [12,42].

The energy of the solution vectors produced by Gurobi when these two different methods are used are compared for all problem instances to ensure that the methods agree. In practice we found that these methods always agreed - however it is not clear whether the penalty weight used for the first method will always ensure an optimal solution is correctly encoded in the order-reduced polynomial.

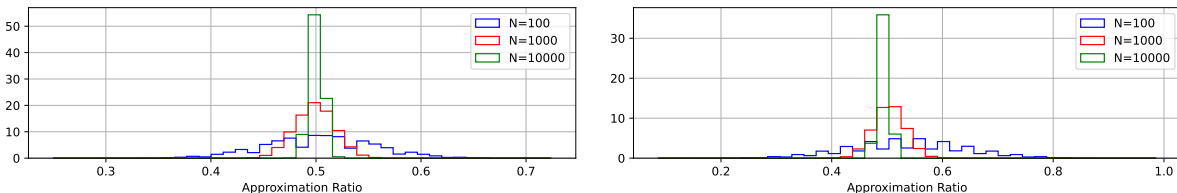


Figure 2: Normalized random sampling energy distributions, shown as density histograms (y-axis) for increasing problem size instances with cubic terms (left) and no cubic terms (right). The random samples are all generated with $p = 0.5$ of both -1 and $+1$ states. Each distribution is created from $2 \cdot 10^5$ samples. Each distribution shows samples from a single problem instance.

In addition to being solved exactly using Gurobi, these Ising models are also sampled using an existing C++ implementation of simulated annealing that is available as a Python 3 library `dwave-neal`². The simulated annealing algorithm performs a fixed set of Metropolis-Hastings spin updates, which we vary to be either 100 or 1000 where each update uses increasing β values. The default *geometric* simulated annealing schedule is used, which defines the values of β at each step of the schedule. β is the inverse temperature of the Boltzmann distribution $\frac{1}{k_B T}$, T is the thermodynamic temperature, and k_B is the Boltzmann constant [27]. The total number of simulated annealing simulations performed for each Ising model, where each simulation generates a single low-energy sample of the optimization problem, is fixed to be 50,000. The computation quality of the simulated annealing sampling is measured using *Time-to-solution* (TTS) [43]:

¹<https://github.com/dwavesystems/dimod>

²<https://github.com/dwavesystems/dwave-neal>

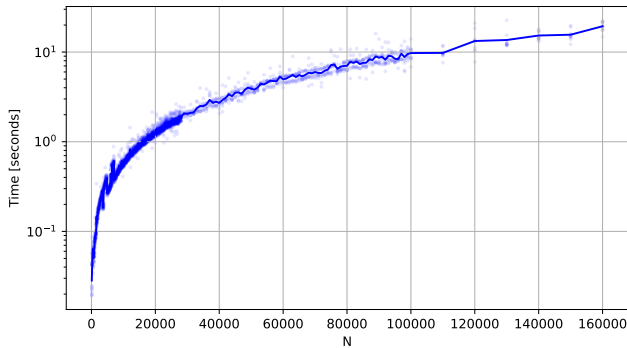


Figure 3: Gurobi runtime scaling (log scale y-axis) as a function of Ising model problem size (x-axis), where the instance contain no higher order terms. For each system size, 10 random optimization problems are solved and the runtimes are plotted as individual points; the mean time of each set of 10 instances is plotted as a connected line.

$$TTS = \frac{T_{\text{CPU}}}{N_s} \frac{\log(1 - 0.99)}{\log(1 - p)}, \quad (2)$$

where p denotes the measured optimal solution sampling success rate. N_s is the total number of samples obtained, T_{CPU} is the classical CPU time required to generate the full set of N_s samples measured as Python single-process time. TTS was defined in the context of quantifying heuristic sampling quantum and classical algorithm runtimes, and serves as a good runtime complexity measure in the absence of guarantees of optimality [43–45]. In this case TTS is defined as the expected compute time required to sample an optimal solution of the optimization problem at least once, with 99% confidence. The optimal solution sampling success rate p of finding the ground-state energy in this case is measured using the exact solutions obtained from Gurobi for the same problem instances.

Gurobi Optimizer [26] version 11.0.3 is used for all Gurobi computations. The compute hardware used for simulated annealing simulations as well as Gurobi computations is a Red Hat Linux node with Intel(R) Xeon(R) CPU E5-2695 v4 2.10GHz. All Gurobi simulations use a time limit of 100,000 seconds, a single thread, and a MIP gap of $1e-8$. All binary solutions found by Gurobi are adapted to spins using the mapping of $1 \mapsto 1$, $0 \mapsto -1$. Gurobi can be used to find multiple feasible optimal solutions, if they exist, however in this case we use Gurobi to only find a single optimal solution for each problem instance.

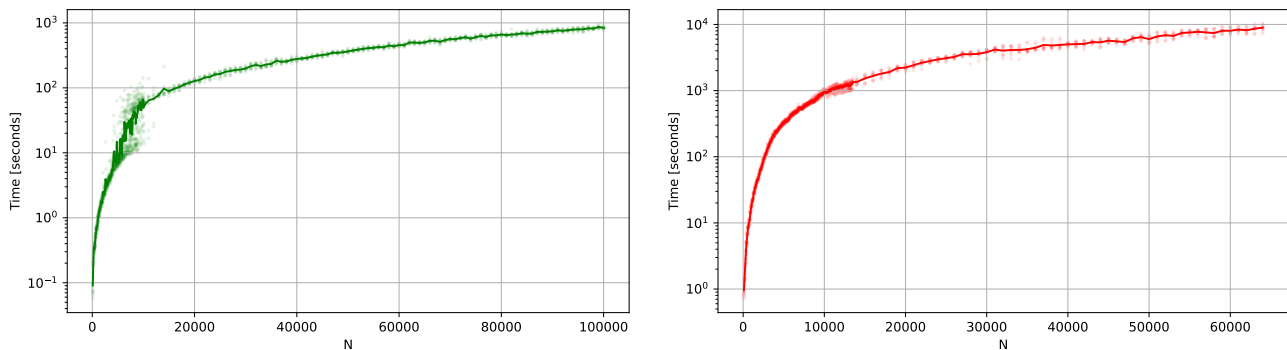


Figure 4: Gurobi runtime scaling (log scale y-axis) as a function of Ising model problem size (x-axis) for the instances with geometrically local cubic terms. Left plot shows the runtime scaling for the binary ILP method, and the right plot shows the runtime scaling for the binary IQP order reduction method. These two methods of handling the cubic terms are applied to exactly the same problem instance. At each system size N , 10 instances are solved by each method, and the individual runtimes are shown as individual points.

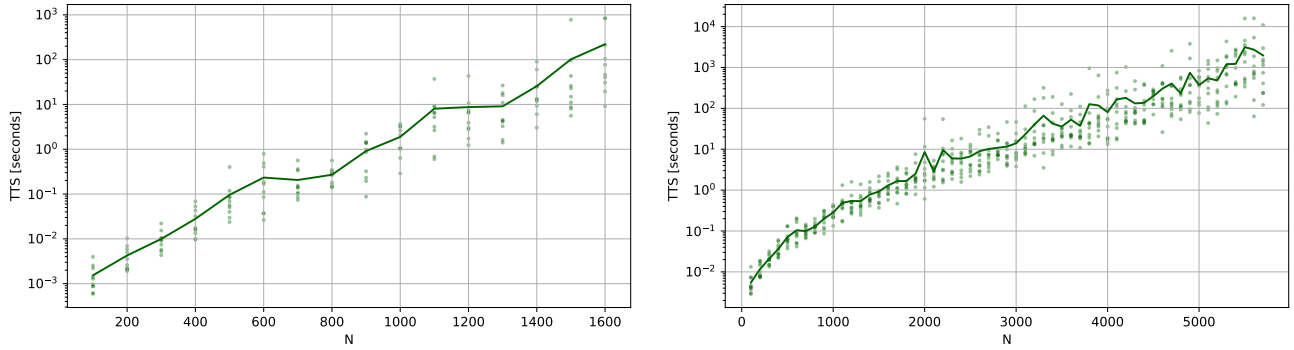


Figure 5: Simulated annealing TTS scaling (log scale y-axis) as a function of Ising model problem size (x-axis) for the instances containing no higher order terms. 100 Metropolis-Hastings updates (left) and 1000 Metropolis-Hastings updates (right). At each system size N , 10 different random-coefficient instances are solved and then the average time to solve those 10 instances are shown as a function of N by the connected green line.

Problem type	Simulation	Function fit type	Fitted coefficients	RMSE
Quadratic	SA TTS, 1000 updates	log	$a = 22.8, b = 0.0001$	572.6
Quadratic	SA TTS, 1000 updates	linear	$a = 0.111, b = 0.0001$	510.24
Quadratic	SA TTS, 1000 updates	quadratic	$a = 0.000032, b = 0.000001, c = 0.000001$	464.2
Quadratic	SA TTS, 1000 updates	exponential	$a = 0.0038, b = 0.01, c = 0.01$	172.7
Quadratic	SA TTS, 100 updates	log	$a = 2.78, b = 0.0001$	55.3
Quadratic	SA TTS, 100 updates	linear	$a = 0.0385, b = 0.0001$	48.7
Quadratic	SA TTS, 100 updates	quadratic	$a = 0.000036, b = 0.000001, c = 0.000001$	41.8
Quadratic	SA TTS, 100 updates	exponential	$a = 0.011, b = 0.001, c = 0.0001$	6.29
Quadratic	Gurobi IQP	log	$a = 0.158, b = 0.0001$	1.761
Quadratic	Gurobi IQP	linear	$a = 0.0001, b = 0.0001$	0.683
Quadratic	Gurobi IQP	quadratic	$a = 0.000001, b = 0.000001, c = 0.000001$	3444.4
Quadratic	Gurobi IQP	exponential	$a = 0.0001, b = 0.001, c = 1.788$	2.356
Cubic	Gurobi ILP	log	$a = 102.597, b = -1186.39$	230.7
Cubic	Gurobi ILP	linear	$a = 0.00791, b = 0.0001$	27.58
Cubic	Gurobi ILP	quadratic	$a = 0.000001, b = 0.000001, c = 0.000001$	2940.4
Cubic	Gurobi ILP	exponential	$a = 0.0001, b = 1.1, c = 122.3$	153.60
Cubic	Gurobi IQP	log	$a = 147.3, b = 0.0001$	2040.8
Cubic	Gurobi IQP	linear	$a = 0.12499, b = 0.0001$	315.67
Cubic	Gurobi IQP	quadratic	$a = 0.000001, b = 0.0802, c = 0.000001$	192.6
Cubic	Gurobi IQP	exponential	$a = 0.0001, b = 140, c = 691$	947.1

Table 1: Curve fitting for the computation time with respect to system size for the different optimization problem types and solvers. Linear function is fit to $ax + b$, log function is fit to $a \log_2(x) + b$, quadratic function is fit to $ax^2 + b \cdot x + c$, and exponential function is fit to $2^{xa}b + c$. Where x denotes the system size and the coefficients a, b, c are fit using least squares optimization. The dependent variable which these curves are being fit to, for each system size x , is the raw compute time in the case of Gurobi computations and is the TTS in the case of simulated annealing. Bounds are used to restrict the least squares fitting to not set the fitting variables too close to 0 with a minimum coefficient precision limit of $1 \cdot 10^{-6}$, for example in the exponential and quadratic cases, which would effectively be replicating a linear function scaling for small system sizes. All fitting coefficients are also forced to be non-negative. The lowest RMSE function fit is highlighted as red text for each problem type and solver setting.

3 Results

All runtime results are reported on a large ensemble of Ising models. The Ising models are defined over a range of problem sizes starting at 100 variables and going up to 160,000 binary decision variables, with larger intervals as the problem size increases. 10 random instances are generated for each problem size - the goal being to quantify whether there is a dramatic difference in average case, hardest case, and easiest case runtime as the number of variables increases.

Figure 2 shows two random sampling normalized energy distributions for these classes of Ising models both with and without cubic terms, as the system size is increased. The random energy samples were converted into approximation ratios by the formula

$$\text{Approximation Ratio} = \frac{C_{\text{Max}} - C_e}{C_{\text{Max}} - C_{\text{Min}}} \quad (3)$$

where C_e is the energy of a single spin configuration, C_{Max} is the global maximum energy, and C_{Min} is the global minimum energy. The maximum and minimum energies are computed using Gurobi (for all remaining simulations the Gurobi computations are strictly minimization).

Figure 2 is an initial and simple way to probe the energy spectrum of these problem instances - in particular we see that there is concentration of the random sampling energy near an approximation ratio of 0 as the system size increases. This means that the problem instances are not incredibly easy to solve in the sense that randomly sampling does not give a large approximation ratio as the system size grows.

Figure 3 shows the Gurobi runtime scaling as a function of system size for the problem instances with no higher-order terms. Figure 4 shows the Gurobi runtime scaling as a function of system size for the problem instances with cubic terms. Figure 4 shows clearly that the relatively un-optimized `dimod` order-reduction method which introduces many auxiliary terms results in significantly more total computation time. Both Figure 3 and Figure 4 show approximately linear time scaling. The average case runtime in Figures 3 and 4 does not substantially deviate from the largest or smallest runtimes, suggesting that these measured runtimes are reasonably consistent across different random polynomial coefficient choices.

Figure 5 shows time to solution scaling as a function of system size for the problem instances with no higher-order terms, with 100 and 1000 fixed variable sweep updates. Figure 5 datapoints are only shown up until there is still finite sampling of an optimal solution, using the fixed number of samples computed for each instance. Figure 5 appears to show exponential scaling.

Table 1 quantifies least squares fitting coefficients for four possible types of scaling functions namely logarithmic, linear, quadratic, and exponential. How well these fitted functions model the measured computation time data is quantified in terms of root-mean-square-error (RMSE). The lowest RMSE for all Gurobi runtime scaling are linear and quadratic function fits, for the problem instances solved using both problem encoding methods of ILP and IQP. The lowest RMSE for the Time to Solution at 99% confidence ($\text{TTS}_{0.99}$) using simulated annealing sampling is the exponential function. The TTS exponential curve fits are weakly exponential, with exponents of 0.011 and 0.0038 for 100 and 1000 variable update sweeps, respectively.

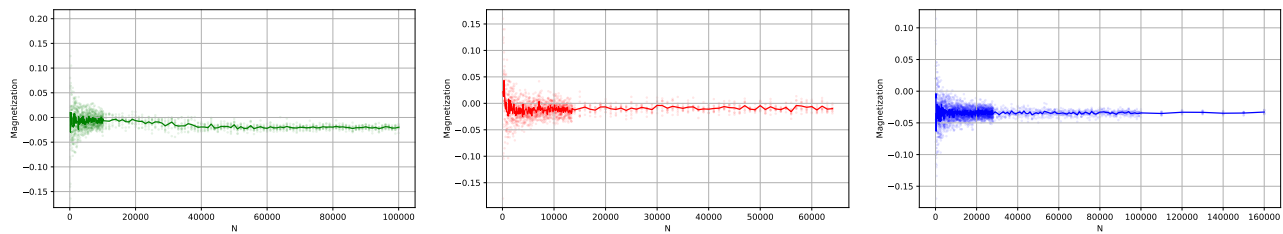


Figure 6: Optimal solution magnetization (y-axis) as a function of system size (x-axis), for the two cubic term problems (left and middle), and the quadratic term problems only (right). The average optimal solution magnetization is slightly below 0 for all three sub-plots. The magnetization of each (single) optimal solution found by Gurobi is shown, note however that this does not include exhaustive generate ground-state enumeration; this is magnetization of only a single degenerate ground-state for each problem instance (if the problem does have ground-state degeneracy).

Having the capability to obtain verified optimal ground-states of these optimization problems, using Gurobi, means that we can examine some properties of these ground-states, such as net magnetization. Figure 6 shows

the average Z -basis magnetization of the optimal solutions found by Gurobi, which shows a slight negative net magnetization, which becomes more pronounced as the system size increases, and is consistent for the problem instances with and without geometrically local cubic terms. However, these plots do not show how consistent this property is for different degenerate ground-states of these systems, or if this is a property of the optimization techniques used by Gurobi. This net magnetization of the ground-state could be a property of this class of Ising models, due to their structure and coefficient distribution, or this could be a result of the algorithms used by the Gurobi software.

4 Discussion and Conclusion

Because this class of Ising models are incredibly sparse they are unsurprisingly relatively computationally easy for classical algorithms. The fundamental motivation for these optimization problems is NISQ hardware-compatibility for a specific type of Quantum Processing Unit (QPU), which allows for scalable near-term quantum computer and algorithmic benchmarking of QAOA [14–16]. However, in order to find optimization problems that are more computationally challenging for classical algorithms, hardware-compatible problem instances such as those examined in this study will need to include more complex interactions – such as a longer range variable interactions and larger higher order terms that are not necessarily geometrically local. The findings of the results in this study contextualizes where quantum algorithms for combinatorial optimization problems need to get to in order to be competitive with state of the art classical algorithms.

Note that ground-state degeneracy is not quantified using any of the classical solvers used in this study, but this could be a topic for future study.

Acknowledgments

Thank you to Carleton Coffrin for discussions on integer programming and Gurobi. This work was supported by the U.S. Department of Energy through the Los Alamos National Laboratory. Los Alamos National Laboratory is operated by Triad National Security, LLC, for the National Nuclear Security Administration of U.S. Department of Energy (Contract No. 89233218CNA000001). Research presented in this article was supported by the NNSA’s Advanced Simulation and Computing Beyond Moore’s Law Program at Los Alamos National Laboratory. This research used resources provided by the Darwin testbed at Los Alamos National Laboratory (LANL) which is funded by the Computational Systems and Software Environments subprogram of LANL’s Advanced Simulation and Computing program (NNSA/DOE). LANL report number LA-UR-24-32607.

References

- [1] E. Farhi, J. Goldstone, and S. Gutmann, “A Quantum Approximate Optimization Algorithm,” 2014.
- [2] S. Hadfield, Z. Wang, B. O’Gorman, E. G. Rieffel, D. Venturelli, and R. Biswas, “From the Quantum Approximate Optimization Algorithm to a Quantum Alternating Operator Ansatz,” *Algorithms*, vol. 12, p. 34, Feb. 2019.
- [3] M. P. Harrigan, K. J. Sung, M. Neeley, K. J. Satzinger, F. Arute, K. Arya, J. Atalaya, J. C. Bardin, R. Barends, S. Boixo, M. Broughton, B. B. Buckley, D. A. Buell, B. Burkett, N. Bushnell, Y. Chen, Z. Chen, B. Chiaro, R. Collins, W. Courtney, S. Demura, A. Dunsworth, D. Eppens, A. Fowler, B. Foxen, C. Gidney, M. Giustina, R. Graff, S. Habegger, A. Ho, S. Hong, T. Huang, L. B. Ioffe, S. V. Isakov, E. Jeffrey, Z. Jiang, C. Jones, D. Kafri, K. Kechedzhi, J. Kelly, S. Kim, P. V. Klimov, A. N. Korotkov, F. Kostritsa, D. Landhuis, P. Laptev, M. Lindmark, M. Leib, O. Martin, J. M. Martinis, J. R. McClean, M. McEwen, A. Megrant, X. Mi, M. Mohseni, W. Mruczkiewicz, J. Mutus, O. Naaman, C. Neill, F. Neukart, M. Y. Niu, T. E. O’Brien, B. O’Gorman, E. Ostby, A. Petukhov, H. Putterman, C. Quintana, P. Roushan, N. C. Rubin, D. Sank, A. Skolik, V. Smelyanskiy, D. Strain, M. Streif, M. Szalay, A. Vainsencher, T. White, Z. J. Yao, P. Yeh, A. Zalcman, L. Zhou, H. Neven, D. Bacon, E. Lucero, E. Farhi, and R. Babbush, “Quantum approximate optimization of non-planar graph problems on a planar superconducting processor,” *Nature Physics*, vol. 17, p. 332–336, Feb. 2021.
- [4] R. Shaydulin, C. Li, S. Chakrabarti, M. DeCross, D. Herman, N. Kumar, J. Larson, D. Lykov, P. Minssen, Y. Sun, Y. Alexeev, J. M. Dreiling, J. P. Gaebler, T. M. Gatterman, J. A. Gerber, K. Gilmore, D. Gresh, N. Hewitt, C. V. Horst, S. Hu, J. Johansen, M. Matheny, T. Mengle, M. Mills, S. A. Moses, B. Neyenhuis, P. Siegfried, R. Yalovetzky, and M. Pistoia, “Evidence of scaling advantage for the quantum approximate optimization algorithm on a classically intractable problem,” *Science Advances*, vol. 10, May 2024.
- [5] J. Wurtz and D. Lykov, “Fixed-angle conjectures for the quantum approximate optimization algorithm on regular MaxCut graphs,” *Phys. Rev. A*, vol. 104, p. 052419, Nov 2021.
- [6] E. Farhi, D. Gamarnik, and S. Gutmann, “The Quantum Approximate Optimization Algorithm Needs to See the Whole Graph: A Typical Case,” 2020.
- [7] E. Farhi, D. Gamarnik, and S. Gutmann, “The Quantum Approximate Optimization Algorithm Needs to See the Whole Graph: Worst Case Examples,” 2020.
- [8] E. Farhi, J. Goldstone, S. Gutmann, and L. Zhou, “The Quantum Approximate Optimization Algorithm and the Sherrington-Kirkpatrick Model at Infinite Size,” *Quantum*, vol. 6, p. 759, July 2022.
- [9] S. Boulebnane and A. Montanaro, “Solving boolean satisfiability problems with the quantum approximate optimization algorithm,” 2022.
- [10] A. Montanaro and L. Zhou, “Quantum speedups in solving near-symmetric optimization problems by low-depth QAOA,” 2024.
- [11] J. Preskill, “Quantum computing in the nisq era and beyond,” *Quantum*, vol. 2, p. 79, Aug. 2018.
- [12] B. Tasseff, T. Albash, Z. Morrell, M. Vuffray, A. Y. Lokhov, S. Misra, and C. Coffrin, “On the Emerging Potential of Quantum Annealing Hardware for Combinatorial Optimization,” 2022.
- [13] R. S. Andrist, M. J. A. Schuetz, P. Minssen, R. Yalovetzky, S. Chakrabarti, D. Herman, N. Kumar, G. Salton, R. Shaydulin, Y. Sun, M. Pistoia, and H. G. Katzgraber, “Hardness of the maximum-independent-set problem on unit-disk graphs and prospects for quantum speedups,” *Physical Review Research*, vol. 5, Dec. 2023.
- [14] E. Pelofske, A. Bärtschi, and S. Eidenbenz, “Quantum Annealing vs. QAOA: 127 Qubit Higher-Order Ising Problems on NISQ Computers,” p. 240–258, 2023.
- [15] E. Pelofske, A. Bärtschi, and S. Eidenbenz, “Short-Depth QAOA circuits and Quantum Annealing on Higher-Order Ising Models,” *npj Quantum Information*, march 2024.
- [16] E. Pelofske, A. Bärtschi, L. Cincio, J. Golden, and S. Eidenbenz, “Scaling Whole-Chip QAOA for Higher-Order Ising Spin Glass Models on Heavy-Hex Graphs,” *npj Quantum Information*, 2024.

- [17] H. G. Katzgraber, F. Hamze, and R. S. Andrist, “Glassy chimeras could be blind to quantum speedup: Designing better benchmarks for quantum annealing machines,” *Phys. Rev. X*, vol. 4, p. 021008, Apr 2014.
- [18] Y. Kim, A. Eddins, S. Anand, K. X. Wei, E. Van Den Berg, S. Rosenblatt, H. Nayfeh, Y. Wu, M. Zaletel, K. Temme, *et al.*, “Evidence for the utility of quantum computing before fault tolerance,” *Nature*, vol. 618, no. 7965, pp. 500–505, 2023.
- [19] K. Kechedzhi, S. V. Isakov, S. Mandrà, B. Villalonga, X. Mi, S. Boixo, and V. Smelyanskiy, “Effective quantum volume, fidelity and computational cost of noisy quantum processing experiments,” *arXiv preprint*, 2023.
- [20] T. Begušić and G. K.-L. Chan, “Fast classical simulation of evidence for the utility of quantum computing before fault tolerance,” *arXiv preprint*, 2023.
- [21] J. Tindall, M. Fishman, M. Stoudenmire, and D. Sels, “Efficient tensor network simulation of IBM’s kicked Ising experiment,” *arXiv preprint*, 2023.
- [22] T. Begušić, J. Gray, and G. K.-L. Chan, “Fast and converged classical simulations of evidence for the utility of quantum computing before fault tolerance,” *arXiv preprint*, 2023.
- [23] H.-J. Liao, K. Wang, Z.-S. Zhou, P. Zhang, and T. Xiang, “Simulation of IBM’s kicked Ising experiment with Projected Entangled Pair Operator,” *arXiv preprint*, 2023.
- [24] M. S. Rudolph, E. Fontana, Z. Holmes, and L. Cincio, “Classical surrogate simulation of quantum systems with LOWESA,” *arXiv preprint*, 2023.
- [25] S. Patra, S. S. Jahromi, S. Singh, and R. Orus, “Efficient tensor network simulation of IBM’s largest quantum processors,” *arXiv preprint*, 2023.
- [26] Gurobi Optimization, LLC, “Gurobi Optimizer Reference Manual,” 2024.
- [27] S. Kirkpatrick, C. D. Gelatt Jr, and M. P. Vecchi, “Optimization by simulated annealing,” *science*, vol. 220, no. 4598, pp. 671–680, 1983.
- [28] C. Chamberland, G. Zhu, T. J. Yoder, J. B. Hertzberg, and A. W. Cross, “Topological and Subsystem Codes on Low-Degree Graphs with Flag Qubits,” *Physical Review X*, vol. 10, Jan. 2020.
- [29] S. V. Barron, D. J. Egger, E. Pelofske, A. Bärttschi, S. Eidenbenz, M. Lehmkuehler, and S. Woerner, “Provable bounds for noise-free expectation values computed from noisy samples,” *Nature Computational Science*, 2024.
- [30] N. Sachdeva, G. S. Hartnett, S. Maity, S. Marsh, Y. Wang, A. Winick, R. Dougherty, D. Canuto, Y. Q. Chong, M. Hush, P. S. Mundada, C. D. B. Bentley, M. J. Biercuk, and Y. Baum, “Quantum optimization using a 127-qubit gate-model ibm quantum computer can outperform quantum annealers for nontrivial binary optimization problems,” 2024.
- [31] C. C. McGeoch, K. Chern, P. Farré, and A. K. King, “A comment on comparing optimization on D-Wave and IBM quantum processors,” 2024.
- [32] A. A. Hagberg, D. A. Schult, and P. J. Swart, “Exploring Network Structure, Dynamics, and Function using NetworkX,” pp. 11–15, Aug. 2008.
- [33] T. Achterberg, R. E. Bixby, Z. Gu, E. Rothberg, and D. Weninger, “Presolve reductions in mixed integer programming,” *INFORMS Journal on Computing*, vol. 32, no. 2, pp. 473–506, 2020.
- [34] T. Achterberg, R. E. Bixby, Z. Gu, E. Rothberg, and D. Weninger, “Multi-row presolve reductions in mixed integer programming,” 2014.
- [35] E. R. Bixby, M. Fenelon, Z. Gu, E. Rothberg, and R. Wunderling, “MIP: Theory and practice—closing the gap,” in *IFIP Conference on System Modeling and Optimization*, pp. 19–49, Springer, 1999.
- [36] Z. Gu, G. L. Nemhauser, and M. W. Savelsbergh, “Sequence independent lifting in mixed integer programming,” *Journal of Combinatorial Optimization*, vol. 4, pp. 109–129, 2000.
- [37] “Exploring the Numerics of Branch-and-Cut for Mixed Integer Linear Optimization,” *Operations Research Proceedings*, 2018.

- [38] R. E. Gomory, “Some polyhedra related to combinatorial problems,” *Linear algebra and its applications*, vol. 2, no. 4, pp. 451–558, 1969.
- [39] L. A. Wolsey, “Valid inequalities and superadditivity for 0–1 integer programs,” *Mathematics of Operations Research*, vol. 2, no. 1, pp. 66–77, 1977.
- [40] E. Zemel, “Lifting the facets of zero–one polytopes,” *Mathematical Programming*, vol. 15, pp. 268–277, 1978.
- [41] Z. Gu, G. L. Nemhauser, and M. W. Savelsbergh, “Lifted cover inequalities for 0-1 integer programs: Complexity,” *INFORMS Journal on Computing*, vol. 11, no. 1, pp. 117–123, 1999.
- [42] S. Dash, “A note on QUBO instances defined on Chimera graphs,” 2013.
- [43] T. F. Rønnow, Z. Wang, J. Job, S. Boixo, S. V. Isakov, D. Wecker, J. M. Martinis, D. A. Lidar, and M. Troyer, “Defining and detecting quantum speedup,” *Science*, vol. 345, p. 420–424, July 2014.
- [44] D. S. Steiger, T. F. Rønnow, and M. Troyer, “Heavy Tails in the Distribution of Time to Solution for Classical and Quantum Annealing,” *Phys. Rev. Lett.*, vol. 115, p. 230501, Dec 2015.
- [45] A. Pearson, A. Mishra, I. Hen, and D. A. Lidar, “Analog errors in quantum annealing: doom and hope,” *npj Quantum Information*, vol. 6, July 2020.