

DANCEABILITY, A NEW DEFINITION OF BRIDGE INDEX

SOL ADDISON, NANCY SCHERICH, LILA SNODGRASS, AND EVERETT SULLIVAN

ABSTRACT. There are three commonly known definitions of the bridge index. These definitions come from combinatorial knot theory, Morse theory, and geometry. In this paper, we prove that the danceability index is a fourth equivalent definition of the bridge index. We extend the danceability invariant to virtual knots in multiple ways and compare these invariants to two different notions of bridge index for virtual knots.

1. INTRODUCTION

The bridge index is a well known knot invariant first studied by Schubert in the 1950's [11]. The bridge index is a common tool for measuring the complexity of knots. For example, the set of 2-bridge knots is regularly used to test knot-theoretic hypotheses as it is a set of non-trivial, yet somewhat simple, knots. There are many equivalent definitions of the bridge index stemming from different mathematical motivations, but the three most well known definitions come from combinatorial knot theory, Morse theory, and geometry. The definition used in this paper is the combinatorial version stated below.

Definition 1.1. [11] *A **bridge** of a knot diagram is a maximal length unbroken arc that includes at least one overcrossing. The **bridge number** of a knot diagram is the number of bridges in the diagram. The **bridge index** of a nontrivial knot K , denoted $br(K)$, is the minimum bridge number taken over all diagrams representing K . The bridge index of the unknot is defined to be 1.*

Theorem 1.2. [12, 13, 7, 9] *The bridge index is equal to the following knot invariants:*

- (1) (Morse Theory) *the minimum number of local maxima taken over all Morse embeddings of a knot. (For a nice exposition and proof, see [12] or [13]/Section 4.8.)*
- (2) (Geometry) *the crookedness of a knot (closely related to the total curvature), first defined by Milnor [7]. Given $\vec{v}(t)$ a unit circle parameterization of a knot, and \vec{w} a fixed vector in \mathbb{R}^3 , one can count the relative maximums of $\vec{w} \cdot \vec{v}(t)$. The crookedness of a knot is the minimum such count taken over all choices of \vec{w} and unit circle parameterizations of the knot, see [9]/Ch. 4, Sec D, No. 19]*

In this paper, we offer a new equivalent definition of the bridge index as the danceability index of a knot. Inspired by the knotted paths of dancers on a stage, mathematician and dancer, Karl Schaffer, first introduced the notion of the danceability of a knot and questioned how many dancers are required to dance a given knot [10]. The first three authors, Addison-Scherich-Snodgrass, formalized Schaffer's ideas into a knot invariant called the danceability index and proved that this invariant is bounded above by the braid index of a knot [1]. We defer the reader to Section 2 for a complete definition of the danceability index, but informally, this invariant is the minimum number of dancers needed to traverse a knot while adhering to strict rules at the crossings.

Main Theorem 1.3. *The danceability index is equal to the bridge index.*

We prove this result in two steps by showing each invariant is an upper bound for the other. One direction is fairly simple; that the bridge index is an upper bound for the danceability index. The reverse inequality is where the difficulty lies.

The danceability index extends to virtual knots, though in more than one way; there are different choices for crossing rules at virtual crossings since there is no over or under-strand. Interestingly, the bridge index also extends to virtual knots, but in more than one way; the virtual analogues of the bridge index from Definition 1.1, denoted b_1 , and the Morse theory bridge index from Theorem 1.2 are not equal for virtual knots [8]. In the final section of this paper, we explore comparisons between three virtual danceability invariants and the two different virtual bridge indexes. One such virtual danceability invariant is called the *unrestricted danceability index*, defined in Definition 4.3 in Section 4. We show that the unrestricted danceability index is equal to the bridge index b_1 , but the proof we give requires the Over-Crossings-Commute relation. So this result only applies to welded knots and not all virtual knots. We conjecture it is true for all virtual knots, but a new proof technique is required.

Theorem 1.4. *For all welded knots, the unrestricted danceability index is equal to the bridge index b_1 .*

Conjecture 1.5. *For all virtual knots, the unrestricted danceability index is equal to the bridge index b_1 .*

1.1. Organization of the paper. Section 2 is dedicated to defining the danceability index. The danceability index, as originally defined in [1], required dancers to follow the *under-first rule* at every crossing. In this paper, we give two different definitions of the danceability index, one using the *under-first rule* and the other using the *over-first rule*. We prove these two definitions induce the same invariant, and so in the following sections, we have the choice to adhere to either rule. At the end of Section 2, we give a brief discussion of computing the danceability number of a diagram using discrete objects. Section 3 contains the proof that the danceability index is equal to the bridge index. The last section, Section 4, explains the extension of the danceability index to virtual knots.

Acknowledgments. The authors would like to thank the anonymous referee from the journal *Proceedings of Bridges 2024* who refereed the first three authors' paper [1]. The result in Proposition 3.1 is due in part to the discussion with this referee. We would also like to thank Marc Kegel for helpful conversations that also led to Proposition 3.1.

This project is part of an undergraduate student research experience at Elon University for Sol Addison and Lila Snodgrass, led by professor Nancy Scherich. This project is funded in part by the Lumen Prize and the Summer Faculty Research Stipend at Elon University.

2. THE DANCEABILITY INDEX

As originally defined by Schaffer [10], a knot diagram is *danceable* if we can choose an orientation of the diagram and a point on that knot so that a dancer can start at that point, dance in the directional flow of the knot, and traverse the entire diagram with the restriction that the dancer must pass through every crossing as the under-strand first. This can be expanded to include multiple dancers so that if a dancer reaches a crossing on the

over-strand having not already passed the crossing as the under-strand first, they must wait at the crossing for another dancer to “clear the path” for the over-strand dancer. Visually, you can imagine the dancers’ paths drawing the knot over time when viewed from above. With this definition, time is pointing upward, so later times must always travel on top of earlier times. This is explained below as the “under-first rule” in Definition 2.1. However, if we assume time is pointing down, the dancers will trace the over-strand of a crossing first before crossing as the under-strand –this is called the “over-first rule”.

On a given oriented knot diagram, the choice of under versus over-first can change the number of dancers needed. The danceability index was first defined using the under-first rule to agree with Schaffer’s original motivation [1]. However, we prove that the induced danceability invariants for each rule are equal, so the choice of rule is irrelevant. Since our goal is to prove that the danceability index is equivalent to the bridge index, it is easier to work with the over-first version of the definition since bridges are arcs with overcrossings.

Definition 2.1. *An n -dance-under configuration (resp. n -dance-over configuration) of an oriented knot diagram is n initial points on the knot diagram so that conditions 1,2, and the respective third condition are satisfied.*

- (1) *One dancer starts at each of the n initial points, for a total of n dancers.*
- (2) *Each dancer travels in the direction of the pre-chosen orientation of the diagram, and stops dancing when they reach the next initial point. This ensures that the total path traveled by all dancers traverses the entire knot diagram with no overlap.*
- (3) *The speed that each dancer travels can vary and can be chosen so that the simultaneous tracing of the diagram by all n dancers follows the under-first rule (resp. over-first rule) at every crossing.*

Under-first rule: At every crossing, a dancer must pass through the crossing on the under-strand first before a dancer can cross on the over-strand. If a dancer reaches a crossing on an over-strand, they must wait until another dancer passes on the under-strand.

Over-first rule: At every crossing, a dancer must pass through the crossing on the over-strand first before a dancer can cross on the under-strand. If a dancer reaches a crossing on an under-strand, they must wait until another dancer passes on the over-strand.

Definition 2.2. *For an oriented diagram D , the **under-first danceability number** (resp. **over-first danceability number**) is the minimum number n so that there exists a n -dance-under configuration (resp. an n -dance-over configuration) of D . This is denoted $da^u(D)$ (resp. $da^o(D)$).*

The diagrams in Figure 1 illustrate the same oriented knot diagram following first the under-first rule and then the over-first rule. We can see that the under-first danceability number is 1, while the over-first danceability number is 2. In this example, whether there is a positive or negative twist makes all the difference; because of the orientation, the dancer might be forced to enter the crossing as an under-strand versus the over-strand.

The fact that simply adding a twist in the “wrong” direction can change the danceability of any given diagram demonstrates how the danceability of an oriented diagram using the under-first rule usually does not equal the danceability of that same oriented diagram using the over-first rule. Each of the dance-over and dance-under numbers induce a knot invariant by taking the minimum over all possible diagrams for a knot.

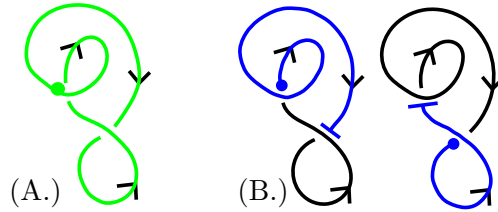


FIGURE 1. The same oriented knot diagram requiring different numbers of dancers depending on whether the under-first or over-first rule is adhered to. A dancer's starting point is designated by a dot, and a location where a dancer is waiting for another dancer to clear their path is designated by a $-$. Diagram (A.) shows a 1-dance-under configuration for the knot diagram adhering to the under-first rule. The two figures in Diagram (B.) show that this diagram cannot be danced with one dancer adhering to the over-first rule. (Here we only show the two possible starting points at the beginning of bridges in light of Lemma 3.2.)

Definition 2.3. For an un-oriented knot K , the **dance-under index**, denoted $da^u(K)$, is the minimum dance-under number over all diagrams representing K , with any choice of orientation. Analogously, the **dance-over index**, denoted $da^o(K)$, is the minimum dance-over number over all diagrams representing K , with any choice of orientation.

A priori, these two invariants seem different since, diagrammatically, orientation and choice of over versus under can change the answer. However, there is a relationship between these choices as outlined by the following retrograde trick and proposition, which will ultimately show that the induced invariants are, in fact, equal.

Retrograde Trick: Let D^+ and D^- denote the two choices of oriented diagrams for an un-oriented diagram D . Suppose there is an n -dance-over configuration for D^+ with n starting positions and varying speeds for the n dancers to traverse the entire diagram in the positive orientation, while upholding the over-first rule. We can create an n -dance-under configuration for the oppositely oriented diagram D^- by retrograding the dance (i.e. watching the dance in reverse with respect to time). Choose the n ending positions of the dance-over configuration to be the new starting points for the dance-under configuration. With time reversed, every crossing will uphold the under-first rule as the diagram is traversed in the opposite direction. This creates an n -dance-under configuration for D^- . Analogously, taking the retrograde of a dance-under configuration will create a dance-over configuration with the same number of dancers.

Proposition 2.4. For an un-oriented diagram D , the over-first danceability number of D with one orientation is equal to the under-first danceability number of D with the opposite orientation. That is, let D^+ and D^- denote the two choices of oriented diagrams for D , then

$$da^o(D^+) = da^u(D^-).$$

Proof. There is a 1-1 correspondence between the n -dance configurations D^+ using the over-first rule and the n -dance configurations of D^- using the under-first rule by the retrograde trick. So, the minimal number of dancers required to dance D^+ with the over-first rule must also be the minimal number of dancers required to dance D^- with the under-first rule. \square

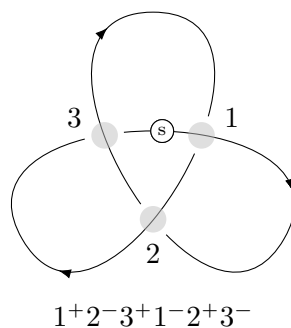


FIGURE 2. Example Gauss code for the trefoil knot diagram.

Corollary 2.5. *For any knot K , the danceability invariant using the over-first rule is equal to the danceability invariant using the under-first rule, i.e.*

$$da^o(K) = da^u(K).$$

Proof. Suppose $da^o(K) = n$ and let D^+ be an oriented diagram for K realizing this minimum following the over-first rule. That is $da^o(D^+) = n$. Then by the retrograde trick, $da^u(D^-) = n$, where D^- is an oriented diagram representing K . By minimality, we see $da^u(K) \leq da^u(D^-) = da^o(K)$. Reversing the argument, if E^- is an oriented diagram for K realizing the minimum following the under-first rule, $da^u(K) = da^u(E^-)$, then again by the retrograde trick we see that $da^o(K) \leq da^o(E^+) = da^u(K)$.

Thus we can conclude that $da^o(K) = da^u(K)$. \square

Because the choice of over versus under first does not effect the value of the induced invariant, we can define the danceability index as follows.

Definition 2.6. *For a knot K , the **danceability index**, denoted $da(K)$, is*

$$da(K) := da^o(K) = da^u(K).$$

Moreover, the danceability index of K is the minimum number of dancers needed to dance K over all choices of oriented diagrams representing K , with the choice of either the over or under first rule.

2.1. Computing Danceability Number From Gauss Codes. For a knot diagram D , a dance configuration for D can be described and stored in discrete objects through the use of Gauss codes. Since a dance configuration is restricted by the timing of the undercrossings and overcrossings, the ambient topology of each individual arc is not critical, and so these discrete structures capture the least information needed to answer the problem; finding the minimum number of dancers for a diagram.

Definition 2.7. [4] *Let D be an oriented knot diagram with n crossings. Let each crossing have a distinct label from $\{1, \dots, n\}$, and let n^+ denote the overcrossing of crossing n and n^- the undercrossing of crossing n . A **Gauss code** is a cyclic sequence of n^+ 's and n^- 's obtained by traversing D in the given orientation.¹*

Figure 2 shows an example Gauss code for the oriented trefoil diagram with labeled crossings. While the Gauss code is cyclic, a circled s is indicated on the knot to show where the sequence started.

¹Gauss codes are also called a signed Gauss sentences, or signed Gauss paragraphs for links, see [5].

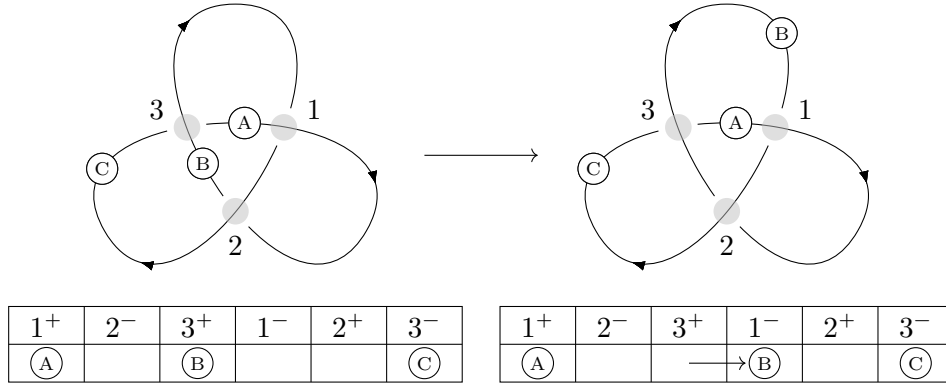


FIGURE 3. An example dance move where dancer B advances forward through crossing 3.

t	1^+	2^-	3^+	1^-	2^+	3^-	$C_{1,t}$	$C_{2,t}$	$C_{3,t}$
0	(A)		(B)				0	0	0
1	(A)			(B)			0	0	1
2		(A)		(B)			1	0	1
3		(A)			(B)		1	1	1
4		(A)				(B)	1	1	0
5			(A)			(B)	1	0	0
6	(B)		(A)				0	0	0

FIGURE 4. An example free-form 2-dance for the trefoil knot diagram that defines a 2-dance configuration for the diagram. The crossing-statuses are shown at the right of the table for each time increment.

The location of dancers on a knot diagram D can be stored in a (cyclic) table whose columns are labeled by a chosen Gauss code for D . Since the only movement restrictions are at crossings, dancers can freely dance along arcs of the knot that are not near a crossing. So the table will only record the location of a dancer on an arc right before the next crossing in its progression. For example, in Figure 3, dancer A is in the column labeled by 1^+ , which means dancer A is on the over-strand of the crossing labeled 1 and has not yet passed over this crossing.

As a dancer moves through the knot diagram, the location of the dancer advances through the table to the next column. For example, in Figure 3 dancer B moved through crossing 3 on the over strand and is heading to crossing 1 on the under-strand. This change is documented in the table by advancing B forward one entry—and this new configuration is stored as a new row of the table. We will call this a **dance progression**, that is, the advancement of one dancer across the next crossing (either over or under) in front of them.

Definition 2.8. A *free-form n -dance* of an oriented knot diagram D is a table whose columns are labeled by a Gauss code for D , with rows labeled by time, each row shows the locations of the n dancers along the diagram, and each row is one application of a dance progression applied to the previous row.

Figure 4 shows a free-form 2-dance for the trefoil diagram. To determine if a free-form n -dance gives a valid n -dance configuration for D , we need to check if the over-first rule is adhered to at each crossing. To do this, we can calculate the crossing status of each crossing, as in the next definition.

Definition 2.9. *The **crossing-status of a crossing n at time t** , $C_{n,t}$, is the number of times a dancer has advanced through its overcrossing, subtracted by the number of times a dancer has advanced through its undercrossing in the first t dance progressions of the dance.*

If a dancer crosses through a crossing as the under-strand first before the over-strand has been danced, the crossing status for that crossing will temporarily be negative. In conclusion, a free-form n -dance gives an n -dance configuration if the following two conditions are true:

- (1) (satisfies over-first rule) The crossing-status of every crossing is non-negative for all time.
- (2) (the entire diagram is danced) The last row and the first row have dancers in the same locations, but each individual dancer has shifted forward to finish in the starting position of the dancer ahead of them in the row (cyclically).

Since these two conditions can be checked in polynomial time, verifying if a free-form n -dance is an n -dance configuration is in polynomial time. Because of this, the minimum number of dancers needed to dance an oriented knot diagram, i.e. the danceability number of the diagram, can be found in exponential time with respect to the number of crossings.

3. THE DANCEABILITY INDEX IS EQUAL TO THE BRIDGE INDEX

Proposition 3.1. *The bridge index is an upper bound for danceability index, $da(K) \leq br(K)$.*

Proof. Let D be a diagram of K realizing the bridge index of K , that is $br(D) = br(K) = n$. On every bridge, place a dancer's initial starting point. A bridge is an unbroken arc made up of only overcrossings, so for a dancer following the over-first rule, each dancer can advance forward across all bridges at the same time. After this, all crossings have been crossed over as the over-strand first. Hence all dancers can continue to dance all arcs that are not bridges until the entire diagram is traversed. This shows that D admits an n -dance-over configuration, and so $da(K) \leq da(D) \leq br(D) = br(K)$. □

Lemma 3.2. *A diagram with an n -dance-over configuration admits an ℓ -dance-over configuration, with $\ell \leq n$, where every initial point is at the start of a bridge.*

Proof. Suppose a diagram D has an n -dance-over configuration. First note that every dancer's initial point is the ending point for the dancer dancing behind them in the orientation.

Adhering to the over-first rule, a dancer can freely dance forward along a bridge. If two dancers have their initial points on the same bridge, one dancer can be removed and the remaining dancer's initial point can be dragged backwards to the start of the bridge.

If a dancer has an initial point that is not on a bridge, we will show this dancer's starting point can be slid forward to the start of the next bridge. Suppose dancer A has a starting point, denoted a on an arc of D that is between two underpasses, as shown in Figure 5. Let s denote the start of the first bridge in the path ahead of a . Let dancer B denote the dancer behind dancer A . We need to show that dancer A can start at s and dancer B can dance their entire path and then dance the path from a to s that A is no longer dancing.

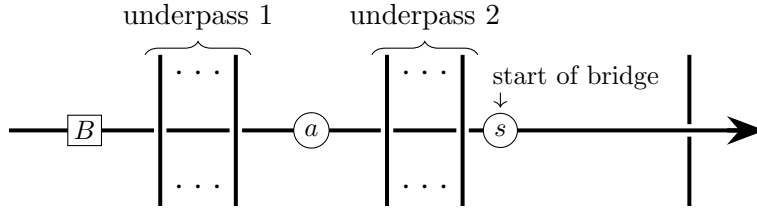


FIGURE 5

Keeping the rest of the configuration the same, suppose dancer A starts at s instead of a . We progress through the diagram in Figure 5 over time and discuss which strands have to be danced by whom and in what order.

- First: Since we started with an n -dance-over configuration, the overcrossings of underpass 2 must be danced first (and by dancers other than A) before A could have advanced from a to s .
- Second: Then A is free to dance over the bridge starting at s .
- Third: Both A and B are free to dance any part of the diagram until dancer B can freely arrive at the undercrossings of underpass 1.
- Fourth: Since we started with a n -dance-over configuration, all overcrossings of underpass 1 can be freely crossed by dancers other than B , but possibly including A .
- Fifth: Dancer B passes under underpass 1 and arrives at a , completing the original path for dancer B .
- Sixth: Since the overcrossing of underpass 2 was crossed earlier in the dance, dancer B is free to step forward through to s , completing the new configuration.

□

We now have what we need to prove the main result of the paper: the danceability index is equal to the bridge index. Resulting from Proposition 3.1, all that remains to be shown is that the danceability index is an upper bound for the bridge index. The key ingredient for the proof is a bridge slide move, shown in Figure 6. This move is similar to the bridge reduction move used by Hirasawa-Kamada-Kamada to compare the bridge index definitions for virtual knots [3, See Lemma 4.1]. Our proof, although it does not rely on virtual crossings, uses the same idea of reducing the bridge number by applying a bridge slide move.

Theorem 3.3. *The bridge index is equal to the danceability index; $da(K) = br(K)$ for any classical knot K .*

Proof. Since the bridge index is an upper bound for the danceability index, as proved in Proposition 3.1, it suffices to show that the reverse inequality is true. That is, we will show that for any knot K , $br(K) \leq da(K)$. For this proof, we use the over-first rule to compute the danceability index.

Let K be a knot with $da(K) = k$ and suppose D is an oriented diagram for K that admits a k -dance-over configuration. By Lemma 3.2, we can assume that the dancers' initial points are all at the start of bridges.

If every bridge of D has a dancer's initial starting point on it, then for the diagram D , $br(D) = da(D)$ which then implies that $br(K) \leq da(K)$. So, suppose $br(D) \geq da(D)$. Then, there is a bridge of D without a dancer's initial point on it, and there must be a dancer, denoted dancer A , whose path traverses at least two bridges. Let a denote the initial point of dancer A . The path of dancer A starts just after an underpass (at the start of a bridge),

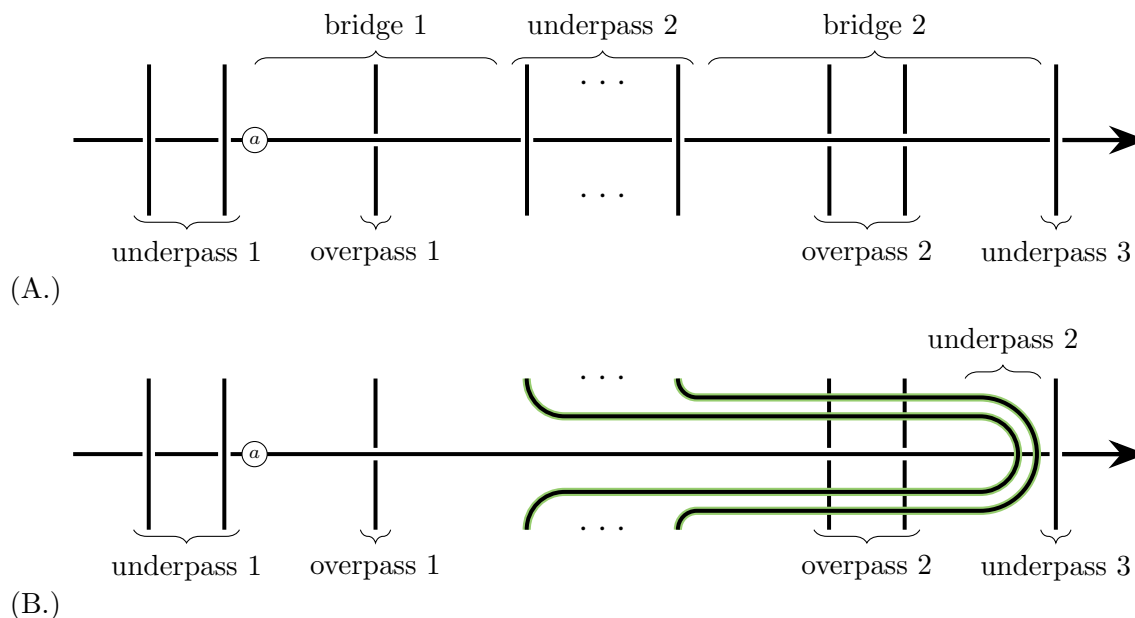


FIGURE 6. (A.) A sketch of the path of dancer A across two bridges. (B.) A bridge slide move applied to underpass 2. This is a local sequence of Reidemeister II and III moves to slide underpass 2 over overpass 2.

followed by a bridge with at least one overpass, then an underpass, then a second bridge, and an underpass (and possibly more), as shown in the Figure 6(A.).

Following Figure 6(A.), since the k -dance-over configuration for D uses the over-first rule, dancer A can freely dance along the first bridge and cross over overpass 1, but then must wait to pass under underpass 2 until other dancers have traveled over those crossings. Once all crossings in underpass 2 have been cleared, dancer A can freely pass under underpass 2 and then over the next bridge over the overpass 2. This implies that none of the crossings in underpass 2 can occur as a crossing in overpass 2 (otherwise dancer A would have to traverse a crossing in underpass 2 as the understand first in order to pass over the crossing later, which violates the over-first rule).

Because the crossings in underpass 2 are distinct from the crossings in overpass 2, we can apply a bridge slide move to underpass 2, as shown in Figure 6(B.). A bridge slide is a sequence of Reidemeister II and III moves applied to slide all of the over-strands in underpass 2 past the under-strands of overpass 2 (along the second bridge). After the bridge slide has been applied, call this new diagram D^* . In D^* , underpass 2 is adjacent to underpass 3, which eliminates bridge 2; this bridge slide move has joined bridge 1 and bridge 2 into a single bridge and created a new diagram with bridge number reduced by 1.

We now show that the danceability of D^* has not changed, that is $da(D^*) = da(D) = k$. The bridge slide move introduced new crossings between the over strands of underpass 2 and the under strands of overpass 2. For the dancers on the over-strands of underpass 2, the new crossings are all overcrossings for these dancers, and so they can advance without issue. Note that in D before the bridge slide was applied, every over-strand of underpass 2 must be danced before dancer A can cross under and then move on to cross over overpass 2. All of the dancers on the under-strands of overpass 2 must wait for dancer A , who must

wait for the over-strand dancers of underpass 2. So in D^* , all of the dancers on the understrands of overpass 2 can wait while the over-strand dancers of underpass 2 cross over all new crossings, maintaining danceability with the same original dancers as before the bridge slide was applied.

In conclusion, for every bridge in D that does not have a dancer's initial starting point on it, the bridge slide move can be applied to eliminate that bridge while maintaining the danceability number. After all such bridges have been eliminated, we are left with a new diagram D' in which every dancer dances over exactly one bridge. Thus, $br(K) \leq br(D') = da(D') = da(K)$ which concludes the proof. \square

4. DANCEABILITY INDEX FOR VIRTUAL KNOTS

Virtual knot theory was first defined by Louis Kauffman in the 1990's [4]. Virtual knots are faithfully described by planar knot diagrams with two types of crossings (usual classical crossings and virtual crossings), up to the virtual Reidemeister moves. (The virtual Reidemeister moves can be found in Figure 1 of [2].) Virtual crossings are denoted with a circle around the crossing, see Figures 8 and 9 for an examples of virtual knot diagrams. One motivation for virtual knot theory comes from Gauss codes. From Definition 2.7, it is clear that every knot diagram admits a Gauss code. However, not all Gauss codes can be realized as planar knot diagrams—this is where a virtual crossing is introduced.

The danceability index can be extended into virtual knots in multiple ways. A virtual crossing is topologically and algebraically different from a classical overcrossing, and this difference may be reflected in the movement of the dancers at a virtual crossing. For example, at a virtual crossing, the dancers' paths may meet in a duet or a physical interaction such as a lift. This would inspire a different crossing rule for virtual crossings than for classical crossings. In the following definition, we give three different options for crossing rules for virtual crossings, which gives rise to three danceability invariants for virtual knots.

Definition 4.1. *An **unrestricted n -dance configuration** (resp. **coincident**, or **smoothing n -dance configuration**) for an oriented virtual knot diagram is n initial points on the diagram satisfying conditions (1),(2), and (3), while following the over-first rule² at every classical crossing, as stated in Definition 2.1, as well as the respective fourth condition at any virtual crossings:*

- (4) *The speed that each dancer travels can vary and can be chosen so that the simultaneous tracing of the diagram by all n dancers follows the respective rule:*

Unrestricted rule: At every virtual crossing, a dancer can freely pass through the crossing without any time restriction or consideration of the other dancers' paths.

Coincident rule: At every virtual crossing, two dancers must pass through the crossing at the same time. If a dancer reaches a virtual crossing alone, they must wait until another dancer is available to pass with them simultaneously.

Smoothing rule: At every virtual crossing, choose an ϵ -radius neighborhood of the crossing that does not intersect the knot diagram outside of the virtual crossing. Two

²Here we choose the over-first rule, but one could also choose the under-first rule.

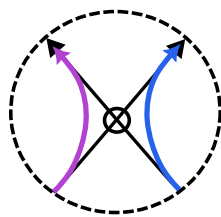


FIGURE 7. Two dancer's paths following the smoothing rule at a virtual crossing.

dancers must enter and exit the neighborhood at the same time³. In the neighborhood, the dancers follow a local smoothing of the crossing, as shown in the diagram in Figure 7. If a dancer reaches a neighborhood alone, they must wait until another dancer reaches the neighborhood to pass with them simultaneously.

Following the same procedure outlined in Section 2 for classical knots, these three types of dance configurations induce three virtual knot invariants.

Definition 4.2. *For an oriented diagram D , the **unrestricted number** is the minimum number n so that there exists an unrestricted n -dance configuration of D . This is denoted $da^{(u)}(D)$. The **coincident number** and **smoothing number** are defined analogously, and denoted $da^{(c)}(D)$ and $da^{(s)}(D)$ respectively.*

Definition 4.3. *The **unrestricted danceability index**, denoted $da^{(u)}(K)$, is the minimum unrestricted number over all diagrams representing K , with any choice of orientation. Analogously defined are the **coincident danceability index**, denoted $da^{(c)}(K)$ and the **smoothing danceability index**, denoted $da^{(s)}(K)$.*

In Figure 8, we show an example virtual knot diagram with the three different danceability configurations. The example diagram is the virtual 4.53 knot, denoted D . The first diagram in Figure 8(A.) shows an unrestricted dance configuration for D with two dancers. The second diagram in Figure 8(B.) shows a coincident dance configuration for D with three dancers. The last diagram in Figure 8(C.) shows a smoothing dance configuration for D with three dancers. By simple trial and error, one can check that these are the minimal number of dancers required to dance this diagram, so $da^{(u)}(D) = 2$, $da^{(c)}(D) = 3$, and $da^{(s)}(D) = 3$. This example illustrates different danceability numbers for the unrestricted definition versus the coincident and smoothing definitions. We can see that depending on which definition of danceability is used, the minimum number of dancers required to traverse that virtual diagram may differ.

Notice that in an unrestricted dance configuration, dancers can meet at a virtual crossing simultaneously and do a duet, pass through at different times, or even a single dancer can pass through a virtual crossing as both strands at separate times. Thus, by definition, every coincident n -dance configuration is also an unrestricted n -dance configuration.

Corollary 4.4. *For all classical and virtual knots K , $da^{(u)}(K) \leq da^{(c)}(K)$.*

³One could omit this time restriction and simply smooth the virtual crossings creating a dance configuration for the resulting classical knot. However, from the perspective of a live dance performance, the audience would not be able to distinguish a dance of a smoothed virtual knot from a classical knot. So, we chose to add the time restrictions at the virtual crossings to demonstrate that the dancer is at a virtual crossing.

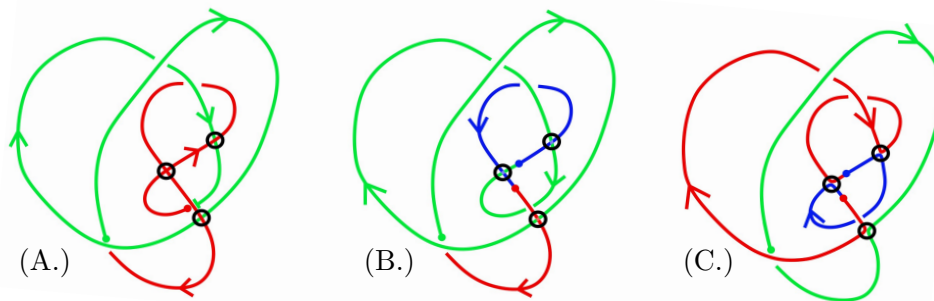


FIGURE 8. The virtual 4.53 knot diagram with (A.) an unrestricted 2-dance configuration, (B.) a coincident 3-dance configuration, and (C.) a smoothing 3-dance configuration.

We can also see there is a relationship between the coincident danceability index and the smoothing danceability index. There is a 1-1 correspondence between the coincident n -dance configurations and the smoothing n -dance configurations of any diagram. The idea is that at virtual crossings, dancers can “trade roles” mid-dance and complete the configuration (following the different virtual crossing rule) by dancing someone else’s path. The result of this is that the coincident danceability index is equal to the smoothing danceability index.

Proposition 4.5. *For all classical and virtual knots K , $da^{(c)}(K) = da^{(s)}(K)$.*

Proof. For any knot diagram D and for every n , there is a 1-1 correspondence between the coincident n -dance configurations and the smoothing n -dance configurations of D . To see this, fix a knot diagram D and a positive integer n . Given a coincident n -dance configuration for D , construct a smoothing n -dance configuration by following this procedure at every virtual crossing:

- (1) Choose a small ϵ -radius neighborhood that does not intersect D outside of the crossing.
- (2) Since we started with a valid coincident n -dance configuration, there are two dancers, call them dancers A and B , that pass through the virtual crossing at the same time. By altering their speeds slightly, the dancers can be made to enter the ϵ neighborhood of the crossing at the same time. In the neighborhood, exchange the dancers’ paths from \times to \rangle (Instead of the dancers passing through the virtual crossing at the same time, they “bounce” off each other and swap positions.) Dancer A leaves the neighborhood in dancer B ’s place, and vice versa.
- (3) Dancer A dances the remainder of the configuration in dancer B ’s place and dancer B dances the remainder of the configuration in dancer A ’s place.

Since the overall paths that are danced, and the times in which they are danced, are not affected outside small neighborhoods of the virtual crossings (*who* is dancing the paths has changed a lot), the resulting configuration is a valid smoothing n -dance configuration. If the starting diagram D did not have virtual crossings, then the coincident n -dance configuration is vacuously a smoothing n -dance configuration. It’s clear to see that this procedure is reversible, showing the desired 1-1 correspondence.

As a result, for any diagram D , the minimal coincident number is equal to the minimal smoothing number, which implies the coincident danceability index is equal to the smoothing danceability index for every knot. □

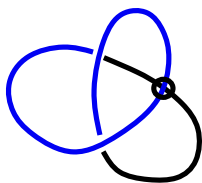


FIGURE 9. A Morse diagram for the 2.1 virtual trefoil knot, T_v , which achieves the minimal virtual bridge indexes $b_1(T_v) = 1$ and $b_2(T_v) = 2$.

It has been stated in the two previous proofs that if a diagram has no virtual crossings, then it is vacuously true that an unrestricted n -dance configuration is also a coincident n -dance configuration. It is also clear that if a diagram has no virtual crossings, then an unrestricted (or coincident) n -dance configuration is also just a (classical) n -dance-over configuration for D . This leads to the following, vacuously true, corollary.

Corollary 4.6. *If a diagram D has no virtual crossings, then $da(D) = da^{(u)}(D) = da^{(c)}(D)$.*

We suspect that this extends to the danceability invariants when applied to classical knots, though with a non-vacuous proof.

Conjecture 4.7. *If K is a classical knot, then $da(K) = da^{(u)}(K) = da^{(c)}(K)$.*

What remains to show is that for a classical knot, these invariants are minimized by a classical diagram. It is clear to see that for a $da(K) \geq da^{(u)}(K)$ and $da(K) \geq da^{(c)}(K)$ as the classical invariant does not apply to virtual diagrams. Therefore, virtual invariants are automatically no greater than the classical invariant. One needs the reverse inequalities to confirm the conjecture.

The next natural question to ask is which, if any, of the virtual danceability indexes equal the bridge number for virtual knots. This turns out to be a more subtle question than in the classical case because there are different, non-equivalent, definitions of the bridge index for virtual knots. Before we can address this question, we need to discuss the different definitions of the bridge index for virtual knots.

4.1. Definitions of the bridge index(es) for virtual knots. An **over-bridge** of a virtual knot diagram is a maximal length unbroken arc of the diagram which includes at least one classical overcrossing. An arc can pass through a virtual crossing and remain unbroken, so an over-bridge is an arc of the diagram containing only classical overcrossings, and potentially some virtual crossings as well.

The first definition of the bridge index for virtual knots, denoted b_1 , is given by the minimum number of over-bridges across all possible diagrams of a knot [8]. For classical knots, this definition agrees with the usual (classical) bridge index. The second definition of the bridge index for virtual knots, denoted b_2 , is the minimum number of local maxima taken over all planar diagrams that are Morse with respect to a height function [8]. For classical knots, this definition agrees with the Morse theory definition of the bridge index. As mentioned in the Introduction, for classical knots, these two indexes are always equal, however for virtual knots this is not the case.

Nakanishi-Satoh proved that if a virtual knot K has $b_2(K)$ equal to 1, then K must be trivial [8]. (This aligns with the classical bridge index result that all non-trivial classical knots must have bridge index at least 2.) However, it is possible for a non-trivial virtual knot

to have b_1 equal to 1. For example, the 2.1 virtual Trefoil, denoted T_v and shown in Figure 9, has $b_1(T_v) = 1$, and since T_v is non trivial, $b_1(T_v) = 1 < b_2(T_v)$. In general, Nakanishi-Satoh proved that $b_1(K) \leq b_2(K)$ for all virtual knots K [8], and this inequality can be strict.

4.2. For virtual knots, which danceability index equals which bridge index, if any at all? One relationship is clear to see; the unrestricted danceability index is less than or equal to the b_1 bridge index. Since in both definitions, the virtual crossings offer no constraints (an over-bridge arc is not broken at a virtual crossing; an unrestricted dancer can freely pass through a virtual crossing at any time), the same proof as Proposition 3.1 applies in this virtual context.

Proposition 4.8. *For any virtual knot K , $da^{(u)}(K) \leq b_1(K)$.*

Proof. Let D be a diagram of virtual knot K realizing the b_1 bridge index of K , that is $b_1(D) = b_1(K) = n$. On every over-bridge, place a dancer's initial starting point. Each dancer can advance forward across all over-bridges at the same time, satisfying the over-first rule at every classical crossing, and freely passing through any virtual crossings along the way. After this, all classical crossings have been crossed over as the over-strand first. Hence all dancers can continue to dance all arcs that are not over-bridges until the entire diagram is traversed. This shows that D admits an unrestricted n -dance-over configuration, and so $da^{(u)}(K) \leq da^{(u)}(D) \leq b_1(D) = b_1(K)$. \square

Following the same line of reasoning in Section 3, we can see that Lemma 3.2 is also true for any unrestricted n -dance over configurations with the same proof.

Lemma 4.9. *A diagram with an unrestricted n -dance-over configuration admits an unrestricted ℓ -dance-over configuration, with $\ell \leq n$, where every initial point is at the start of an over-bridge.*

Proof. Identical to the proof of Lemma 3.2. \square

We conjecture that Theorem 3.3 is also true for all virtual knots as well, that is $da^{(u)}(K) = b_1(K)$. However the proof of Theorem 3.3 does not apply to all virtual knots. The proof relies on the bridge slide move, shown in Figure 6 and again in Figure 10 for virtual knots. This bridge slide move is not always allowed for virtual knots as there could potentially be problematic virtual crossings in bridge 2.

Studying Figure 10 a bit closer, any crossing in the diagram could be a classical crossing or a virtual crossing. In the two relevant portions, namely underpass 2 and overpass 2, we have drawn one vertical strand with a classical crossing, and the second vertical strand with a virtual crossing to illustrate the subtlety. When performing a bridge slide, any strand with a virtual crossing in underpass 2 can be slid to the right over both the classical and virtual crossings of overpass 2 by using the virtual Reidemeister II and III moves (the strand highlighted in green in Figure 10). Sliding this green strand creates virtual crossings on every strand in overpass 2. On the other hand, any strand with a classical crossing in underpass 2 can be slid to the right *only* over classical crossings in overpass 2 (the strand highlighted in red in Figure 10). To slide the red strand over a virtual crossing requires an additional Reidemeister move called the Over-Crossings-Commute (OCC) relation (also called Welded Reidemeister move or forbidden move) shown in Figure 11. If the OCC relation is allowed, then bridge slide move is allowed and achieves the task of reducing the bridge number of the underlying diagram.

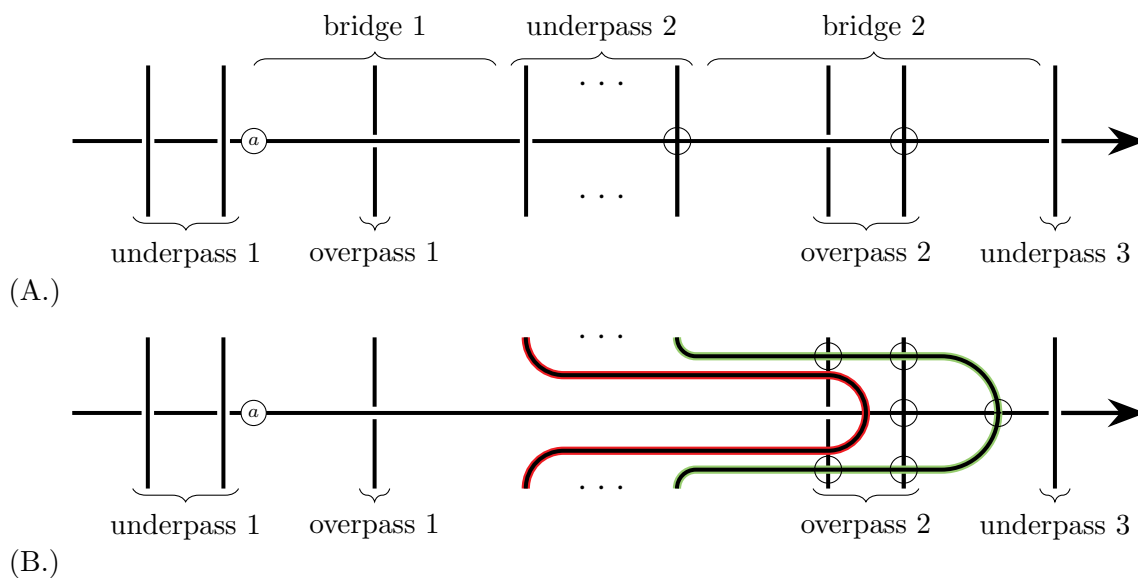


FIGURE 10. A virtual bridge slide move applied to underpass 2 for virtual knots.

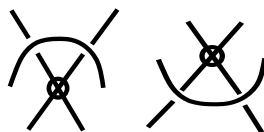


FIGURE 11. The over-crossings-commute (OCC) relation

The quotient of the set of virtual knots by the OCC relation is called the set of *welded knots*. So, the bridge slide relation is allowable on welded knots, and the following theorem results.

Theorem 4.10. *For all welded knots K , $da^{(u)}(K) = b_1(K)$.*

Proof. Analogous to the proof of Theorem 3.3 using the virtual bridge slide move. □

Conjecture 4.11. *For all virtual knots K , $da^{(u)}(K) = b_1(K)$.*

So now, what about b_2 ? How does b_2 compare to these danceability indexes? Since we know for all virtual knots K , $da^{(u)}(K) \leq da^{(c)}(K)$ by Corollary 4.4 and $b_1(K) \leq b_2(K)$ by [8], the following corollary is implied by Conjecture 4.11.

Corollary 4.12. *If Conjecture 4.11 is true, then $da^{(u)}(K) \leq b_2(K)$ and $b_1(K) \leq da^{(c)}(K)$ for all virtual knots K .*

To add one more invariant into the mix, there is a virtual analog of Alexander’s theorem that states every virtual knot is the closure of a virtual braid [4] see also [6]. As such, the **virtual braid index** (the minimum number of strands in a virtual braid presentation for the knot), denoted $\beta(K)$, is a virtual knot invariant. Just as in the classical setting, the b_2 bridge index is bounded above by the virtual braid index; the closure of an n -stranded braid

is a Morse embedding of the virtual knot with exactly n maximums. Following essentially the same proof that the classical danceability index is bounded above by the braid index from [1], we can show that the coincident danceability index is bounded above by the virtual braid index.

Theorem 4.13. *For all virtual knots K , $da^{(c)}(K) \leq \beta(K)$.*

Proof. Let K be a virtual knot with virtual braid index n , and let D be a diagram for K that realizes this braid index, i.e. D is the closure of an n -stranded virtual braid. Choose the orientation of D induced by the upwards orientation of the braid. Place n dancers, one on each strand at the bottom of the braid. All dancers travel “up” the braid. After the dancers traverse the braid, they travel the arcs in the closure, which connect back down to the initial starting points. Choose the speeds for each dancer so that all dancers travel up the braid uniformly with respect to height, not distance traveled. Just before each classical crossing, increase the speed of the dancer on the over-strand so that the dancer passes the crossing first before the dancer on the lower strand. After the crossing, decrease the over-strand dancer’s speed to join in the uniform height progression of the other dancers. Notice that at each virtual crossing, the two dancers arrive at the crossing at the same time (the same height), satisfying the coincident rule. The resulting configuration is a coincident n -dance configuration for D , proving that $da^{(c)}(K) \leq da^{(c)}(D) \leq \beta(D) = \beta(K)$. \square

So now, putting it all together, without assuming Conjecture 4.11, we see that for all virtual knots K , the following inequalities are true.

$$da^{(u)}(K) \leq b_1(K) \leq b_2(K) \leq \beta(K)$$

$$da^{(u)}(K) \leq da^{(c)}(K) \leq \beta(K)$$

We leave the reader with the question of how $da^{(c)}$ compares to b_1 and b_2 .

REFERENCES

- [1] Sol Addison, Nancy Scherich, and Lila Snodgrass. Danceability, Directed by Braid Index. *Proceedings of Bridges 2024: Mathematics, Art, Music, Architecture, Education, Culture*, 2024.
- [2] Hans Boden and Homayun Karimi. Classical results for alternating virtual links. *New York Journal of Mathematics*, 04 2022.
- [3] Mikami Hirasawa, Naoko Kamada, and Seiichi Kamada. Bridge presentations of virtual knots. *Journal of Knot Theory and Its Ramifications*, 20(06):881–893, 2011.
- [4] Louis Kauffman. Virtual knot theory. *Eur. J. Comb.*, 20:663–691, 10 1999.
- [5] Vitaliy Kurlin. Gauss paragraphs of classical links and a characterization of virtual link groups. *Mathematical Proceedings of the Cambridge Philosophical Society*, 145(1):129–140, 2008.
- [6] Sofia Lambropoulou Louis H. Kauffman. Virtual braids. *Fundamenta Mathematicae*, 184(1):159–186, 2004.
- [7] J. W. Milnor. On the Total Curvature of Knots. *Ann. Math.*, 52:248–257, 1950.
- [8] Yasutaka Nakanishi and Shin Satoh. Two definitions of the bridge index of a welded knot. *Topology and its Applications*, 196:846–851, 2015.
- [9] D. Rolfsen. *Knots and Links*. Mathematics lecture series. Publish or Perish, 1976.
- [10] Karl Schaffer. Dancing topologically. *Proceedings of Bridges 2021: Mathematics, Art, Music, Architecture, Education, Culture*, pages 79–86, 2021.
- [11] H. Schubert. Über eine numerische Knoteninvariante. *Math Z*, 61:245–288, 1954.
- [12] J. Schultens. The Bridge Number of a Knot. <https://www.math.ucdavis.edu/~jcs/pubs/bridgeindex.pdf>.
- [13] J. Schultens. *Introduction to 3-Manifolds*. Graduate Studies in Mathematics. American Mathematical Society, 2014.

ELON UNIVERSITY

Email address: `saddison3@elon.edu`

ELON UNIVERSITY

Email address: `nscherich@elon.edu`

URL: <https://nancyscherich.com/>

ELON UNIVERSITY

Email address: `lsnodgrass@elon.edu`

CLAYTON STATE UNIVERSITY

Email address: `esullivan4@clayton.edu`