

Reliable quantum advantage in quantum battery charging

Davide Rinaldi,¹ Radim Filip,² Dario Gerace,¹ and Giacomo Guarnieri¹

¹*Dipartimento di Fisica, Università di Pavia, via Bassi 6, 27100 Pavia*

²*Department of Optics and Quantum Optics Laboratory,
Palacký University, 17. listopadu 12, 77146 Olomouc*

Quantum batteries represent one of the most promising applications of quantum thermodynamics, whose goal is not only to store energy inside small quantum systems but also to potentially leverage genuine quantum effects to outperform classical counterparts. In this context, however, energy fluctuations become extremely relevant and have a significant impact on the charging efficiency. In our work, we consider a simple yet paradigmatic model in which a flying qubit (the battery) coherently interacts with a single mode optical cavity (the charger) through a number conserving Jaynes-Cummings interaction. By making use of full-counting statistics techniques, we fully characterize the average charging power, its fluctuations and the associated charging efficiency for several different choices of initial states of the optical cavity, demonstrating that preparing the latter in a genuinely quantum non-Gaussian Fock state (rather than a classical or even non-classical Gaussian state) leads to a definite and (in principle) measurable advantage in all these figures of merit.

I. INTRODUCTION

Since its original conception, Thermodynamics has provided principles to understand physical processes and offered optimization guidelines for the design and operation of machines, thus driving the technological progress forward. Such progress, over the course of the past century, has been characterized by a constant miniaturization, which has eventually led us to the construction of the first genuinely quantum devices, such as high-precision sensors [1–3], quantum computers [4–6], and nanoscale thermal machines [7–12]. However, all of the prospective applications of these cutting-edge technologies crucially require both scalability and, even more fundamentally, an exquisite degree of accuracy in order to deliver what they promise, i.e., to outperform any classical counterpart. Such an accuracy is quantitatively measured by the amount of fluctuations in any measured quantity of interest, which at the nanoscale may become as preponderant as their respective average values. It is evident that having a more pronounced average output signal makes little sense or utility if its reliability drops even more significantly (i.e., its fluctuations, or its noise, grow too much). To properly talk about ‘quantum advantage’, it is thus necessary to take these fluctuations into account.

Quantum stochastic thermodynamics has recently proved once again to be an invaluable guide in this respect, by demonstrating that curbing down fluctuations inevitably implies a minimum amount of energetic resources that must be irreversibly spent. Crucially, the contribution of genuinely quantum effects, such as quantum friction or entanglement, has been singled out in the precision of thermodynamically relevant operations, e.g., the operation of heat engines. This begs for the following central question: *is it possible to achieve proper “quantum advantage”, as specified above, in a thermodynamically meaningful task?*

Due to the inevitably much larger energy scales needed to operate and preserve quantum resources, we believe that two such tasks exist: quantum refrigeration [13], in which the goal is to cool a quantum system to the lowest possible temperature, and quantum battery charging [14], whose task is to inject, preserve, and extract energy from a quantum system. In the present work, we focus on the latter.

A quantum battery is a generic quantum system capable of storing energy after being charged, and then delivering it on demand when needed [14, 15]. A vast theoretical literature has become available on this topic, mostly concerning theoretical proposals [16–23], followed only recently by the first experimental implementations [24–27]. Nevertheless, the applications and the role of quantum batteries in future technology with the aim, e.g., of enhancing the capacity of energy storage devices [28], or becoming an integrated part of quantum computing processes [29], still need to be thoroughly investigated. On the other hand, the interest in quantum batteries is also motivated by the usefulness that such theoretical models represent in fundamental physics studies, e.g., in understanding the role of energy fluctuations in quantum systems by using thermodynamic-based approaches.

In particular, since by definition quantum batteries are subject to highly non-equilibrium processes (i.e., charging and discharging), the key quantities to be controlled are the energy fluctuations in time, i.e., the variance of its stochastic change over a given time window. In order to access these higher moments, we operate within the so-called *two-point measurement scheme* (TPM), in which the well-established Full Counting Statistics (FCS) formalism can be exploited [30, 31]. Within this framework, all the cumulants of the stochastic variable ΔE , associated with the change in energy over a certain fixed time, can be evaluated.

In this work we study a closed bipartite system based on the number-conserving and coherent Jaynes-

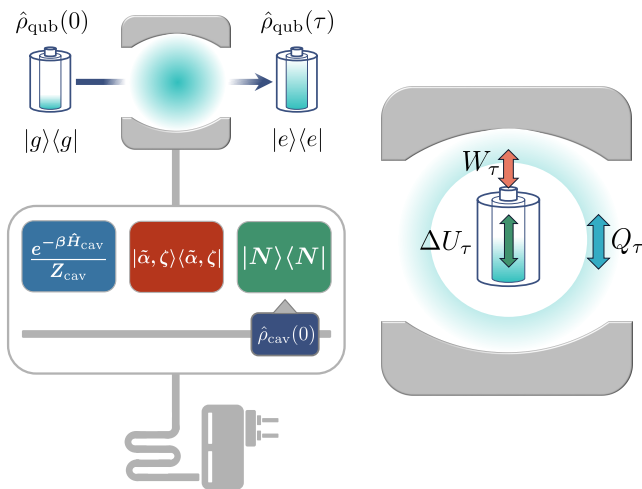


FIG. 1. Schematic representation of the proposed JC quantum battery. The single-mode resonator (i.e., the charger) can be initially set in an arbitrary radiation state, $\hat{\rho}_{\text{cav}}(0)$, such as, e.g., a thermal state with inverse temperature β , a Fock state with a fixed number of photons N , a coherent state with an average number of photons $|\alpha|^2 = N$, or a squeezed coherent state with squeezing parameter ζ and displacing parameter $\tilde{\alpha}$ with the mean number of photons $\langle n \rangle_{\xi, \tilde{\alpha}} = N$. The flying qubit (i.e., the quantum battery), enters the cavity at time $t = 0$ in its ground state $\hat{\rho}_{\text{qub}}(0) = |g\rangle\langle g|$. The radiation field is the resource to be used to charge the qubit. After the charging time $t = \tau > 0$, the qubit state should be as close as possible to its excited state, i.e., $\hat{\rho}_{\text{qub}}(\tau) \rightarrow |e\rangle\langle e|$. We define the relevant quantities associated with the energetic performance of the quantum battery: the moments (i.e., the average values) and the cumulants (i.e., the variances) of the internal energy variation, ΔU_τ , the heat exchanged, Q_τ , and the work performed, W_τ , as defined in the text.

Cummings (JC) model: a flying qubit interacting with a single-mode optical cavity for a finite time, τ . We call this device a *JC quantum battery*, as it is represented schematically in Fig. 1. The interaction process is meant to transfer energy from the radiation field (or another single-mode oscillator) populating the cavity mode in a given state (i.e., the *charger*) onto the qubit (i.e., the *quantum battery*), thus defining an actual charging process to all intents and purposes. For our purposes, we suppose that the qubit can be set in its ground state at the beginning of the process. On the other hand, we assume to have a high degree of control on the cavity: consequently, the confined electromagnetic field mode can be initially prepared in a specific state, such as classical thermal or coherent states, non-classical squeezed displaced [32] and quantum non-Gaussian Fock states. Our results show that, by preparing the cavity in a genuine quantum state (i.e., a Fock state), it is possible to achieve a significant quantum advantage in the quantum battery charging process, as compared to charging protocols that involve a charger prepared in a classical state or even non-classical Gaussian state with the same mean energy

(photon number). Importantly, such an advantage is furthermore reliable and robust, since it also takes into account the power fluctuations associated with the process. Before proceeding, let us notice that models of a JC quantum battery have already been addressed in the literature. Among the different characterizations, an analysis similar to ours has been reported in Ref. [21], although with the main purpose of charging an oscillator (a micromaser quantum battery) via a stream of qubits, each one prepared in their excited state. Another recent work has analyzed the charge of multiple three-level systems coupled to a cavity mode prepared in Fock, coherent, or squeezed coherent states, respectively [22], obtaining conclusions that are somehow opposite to ours, in the sense that the coherent state would appear to be the one that brings some advantage compared to the others. Finally, sticking to the single-qubit JC model, a two-photon JC quantum battery was investigated in Ref. [23], where it has been shown that the use of a Fock state allows to inject a larger amount of energy as compared to the classical counterparts (coherent and squeezed states), in line with the main results obtained in the present work.

The paper is structured as follows: in Sec. II we present the model of a JC quantum battery; in Sec. III we introduce the fundamental thermodynamic quantities involved in this process, as well as the FCS technique used to characterize their higher fluctuations; Sec. IV will then be devoted to the presentation of all the results, which will then be further discussed in detail in Sec. V. Section VI finally pertains to conclusions and outlooks stemming from our work.

II. THE MODEL

We consider the case of a qubit with internal transition frequency ω_{qub} , interacting for a finite time τ with a single mode of an electromagnetic field confined to a resonator, whose harmonic oscillating frequency is denoted as ω_{cav} . The interaction between the qubit and the cavity mode occurs, in general, through a time-dependent coupling strength $g(t)$, which in its simplest version can be set to be nonzero (and constant within the time of flight into the resonator) only between time $t = 0$ and time $t = \tau$, i.e., explicitly we have $g(t) = g \cdot \Theta(t)\Theta(\tau - t)$. With this approximation in mind, therefore, we can think of the coupling strength as a constant parameter for times $0 \leq t \leq \tau$, which leads to a theoretical description in terms of the Rabi Hamiltonian [33], in general. However, if we restrict the analysis to the regime in which $g/\omega_0 \ll 1$, with $\omega_{\text{qub}} \simeq \omega_0 \simeq \omega_{\text{cav}}$, then the counter-rotating terms in the Rabi Hamiltonian can be neglected (the so-called rotating wave approximation), leaving us

with the simple JC Hamiltonian [34–39]:

$$\begin{aligned}\hat{H}_{\text{JC}}(t) &= \hat{H}_{\text{qub}} + \hat{H}_{\text{cav}} + \hat{H}_{\text{int}}(t) \\ &= \hbar\omega_{\text{qub}}\frac{1}{2}\hat{\sigma}_z + \hbar\omega_{\text{cav}}\hat{a}^\dagger\hat{a} + \hbar g(t)(\hat{\sigma}_+\hat{a} + \hat{\sigma}_-\hat{a}^\dagger)\end{aligned}\quad (1)$$

being $\hat{\sigma}_z$ the z -Pauli matrix, $\hat{\sigma}_-$ ($\hat{\sigma}_+$) the annihilation (creation) operator of a single qubit excitation, and \hat{a} (\hat{a}^\dagger) the annihilation (creation) operator of a single excitation in the cavity field mode. If we write the qubit state with respect to the basis $\{|e\rangle, |g\rangle\}$ (i.e., the one consisting of the pure excited state $|e\rangle$ and of the pure ground state $|g\rangle$), then $\hat{\sigma}_z = |e\rangle\langle e| - |g\rangle\langle g|$, $\hat{\sigma}_- = |g\rangle\langle e|$, and $\hat{\sigma}_+ = |e\rangle\langle g|$.

In general, we denote the qubit state as $\hat{\rho}_{\text{qub}}(t)$, and the cavity mode state as $\hat{\rho}_{\text{cav}}(t)$. The joint system is then defined by the state $\hat{\rho}_{\text{JC}}(t)$, and we assume that, at the initial time $t = 0$, the states of the two subsystems are factorized: $\hat{\rho}_{\text{JC}}(0) = \hat{\rho}_{\text{qub}}(0) \otimes \hat{\rho}_{\text{cav}}(0)$, meaning that no correlation (whether classical or quantum) is present before the interaction. No other prescription is needed for what follows. However, since we are dealing with a charging protocol, from Sec. IV onwards we will assume that the qubit is prepared in its ground state at time $t = 0$: $\hat{\rho}_{\text{qub}}(0) = |g\rangle\langle g|$. Likewise, we will suppose that the single-mode cavity mode can be initialized in one of the following:

$$\begin{aligned}\hat{\rho}_{\text{thermal}} &= \frac{e^{-\beta\hat{H}_{\text{cav}}}}{Z_{\text{cav}}} \\ \hat{\rho}_{\text{coherent}} &= |\alpha\rangle\langle\alpha| \\ \hat{\rho}_{\text{squeezed}} &= |\tilde{\alpha}, \zeta\rangle\langle\tilde{\alpha}, \zeta| = \hat{S}(\zeta)|\tilde{\alpha}\rangle\langle\tilde{\alpha}| \hat{S}^\dagger(\zeta) \\ \hat{\rho}_{\text{Fock}} &= |N\rangle\langle N|\end{aligned}\quad (2)$$

in which $Z_{\text{cav}} = \text{Tr}\{e^{-\beta\hat{H}_{\text{cav}}}\}$ is the canonical partition function associated with the thermal state at inverse temperature β , $|\alpha\rangle = e^{-\frac{|\alpha|^2}{2}} \sum_{k=0}^{\infty} \frac{\alpha^k}{\sqrt{k!}} |k\rangle$ is the pure coherent state with $|\alpha|^2$ photons on average, $\hat{S}(\zeta) = e^{\frac{1}{2}(\zeta^* \hat{a}^2 - \zeta \hat{a}^{\dagger 2})}$ is the squeezing operator (with squeezing parameter ζ), and N is the number of photons in the Fock state $|N\rangle$. We notice that the JC model has been shown to be analytically solvable [40–42]. Let us define the evolution operator $\hat{U}(t, 0) = \mathcal{T} \exp\{-\frac{i}{\hbar} \int_0^t \hat{H}_{\text{JC}}(t') dt'\}$ (being \mathcal{T} the time-ordering operator) such that $\hat{\rho}_{\text{JC}}(t) = \hat{U}(t, 0) \hat{\rho}_{\text{JC}}(0) \hat{U}^\dagger(t, 0)$: such operator has a well known expression, and it can be explicitly written as a 2×2 matrix of cavity operators. For the sake of completeness, we provide it in App. A, see Eq. (A1).

III. DYNAMICAL FLUCTUATIONS AND FULL COUNTING STATISTICS

Since we are interested in the energy exchanges between two quantum systems during a time window τ ,

and most of all in their fluctuations, we must go beyond the *static* description of the involved meaningful quantities, i.e., the one given by the moments of quantum observables $\hat{A}(t)$ at a fixed time t , such as $\langle \hat{A}^n(t) \rangle = \text{Tr}\{\hat{A}^n(t)\hat{\rho}(t)\}$. These are *state-dependent* objects, and do not capture the essence of the non-equilibrium physics behind the battery charge. On the contrary, we shall look at the *dynamical* observables [43], i.e., stochastic variables Δa_τ that can be related to the measurement outcomes of the corresponding observables $\hat{A}(t)$ at two different times. These are, by definition, *process-dependent* quantities, and allow for a proper investigation of the out-of-equilibrium phenomena. The paradigmatic way to connect Δa_τ with $\hat{A}(t)$ is by the TPM scheme [30, 44], in which $\Delta a_\tau \equiv a_\tau - a_0$ is defined as the difference between two outcomes, a_τ and a_0 , obtained by the projective measurement of the observable $\hat{A}(t)$ at time $t = \tau$ and at time $t = 0$, respectively.

As an example, if we identify $\hat{A} = \hat{H}_{\text{qub}}$ (i.e., the qubit Hamiltonian), then $\Delta a_\tau \rightarrow \Delta U_\tau$ is a stochastic variable that represents the qubit energy variation ΔU over the time window τ , associated with two sequential energy measurements performed on the qubit at different times. As the notations suggests, we will denote the qubit energy variation with ΔU_τ , that is the *internal energy variation* of the system of interest (i.e., the battery). Besides, we will consider as *heat* the change in energy of the environment [45]: in this case, it is the energy change of the cavity (i.e., the charger), which actually acts as a sort of environment. Therefore, by identifying \hat{A} with \hat{H}_{cav} , the heat is $\Delta a_\tau \rightarrow Q_\tau$, which is linked to two sequential energy measurements made on the cavity. Finally, by employing the first law of thermodynamics, we get the *work* W_τ as the energy contribution stemming from the energy conservation, i.e., $\Delta U_\tau = Q_\tau + W_\tau$. This contribution can be interpreted as the amount of energy stored in the interaction between the two systems: as it will be shown in Eqs. (12), W_τ vanishes in case of perfect resonance (i.e., whenever the JC model is energy conserving), while it is nonzero if $\Delta\omega \neq 0$.

The next step is to make use of FCS in order to compute the statistical cumulants of such quantities. A complete treatment on FCS is provided in Ref. [30]: here we briefly summarize only the key concepts. In particular, in order to find the statistics of ΔU_τ , Q_τ , and W_τ , we need to find a generating function $\mathcal{G}_\tau(\chi)$ depending on the so-called *counting parameters*, χ_1 and χ_2 , summarized by the vector $\chi = (\chi_1, \chi_2)$. The counting parameter χ_1 is associated with the qubit change in energy, i.e., ΔU_τ , while χ_2 is associated with the variation of energy stored in the cavity mode, that is Q_τ . This relation is formalized by defining the *tilted* evolution operator

$$\hat{U}_{\chi}(\tau, 0) = e^{i\frac{\chi_1}{2}\hat{H}_{\text{qub}} - i\frac{\chi_2}{2}\hat{H}_{\text{cav}}}\hat{U}(\tau, 0)e^{-i\frac{\chi_1}{2}\hat{H}_{\text{qub}} + i\frac{\chi_2}{2}\hat{H}_{\text{cav}}}\quad (3)$$

obtained from the known evolution operator $\hat{U}(\tau, 0)$ of the JC model. As shown in Eq. (3), we notice that χ_1 multiplies \hat{H}_{qub} , while χ_2 multiplies \hat{H}_{cav} , and their sign is conventionally chosen, without any loss of generality, in order to match the sign convention of the First Law of Thermodynamics. It turns out that the generating function can be found simply by taking the trace of the joint systems density matrix at the starting time, $\hat{\rho}_{\text{JC}}(0)$, multiplied by the tilted evolution operator $\hat{U}_{\frac{\chi}{2}}(\tau, 0)$ from the left, and by $\hat{U}_{-\frac{\chi}{2}}^\dagger(\tau, 0)$ from the right:

$$\mathcal{G}_\tau(\chi) = \text{Tr}\{\hat{U}_{\frac{\chi}{2}}(\tau, 0)\hat{\rho}_{\text{JC}}(0)\hat{U}_{-\frac{\chi}{2}}^\dagger(\tau, 0)\} \quad (4)$$

Once the generating function is known, it is possible to find the statistical moments of ΔU_τ and Q_τ , by performing the derivative of $\mathcal{G}_\tau(\chi)$ with respect to χ_1 and χ_2 , respectively, and by setting $\chi_1 = 0 = \chi_2$. The statistics of the work W_τ can then be obtained by using the first law of thermodynamics:

$$\begin{aligned} \langle \Delta U_\tau^n \rangle &= (-i)^n \left. \frac{\partial^n \mathcal{G}(\chi)}{\partial \chi_1^n} \right|_{\chi_1=0=\chi_2} \\ \langle Q_\tau^n \rangle &= (-i)^n \left. \frac{\partial^n \mathcal{G}(\chi)}{\partial \chi_2^n} \right|_{\chi_1=0=\chi_2} \\ \langle W_\tau^n \rangle &= \langle (\Delta U_\tau - Q_\tau)^n \rangle \end{aligned} \quad (5)$$

Finally, the cumulants of the stochastic variable Z , where $Z \in \{\Delta U_\tau, Q_\tau, W_\tau\}$, can be found by employing the definition $\kappa_n(Z) = \langle (Z - \langle Z \rangle)^n \rangle$. As an example, the second-order cumulant of Z is its variance, i.e., $\text{var}(Z) = \langle (Z - \langle Z \rangle)^2 \rangle = \langle Z^2 \rangle - \langle Z \rangle^2$. The detailed expressions for $\hat{U}_{\frac{\chi}{2}}$ and $\mathcal{G}_\tau(\chi)$ are provided in App. B, Eqs. (B1) and (B3).

IV. RESULTS

Here we present the main result of the present work, namely, the possibility of exploiting a non-classical cavity initial state in order to achieve an effective quantum advantage in the charging process of a JC quantum battery, even at the level of energy fluctuations. In particular, the signal-to-noise ratio (SNR) associated with a charging protocol where the cavity is prepared in a Fock state, $|N\rangle\langle N|$, reaches much higher values than any other protocol based on Gaussian (i.e., thermal, coherent, or squeezed coherent) states of light sharing the same average energy. This result is concisely shown in Fig. (2), while the steps necessary to obtain it and a thorough discussion are given below.

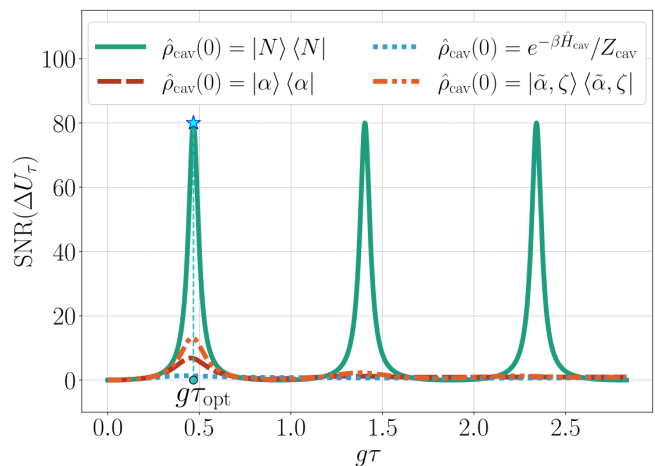


FIG. 2. Plot of the $\text{SNR}(\Delta U_\tau)$ from Eq. (6) as a function of the time window $g\tau$, related to four different initial cavity states: pure Fock (continuous green line), coherent (dashed red), thermal (dotted blue), and squeezed coherent (dash-dotted orange). Importantly for a fair comparison between them, all these states have the same average photon number, which is $\langle n \rangle = N = 5$. Moreover, here we set the other parameters to be $\omega_{\text{qub}} = 1$ GHz $g/\omega_{\text{qub}} = 10^{-2}$, $\Delta\omega = \omega_{\text{qub}} - \omega_{\text{cav}}$ and $\Delta\omega/\omega_{\text{qub}} = 5 \cdot 10^{-3}$. As reported in Eq. (13), $\text{SNR}(\Delta U_\tau)$, $\text{SNR}(Q_\tau)$, and $\text{SNR}(W_\tau)$ are quantitatively identical.

A. The signal-to-noise ratio

First, we define the SNR associated with a stochastic observable Z :

$$\text{SNR}(Z) = \frac{\langle Z \rangle^2}{\text{var}(Z)} \quad (6)$$

which quantifies the relative quality of the *signal* (i.e., the squared average $\langle Z \rangle^2$) with respect to its *fluctuations* (that is, the variance $\text{var}(Z)$). In our discussion, Z denotes a stochastic quantity between ΔU_τ , Q_τ , and W_τ .

As was mentioned before, although the analysis can be carried out without imposing any assumption on the initial states of the qubit and the cavity mode (i.e., the framework presented in Sec. III is completely general), we now restrict ourselves to the particular case of a qubit initial state $\hat{\rho}_{\text{qub}}(0) = |g\rangle\langle g|$, and a cavity mode initially in a Fock state $\hat{\rho}_{\text{cav}}(0) = |N\rangle\langle N|$. This means that the battery is, in principle, discharged, while the charger is in a quantum state corresponding to exactly N photons stored. Also, we focus only on the computation of the statistics related to the variation of the qubit energy, i.e. ΔU_τ : for that reason, we set $\chi_2 = 0$ in the generating function, in order to discard the factors associated with Q_τ , and to further enlighten the following expressions. The details regarding the derivation are provided in App. B.

Therefore, under these assumptions, the generating

function $\mathcal{G}_\tau(\chi_1, \chi_2 = 0) \equiv \mathcal{G}_\tau(\chi_1)$ has the following form:

$$\mathcal{G}_\tau(\chi_1) = g^2 N e^{i\chi_1 \hbar \omega_{\text{qub}}} \mathcal{S}^2(\tau) + \mathcal{C}^2(\tau) + \left(\frac{\Delta\omega}{2}\right)^2 \mathcal{S}^2(\tau) \quad (7)$$

where the functions $\mathcal{S}(\tau)$ and $\mathcal{C}(\tau)$ are shortcuts for:

$$\begin{aligned} \mathcal{S}(\tau) &= \frac{\sin\left(\tau \sqrt{g^2 N + \left(\frac{\Delta\omega}{2}\right)^2}\right)}{\sqrt{g^2 N + \left(\frac{\Delta\omega}{2}\right)^2}} \\ \mathcal{C}(\tau) &= \cos\left(\tau \sqrt{g^2 N + \left(\frac{\Delta\omega}{2}\right)^2}\right) \end{aligned} \quad (8)$$

and $\Delta\omega = \omega_{\text{qub}} - \omega_{\text{cav}}$ is the detuning between the qubit and the cavity. By taking the first derivative with respect to χ_1 as in Eq.s (5), and by setting $\chi_1 = 0$, we then obtain the analytic expression for the change in energy of the qubit:

$$\langle \Delta U_\tau \rangle = g^2 N \hbar \omega_{\text{qub}} \mathcal{S}^2(\tau) \quad (9)$$

It is then straightforward to compute the second-order momentum of ΔU_τ , i.e., $\langle \Delta U_\tau^2 \rangle$, from which we get the variance $\text{var}(\Delta U_\tau) = \langle \Delta U_\tau^2 \rangle - \langle \Delta U_\tau \rangle^2$:

$$\begin{aligned} \text{var}(\Delta U_\tau) &= g^2 N (\hbar \omega_{\text{qub}})^2 \mathcal{S}^2(\tau) \\ &\quad - [g^2 N \hbar \omega_{\text{qub}} \mathcal{S}^2(\tau)]^2 \end{aligned} \quad (10)$$

Finally, the SNR can be found from Eqs. (9) and (10), by dividing the square of ΔU_τ by $\text{var}(\Delta U_\tau)$:

$$\text{SNR}(\Delta U_\tau) = \frac{g^2 N \mathcal{S}^2(\tau)}{1 - g^2 N \mathcal{S}^2(\tau)} \quad (11)$$

Analogously, we can calculate the SNR for different initial cavity states, e.g., the ones defined in Eq. (2). Although an analytical formulation is still possible, in these cases it involves summations over infinite terms (i.e., over the cavity energy levels): therefore, computations must be carried out numerically, by truncating the summations. The results corresponding to four different initial cavity mode states are reported in Fig. 2. Here we have fixed $N = 5$, and consequently we choose $\beta = \log\left(\frac{N+1}{N}\right)/\hbar\omega_{\text{cav}}$ (by direct application of the Bose-Einstein statistical relation), and $\alpha = \sqrt{N}$; regarding the squeezed coherent state, we choose a real squeezing parameter $\zeta = 0.6$, and we picked $\tilde{\alpha} \simeq 3.906$. This way, each Gaussian state contains $\langle n \rangle = N = 5$ photons on average. This way, a direct comparison can be made between the different cases, showing that an effective quantum advantage in the charging process of a JC quantum battery is achieved when the cavity mode is prepared in a Fock state as compared to any Gaussian (i.e., thermal, coherent, or squeezed coherent) states of light, as anticipated at the beginning of this Section.

Additionally, it is possible to demonstrate that the moments and the cumulants of the stochastic quantities Q_τ

and W_τ are directly proportional to the corresponding moments and cumulants of the internal energy variation, ΔU_τ , with proportionality coefficients that depend only on the characteristic frequencies of the qubit and the cavity mode, i.e.,

$$\begin{aligned} \langle Q_\tau^n \rangle &= \left(\frac{\omega_{\text{cav}}}{\omega_{\text{qub}}}\right)^n \langle \Delta U_\tau^n \rangle \\ \kappa_n(Q_\tau) &= \left(\frac{\omega_{\text{cav}}}{\omega_{\text{qub}}}\right)^n \kappa_n(\Delta U_\tau) \\ \langle W_\tau^n \rangle &= \left(1 - \frac{\omega_{\text{cav}}}{\omega_{\text{qub}}}\right)^n \langle \Delta U_\tau^n \rangle \\ \kappa_n(W_\tau) &= \left(1 - \frac{\omega_{\text{cav}}}{\omega_{\text{qub}}}\right)^n \kappa_n(\Delta U_\tau) \end{aligned} \quad (12)$$

The derivation of these relations is detailed in App. C. It is interesting to highlight that, albeit simple, they are completely general in the sense that they do not depend on any other physical parameter but the ratio between ω_{cav} and ω_{qub} (for example, they do not even depend on the coupling strength g , or the average number of photons in the cavity). Besides, they neither depend on the initial system states, thus remaining valid even beyond the assumptions under which we derived Eq. (11). Furthermore, they hold for moments and cumulants of any order n .

Such a simple analytic form is ultimately due to the relative simplicity of the JC model itself, together with the generality of the first law of Thermodynamics, for which, given the two energy contributions ΔU_τ and Q_τ , the third one, W_τ , is automatically quantified by the energy conservation argument. The simplicity of these relations is reflected in the SNR: in fact, once the initial states of qubit and cavity have been fixed, it is sufficient to compute the average and the variance of ΔU_τ to obtain the ones of Q_τ and W_τ , by scaling $\langle \Delta U_\tau \rangle$ and $\text{var}(\Delta U_\tau)$ with the factors $\omega_{\text{cav}}/\omega_{\text{qub}}$ and $(\omega_{\text{cav}}/\omega_{\text{qub}})^2$, respectively. Therefore, we have that

$$\text{SNR}(\Delta U_\tau) = \text{SNR}(Q_\tau) = \text{SNR}(W_\tau) \quad (13)$$

because the ratio $(\omega_{\text{cav}}/\omega_{\text{qub}})^2$ simplifies out. This is the reason why, in Fig. 2, the SNR has been computed from the expectation and the variance of ΔU_τ only.

B. Charging protocol: power and charge efficacy

Following Ref. [14], we define the power P_τ as the quantity of energy injected in the qubit per unit of time, i.e.,

$$\langle P_\tau \rangle \equiv \frac{\langle \Delta U_\tau \rangle}{\tau} \quad (14)$$

Under the same conditions that led to Eq. (11), i.e. assuming that the qubit and the cavity mode start in the

ground state and in a Fock state, respectively, it is possible to analytically derive the optimal charging time τ_{opt} , defined as the shortest time for which the SNR (11) is maximized. This condition is achieved when the sine contained in the function $S(\tau)$ of Eqs. (8) is equal to 1:

$$\tau_{\text{opt}} = \frac{\pi}{2\sqrt{g^2 N + (\frac{\Delta\omega}{2})^2}} \quad (15)$$

From the above expression, we can recover the following result: $\tau_{\text{opt}} \sim 1/\sqrt{N}$. The latter describes the speedup that can be obtained by using a cavity Fock state with N photons [16], which is a useful cross-check. We also remark here that an analytic expression for τ_{opt} is only possible for the Fock state cavity, while for all the other initial states, a numerical solution is required.

By plugging Eq. (9) into Eq. (14) and evaluating it over the optimal time window $\tau = \tau_{\text{opt}}$, we find:

$$\langle P_{\tau_{\text{opt}}} \rangle = \frac{2g^2 N \hbar \omega_{\text{qub}}}{\pi \sqrt{g^2 N + (\frac{\Delta\omega}{2})^2}} \quad (16)$$

which is the produced power over the time window τ_{opt} , corresponding to the attainment of the maximum SNR in the case of a Fock state cavity. We notice that this optimal time does not correspond to the time at which the average power output is maximum, since at the latter the energy fluctuations are still higher and consequently the relative quality of the output signal (quantified by the SNR) is lower.

Finally, we can evaluate the charging efficacy by means of the evaluation of the distance between the qubit state at the generic time τ , $\hat{\rho}_{\text{qub}}(\tau)$, and the qubit target state, that is the excited state $\hat{\rho}_{\text{qub}}^{\text{exc}} = |e\rangle\langle e|$. The goal is to bring the qubit as close as possible to its excited state, in order to maximize the battery charge. Ideally, in that case the distance between the two states should vanish. In particular, we chose the fidelity $F(\hat{\rho}_1, \hat{\rho}_2)$ [46–48] as the proper figure of merit, defined as

$$F(\hat{\rho}_1, \hat{\rho}_2) = (\text{Tr}\{\sqrt{\sqrt{\hat{\rho}_1}\hat{\rho}_2\sqrt{\hat{\rho}_1}}\})^2 \quad (17)$$

where we substitute $\hat{\rho}_1 = \hat{\rho}_{\text{qub}}(\tau)$ and $\hat{\rho}_2 = \hat{\rho}_{\text{qub}}^{\text{exc}} = |e\rangle\langle e|$.

The simulated results showing the produced power and the fidelity evaluated over a time window $g\tau$ are depicted in Fig. 3. First of all, we immediately notice how the Fock state cavity produces slightly more power than the three Gaussian states. (b) Fidelity F , as defined in Eq. (17), between $\hat{\rho}_{\text{qub}}(\tau)$ and $\hat{\rho}_{\text{qub}}^{\text{exc}}$, where $\hat{\rho}_{\text{qub}}^{\text{exc}} = |e\rangle\langle e|$. The optimal charge (i.e., the process for which the final qubit state approaches $|e\rangle\langle e|$), can be obtained only when the cavity is prepared in a Fock state. In that case, $F \rightarrow 1$ when the qubit and the cavity mode are perfectly resonant, and when the charging time is the optimal time of Eq. (15). It is worth emphasizing that the charging efficacy is maximized at the very same value of time τ_{opt} that

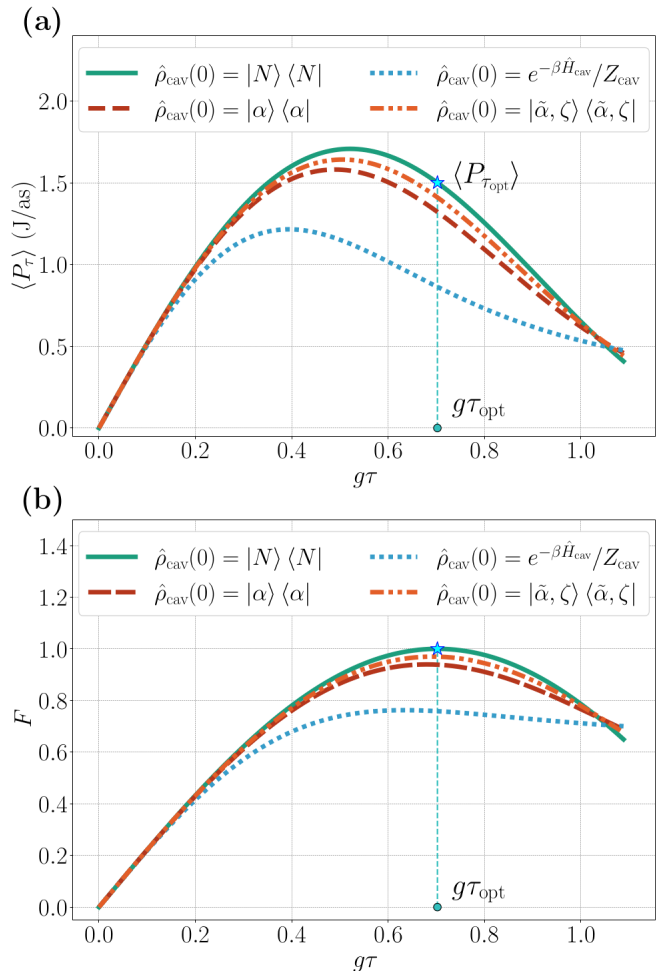


FIG. 3. (a) Produced power $\langle P_\tau \rangle$, as defined in Eq. (14), plotted as a function of flying qubit time. As in Fig. 2, $\langle P_\tau \rangle$ has been computed for four different initial cavity states (the color code is the same as in Fig. 2). Here we assumed: $\Delta\omega/\omega_{\text{qub}} \equiv 0$. As before, we set $g/\omega_{\text{qub}} = 10^{-2}$, and we fixed the mean number of photons present in each state to be equal to $\langle n \rangle = N = 5$. (b) Fidelity $F(\hat{\rho}_{\text{qub}}(\tau), \hat{\rho}_{\text{qub}}^{\text{exc}})$ between the qubit state at time τ , $\hat{\rho}_{\text{qub}}(\tau)$, and the target qubit state $\hat{\rho}_{\text{qub}}^{\text{exc}} = |e\rangle\langle e|$, as defined in Eq. (17). The choice of the simulation parameters is exactly the same as in Fig.3a.

optimized the SNR. This fact, far from obvious, strongly stresses the importance of incorporating the role of energy fluctuations into the picture when characterizing the performance of thermodynamic processes.

V. DISCUSSION

The advantage in the charging protocol provided by employing a cavity in an initial Fock state is inferred from the SNR of Eq. (11) reaching larger values as compared to the same quantity computed by using Gaussian states (the ones that can be associated with classical light, i.e., thermal, coherent, or squeezed coherent states,

respectively), as shown in Fig. 2. This means that not only the average energy injected in the qubit within a time τ is larger in the Fock state case (as it is evinced from the calculated average power in Fig. 3a), but also that energy fluctuations during the charging process are minimized by preparing the cavity mode in a genuine quantum state. Besides, we notice that, in the specific case of Eq. (11) and in the ideal situation of perfectly resonant oscillators, $\Delta\omega = \omega_{\text{qub}} - \omega_{\text{cav}} = 0$, the SNR diverges for $\tau = \tau_{\text{opt}}$. This can be understood as follows: if the qubit is perfectly resonant with the single mode cavity, a coherent exchange of energy between the two systems takes place. In other words, as much energy is given off by the charger as it is absorbed by the battery. Moreover, the energy fluctuations in the process ideally tend to zero, making the energy exchange maximally precise. Remarkably, from Fig. 3b we can also infer that the excited state of the qubit can be obtained *only* if the cavity mode is prepared in a Fock state. In all the other cases, the qubit gains some energy with respect to the beginning of the charging protocol, but the energy enhancement at the end of the process is not maximal: indeed, even if the fidelity is maximized for certain time windows $g\tau$, it is exactly 1 only for the case involving a genuine quantum state.

VI. CONCLUSIONS

In summary, we have thoroughly discussed the charging protocol of a quantum battery constituted by a flying qubit (the battery) travelling across an optical cavity (the charger), by also taking into account the energy fluctuations occurring during the charging process. We used the Jaynes-Cummings (JC) model to describe the interaction between the qubit and a single-mode electromagnetic field confined into the cavity. This model has been shown to describe a variety of physical systems in which quantum batteries could be implemented, from superconducting circuits [49] to trapped ions in optical cavities and neutral atoms in microwave or optical resonators [50]. By exploiting the exact expression of the JC evolution operator, we used the Full Counting Statistics (FCS) to exactly compute the cumulants of the energy exchanged between the qubit and the cavity. The calculation of the signal-to-noise ratio (SNR) revealed that, by employing a cavity prepared in a pure quantum state (i.e., in a Fock number state), it is possible to obtain a marked quantum advantage over classical charging protocols (i.e., processes involving a cavity initialized in a Gaussian state). The advantage is “reliable” in the sense that it is persistent even in the presence of energy fluctuations, which are reduced if a Fock state cavity is considered. Furthermore, the study of the fidelity between the qubit state at time τ and the target state, i.e., the excited

state of the qubit, shows that the qubit can be brought into its excited state with unit fidelity only if the cavity has been prepared in a Fock state. Notwithstanding the simplicity of the model, it is possible to devise a more realistic situation by considering non-resonant systems and a non-perfect state preparation. Remarkably, an advantage of quantum state over Gaussian ones in terms of fidelity can still be found: most of all, it is stable under the variation of some non-ideal parameters, such as the detuning between qubit and cavity.

Further developments of the theoretical model analysed in the present work will consider the presence of energy losses on the systems, and will take into account the counter-rotating terms that have been neglected within the rotating wave approximation. Moreover even the temporal profile of the coupling can be optimized in order to fit more realistic scenarios [51]. A topic of major interest will also be the characterization of many-body quantum batteries, in which N qubits could be arranged in series or in parallel to fly within the cavity charger. As preliminary computations suggest, the advantage of using cavity modes initially prepared in Fock number states could be even more pronounced in the case of a sequential charge of the qubits.

In perspective, we are also investigating the possibility of implementing the quantum battery on a trapped $^{40}\text{Ca}^+$ ions platform [52–54]. There, the oscillator consists of the harmonic motion of the ion itself, while the qubit is represented by the first two electronic energy levels of the same ion. Further technical elaboration of the presented model and conceptual idea, including the introduction of imperfect preparation and detection, will be developed in order to make it feasible on that physical platform.

As a final consideration, we reckon that these findings can be particularly suitable for the thermodynamic analysis of a wide variety of quantum processes, especially the ones for which energy fluctuations play a prominent role. Moreover, they provide a contribution to recent results concerning the investigation of the energetics of bipartite systems [55, 56], which fit well with the model discussed in the present work.

ACKNOWLEDGEMENTS

The authors are grateful to S. P. Prasad, M. Maffei, A. Auffèves, M. Kolář, L. Slodička, G. Benenti, and L. Razzoli for the fruitful scientific discussions. DR acknowledges the kind hospitality of the Majulab at the Centre for Quantum Technologies in Singapore, as well as the warm welcome of the Optics Department at the Palacký University in Olomouc. DG acknowledges the ‘National Quantum Science Technology Institute’ (NQSTI, PE4, Spoke 1) within the PNR project PE0000023. GG acknowledges funding from the Italian Ministry of Research (MUR) under the “Rita Levi Montalcini” project THE-

SEUS. RF acknowledges the grant 21-13491X from the Czech Science Foundation.

-
- [1] S. Pirandola, B. R. Bardhan, T. Gehring, C. Weedbrook, and S. Lloyd, *Nature Photonics* **12**, 724 (2018).
- [2] S. Zaiser, T. Rendler, I. Jakobi, T. Wolf, S.-Y. Lee, S. Wagner, V. Bergholm, T. Schulte-Herbrüggen, P. Neumann, and J. Wrachtrup, *Nature communications* **7**, 12279 (2016).
- [3] C. L. Degen, F. Reinhard, and P. Cappellaro, *Reviews of modern physics* **89**, 035002 (2017).
- [4] J. Eisert, M. Wilkens, and M. Lewenstein, *Physical Review Letters* **83**, 3077–3080 (1999).
- [5] F. Arute, K. Arya, R. Babbush, D. Bacon, J. C. Bardin, R. Barends, R. Biswas, S. Boixo, F. G. Brandao, D. A. Buell, *et al.*, *Nature* **574**, 505 (2019).
- [6] T. D. Ladd, F. Jelezko, R. Laflamme, Y. Nakamura, C. Monroe, and J. L. O’Brien, *nature* **464**, 45 (2010).
- [7] J. P. Pekola, *Nature physics* **11**, 118 (2015).
- [8] J. Roßnagel, S. T. Dawkins, K. N. Tolazzi, O. Abah, E. Lutz, F. Schmidt-Kaler, and K. Singer, *Science* **352**, 325 (2016).
- [9] G. Maslennikov, S. Ding, R. Hablützel, J. Gan, A. Roulet, S. Nimmrichter, J. Dai, V. Scarani, and D. Matsukevich, *Nature communications* **10**, 1 (2019).
- [10] D. Von Lindenfels, O. Gräß, C. T. Schmiegelow, V. Kaushal, J. Schulz, M. T. Mitchison, J. Goold, F. Schmidt-Kaler, and U. G. Poschinger, *Physical review letters* **123**, 080602 (2019).
- [11] J. Klaers, S. Faelt, A. Imamoglu, and E. Togan, *Physical Review X* **7**, 031044 (2017).
- [12] O. Onishchenko, G. Guarnieri, P. Rosillo-Rodes, D. Pijn, J. Hilder, U. G. Poschinger, M. Perarnau-Llobet, J. Eisert, and F. Schmidt-Kaler, *Nature Communications* **15** (2024), [10.1038/s41467-024-51263-3](https://doi.org/10.1038/s41467-024-51263-3).
- [13] M. T. Mitchison, *Contemporary Physics* **60**, 164 (2019).
- [14] F. Campaioli, S. Gherardini, J. Q. Quach, M. Polini, and G. M. Andolina, *Reviews of Modern Physics* **96**, 031001 (2024).
- [15] R. Alicki and M. Fannes, *Physical Review E—Statistical, Nonlinear, and Soft Matter Physics* **87**, 042123 (2013).
- [16] G. M. Andolina, D. Farina, A. Mari, V. Pellegrini, V. Giovannetti, and M. Polini, *Physical Review B* **98**, 205423 (2018).
- [17] F. Campaioli, F. A. Pollock, F. C. Binder, L. Céleri, J. Goold, S. Vinjanampathy, and K. Modi, *Phys. Rev. Lett.* **118**, 150601 (2017).
- [18] F. Barra, *Phys. Rev. Lett.* **122**, 210601 (2019).
- [19] F. Caravelli, G. Coulter-De Wit, L. P. García-Pintos, and A. Hamma, *Physical Review Research* **2**, 023095 (2020).
- [20] F. Tacchino, T. F. F. Santos, D. Gerace, M. Campisi, and M. F. Santos, *Phys. Rev. E* **102**, 062133 (2020).
- [21] V. Shaghghi, V. Singh, M. Carrega, D. Rosa, and G. Benenti, *Entropy* **25**, 430 (2023).
- [22] D.-L. Yang, F.-M. Yang, and F.-Q. Dou, *Physical Review B* **109**, 235432 (2024).
- [23] A. Delmonte, A. Crescente, M. Carrega, D. Ferraro, and M. Sasseti, *Entropy* **23**, 612 (2021).
- [24] C.-K. Hu, J. Qiu, P. J. Souza, J. Yuan, Y. Zhou, L. Zhang, J. Chu, X. Pan, L. Hu, J. Li, *et al.*, *Quantum Science and Technology* **7**, 045018 (2022).
- [25] J. Joshi and T. Mahesh, *Physical Review A* **106**, 042601 (2022).
- [26] J. Q. Quach, K. E. McGehee, L. Ganzer, D. M. Rouse, B. W. Lovett, E. M. Gauger, J. Keeling, G. Cerullo, D. G. Lidzey, and T. Virgili, *Science Advances* **8**, eabk3160 (2022).
- [27] I. Maillette de Buy Wenniger, S. Thomas, M. Maffei, S. Wein, M. Pont, N. Belabas, S. Prasad, A. Harouri, A. Lemaître, I. Sagnes, *et al.*, *Physical Review Letters* **131**, 260401 (2023).
- [28] D. Ferraro, G. M. Andolina, M. Campisi, V. Pellegrini, and M. Polini, *Physical Review B* **100**, 075433 (2019).
- [29] G. Chiribella, Y. Yang, and R. Renner, *Physical Review X* **11**, 021014 (2021).
- [30] M. Esposito, U. Harbola, and S. Mukamel, *Reviews of Modern Physics* **81**, 1665 (2009).
- [31] M. Brenes, G. Guarnieri, A. Purkayastha, J. Eisert, D. Segal, and G. Landi, *Physical Review B* **108**, L081119 (2023).
- [32] G. Adesso, S. Ragy, and A. R. Lee, *Open Systems & Information Dynamics* **21**, 1440001 (2014).
- [33] D. Braak, *Physical Review Letters* **107**, 100401 (2011).
- [34] A. Wallraff, D. I. Schuster, A. Blais, L. Frunzio, R. S. Huang, J. Majer, S. Kumar, S. M. Girvin, and R. J. Schoelkopf, *Nature* **431**, 162 (2004).
- [35] K. Hennessy, A. Badolato, M. Winger, D. Gerace, M. Atatüre, S. Gulde, S. Fält, E. L. Hu, and A. Imamoglu, *Nature* **445**, 896 (2007).
- [36] S. De Liberato, D. Gerace, I. Carusotto, and C. Ciuti, *Phys. Rev. A* **80**, 053810 (2009).
- [37] D. Schuster, A. A. Houck, J. Schreier, A. Wallraff, J. Gambetta, A. Blais, L. Frunzio, J. Majer, B. Johnson, M. Devoret, *et al.*, *Nature* **445**, 515 (2007).
- [38] P. Forn-Díaz, L. Lamata, E. Rico, J. Kono, and E. Solano, *Reviews of Modern Physics* **91**, 025005 (2019).
- [39] F. Beaudoin, J. M. Gambetta, and A. Blais, *Physical Review A—Atomic, Molecular, and Optical Physics* **84**, 043832 (2011).
- [40] S. Stenholm, *Physics Reports* **6**, 1 (1973).
- [41] A. Smirne and B. Vacchini, *Physical Review A* **82**, 022110 (2010).
- [42] I. A. Bocanegra-Garay, L. Hernández-Sánchez, I. Ramos-Prieto, F. Soto-Eguibar, and H. M. Moya-Cessa, *SciPost Physics* **16**, 007 (2024).
- [43] J. M. Hickey, S. Genway, I. Lesanovsky, and J. P. Garahan, *Physical Review B—Condensed Matter and Materials Physics* **87**, 184303 (2013).
- [44] S. Gherardini and G. De Chiara, *PRX Quantum* **5**, 030201 (2024).
- [45] G. T. Landi and M. Paternostro, *Reviews of Modern Physics* **93**, 035008 (2021).
- [46] H.-J. Sommers and K. Zyczkowski, *Journal of Physics A: Mathematical and General* **36**, 10083 (2003).
- [47] P. M. Alsing, C. Cafaro, O. Luongo, C. Lupo, S. Mancini, and H. Quevedo, *Physical Review A* **107**, 052411 (2023).
- [48] M. A. Nielsen and I. L. Chuang, *Quantum Computation and Quantum Information* (Cambridge University Press, 2010).
- [49] A. Blais, A. L. Grimsmo, S. M. Girvin, and A. Wallraff, *Rev. Mod. Phys.* **93**, 025005 (2021).

- [50] S. Haroche and J.-M. Raimond, *Exploring the Quantum: Atoms, Cavities, and Photons* (Oxford University Press, 2006).
- [51] N. Piccione, L. Bresque, A. N. Jordan, R. S. Whitney, and A. Auffèves, *Phys. Rev. Lett.* **132**, 220403 (2024).
- [52] J. Mika, L. Lachman, T. Lamich, R. Filip, and L. Slodička, *npj Quantum Information* **8**, 123 (2022).
- [53] L. Podhora, L. Lachman, T. Pham, A. Lešundák, O. Číp, L. Slodička, and R. Filip, *Physical Review Letters* **129**, 013602 (2022).
- [54] A. Ritboon, L. Slodička, and R. Filip, *Quantum Science and Technology* **7**, 015023 (2022).
- [55] M. Maffei, P. A. Camati, and A. Auffèves, *Physical Review Research* **3**, L032073 (2021).
- [56] S. P. Prasad, M. Maffei, P. A. Camati, C. Elouard, and A. Auffèves, arXiv preprint arXiv:2404.09648 (2024).

Appendix A: The JC evolution operator

The evolution operator of the JC model was initially derived in Ref. [40], whose result turned out to be crucial for deriving the analytic evolution of the joint state of qubit and cavity mode [41, 42]. It was shown that this operator, formally defined $\hat{U}(\tau, 0)$, can be written as a 2×2 matrix of cavity operators, whose components, $\hat{U}_{ij} = \hat{U}_{ij}(\tau)$, are explicitly given as:

$$\begin{aligned}\hat{U}_{00} &= e^{-\frac{i}{2}\omega_{\text{cav}}(\hat{\mathbb{I}}+2\hat{a}^\dagger\hat{a})\tau} \left[\mathcal{C}(\tau, \hat{\varphi} + g^2\hat{\mathbb{I}}) - i\frac{\Delta\omega}{2}\mathcal{S}(\tau, \hat{\varphi} + g^2\hat{\mathbb{I}}) \right] \\ \hat{U}_{01} &= -ige^{-\frac{i}{2}\omega_{\text{cav}}\tau} e^{-i\omega_{\text{cav}}\hat{a}^\dagger\hat{a}\tau} \hat{a}\mathcal{S}(\tau, \hat{\varphi}) \\ \hat{U}_{10} &= -ige^{+\frac{i}{2}\omega_{\text{cav}}\tau} e^{-i\omega_{\text{cav}}\hat{a}^\dagger\hat{a}\tau} \mathcal{S}(\tau, \hat{\varphi})\hat{a}^\dagger \\ \hat{U}_{11} &= e^{+\frac{i}{2}\omega_{\text{cav}}\tau} e^{-i\omega_{\text{cav}}\hat{a}^\dagger\hat{a}\tau} \left[\mathcal{C}(\tau, \hat{\varphi}) + i\frac{\Delta\omega}{2}\mathcal{S}(\tau, \hat{\varphi}) \right]\end{aligned}\quad (\text{A1})$$

in which

$$\begin{aligned}\mathcal{S}(\tau, \hat{\varphi}) &= \frac{\sin(\tau\sqrt{\hat{\varphi}})}{\sqrt{\hat{\varphi}}} \\ \mathcal{C}(\tau, \hat{\varphi}) &= \cos(\tau\sqrt{\hat{\varphi}})\end{aligned}\quad (\text{A2})$$

and $\hat{\varphi}$ is associated with the number operator:

$$\hat{\varphi} \equiv g^2\hat{a}^\dagger\hat{a} + \left(\frac{\Delta\omega}{2}\right)^2\hat{\mathbb{I}} \quad (\text{A3})$$

being $\hat{\mathbb{I}}$ the identity operator.

Appendix B: The generating function of the statistics

As it was shown in Ref. [30], for a closed quantum system evolving under the unitary operator $\hat{U}(\tau, 0)$, it is straightforward to derive the tilted evolution operator $\hat{U}_{\frac{\chi}{2}}(\tau, 0)$ via Eq. (3). Indeed, it is sufficient to plug

Eq. (A1) into it to find:

$$\hat{U}_{\frac{\chi}{2}} = \begin{pmatrix} \hat{U}_{00} & \hat{U}_{01}e^{+i\frac{\chi_1}{2}\hbar\omega_{\text{qub}}+i\frac{\chi_2}{2}\hbar\omega_{\text{cav}}} \\ \hat{U}_{10}e^{-i\frac{\chi_1}{2}\hbar\omega_{\text{qub}}-i\frac{\chi_2}{2}\hbar\omega_{\text{cav}}} & \hat{U}_{11} \end{pmatrix} \quad (\text{B1})$$

where each component $\hat{U}_{ij} = \hat{U}_{ij}(\tau)$ is time-dependent, as in Eq. (A1), as well as $\hat{U}_{\frac{\chi}{2}} = \hat{U}_{\frac{\chi}{2}}(\tau, 0)$ (for which we dropped the time-dependence, in order to enlighten the notation). We notice that the tilted evolution operator in Eq. (B1) is not so different from the original one: with respect to it, indeed, the tilted operator exhibits two additional phases in the off-diagonal elements, each one depending on the characteristic frequencies ω_{qub} and ω_{cav} only.

Let us define the density matrix of the initial joint system qubit + cavity as follows:

$$\begin{aligned}\hat{\rho}_{\text{JC}}(0) &= \hat{\rho}_{\text{qub}}(0) \otimes \hat{\rho}_{\text{cav}}(0) \\ &= \begin{pmatrix} \rho_{00}(0) & \rho_{01}(0) \\ \rho_{10}(0) & \rho_{11}(0) \end{pmatrix} \otimes \hat{\rho}_{\text{cav}}(0)\end{aligned}\quad (\text{B2})$$

where $\rho_{ij}(0)$ are the ij -components of the qubit's initial density matrix, and $\hat{\rho}_{\text{cav}}(0)$ is the initial density matrix of the cavity. Since now we know the exact form (B1) of the tilted operator $\hat{U}_{\frac{\chi}{2}}(\tau, 0)$, we can employ Eq. (4) to find the explicit expression for the generating function in the most general case:

$$\begin{aligned}\mathcal{G}_\tau(\chi) &= \rho_{00}(0)\langle\zeta(\hat{a}^\dagger\hat{a} + \hat{\mathbb{I}})\rangle_{\text{cav}} \\ &+ ig\rho_{01}(0)e^{+i\frac{\chi_1}{2}\hbar\omega_{\text{qub}}+i\frac{\chi_2}{2}\hbar\omega_{\text{cav}}}\langle\eta(\hat{a}^\dagger\hat{a})\hat{a}^\dagger\rangle_{\text{cav}} \\ &- ig\rho_{10}(0)e^{+i\frac{\chi_1}{2}\hbar\omega_{\text{qub}}+i\frac{\chi_2}{2}\hbar\omega_{\text{cav}}}\langle\hat{a}\eta^*(\hat{a}^\dagger\hat{a})\rangle_{\text{cav}} \\ &+ g^2\rho_{11}(0)e^{+i\chi_1\hbar\omega_{\text{qub}}+i\chi_2\hbar\omega_{\text{cav}}}\langle\mathcal{S}^2(\tau, \hat{a}^\dagger\hat{a})\hat{a}^\dagger\hat{a}\rangle_{\text{cav}} \\ &+ g^2\rho_{00}(0)e^{-i\chi_1\hbar\omega_{\text{qub}}-i\chi_2\hbar\omega_{\text{cav}}}\langle\hat{a}\mathcal{S}^2(\tau, \hat{a}^\dagger\hat{a})\hat{a}^\dagger\rangle_{\text{cav}} \\ &- ig\rho_{01}(0)e^{-i\frac{\chi_1}{2}\hbar\omega_{\text{qub}}-i\frac{\chi_2}{2}\hbar\omega_{\text{cav}}}\langle\eta(\hat{a}^\dagger\hat{a})\hat{a}^\dagger\rangle_{\text{cav}} \\ &+ ig\rho_{10}(0)e^{-i\frac{\chi_1}{2}\hbar\omega_{\text{qub}}-i\frac{\chi_2}{2}\hbar\omega_{\text{cav}}}\langle\hat{a}\eta^*(\hat{a}^\dagger\hat{a})\rangle_{\text{cav}} \\ &+ \rho_{11}(0)\langle\zeta(\hat{a}^\dagger\hat{a})\rangle_{\text{cav}}\end{aligned}\quad (\text{B3})$$

where we defined:

$$\begin{aligned}\zeta(\hat{a}^\dagger\hat{a}) &\equiv \mathcal{C}^2(\tau, \hat{\varphi}) + \left(\frac{\Delta\omega}{2}\right)^2\mathcal{S}^2(\tau, \hat{\varphi}) \\ \eta(\hat{a}^\dagger\hat{a}) &\equiv \mathcal{S}(\tau, \hat{\varphi})\left(\mathcal{C}(\tau, \hat{\varphi}) - i\frac{\Delta\omega}{2}\mathcal{S}(\tau, \hat{\varphi})\right) \\ \eta^*(\hat{a}^\dagger\hat{a}) &\equiv \mathcal{S}(\tau, \hat{\varphi})\left(\mathcal{C}(\tau, \hat{\varphi}) + i\frac{\Delta\omega}{2}\mathcal{S}(\tau, \hat{\varphi})\right)\end{aligned}\quad (\text{B4})$$

and $\langle\hat{A}\rangle_{\text{cav}} \equiv \text{Tr}_{\text{cav}}\{\hat{A}(\tau)\hat{\rho}_{\text{cav}}(0)\}$.

Expression (B3) greatly simplifies if we choose, for example, $\hat{\rho}_{\text{qub}}(0) = |g\rangle\langle g|$: by adopting the convention $|e\rangle = \begin{pmatrix} 1 \\ 0 \end{pmatrix}$ and $|g\rangle = \begin{pmatrix} 0 \\ 1 \end{pmatrix}$, indeed, $\rho_{ij}(0) = 1 \iff i = j = 1$, otherwise $\rho_{ij}(0) = 0$ for $i \neq j$ or $i = j = 0$. This is actually the case of the charging protocol of the JC

quantum battery, where the qubit starts in the ground state. Now, let us further assume that the initial state of the cavity is a Fock state $\hat{\rho}_{\text{cav}}(0) = |N\rangle\langle N|$ with N photons, and let us set $\chi_2 = 0$ (for example, because we may be interested in computing the statistics of the only ΔU_τ). In that case, we get Eq. (7). This can be easily seen from Eq. (B3), which becomes

$$\mathcal{G}_\tau(\chi) = g^2 e^{+i\chi_1 \hbar\omega_{\text{qub}}} \langle \mathcal{S}^2(\tau, \hat{a}^\dagger \hat{a}) \hat{a}^\dagger \hat{a} \rangle_{\text{cav}} + \langle \zeta(\hat{a}^\dagger \hat{a}) \rangle_{\text{cav}} \quad (\text{B5})$$

because the only non-vanishing factor is $\rho_{11}(0)$. The operator-valued expression $\zeta(\hat{a}^\dagger \hat{a})$, defined in Eq. (B4), as well as the expression $\mathcal{S}^2(\tau, \hat{a}^\dagger \hat{a}) \hat{a}^\dagger \hat{a}$, are then traced over the cavity's degrees of freedom, together with the initial state of the cavity. For what concerns $\zeta(\hat{a}^\dagger \hat{a})$, we have $\langle \zeta(\hat{a}^\dagger \hat{a}) \rangle_{\text{cav}} = \text{Tr}\{\zeta(\hat{a}^\dagger \hat{a}) |N\rangle\langle N|\}$, that translates into $\langle N | \zeta(\hat{a}^\dagger \hat{a}) | N \rangle$. It is then straightforward to evaluate $\langle N | \mathcal{S}^2(\tau, \hat{\varphi}) | N \rangle = \mathcal{S}^2(\tau)$ and $\langle N | \mathcal{C}^2(\tau, \hat{\varphi}) | N \rangle = \mathcal{C}^2(\tau)$, where the functions $\mathcal{S}(\tau)$ and $\mathcal{C}(\tau)$ are respectively defined as:

$$\mathcal{S}(\tau) = \frac{\sin\left(\tau \sqrt{g^2 N + \left(\frac{\Delta\omega}{2}\right)^2}\right)}{\sqrt{g^2 N + \left(\frac{\Delta\omega}{2}\right)^2}} \quad (\text{B6})$$

$$\mathcal{C}(\tau) = \cos\left(\tau \sqrt{g^2 N + \left(\frac{\Delta\omega}{2}\right)^2}\right)$$

Similarly, we can directly prove that the term $\langle \mathcal{S}^2(\tau, \hat{a}^\dagger \hat{a}) \hat{a}^\dagger \hat{a} \rangle_{\text{cav}}$ reads $N \mathcal{S}^2(\tau)$.

Naturally, one is not obliged to make these assumptions: in principle, any initial state of the qubit and the cavity can be employed, and we can set $\chi_1 = 0$ if we look at the statistics of Q_τ , or even maintain $\chi_1, \chi_2 \neq 0$ if we need the statistics of W_τ . In the case of a cavity whose state is different from the Fock one, the results are complicated by the presence of multiple summations over the cavity energy levels. However, in that case, it is possible to proceed by numerical computation to obtain approximated results (e.g., the ones shown in Fig. 2 for thermal, coherent and squeezed coherent cavity states).

Appendix C: Relations between the moments and the cumulants: sketch of proof

Here we present the sketch of the proof for the general relations given in Eqs. 12. The first step consists of com-

puting the n -th moment of ΔU_τ , without assuming any initial state. From (5), we get:

$$\begin{aligned} \langle \Delta U_\tau^n \rangle &= (-i)^n \left[ig\rho_{01}(0) \left(+\frac{i}{2} \hbar\omega_{\text{qub}} \right)^n \langle \eta(\hat{a}^\dagger \hat{a}) \hat{a}^\dagger \rangle_{\text{cav}} \right. \\ &\quad - ig\rho_{10}(0) \left(+\frac{i}{2} \hbar\omega_{\text{qub}} \right)^n \langle \hat{a} \eta^*(\hat{a}^\dagger \hat{a}) \rangle_{\text{cav}} \\ &\quad + g^2 \rho_{11}(0) \left(+i\hbar\omega_{\text{qub}} \right)^n \langle \mathcal{S}^2(t, \hat{a}^\dagger \hat{a}) \hat{a}^\dagger \hat{a} \rangle_{\text{cav}} \\ &\quad + g^2 \rho_{00}(0) \left(-i\hbar\omega_{\text{qub}} \right)^n \langle \hat{a} \mathcal{S}^2(t, \hat{a}^\dagger \hat{a}) \hat{a}^\dagger \rangle_{\text{cav}} \\ &\quad - ig\rho_{01}(0) \left(-\frac{i}{2} \hbar\omega_{\text{qub}} \right)^n \langle \eta(\hat{a}^\dagger \hat{a}) \hat{a}^\dagger \rangle_{\text{cav}} \\ &\quad \left. + ig\rho_{10}(0) \left(-\frac{i}{2} \hbar\omega_{\text{qub}} \right)^n \langle \hat{a} \eta^*(\hat{a}^\dagger \hat{a}) \rangle_{\text{cav}} \right] \\ &\equiv (\hbar\omega_{\text{qub}})^n F(\tau, n) \end{aligned} \quad (\text{C1})$$

in which the function $F(\tau, n)$ summarizes the complicated expression containing the elements of the initial qubit density matrix, the coefficients, and the traces over the cavity operators. Analogously, we can compute the n -th moment of Q_τ via Eq. (5):

$$\langle Q_\tau^n \rangle \equiv (\hbar\omega_{\text{cav}})^n F(\tau, n) \quad (\text{C2})$$

which is evidently linked to Eq. (C1) by a factor $(\omega_{\text{cav}}/\omega_{\text{qub}})^n$. This proves the first relation. The second one comes straightforwardly from the binomial formula:

$$(A + B)^n = \sum_{k=0}^n \binom{n}{k} A^{n-k} B^k \quad (\text{C3})$$

where we set $A = Q_\tau$ and $B = -\langle Q_\tau \rangle$.

Then, in order to prove the third relation we just notice that:

$$\langle \Delta U_\tau^\alpha Q_\tau^\beta \rangle = (-i)^{\alpha+\beta} \frac{\partial^{\alpha+\beta} \mathcal{G}_\tau(\chi_1, \chi_2)}{\partial \chi_1^\alpha \partial \chi_2^\beta} \Big|_{\chi_1=0=\chi_2} \quad (\text{C4})$$

Together with this, we employ the first relation, $\langle Q_\tau^n \rangle \equiv (\omega_{\text{cav}}/\omega_{\text{qub}})^n \langle \Delta U_\tau^n \rangle$, as well as the formula (C3).

Finally, for what concerns the fourth formula, since we defined $W_\tau = \Delta U_\tau - Q_\tau$, it is necessary to use the binomial formula to compute $W_\tau^n = (\Delta U_\tau - Q_\tau)^n$ a first time; here, the substitution consists of setting $A = \Delta U_\tau$ and $B = -Q_\tau$. Then the binomial formula must be applied one more time, to find $\langle (W_\tau - \langle W_\tau \rangle)^n \rangle$. In that case, we simply substitute $A = W_\tau$ and $B = -\langle W_\tau \rangle$, and finally take advantage of Eqs. (C2) and (C4).