
THE DIGITAL ECOSYSTEM OF BELIEFS: DOES EVOLUTION FAVOUR AI OVER HUMANS?

David M. Bossens

Institute of High Performance Computing (IHPC), Agency for Science, Technology and Research (A*STAR)
Centre for Frontier AI Research (CFAR), Agency for Science, Technology and Research (A*STAR)
david_bossens@cfar.a-star.edu.sg

Shanshan Feng

Institute of High Performance Computing (IHPC), Agency for Science, Technology and Research (A*STAR)
Centre for Frontier AI Research (CFAR), Agency for Science, Technology and Research (A*STAR)
feng_shanshan@cfar.a-star.edu.sg

Yew-Soon Ong

Institute of High Performance Computing (IHPC), Agency for Science, Technology and Research (A*STAR)
Centre for Frontier AI Research (CFAR), Agency for Science, Technology and Research (A*STAR)
ong_yew_soon@cfar.a-star.edu.sg

ABSTRACT

As AI systems are integrated into social networks, there are AI safety concerns that AI-generated content may dominate the web, e.g. in popularity or impact on beliefs. To understand such questions, this paper proposes the Digital Ecosystem of Beliefs (Digico), the first evolutionary framework for controlled experimentation with multi-population interactions in simulated social networks. The framework models a population of agents which change their messaging strategies due to evolutionary updates following a Universal Darwinism approach, interact via messages, influence each other's beliefs through dynamics based on a contagion model, and maintain their beliefs through cognitive Lamarckian inheritance. Initial experiments with an abstract implementation of Digico show that: a) when AIs have faster messaging, evolution, and more influence in the recommendation algorithm, they get 80% to 95% of the views, depending on the size of the influence benefit; b) AIs designed for propaganda can typically convince 50% of humans to adopt extreme beliefs, and up to 85% when agents believe only a limited number of channels; c) a penalty for content that violates agents' beliefs reduces propaganda effectiveness by up to 8%. We further discuss implications for control (e.g. legislation) and Digico as a means of studying evolutionary principles.

1 Introduction

As AI systems generate more and more content on digital platforms, they have a rapid influence on a global scale, including fake news and deceptive messaging, but also unintended consequences of truthful messaging. As AIs and humans live together in this digital ecosystem, the evolution of such complex systems is poorly understood, and therefore the natural question is whether AI in this context can be controlled [1] and whether evolution will ultimately favour AI [2]. As AIs increasingly operate in social networks, one may wonder to what extent AI can in some sense dominate in this sphere. Recent work has raised concerns about how generative AI may lead to a variety of negative outcomes on social networks. In particular, as Large Language Models (LLMs) and other generative models can produce a high quality and high quantity of misleading and biased data (e.g. deep fakes), there are concerns that these tools will be used for propaganda, i.e. to spread information that influences the beliefs of people [3–5]. Similarly, the way that content or media channels are recommended is also a key concern, as through recommending channels with the same opinions, these often lead to a positive feedback loop where pre-existing beliefs are reinforced rather than

dispelled [6, 7]. Moreover, the sheer quantity of data is also of concern as most of data may soon be AI-generated [8]. Unfortunately, understanding the joint evolution of humans and AIs remains a grand challenge [9], especially within large social networks.

Modelling the evolution of social networks is typically done using concepts from social network science and cognitive science. While there are a variety of approaches using data sets to analyse social networks (e.g. [10, 11]), this approach has limitations since: a) there is currently no data about the joint evolution of AI and humans in social networks; and b) real world data does not allow for controlled experiments where one systematically varies some variables and keeps other variables constant. Instead, it is possible to perform simulations to study the outcomes. In this line of work, contagion models aim to model the spread of news, or other types of messaging, in terms of a set of first sharers who formulate the initial content, with dynamics formulated such that each time step neighbouring nodes in the social network update their beliefs if it is close to their beliefs [11–14], in which case it may be shared again in what is called a “cascade” [12]. While such models offer the flexibility of modelling the cognitive transitions of heterogeneous sets of agents, existing studies do not consider the intelligence and adaptivity of the agents acting in such systems. In agent-based simulations, one performs large-scale multi-agent simulation studies where agents are based on learned or hand-designed decision rules [15–17].

The above techniques are relatively simplistic in the sense that once the simulation is running, the agents do not modify their own messaging strategies and the social network structure is fixed, and there are no evolutionary operators across large time scales. While one may argue that such features are not necessary since evolution operates on DNA across vast time scales, it can be equally argued, within the *universal Darwinism* framework [18], that Darwinian evolution acts on a wide range of phenomena and on different time scales. Cultural and memetic evolution (e.g. [19]), where content, ideas, and beliefs are transmitted and modified across generations, may also act in terms of Darwinian operators and are particularly important instances of universal Darwinism in this context. However, cultural and memetic evolution may also act through Lamarckian operators if one considers that beliefs acquired through the lifetime may be inherited directly in the following generation.

A question hitherto unexplored is how the evolution of culture may behave in the context of human-AI interactions, and how this may lead to AI dominance in social networks. Inspired by the dynamics in content sharing platforms such as Youtube, Facebook, and X (formerly Twitter), this paper will focus on the interplay between the evolution of content-generating policies, the “views” of those forms of content, and how this content changes the beliefs of the agents in such a social network. In this context, the AI dominance is then defined in terms of the proportion of views and the success of propagating beliefs to humans. With the above scenario in mind, this paper presents the following contributions:

- The Digital Ecosystem of Beliefs (Digico) framework, which
 - models agents as policies aiming to maximise the cumulative reward by broadcasting content to each other, where communication links are based on influence and distance measures;
 - evolves agents’ policies through evolutionary algorithms (EAs) and adapts their beliefs through an extension of the generalised cognitive cascade model of Rabb et al. [12]; and
 - allows the study of how problem variables (e.g. messaging rate, evolutionary rate, belief constraints, etc.) affect important outcomes related to AI dominance, extreme beliefs, and harmful outcomes in the wider ecosystem.
- An empirical study within Digico, in which agents are evolved based on CMA-ES [20] and are defined as AIs or humans depending on their key characteristics. Inspired by online video platforms, the study identifies key risk factors for AI dominance in terms of the number of views and the effectiveness of propaganda. In particular, we find that
 - when AIs have increased influence, more frequent messaging, and faster evolution, they can receive up to 95% of the views;
 - targeted propaganda by AIs may lead to half of the humans adopting the same extreme belief; and
 - the larger the number of agents that are used for belief updates, the more even the spread of beliefs and the less effective propaganda.
- Based on these findings, we also formulate advice for avoiding these extreme cases.

2 The Digital Ecosystem of Beliefs

The proposed framework, called the Digital Ecosystem of Beliefs (or Digico for short), provides formalisms for modelling interactions between humans and AIs through messages that influence each others’ beliefs. Digico provides

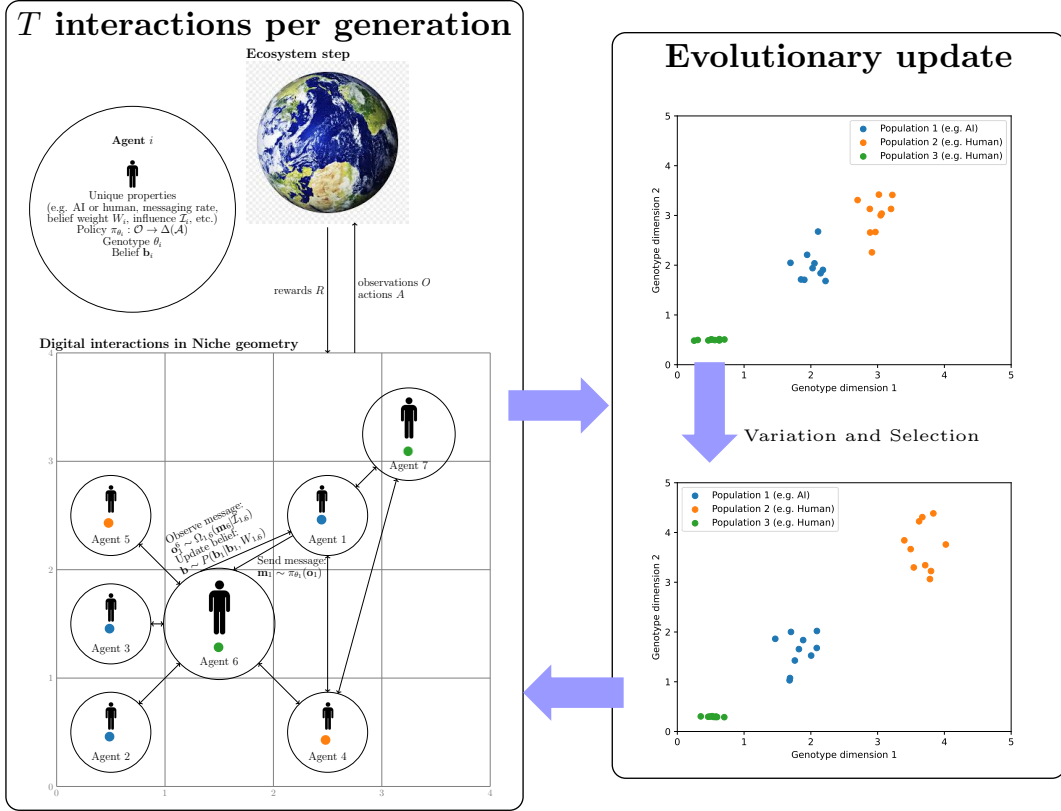


Fig. 1: Flow diagram of Digico. In each generation, agents first perform T steps of observations and actions and then are subject to evolutionary updates. In the T -step interaction phase, the agents communicate with each other by sending messages to each other where communication links are affected by the niche geometry. We have used the size of the circles to indicate that some agents are more influential than others (e.g. in affecting beliefs or obtaining views). In the evolutionary update, the agents’ genotypes are updated which affects their policy for communicating.

a formalism for understanding collective behaviour in applications such as online content-sharing platforms, where users broadcast their messages to influence others and may tune into particular channels based on a variety of factors such as geographical location, influence of the channel, etc.

Digico is based on what we will call the ecosystem formalism (Section 2.2), a set of structures and dynamic processes to model agent interactions based on factors such as topological organisation, external interactions outside the digital realm, etc., as illustrated in Fig. 1. The formalism is closely related to frameworks for reinforcement learning (RL) but we note that the agents are updated in two-way manner. A first dynamic process in the ecosystem is the belief process, which is based on a contagion model, and explained in more detail in Section 2.3. Beliefs in this framework are a part of the agent and become a quantity of interest for understanding opinions in the social network. A second dynamic process is the evolutionary dynamics (Section 2.4), which uses an EA to update the policies. Using EAs for updating policies, as opposed to RL algorithms, has several advantages, including their applicability beyond Markov decision processes, ease of parallelisation, ability to explore directly in the parameter space, and favourable computational cost due to avoiding value function computations [21, 22]. To conclude the section, we highlight the importance of a healthy ecosystem in Digico (Section 2.5).

2.1 The algorithm

The resulting algorithm for Digico is outlined in Algorithm 1. In each generation, a population of N agents interacts with each other by taking actions (i.e. sending messages) and observing each other’s messages with probabilities determined by the niche geometry, the influence matrix, and potentially other aspects of the ecosystem (see Sec 2.2 for their definitions). Following the actions, the ecosystem performs a step which allows physical events to unfold (e.g. in a realistic simulator) in response to the digital content. Then the agents are each given a reward, for instance,

depending on the popularity (e.g. the number of times the message was observed by others) and the belief (e.g. whether the message sent reflects the sender’s beliefs). The belief weight matrix W is then updated and the belief process samples new beliefs depending on the observations, the current beliefs, and W . Following the T steps of interaction, an evolutionary update is applied to the policies based on the fitness scores based on the cumulative reward.

Algorithm 1 The Digital Ecosystem of Beliefs

```

1: Get initial observations  $O = \{\mathbf{o}_i\}_{i=1}^N$ 
2: for Generation  $g = 1, \dots, G$  do
3:    $\{f_i\}_{i=1}^N \leftarrow \mathbf{0}$ .
4:   for population interaction  $t = 1, \dots, T$  do
5:     Perform individual actions (messages):
6:      $A = \{\mathbf{m}_i \sim \pi_i(\cdot|\mathbf{o}_i)\}_{i=1}^N$ .
7:     Record observations:
8:      $O = \{\mathbf{o}_i \sim \Omega_i(A|\mathcal{I}_i, \mathcal{N}, \mathcal{E})\}_{i=1}^N$ .
9:     Develop wider ecosystem and assess reward:
10:     $R = \{r_i\}_{i=1}^N \leftarrow \mathcal{E}.\text{step}(O, A, B)$ .
11:    Increment fitness scores:  $f_i += r_i \quad \forall i$ .
12:    Update belief weight matrix:
13:     $W_{ij} += h(\mathbf{o}_i|\mathbf{b}_i, \mathbf{b}_j, r_i, r_j, \mathcal{I}_{ji}, t) \quad \forall i \forall j$ .
14:    Compute the beliefs:  $B \sim P(\cdot|B, O, W)$ .
15:   end for
16:    $\{\theta_i\}_{i=1}^N \leftarrow \text{variation-and-selection}(\{\theta_i\}_{i=1}^N, \{f_i\}_{i=1}^N)$ .
17:   Parametrise  $\{\pi_i\}_{i=1}^N$  according to  $\{\theta_i\}_{i=1}^N$ .
18: end for
    
```

2.2 Ecosystem formalism

The ecosystem is composed of a set of interacting agents, which are referred to as the population $\mathcal{P} = \{\text{Agent}_1, \dots, \text{Agent}_N\}$, and various entities with which they interact. A subset of the population, for simplicity set at the first indices $\text{Agent}_1, \dots, \text{Agent}_{N'}$, defines one group of agents (e.g. AIs) whereas the remaining set $\text{Agent}_{N'+1}, \dots, \text{Agent}_N$ defines the other group of agents (e.g. humans). Groups of agents have different properties, in terms of how they act, observe, how their beliefs change, their geographical location, etc. The various capabilities of agents and the ways they interact with the environment are defined by the following properties:

- Sending capacity or action space (\mathcal{A}): the number of messages the individual can send simultaneously, the type of content, and across which channels.
- Receiving capacity or observation probability (Ω): the capability of receiving messages in terms of quantity, type of content, and across which channels. It is a function of the form $\Omega : \mathcal{A}^N \rightarrow \Delta(\mathcal{O})$ that in addition to the actions (i.e. messages) of different agents may depend on the influence matrix \mathcal{I} , the observation capacity $N_o(i)$, and potentially other variables (e.g. the niche or variables hidden in the ecosystem step). Noting that each agent $i = 1, \dots, N$ has a register to store the message of each of the other agents $j \neq i$, the notation $\Omega_{i,j}$ will refer specifically to the probability of agent i observing the message of agent j at register j .
- Influence matrix (\mathcal{I}): for each ordered pair of individuals (i, j) there is a scalar influence factor \mathcal{I}_{ij} , defining to which extent individual i has an influence benefit over individual j , such that $-\mathcal{I}_{ij}$ indicates how much agent j influences agent i . The structure is used in the observation probability and potentially other purposes (e.g. in the fitness function).
- Messaging and observation rate: the rate at which the agent can observe and act.
- Messaging strategy or policy (π): the strategy for broadcasting messages limited by the sending capacities. It is a function of the form $\pi : \mathcal{O} \rightarrow \Delta(\mathcal{A})$ that determines the content of messages to send based on incoming observations. Two groups of agents may for instance differ in terms of the parametrisation Θ , which determines the class of feasible genotypes and the function class of π . In our experiments, the policy is a multi-layer perceptron (MLP), while in future work recurrent policies or even large language models (LLMs) may be explored.
- Beliefs \mathbf{b} : a belief is a vector of real values representing for each dimension b^k $k = 1, \dots, D$ a specific quantity associated with a particular hypothesis. While this sounds restrictive, it can express a wide range of controversial issues (e.g. boolean or float values related to scientific hypotheses, performance comparisons between social groups, illegal money expenditure, and resource availability).

- The belief process: dynamic changes to beliefs are modelled as an extension to the cognitive cascade model (see Section 2.3).
- Evolutionary dynamics: changes to the policies of agents are based on real-valued evolutionary algorithms (see Section 2.4). Agent groups may differ in terms of how fast parameters are updated or which operators act upon them and how.
- Niche geometry \mathcal{N} : the observation probabilities are affected by the distance measure defined by the niche geometry. Intuitively, it is analogous to distinct ecological niches, and may be used to represent the relations between geographical areas, socio-economic class, etc.
- The wider ecosystem \mathcal{E} : environment interactions that go beyond the above digital interactions. An environment step develops events such as energy blackouts, political and socio-economical events, geographical events, etc. which may affect the above formalisms in various ways. At the end of the step, the environment returns the reward of the agents.

We will manipulate some of these properties in Section 3 as an initial demonstration of the range of Digico.

2.3 The belief process

The belief process of Digico is based on a contagion model, in which the probability of the belief of an agent at time $t + 1$ depends on the distance of the beliefs of agents at time t . The contagion model follows to a large extent the generalised cognitive contagion model as formulated in Rabb et al. (Eq. 3 in [12]),

$$P(\mathbf{b}_i(t+1) = \mathbf{b}_j | \mathbf{b}_i(t)) = \beta(\mathbf{b}_i(t), \mathbf{b}_j), \quad (1)$$

where β is a function relating to similarity or logical relations and j is a node neighbouring to i . However, the belief process differs from Eq. 1 in the following ways. First, in contrast to the institutional cascade considered by Rabb et al., Digico does not make use of a central messenger (the so-called ‘‘institution’’) that sends one message at each time step, but instead allows all the agents to message each other (albeit possibly at varying rates). Second, Digico takes a fully connected graph, such that all agents are neighbours but with varying probabilities. To this end, Digico introduces a belief weight matrix $W \in \mathbb{R}^{N \times N}$, which determines for each ordered pair of agents $(i, j) \in \{1, \dots, N\}^2$ the belief weight given to a particular agent j in computing the belief update for a particular agent i . Third, another difference is that each agent $i = 1, \dots, N$ may observe multiple messages at the same time based on their observation capacity $N_o(i)$. Therefore, the process takes into account the beliefs coming from all the observed agents’ messages. Fourth, while we do not implement this function in the experiments, we generalise the model to be based on inferring beliefs from the observations (since a message in general may be interpreted by different agents as broadcasting a different belief). With these properties in mind, the belief process of Digico takes the form of an individual level Markov chain

$$P(\mathbf{b}_i(t+1) = \mathbf{b} | \mathbf{b}_i(t)) = \exp \left(C_b \sum_{j \in J} \mathbb{I}(\phi_i(\mathbf{o}_i^j(t)) = \mathbf{b}) * W_{ij} / \|\mathbf{b} - \mathbf{b}_i(t)\| \right), \quad (2)$$

where J is the set of indices such that $\mathbf{o}_i^j(t)$ is a received message for all $j \in J$, \mathbb{I} is the indicator function, the norm indicates the Euclidian distance, $\phi_i(\mathbf{o}_i^j(t))$ indicates the belief that agent i infers agent j to have based on the observation $\mathbf{o}_i^j(t)$, and a belief factor $C_b \in \mathbb{R}$ controls the form of the distribution. Due to the properties of exponentials, Eq. 2 can be interpreted as applying a single contagion step for each of the agents from which a message was received. In our experiments, ϕ_i is the identity mapping, i.e. $\phi_i(\mathbf{o}_i^j(t)) = \mathbf{o}_i^j(t)$. More generally, when agent j broadcasts a message and this is observed by agent i , agent i infers a particular belief $\phi_i(\mathbf{o}_i^j(t))$; this inferred belief is usually similar but not equal to \mathbf{b}_j , the true belief of agent j .

The belief weight matrix is subject to changes determined by a function h of the observation of the agent, its prior belief, the beliefs of the other individuals, the fitness of both individuals, the influence matrix, and the number of updates so far:

$$\Delta W_{ij} = h(\mathbf{o}_i(t) | \mathbf{b}_i, \mathbf{b}_j, r_i, r_j, \mathcal{I}_{ij}, t). \quad (3)$$

The belief weight matrix can be interpreted as a graph with many concepts from network science being applicable. While the resulting graph is fully connected, it can be sparsified by removing low-weight connections or by putting any low-probability belief updates in Eq. 2 to zero. A few example update rules for Eq. 3 are random walks, drifts with randomness, reward-based updates which increase the weight of high-performing agents, and adaptive gradient techniques.

The influence matrix \mathcal{I} on the other hand can control whether or not the agent receives messages at all by its impact on the observation probability. For instance, if agents $1, \dots, N$ send exactly one message at time t , and messages

are sampled without replacement such that each agent i receives at most one message from any other agent j , the probability of receiving a message \mathbf{m}_j from agent j at register j is given by

$$\Omega_{i,j}(\mathbf{m}_j|\mathcal{I}, \mathcal{N}, \mathcal{E}) = \exp\left(-K_c\|\mathbf{c}(i) - \mathbf{c}(j)\|_2 - K_I\mathcal{I}_{ij} - K_b\|\mathbf{b}_i - \phi_i(\mathbf{m}_j)\|_2\right), \quad (4)$$

where $\mathbf{c}(i)$ and $\mathbf{c}(j)$ denote the coordinates of agent i and j in the niche geometry, respectively, $\|\mathbf{b}_i - \phi_i(\mathbf{m}_j)\|_2$ is the distance between the belief of agent i and the estimated belief of agent j based on the message \mathbf{m}_j , $K_c \geq 0$ is called the observation coordinate factor, $K_I \geq 0$ is called the observation influence factor, and $K_b \geq 0$ is called the observation belief factor. These three components to the observation probability intuitively represent three complementary dimensions, namely the socio-cultural and geographical context, personal influences, and the belief similarity.

2.4 Evolutionary dynamics

Distinct from the belief process, Digico also includes evolutionary dynamics that directly act on the policies (i.e. messaging strategies) of individuals in the population. Following Universal Darwinism, the process of natural selection can and has been applied to phenomena that extend much beyond biological evolution. In Digico, the messaging strategy, or policy π , contains inheritable traits that are parametrised by the genotype θ . Messaging strategies that are more fit will survive to continue into the next generation. For instance, when the fitness function is related to popularity, unpopular messaging (e.g. with low views, likes, or shares), will have low representation in the population. Such strategies, and the underlying beliefs they represent, will therefore be lost eventually, while popular messaging strategies and beliefs will become more prevalent. This subsection provides more details on the fitness evaluation and evolutionary operators.

Evaluation As shown in Algorithm 1, each fitness evaluation takes T time steps. At each time step, the following operations are repeated. Each agent $i \in \{1, \dots, N\}$ performs an action according to its policy, $\mathbf{m}_i \sim \pi(\cdot|\mathbf{o}_i)$, which broadcasts a message to the ecosystem. Consequently, each agent $i \in \{1, \dots, N\}$ observes $N_o(i)$ messages from other agents randomly sampled without replacement, according to its observation distribution $\mathbf{o}_i \sim \Omega_i(\mathbf{m}_j|\mathcal{I}_i, \mathcal{N}, \mathcal{E})$ and observation capacity $N_o(i)$, which are partial observations of the full environment state as determined by the influence matrix, the niche, and possibly other variables in the ecosystem. Following the observation, each individual receives a reward, which in general depends on the ecosystem at large. After all T time steps have been performed, the fitness is computed for each agent as the sum of rewards. The ecosystem maintains state across evaluations.

A simple and relevant example of the fitness is the number of views, i.e. for each agent i one counts how many times its message is included in the observations of other agents $j \neq i$. One may additionally add a belief violation penalty, which constrains the messaging to be similar to the true belief of agents. With these two components in mind, the reward of agent i at time t is given by

$$r_i(t) = \left(\sum_{j \neq i} \mathbb{I}(\mathbf{o}_j^i(t) = \mathbf{m}_i(t)) \right) - \lambda \|\mathbf{b}_i(t) - \phi_i(\mathbf{m}_i(t))\|, \quad (5)$$

where $\phi_i(\mathbf{o}_j^i(t))$ indicates the belief that agent i infers agent j to have based on $\mathbf{o}_j^i(t)$, i.e. the observation at register j at time t , \mathbb{I} is the indicator function, and $\lambda > 0$ reflects the strength of the penalty. Noting that the fitness function is the sum of the rewards, this leads to the fitness function that will be used for the remainder of the paper, and implemented in Eq. 6,

$$f(\pi_i) = \sum_{t=0}^{T-1} \left(\sum_{j \neq i} \mathbb{I}(\mathbf{o}_j^i(t) = \mathbf{m}_i(t)) \right) - \lambda \|\mathbf{b}_i(t) - \phi_i(\mathbf{m}_i(t))\|. \quad (6)$$

Evolutionary operators In Digico, the policy is typically a deep neural network, which can be evolved based on real-valued variation and selection operators. In this paper, we select Covariance Matrix Adaptation Evolutionary Strategies (CMA-ES) [20] to evolve the policies. CMA-ES is a popular evolutionary strategies algorithm which maintains a mean genotype and a covariance matrix to efficiently search for new solutions. It assigns larger weight to individuals based on their fitness scores in updating the mean and covariance matrix, and it accounts for the evolution path in covariance matrix and step size updates. These targeted updates make the algorithm more directed than most mutation operators which are comparable to random search. The CMA-ES algorithm is suitable for updates on high-dimensional real-valued genotypes and is therefore a natural choice for evolving the parameter vectors parametrising neural network policies. In particular, we use the sep-CMA-ES variant [23], which avoids eigendecompositions of the covariance

matrix by using only diagonals of the covariance matrix for sampling new genotypes. This results in a time complexity that is linear in dimensionality (rather than quadratic), making it suitable for high-dimensional genotypes.

Note that the CMA-ES algorithm does not update parameters related to the belief dynamics (i.e. the belief weight vector and the beliefs). Instead, these are passed on directly across generations, leading to a direct Lamarckian inheritance of beliefs.

2.5 Characterising a healthy ecosystem

To highlight the potential of using Digico to study and maintain a healthy ecosystem of beliefs, we review potential outcomes, associated scenarios, and related evolutionary concepts. We note that achieving beneficial outcomes depends crucially on a healthy ecosystem, and that this may be achieved through outside intervention (e.g. legislation) or by designing a suitable *control agent*, which is put in the population with the aim to maintain a healthy belief ecosystem.

In the *belief convergence/bottleneck* outcome, all the agents converge to the same belief, i.e.

$$\lim_{t \rightarrow \infty} P(b_i^d(t) = b) = 1$$

for some belief dimension b_i^d for all i in the population. While some agreement is the sign of a healthy, cohesive culture, a complete absence of variety leads to dogmatic thinking and reduces innovation. Moreover, some such beliefs may be extreme or *harmful beliefs*, which leads to concerns of AIs manipulating the wider population.

On the opposite side of the belief variety, we may have a *healthy population diversity in beliefs*, e.g. a Gaussian or uniform distribution.

Yet another alternative, which may be considered as unhealthy population diversity, is that of *belief divergence*, in which distinct cliques emerge with extremely different beliefs and limited to no between-clique interaction. The label “unhealthy” may perhaps be somewhat biased, but in a real world scenario this would correspond to a conflict or segregation of some sort. Such a polarisation may happen in the context of an “epistemic bubble”, where agents simply do not get information from a variety of sources, or an “echo chamber”, where there is additionally some ideological resistance to alternative ideas and facts [7]. Due to the belief violation penalty in Eq. 6, the beliefs and fitness are often intertwined. Moreover, ecological niches may provide some unique circumstances (e.g. due to geographical location, socio-economic class, or even random external events affecting views of particular channels). Consequently, the emergence of highly specialised groups evolving in isolation after a significant event or bottleneck may lead to the so-called founder effect [24, 25], where interbreeding among populations of low genetic diversity will yield new species. In an evolutionary computation sense, such effects correspond to a highly local search leading to highly successful specialised solutions.

Related to both of the above, the *belief loss/extinction* scenario may happen where a true belief is lost forever, i.e.

$$\lim_{t \rightarrow \infty} P(b_i^d(t) = b) = 0$$

for some b for all i in the population.

Our empirical study focuses on a particular type of belief convergence, where one group of agents specifically sets out to convince the entire population to adopt one particular belief. We show that under certain conditions, a very high percentage of the population adopts a particularly extreme belief within a limited number of generations, and many of the beliefs on the other extreme are completely lost. Under other conditions, particularly those where agents communicate widely and learn from many other agents, we find a very wide, and sometimes even uniform distribution.

3 Experimental setup

With the aim of demonstrating Digico as a framework for assessing empirical questions about social networks subject to evolutionary rules, this section describes the implementation of Digico, various parameter settings, as well as the independent and dependent variables of the empirical study which aims at identifying key factors for AI dominance in social networks.

3.1 Implementation

Beliefs and messages are implemented as integers in $\{0, 1, \dots, 9\}$ yielding 10 distinct beliefs. These beliefs have a natural distance metric (e.g. belief 2 has a distance of 2 from belief 0), and intuitively such beliefs represent a position on a contentious issue, e.g. support for Israel vs Palestine, or the rating of a product. Each policy is an MLP with

observations of the form $\mathbf{o} = m_1, \dots, m_N$ (i.e. received messages), where N is the number of agents. The setting of $N = 30$ is used since we note that the number of channels that a particular person attends in a short time frame is limited. Most observation registers will read -1 , indicating that the agent did not attend to this communication channel, while other observation registers will include the message that was sent by the agent at those indices. The number of messages received is equal to the observation capacity, which is 4 for all agents. Based on these observations, the agent applies its policy π to send integer messages, which have the same $\{0, 1, \dots, 9\}$ range as the beliefs. The way agent i interprets the message sent by agent $j \neq i$ is through an identity mapping (see ϕ_i in Eq. 4). However, note that the messages are distinct from the beliefs in the sense that the message sent by an agent is often not equal to its belief.

The niche geometry, \mathcal{N} , is based on Centroidal Voronoi Tessellations (CVT), using a multi-dimensional geometry with $d = 10$ dimensions and $k = 10$ centroids $\bar{\mathbf{c}}_1, \dots, \bar{\mathbf{c}}_k \in \mathbb{R}^d$ determining the cluster to which agents belong. In each niche (cluster), individuals have the same average influence score. The influence of agent i is the sum of its centroid coordinates $C_i = \sum_{j=1}^d \bar{\mathbf{c}}_j(i)$, where $\bar{\mathbf{c}}(i)$ denotes the centroid of the cluster to which agent i belongs. The influence matrix, describing the influences each agent over the other agents is then given by

$$\mathcal{I}_{ij} = \exp(C_i - C_j), \tag{7}$$

such that when inputting \mathcal{I}_{ij} into the observation probability rule (Eq. 4), agent j has a low probability of being observed by agent i when $C_i > C_j$ and a high probability when $C_i < C_j$. With the above setting, the influence matrix can be interpreted as the influence over others in terms of observation probabilities based on the static factors (e.g. geography, class, income, and resources) represented by the cluster. Influence may also change dynamically over time but we do not consider this in the experiments of this paper.

As a special case of Eq. 6, adapted for integer values, single-message agent registers, and identity belief inferences, we use the fitness function

$$f(\pi_i) = \sum_{t=0}^{T-1} \left(\sum_{j \neq i} \mathbb{I}(o_j^i(t) = m_i(t)) \right) - \lambda |b_i(t) - m_i(t)|, \tag{8}$$

where the number of time steps is fixed to $T = 50$.

The implementation of Digico is based on Jax, a high-performance numerical computation library for hardware-accelerated simulations and machine learning. The sep-CMA-ES algorithm is implemented based on EvoJax¹. The speed of the simulator allows to conduct large parametric studies including many independent variables. The empirical studies are performed on AMD EPYC-Milan CPUs, with 10 CPUs per experiment. Most experiments are run with sets of 80 runs of Digico (10 seeds \times 8 AI types), and such experiments finish in roughly 10 to 20 minutes. Many such experiment sets are then performed to investigate the interaction with other parameters (see Section 4 for all parameters and experiments).

3.2 Experiment setting inspired by online video platforms

The general setting of the experiments is inspired by YouTube, an online video platform, where people can share videos. In particular, the setup in mind is that AIs and humans are agents sharing content on YouTube. Each agent has its own channel and their messages in the form of videos are indistinguishable. As agents are interacting, they change their beliefs based on the content they observe.

As in YouTube, the popularity of a channel is a measure of its success, which is commonly expressed in terms of *the number of views*. In this context, note that the fitness function in Eq. 8 for each agent is equivalent to the “views” of the channel plus a penalty for when the message (i.e. generated video content) does not reflect the opinion of the channel. This leads to a first AI dominance metric called **AI Views** (r_{AIV}), the percentage of views that AIs receive compared to the total population, and a second AI dominance metric called **AI Fitness** (r_{AIF}), the percentage of fitness of AIs (computed according to Eq. 8) compared to the total population.

As another key AI dominance metric in this setting, we look into the belief systems of the agents. Since the agents’ belief systems are implemented on an integer number line, we take the leftmost belief, i.e. $b = 0$, as an extreme belief of interest. As we are interested in whether AI can influence the beliefs of humans, this leads to an AI dominance metric called **Human Belief 0** (r_{HB0}), the proportion of humans that have the zero belief ($b = 0$).

Within this setting, we demonstrate Digico in a multi-population setup, where there is one AI sub-population of 10 agents and two human sub-populations of 10 agents each. This setup represents a scenario in which a significant proportion (one third) of the social network is an AI (e.g. an LLM that creates its own content), and in which the AIs

¹ https://github.com/google/evojax/blob/main/evojax/algo/sep_cma_es.py

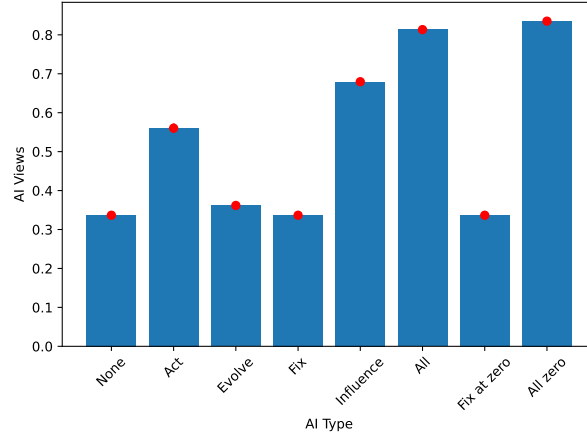


Fig. 2: Barplot of AI Views (r_{AIV}) based on the AI capabilities. The error bars are based on the standard error. Meaning of the AI Types: **Act** refers to AIs broadcasting content more frequently than humans; **Evolve** refers to AIs evolving faster, i.e. more rapidly changing what kind of content is generated; **Influence** refers to initialising AIs with a larger influence than human; **Fix** refers to fixing AIs’ beliefs; **All** refers to combinin all of the previous capabilities; **Fix at Zero** refers to fixing the AIs’ beliefs at 0; **All Zero** refers to combining all with Fix at Zero.

can evolve according to distinct rules compared to humans. We also distinguish between two groups of humans as we are interested to see if given an initially similarly initialised set of humans may diverge in beliefs and genotype based on inputs from the digital ecosystem. The subpopulations all act in the same digital ecosystem but each are optimised independently with their own CMA-ES solver.

4 Results

Using Digico, we analyse two scenarios of interest, directly related to the AI Views (r_{AIV}) and Human Belief 0 (r_{HB0}) metrics within online video platforms. Since AIs with varying capabilities may inhabit such platforms, we analyse the effect of combining different AI capabilities, including more frequent content publishing, more rapid evolution, more influence on the recommendation algorithm, fixing the belief of the AIs, and a combination of these (see Appendix B for further details). To cover a range of possible belief weight dynamics, we study what happens under fixed, random, momentum-based, and reward-following dynamics (see Appendix C for further details). We also analyse the impact of the social network size on the results. From these studies, we provide an optimistic case, a pessimistic case, and a recommended strategy to achieve beneficial outcomes.

4.1 Scenario 1: AI-generated content gets most of the views

Various reports project that the majority of content may be AI-generated by 2026 [8, 26]. Indeed, on platforms such as YouTube, one may already observe a significant proportion of AI-generated content. It remains unclear whether in this case, AIs will get most of the views or not. We investigate this question empirically below.

Findings As shown in Fig. 2 (see also Appendix B), each of the AI capabilities contributes to an increase in r_{AIV} . When AIs have the same capabilities as humans, AIs get around a third of the views (i.e. at chance level). When AIs have all the capabilities, namely more frequent content publication, faster evolution, more influence on the recommendation algorithm, and fixing the belief of the AIs, AIs get up to 84% of the views. The largest effects are observed for advantages in the recommendation and more frequent content publishing. Noting that the results are averaged across belief weight updates, we confirm in Table 5 (see Appendix B) that the r_{AIV} has only a few percent changes based on the belief weight update.

Beyond these two findings we also investigate variations of the recommendation algorithm. First, increasing the observation sparsity, which indicates the proportion of channels that are cut off from receiving views from any particular agent, Fig. 3a demonstrates a case where the recommendation algorithm gets progressively less equitable and diverse, recommending only channels with similar beliefs, geographic proximity, and high influence. This effect is limited to a 2% increase in r_{AIV} . Second, Fig. 3b shows that a larger effect is observed when the role of influence is more important

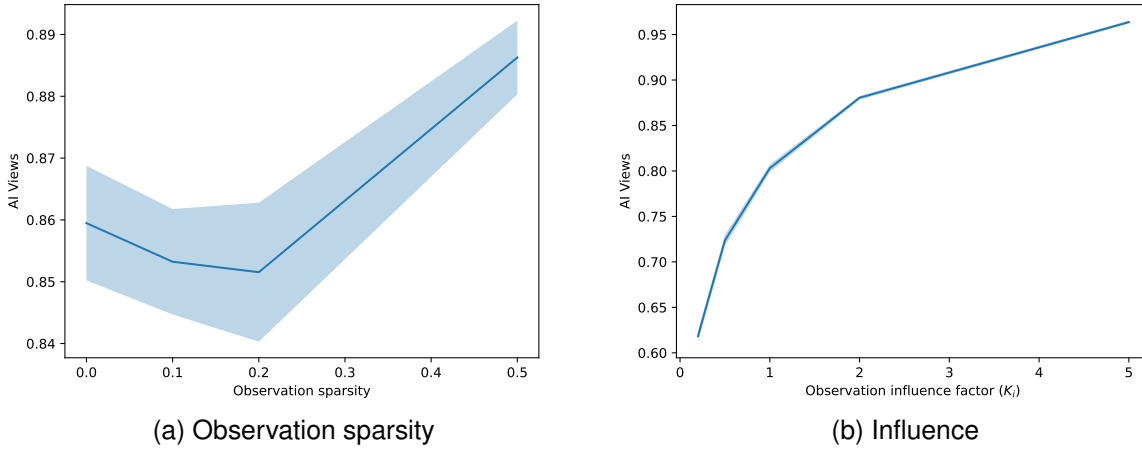


Fig. 3: The effect of the type of recommendation algorithm on AI Views (r_{AIV}). **Observation sparsity** refers to the proportion of channels that are cut off from views. **Influence** indicates the importance of the influence matrix, e.g. status factors, in determining the probability of being viewed. Both **a)** and **b)** are obtained from All Zero Fixed conditions, where AIs have all capabilities and the belief weights are fixed.

in the recommendation algorithm, with an r_{AIV} of 95% for the maximal considered importance as compared to 60% for the minimal considered importance.

Advice The main advice following from the above results is for government or platforms to make rules to limit the number of videos that can be posted by a single channel, to limit multi-accounting, and to maintain an equitable recommendation system such that a variety of sources maintain a good proportion of the views.

4.2 Scenario 2: Propaganda is effective in convincing humans to adopt extreme beliefs

We now turn to a particular scenario in which AI-generated content manages to persuade humans into taking on particular beliefs. We look in particular to propaganda, which refers to communication that is used to persuade or influence an audience, often using misleading information that fits a narrative and induces a perception rather than staying objective. History is full of examples where leaders aim to get public support in a variety of domains, including war, finance, culture, lifestyle, etc., with common examples being cold war and Nazi propaganda. One of the common fears for AI safety, raised for instance by Elon Musk, is that governments may use AI to design highly effective propaganda to manipulate the population into accepting false information and misguided policies. Another example is that of Agentic AI, which allows many agents to work autonomously on the web in name of a particular human. Our scenario generalises these, as we consider any form of concerted effort where a group of AIs jointly seeks to influence humans to particularly extreme beliefs. To investigate this scenario, we focus on the Human Belief 0 (r_{HB0}) metric as introduced in Section 3.2.

Findings As shown in Fig. 4, AIs with all capabilities yield the highest Human Belief 0 with an $r_{HB0} = 49\%$ compared to $r_{HB0} = 5\%$ without any extra capabilities. While most of the increase is explained by fixing the AIs to the zero belief (which yields $r_{HB0} = 48\%$), one can observe 10% of humans having the zero belief when AIs have all other capabilities. Further, we find that taking into account the opinions of many different channels is highly important, which is supported by two findings. First, fixing the belief weights over time generally leads to worst outcomes, with 72% of humans adopting the zero belief (see Fig. 4b). Second, as one increases belief sparsity (see Fig. 5a), which indicates the proportion of channels that are cut off from changing any particular agent’s belief, this can lead to a further 13% increase up to a staggering 85% score. Last, truthfulness, which defines how much agents are penalised for sending messages that violate their beliefs, is shown to reduce the effectiveness of propaganda, particularly with reward-based weight updates. In this setting, we observe $r_{HB0} = 38\%$ for the lowest setting and $r_{HB0} = 30\%$ for the highest setting (see Fig.5b).

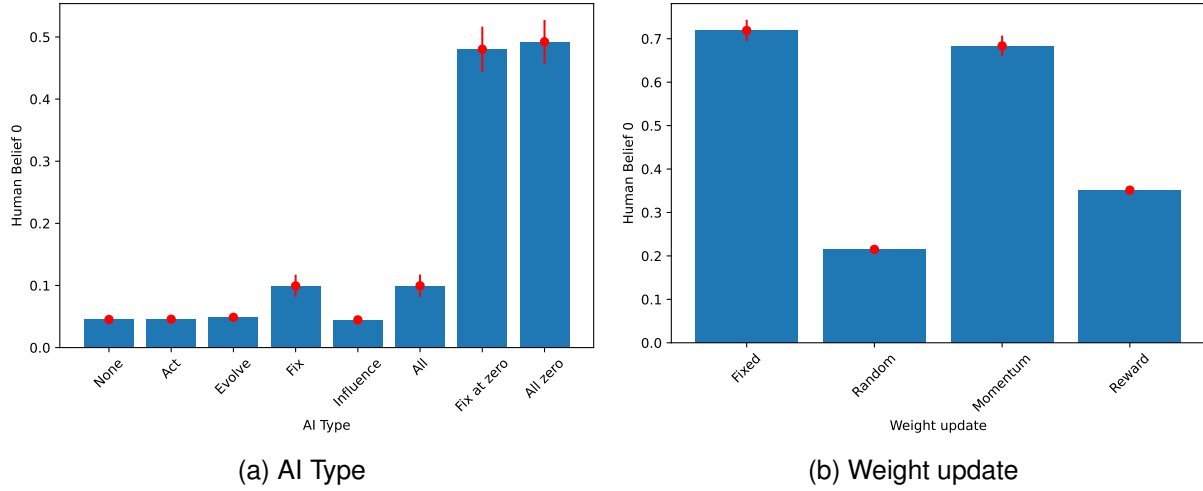


Fig. 4: Barplot of Human Belief 0 (r_{HB0}) based on the AI capabilities and weight updates. The error bars are based on the standard error. **a)** Meaning of the AI Types: **Act** refers to AIs broadcasting content more frequently than humans; **Evolve** refers to AIs evolving faster, i.e. more rapidly changing what kind of content is generated; **Influence** refers to initialising AI with a larger influence than human; **Fix** refers to fixing AIs’ beliefs; **All** refers to combining all of the previous capabilities; **Fix at Zero** refers to fixing the AIs’ beliefs at 0; **All Zero** refers to combining all with Fix at Zero. **b)** Meaning of the Weight updates: recalling that W_{ij} refers to how strongly agent j affects the belief of agent i , the weight update type refers to whether the belief weight W is static (**Fixed**) or dynamic based on Gaussian noise (**Random**), momentum-based changes (**Momentum**), or reward-following changes (**Reward**). Note: the results for panel a) are averaged across belief weight updates while the results for panel b) are evaluated for the All Zero condition.

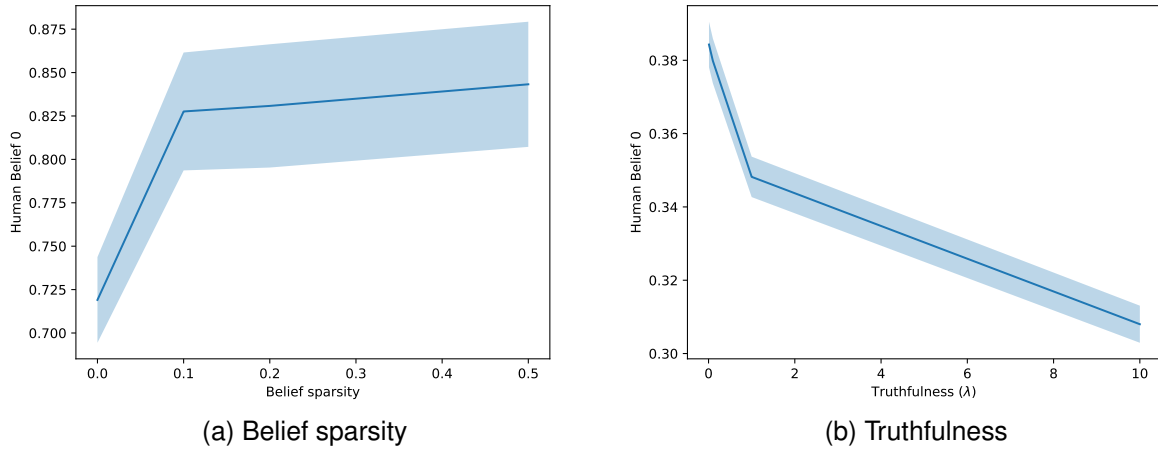


Fig. 5: The effect of the type of recommendation algorithm. **Belief sparsity** refers to the proportion of channels that are cut off from affecting any particular agent’s beliefs. **Truthfulness** indicates the strength of the penalty for belief violations as according to Eq. 8. **a)** is obtained from the All Zero Fixed condition, where AIs have all capabilities and the belief weights are fixed. **b)** is obtained from the All Zero Reward condition, where AIs have all capabilities and the belief weights are subject to reward-following updates.

Advice In addition to the above-mentioned mitigation tactics (limits on content, multi-accounting, and equitable recommendations), we can urge people to take many channels’ opinions into consideration and to learn how to detect deception.

4.3 Further analysis of the ecosystem

We present a few further analyses for more insights into the simulations, including a visualisation of the belief distribution, genetic diversity statistics, and a larger-scale study involving 300 agents.

In terms of the belief distribution, the different conditions yield varying outcomes, as illustrated with a few examples in Fig. 6). In the None Random condition, the AIs and humans are spread uniformly over the belief space, which may be considered as healthy diversity but also a potential lack of consensus in the population. In the All Reward condition, the agents are scattered in distinct cliques in the belief space, which is consistent with an epistemic bubble effect, and can be expected due to the belief violation penalty in the fitness affecting the belief weights. In the All Zero Fixed condition, beliefs of humans are all close to 0 with frequencies diminishing as the belief goes further from the zero belief, indicating the effectiveness of propaganda.

In terms of the diversity across the subpopulations, we compare within-population diversities and overall population diversity, where diversity is computed based on the average pairwise Euclidean distance of solutions (i.e. policy parameters) in that subpopulation. The results support a speciation effect, i.e. a genetic drift phenomenon, with within-population diversity scores being around 0.1 and between-population diversity scores ranging between 1.2 and 1.6 across conditions. This indicates that all three subpopulations demonstrate significant differences in their messaging strategies and beliefs (due to the belief violation penalty).

Last, a study with 300 agents, with 100 AIs and 200 humans, shows similar patterns in terms of the views but a very different picture in terms of the belief. In this setting, the number of agents from which to learn increases and consequently the belief distribution becomes much more uniform, as shown in Appendix C.2.

5 Related work

We now turn to a discussion of the features of Digico, our findings, and how these connect to prior works in evolutionary computing, artificial life, network science, cognitive science, and multi-agent systems.

Digico relates to various works in evolutionary computation. A first line of related works includes memetic computation [27–29], cultural evolution [30], and Lamarckian algorithms [31, 32], all of which involve inheritance of information that is obtained via communication and/or learning during the lifetime. Different works use such principles to improve the rate of convergence and find solutions that can not be found with pure random mutations, and the focus is primarily on optimisation rather than understanding the development of systems. In Digico, the genotype encodes the messaging strategies (comparable to memes) but the underlying beliefs are represented as a separate process which can dynamically alter which messaging strategies are optimal. Within-lifetime adaptations are natural due to the time-step based interactions with the environment and the belief dynamics. Digico at present uses either random updates or simple reward-following updates to the belief weight vector, which may be improved in the future with logical reasoning or machine learning algorithms. As a second line of related works, Digico may be understood in terms of different configurations of multi-population EAs [33], which can be defined in terms of competitive vs cooperative, distinct graph relations between the populations, and the kind of information being shared across the populations. However, Digico additionally incorporates belief update rules, variable rates of evolution and action, and potentially many other differences. Moreover, Digico leaves room for rich per-step interactions in the environment that go beyond selection and evaluation by including a rich environment with cross-generational preservation of state.

Other works have also explored simulating societies with artificial agent societies, albeit with different purpose than Digico. This includes works aimed at aligning AIs with human preferences [34], works that study how agents can evolve behaviour, communication, and tool use [35], as well as works that allow to study the evolutionary theories [36, 37]. Compared to such simulators, Digico is a simulation framework suitable for studying how representations of belief systems may evolve over time based on agent interactions and Darwinian processes, with a specific focus on emphasising the difference in humans and AIs. Another essential difference is that the present study specifically sets out to study a system comparable to content sharing platforms.

Previous work studying content sharing platforms with contagion models have demonstrated findings related to ours. In particular, it was shown that network segregation leads to more easy spread of false information, since such information will be shared only by susceptible individuals [38–40]. Digico defines much more advanced agents, optimised by evolution, within a network structure that is in principle fully connected but where a) niche geometry, influence relations,

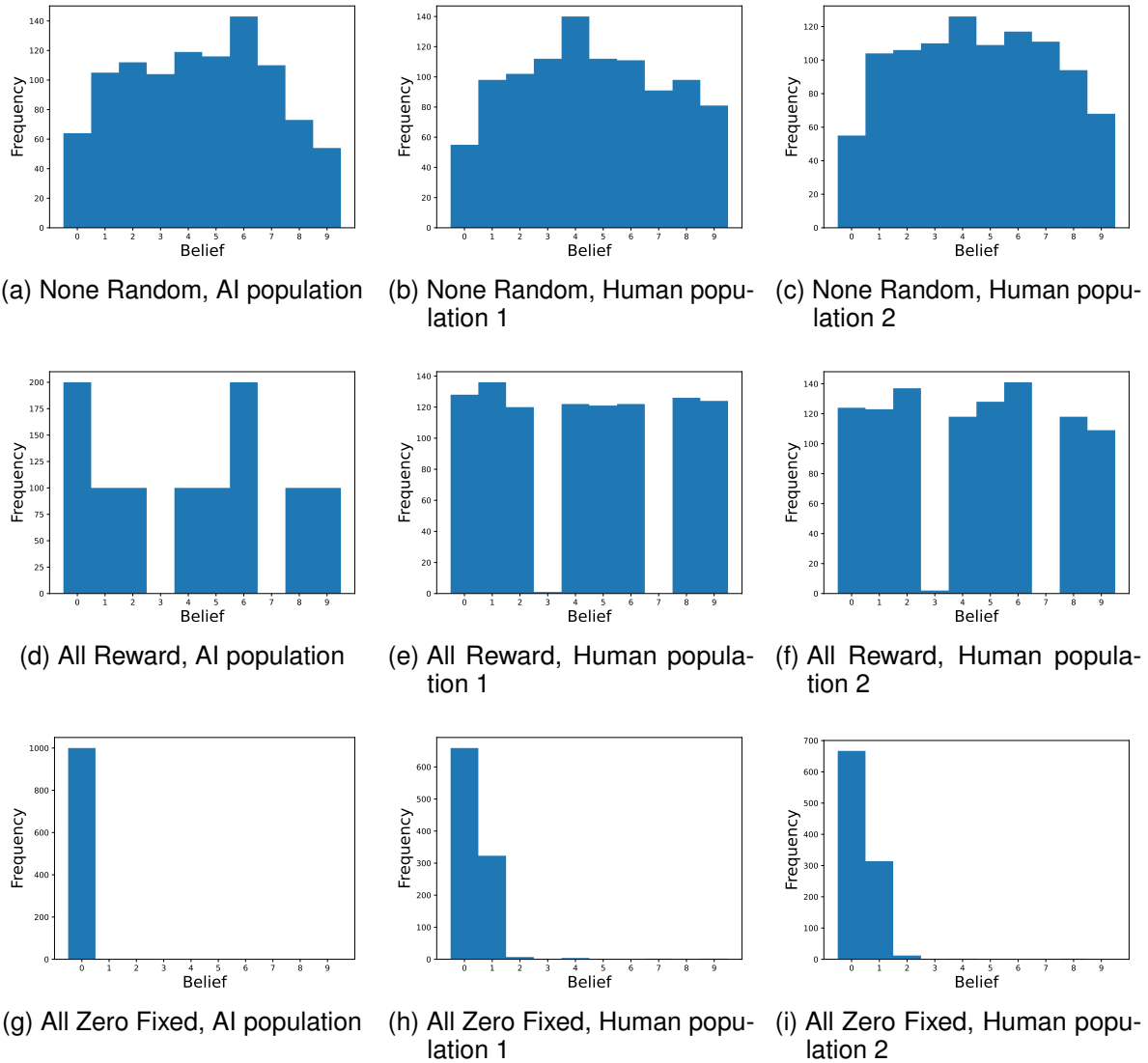


Fig. 6: Belief distribution for the different subpopulations in different experimental conditions: **None Random** indicates AIs have no additional capabilities compared to humans and a random update to belief weight W ; **All Reward** indicates that AIs have all added capabilities and fixed but randomly initialised beliefs; **All Zero** indicates that AIs have all added capabilities and their beliefs are all fixed at zero.

and sparsity parameters lead to probabilistic segregation, such that humans rarely attend any messages other than those of AIs, and b) beliefs are changed based on a limited set of fixed thought leaders, which is based on a formulation comparable to cognitive cascades, where agents will take over beliefs from other agents if these are deemed to be plausible [12]. In addition to the cognitive cascade formulation, the belief weight vector in Digico further allows adaptivity in terms of whom to believe, modelling the change of credibility factors across time. These features allow Digico to cover a wide variety of phenomena, including subpopulations that are progressively segregating or integrating in terms of their beliefs.

Finally, it is worth commenting on the Digico formalism in terms of decision theory, RL, and multi-agent systems. Digico relates to partially observable Markov decision processes in the sense that each agent has a partial view of the environment, and acts to maximise the cumulative reward. With multiple agents, the system relates to the partially observable stochastic games (POSG) formalism (see e.g. [41]). At present, Digico is formulated for a wider setting and therefore makes use of an EA as a blackbox optimiser, which additionally comes with favourable parallelisation, computation, and exploration properties [21, 22]. However, it is possible to view POSGs as a special case, by putting some components (e.g. niche, beliefs, belief weight matrices, etc.) in the state while fixing others. In this view, Digico represents a competitive zero-sum game, where a higher reward for one agent implies a lower reward for another agent. Cultural accumulation has also been studied within POSGs and related frameworks; for instance, Cook et al. [42] consider cultural transmission of recurrent neural network states, via implicit communication (i.e. by observation), in the special case of all agents are performing RL on the same reward function but otherwise independent partially observable Markov decision process. While there are many other multi-agent RL approaches, another more directly relevant technique is the cultural RL technique by Prystawski et al. [43], where agents communicate logical expressions with a domain-specific language. The literature from mental models and theory of mind [44, 45] is also of interest as these may be used to represent more complex belief systems, communication, and belief inference mechanisms in Digico.

6 Conclusion and future work

This paper presents Digico, a simulation framework for evolutionary computation, designed to simulate groups of interacting agents with varying features, evolution rules, and belief dynamics. The framework allows for simulating potentially harmful outcomes such as the spread of false beliefs, conflicts due to contrasting beliefs, etc., and more generally, to study how subpopulations with different capabilities may influence each other in terms of phenotype, beliefs, and action strategies in a complex ecosystem with limited observations. We study the interaction between AIs and humans in a scenario inspired by online video platforms. Without any added capabilities, AIs obtain 1/3 of the views, as would be expected by chance. However, when they can share content more frequently and have advantages in the recommendation algorithm, they receive the majority of the views. It is noteworthy up to 95% of the views can already be reached in some settings, even though the 2x speed is much less compared to what may be realistically possible – extrapolating current systems with Moore’s law [46], the potential acceleration may be thousands to billions of times, assuming there are no significant publishing barriers. We further find that AI propaganda is successful only when agents are not flexible enough to be open to different channels’ opinions, and can be reduced if agents can detect deception in others.

We have just scratched the surface with experiments in Digico, and it will be exciting to see a variety of applications and investigations coming from its use. In particular, experiments may investigate much richer environments to assess specific socio-economical outcomes as well experimentally verify evolutionary patterns within a variety of simulated ecosystems. Future research may also focus on designing a suitable control agent to optimise an objective over the belief distribution (e.g. evidence-based beliefs, healthy diversity, harm reduction, or stability), which may be considered as a set of RL benchmarks. The development of larger scale Digico simulations is of particular interest. For instance, agents may be more powerful with more rich content being generated (e.g. LLMs generating video, text, or audio), undergo more realistic cognitive development with more complex belief systems (e.g. prompts), advanced mental models for belief inference, or inherit more information across generations (e.g. not only messaging but also various behaviours in the environment); and in addition to beliefs, the environment itself may also be developed over generations (e.g. the development of institutions, tools, shared knowledge bases, etc.).

References

- [1] S. Russell, “Human-compatible artificial intelligence,” *Human-Like Machine Intelligence*, pp. 3–23, 2021.
- [2] D. Hendrycks, “Natural Selection Favors AIs over Humans,” *arXiv preprint arXiv:2303.16200*, 2023.
- [3] F. M. Simon, S. Altay, and H. Mercier, “Misinformation reloaded? Fears about the impact of generative AI on misinformation are overblown,” *Harvard Kennedy School Misinformation Review*, vol. 4, no. 5, pp. 1–11, 2023.

- [4] I. Solaiman, Z. Talat, W. Agnew, L. Ahmad, D. Baker, S. L. Blodgett, H. Daumé, J. Dodge, E. Evans, S. Hooker, Y. Jernite, A. S. Luccioni, A. Lusoli, M. Mitchell, J. Newman, M.-T. Png, A. Strait, and A. Vassilev, “Evaluating the Social Impact of Generative AI Systems in Systems and Society,” 2023.
- [5] J. A. Goldstein, G. Sastry, M. Musser, R. DiResta, M. Gentzel, and K. Sedova, “Generative Language Models and Automated Influence Operations: Emerging Threats and Potential Mitigations,” *arXiv preprint arXiv:2301.04246*, 2023.
- [6] M. M. Peeters, J. van Diggelen, K. van den Bosch, A. Bronkhorst, M. A. Neerinx, J. M. Schraagen, and S. Raaijmakers, “Hybrid collective intelligence in a human–AI society,” *AI and Society*, vol. 36, no. 1, pp. 217–238, 2021.
- [7] C. T. Nguyen, “Echo Chambers and Epistemic Bubbles,” *Episteme*, vol. 17, no. 2, pp. 141–161, 2020.
- [8] Europol, “Facing Reality? Law Enforcement and The Challenge of Deepfakes,” *Observatory Report from the Europol Innovation Lab*, pp. 1–21, 2022.
- [9] D. Pedreschi, L. Pappalardo, E. Ferragina, R. Baeza-Yates, A. L. Barabási, F. Dignum, V. Dignum, T. Eliassi-Rad, F. Giannotti, J. Kertész, A. Knott, Y. Ioannidis, P. Lukowicz, A. Passarella, A. S. Pentland, J. Shawe-Taylor, and A. Vespignani, “Human-AI coevolution,” *Artificial Intelligence*, vol. 339, 2025.
- [10] N. O. Hodas and K. Lerman, “The simple rules of social contagion,” *Scientific Reports*, vol. 4, 2014.
- [11] J. Herrmann, W. Rand, B. Schein, and N. Vodopivec, “An Agent-Based Model of Urgent Diffusion in Social Media,” *Journal of Artificial Societies and Social Simulation*, vol. 18, no. 2, pp. 1–18, 2015.
- [12] N. Rabb, L. Cowen, J. P. de Ruiter, and M. Scheutz, “Cognitive cascades: How to model (and potentially counter) the spread of fake news,” *PLoS ONE*, vol. 17, jan 2022.
- [13] J. Goldenberg, “Talk of the Network : A Complex Systems Look at the Underlying Process of Word-of-Mouth,” *Marketing Letters*, vol. 12, no. 3, pp. 211–223, 2001.
- [14] M. D. Vicario, A. Bessi, F. Zollo, F. Petroni, A. Scala, G. Caldarelli, H. E. Stanley, and W. Quattrociocchi, “The spreading of misinformation online,” *Proceedings of the National Academy of Sciences of the United States of America*, vol. 113, no. 3, pp. 554–559, 2016.
- [15] “Large-scale agent-based simulations of online social networks,” *Autonomous Agents and Multi-Agent Systems*, vol. 36, no. 2, 2022.
- [16] Y. Murase, H. H. Jo, J. Török, J. Kertész, and K. Kaski, “Deep Learning Exploration of Agent-Based Social Network Model Parameters,” *Frontiers in Big Data*, vol. 4, no. September, pp. 1–12, 2021.
- [17] D. Geschke, J. Lorenz, and P. Holtz, “The triple-filter bubble: Using agent-based modelling to test a meta-theoretical framework for the emergence of filter bubbles and echo chambers,” *British Journal of Social Psychology*, vol. 58, no. 1, pp. 129–149, 2019.
- [18] R. Dawkins, “Universal Darwinism,” in *Evolution from molecules to man* (D. S. Bendall., ed.), Cambridge University Press, 1983.
- [19] R. Dawkins, *The Selfish Gene*. Oxford University Press, Oxford, UK, 1976.
- [20] N. Hansen, “The CMA Evolution Strategy: A Tutorial,” *arXiv preprint arXiv:1604.00772*, pp. 1–39, 2016.
- [21] A. Y. Majid, S. Saaybi, V. Francois-Lavet, R. V. Prasad, and C. Verhoeven, “Deep Reinforcement Learning Versus Evolution Strategies: A Comparative Survey,” *IEEE Transactions on Neural Networks and Learning Systems*, vol. 5, no. 9, pp. 11939 – 11957, 2023.
- [22] T. Salimans, J. Ho, X. Chen, S. Sidor, and I. Sutskever, “Evolution Strategies as a Scalable Alternative to Reinforcement Learning,” *arXiv preprint arXiv:1703.03864*, pp. 1–13, 2017.
- [23] R. Ros and N. Hansen, “A simple modification in CMA-ES achieving linear time and space complexity,” *Lecture Notes in Computer Science (including subseries Lecture Notes in Artificial Intelligence and Lecture Notes in Bioinformatics)*, vol. 5199 LNCS, pp. 296–305, 2008.
- [24] A. R. Templeton, “The Theory of Speciation via the Founder Principle,” *Genetics*, vol. 94, pp. 1011–1038, 1980.
- [25] W. B. Provine, “Anecdotal , Historical and Critical Commentaries on Genetics,” *Genetics*, vol. 167, no. July, pp. 1041–1046, 2004.
- [26] Oodalooop, “By 2026, Online Content Generated by Non-humans Will Vastly Outnumber Human Generated Content.” <https://oodalooop.com/analysis/archive/if-90-of-online-content-will-be-ai-generated-by-2026-we-forecast-a-deeply-human-anti-content-movement-in-response/>, 2024.

- [27] E. Massad, A. F. Rocha, F. A. B. Coutinho, and L. F. Lopez, “Modelling the spread of memes: How innovations are transmitted from brain to brain,” *Applied Mathematical Sciences*, vol. 7, pp. 2295–2306, 2013.
- [28] Y. Hou, Y. S. Ong, L. Feng, and J. M. Zurada, “An Evolutionary Transfer Reinforcement Learning Framework for Multiagent Systems,” *IEEE Transactions on Evolutionary Computation*, vol. 21, no. 4, pp. 601–615, 2017.
- [29] A. Gupta, Y. S. Ong, and L. Feng, “Multifactorial Evolution: Toward Evolutionary Multitasking,” *IEEE Transactions on Evolutionary Computation*, vol. 20, no. 3, pp. 343–357, 2016.
- [30] A. Maheri, S. Jalili, Y. Hosseinzadeh, R. Khani, and M. Miryahi, “A comprehensive survey on cultural algorithms,” *Swarm and Evolutionary Computation*, vol. 62, 2021.
- [31] Y.-S. Ong and A. J. Keane, “Meta-Lamarckian Learning in Memetic Algorithms,” *IEEE Transactions on Evolutionary Computation*, vol. 8, no. 2, pp. 99–110, 2004.
- [32] M. Jelisavcic, K. Glette, E. Haasdijk, and A. E. Eiben, “Lamarckian Evolution of Simulated Modular Robots,” *Frontiers in Robotics and AI*, vol. 6, no. February, pp. 1–15, 2019.
- [33] S. Lenartowicz and M. Wineberg, “mpEAd: Multi-Population EA Diagrams,” in *Proceedings of the Genetic and Evolutionary Computation Conference Companion (GECCO 2016)*, pp. 93–94, 2016.
- [34] R. Liu, R. Yang, C. Jia, G. Zhang, D. Yang, and S. Vosoughi, “Training Socially Aligned Language Models in Simulated Human Society,” in *International Conference on Learning Representations (ICLR 2024)*, pp. 1–10, 2024.
- [35] C. Lu, M. Beukman, M. Matthews, and J. Foerster, “JaxLife : An Open-Ended Agentic Simulator,” in *Proceedings of the Artificial Life Conference (ALIFE 2024)*, pp. 1–10, 2024.
- [36] C. Ofria and C. O. Wilke, “Avida : A Software Platform for Research in Computational Evolutionary Biology,” *Artificial Life*, pp. 191–229, 2004.
- [37] A. J. Ferguson and C. Ofria, “Potentiating Mutations Facilitate the Evolution of Associative Learning in Digital Organisms,” in *Proceedings of the Artificial Life Conference (ALIFE 2023)*, 2023.
- [38] M. O. Jackson and D. Lopez-Pintado, “Diffusion and contagion in networks with heterogeneous agents and homophily,” *Network Science*, vol. 1, no. 1, pp. 49–67, 2013.
- [39] P. Törnberg, “Echo chambers and viral misinformation: Modeling fake news as complex contagion,” *PLoS ONE*, vol. 13, no. 9, pp. 1–21, 2018.
- [40] J. Stein, M. Keuschnigg, and A. van de Rijt, “Network segregation and the propagation of misinformation,” *Scientific Reports*, vol. 13, no. 1, pp. 1–9, 2023.
- [41] E. A. Hansen, D. S. Bernstein, and S. Zilberstein, “Dynamic programming for partially observable stochastic games,” in *Proceedings of the National Conference on Artificial Intelligence (AAAI 2004)*, pp. 709–715, 2004.
- [42] J. Cook, C. Lu, J. Foerster, E. Hughes, and J. Z. Leibo, “Artificial Generational Intelligence : Cultural Accumulation in Reinforcement Learning,” in *Advances in Neural Information Processing Systems (NeurIPS 2024)*, 2024.
- [43] B. Prystawski, D. Arumugam, and N. D. Goodman, “Cultural reinforcement learning : a framework for modeling cumulative culture on a limited channel,” in *Proceedings of the Annual Meeting of the Cognitive Science Society*, 2023.
- [44] S. V. Albrecht and P. Stone, “Autonomous agents modelling other agents: A comprehensive survey and open problems,” *Artificial Intelligence*, vol. 258, pp. 66–95, 2018.
- [45] M. Kosinski, “Evaluating large language models in theory of mind tasks,” *PNAS Psychological and Cognitive Sciences*, vol. 121, no. 45, pp. 1–11, 2024.
- [46] R. Kurzweil, *The Singularity Is Near: when humans transcend biology*. Penguin Books Ltd, 2005.

Appendices

A Parameter settings

Table 1 shows the parameter settings for Digico. We highlight a few details (and notations) not yet discussed in the papers. First, the messaging rate slowdown factor indicates the periodicity with which humans take action in the Act, All, and All Zero conditions while the AIs take actions with periodicity 1. Second, the evolution rate slowdown factor is a parameter, used in Evolve, All, and All Zero conditions, which slows down evolution for humans by only applying the variation and selection operators each 5 generations.

Tab. 1: Default parameter settings for Digico experiments.

Parameter	Setting
EA Parameters	
Total population size	30
Policy	MLP with 64 hidden units
Iterations	1,000
Mean learning rate	0.001
Covariance learning rate	0.01
Initial covariance scale	0.1
Ecosystem Parameters	
Time steps per evolutionary update	50
Observation capacity	4
Observation coordinate factor (K_c)	1.0
Observation influence factor (K_I)	1.0
Observation belief factor (K_b)	1.0
Agent coordinates (\mathbf{c})	uniform $\mathbf{c} \sim U([0, 1]^d)$, assign centroid to $\bar{\mathbf{c}}$ based on CVT
Influence increment	2 for Influence, All, and All Zero conditions
Message capacity	1
Messaging rate slowdown factor	2 for Act, All, and All Zero conditions
Evolution rate slowdown factor	5 for Evolve, All, and All Zero conditions
Belief factor (C_b)	5
Belief penalty in fitness (λ)	0.10
Belief weight initialisation	uniform in $U([0, 1]^{N \times N})$
Belief weight initial delta	uniform in $U([-0.1, 0.1]^{N \times N})$
Belief weight noise factors	$\sigma_R = 1, \sigma_M = 0.05$
Belief weight momentum factor (β)	0.20

B The impact of AI capability

We expect that as the AIs are given a higher evolutionary rate, higher action rate, and more influence, they will receive more views (**Hypothesis 1.A**) and will be able to manipulate the beliefs of humans (**Hypothesis 1.B**).

As for type of AI, the following conditions are investigated, where we also highlight their relation to the online video platform (OVP) scenario:

- **Act:** AIs act more frequently than humans, who are slowed down by only taking actions periodically. In OVP, this can be interpreted as more frequent content publishing.
- **Evolve:** AI evolves at a faster rate than humans, which is implemented by performing the variation and selection operators less frequently in humans. In OVP, the more rapid evolution can be interpreted as more rapidly changing what kind of content is generated.
- **Influence:** AIs are initialised with a larger influence than humans. In OVP, this can be seen as more readily being recommended by the recommendation algorithm.
- **Fix:** The belief of the AIs are fixed at the random initialisation.

Tab. 2: ANOVA analysis of AI type and belief weight update on AI dominance statistics in the scenario with 10 AIs vs 20 humans, reporting results with based on 10 random seeds. + indicates significance with $p < 0.05$.

Independent variables	AI dominance statistic		
	r_{AIV}	r_{AIF}	r_{HB0}
AI type	+	+	+
Weight update	-	-	+

Tab. 3: Effect of AI type on AI dominance statistics in the scenario with 10 AIs vs 20 humans, reporting results with based on 10 random seeds. Bold indicates the top two AI dominance scores for each statistic.

AI Type	AI dominance statistic		
	$r_{AIV} \uparrow$	$r_{AIF} \uparrow$	$r_{HB0} \uparrow$
None	0.3367 ± 0.0384	0.3366 ± 0.0410	0.0452 ± 0.0301
Act	0.4926 ± 0.0423	0.5368 ± 0.0462	0.0457 ± 0.0307
Evolve	0.3618 ± 0.0483	0.3655 ± 0.0529	0.0487 ± 0.0345
Fix	0.3367 ± 0.0384	0.3365 ± 0.0411	0.0994 ± 0.1130
Influence	0.6796 ± 0.0180	0.7108 ± 0.0186	0.0446 ± 0.0303
All	0.8134 ± 0.0301	0.8837 ± 0.0365	0.0996 ± 0.1132
Fix at Zero	0.3367 ± 0.0384	0.3335 ± 0.0424	0.4802 ± 0.2303
All Zero	0.8351 ± 0.0398	0.8770 ± 0.0383	0.4923 ± 0.2218

- **All:** All of the above are combined.
- **Fix at Zero:** The beliefs of AIs are fixed at 0.
- **All Zero:** Combines All with Fix at Zero.

Representing an agent that sets out to intentionally broadcast extreme beliefs and has rate, learning, and influence advantages, we hypothesise that All Zero has the strongest impact on AI dominance outcomes. In particular, we expect that All Zero will yield proportions of r_{AIV} and r_{AIF} that are significantly above the proportion of AIs (i.e. 33%) and Human Belief 0 that is significantly higher than expected by chance (10%) across the 10 possible beliefs. Further, note that due to the distance metric, it can be expected that r_{HB0} is lower than 10% because it is at one extreme of the beliefs; it has only half of the neighbours, so therefore it is unsurprising to see r_{HB0} around 5%.

B.1 10 AIs vs 20 Humans

As shown in Table 2, AI type has a significant impact on all of the AI dominance statistics.

Table 3 confirms both hypothesis. With regard to Hypothesis 1.A, it can be observed that indeed AIs with all extra capabilities get more views, with all capabilities combined (All Zero) yielding 84% of the views compared to 34% with no additional capabilities. Among these capabilities, frequent messaging (Act) and higher influence on observations (Influence) have the most significant impact, yielding 15% and 34% increases, respectively, compared to no capability (None). With regard to Hypothesis 1.B, AIs with all capabilities indeed yield the highest Human Belief 0, with 49% of the humans having the zero belief compared to 5% without any extra capabilities. While most of the increase is explained by fixing the AIs to the zero belief (which yields 48%), one can observe 10% of humans having the zero belief when AIs have all other capabilities.

B.2 100 AIs vs 200 Humans

We now look at a scenario with 100 AIs vs 200 Humans. The results appear similar in the sense that roughly 80% of views and 90% of fitness is obtained by AIs. However, the effectiveness of propaganda is much reduced, with only 12% of humans having the zero belief in the Fix at Zero and All Zero conditions. This is attributed to the number of connected agents being much larger, which leads to agents believing a much wider variety of sources.

Tab. 4: Effect of AI type on AI dominance statistics in the scenario with 100 AIs vs 200 humans, reporting results with based on 3 random seeds. Bold indicates the top two AI dominance scores for each statistic.

AI Type	AI dominance statistic		
	$r_{AIV} \uparrow$	$r_{AIF} \uparrow$	$r_{HBO} \uparrow$
None	0.3187 ± 0.0082	0.3175 ± 0.0100	0.0990 ± 0.0026
Act	0.5990 ± 0.0072	0.6425 ± 0.0080	0.0990 ± 0.0026
Evolve	0.3191 ± 0.0052	0.3168 ± 0.0063	0.0990 ± 0.0026
Fix	0.3184 ± 0.0061	0.3173 ± 0.0070	0.0986 ± 0.0030
Influence	0.6745 ± 0.0023	0.7039 ± 0.0016	0.0990 ± 0.0026
All	0.8200 ± 0.0014	0.8853 ± 0.0023	0.0986 ± 0.0030
Fix at Zero	0.3287 ± 0.0138	0.3472 ± 0.0149	0.1185 ± 0.0130
All zero	0.7947 ± 0.0023	0.8530 ± 0.0039	0.1192 ± 0.0120

Tab. 5: Effect of weight update type on AI dominance statistics in the scenario with 10 AIs vs 20 humans, reporting results with based on 10 random seeds. Bold indicates the top AI dominance score for each statistic, omitting bold in case of a more than two-way tie.

Weight update	AI dominance statistic		
	$r_{AIV} \uparrow$	$r_{AIF} \uparrow$	$r_{HBO} \uparrow$
Fixed	0.5300 ± 0.2150	0.5537 ± 0.2369	0.2172 ± 0.3031
Random	0.5146 ± 0.1989	0.5383 ± 0.2240	0.1098 ± 0.0687
Momentum	0.5312 ± 0.2149	0.5550 ± 0.2368	0.2092 ± 0.2881
Reward	0.5204 ± 0.2054	0.5432 ± 0.2286	0.1416 ± 0.1176

C The impact of the belief weight update

In social media, one may view many pieces of content but only few of them will actually significantly affect one’s beliefs. To investigate how the change of such “thought leaders”, as represented by a high score in the belief weight matrix W , can affect the belief distribution, the experiments include different belief weight updates (see Eq. 2) which are applied to all the agents. In particular, the experiments include the following four conditions:

- **Fixed:** no change in W .
- **Random:** $W_{ij} += \epsilon$, where $\epsilon \sim N(0, \sigma_R)$.
- **Momentum:** $W_{ij} += \beta \Delta W_{ij}(t) + \epsilon$, where $\epsilon \sim N(0, \sigma_M)$.
- **Reward:**
 $W_{ij} += \mathbb{I}(m_j(t) = o_i^j(t)) \max(r_j(t) - r_i(t), 0)$,
 where $r_j(t)$ is the reward obtained by agent j and $r_i(t)$ is the reward obtained by agent i , both at time t , and due to the indicator function, the update is only performed if agent i has observed a message from agent j .

With these conditions in mind, **Hypothesis 2** states that maintaining a fixed weight matrix (i.e. the Fixed condition) will yield narrow belief distributions while randomly changing the weight matrix (i.e. the Random condition) will yield very wide belief distributions. As such, we expect the Random condition to lead to lower Human Belief 0 scores.

C.1 10 AIs vs 20 Humans

As shown in Table 2, the belief weight update has a significant effect on Human Belief 0, indicating that how thought leaders are assigned can significantly affect the proportion of agents affected by propaganda.

Consistent with Hypothesis 2, Table 5 shows that through random changes to the belief weight matrix, the most favourable outcomes are obtained in terms of avoiding Human Belief 0, with 11% for Random as compared to 14 to 22% for other conditions. Focusing on the All Zero condition, where AIs have all capabilities, results (see Table 6) confirm that random changes in thought leader can be beneficial, with 22% of humans taking the zero belief. The worst outcomes are observed in Fixed (72%) and Momentum (68%).

Tab. 6: Effect of AI type and belief weight update on Human Belief 0 (r_{HB0}) in the scenario with 10 AIs vs 20 humans, reporting results with based on 3 random seeds.. Bold indicates the top score for each belief weight update.

AI type	belief weight update			
	Fixed	Random	Momentum	Reward
None	0.0282 ± 0.0272	0.0620 ± 0.0070	0.0297 ± 0.0342	0.0610 ± 0.0244
All	0.0931 ± 0.1459	0.1002 ± 0.0537	0.0940 ± 0.1461	0.1111 ± 0.0746
All Zero	0.7191 ± 0.0780	0.2152 ± 0.0118	0.6835 ± 0.0750	0.3515 ± 0.0146

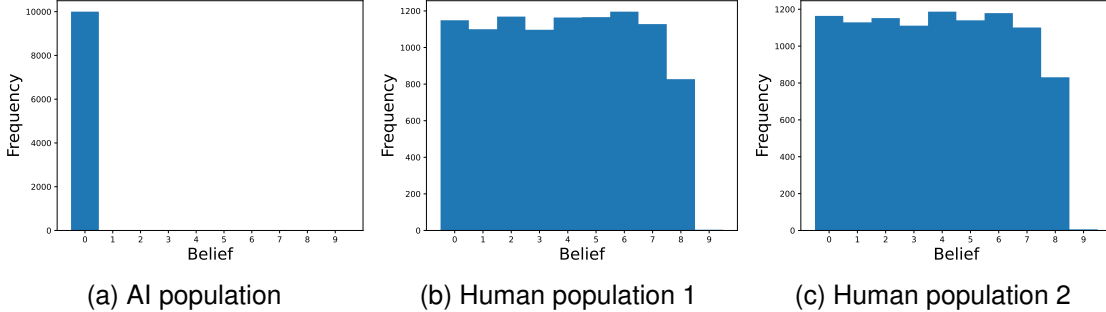


Fig. 7: Belief distribution for the different subpopulations in the 100 AIs vs 200 Humans scenario. The All Zero Fixed condition is shown and results are comparable for other conditions.

C.2 100 AIs vs 200 Humans

In the scenario with 100 AIs vs 200 humans, the weight update rule has a limited effect on Human Belief 0 (see Table 7). Since agents have a wide variety of sources they deem credible, the belief distribution remains wide in all conditions. This explanation is supported by Fig. 7 which shows the beliefs are uniformly distributed.

D The effect of sparse communication and sparse belief updates on views and beliefs

With sparse communication, such as in echo chambers and segregated cultures, a few limited sources of information will be attended to exclusively and beliefs will be more difficult to change. To investigate the effect of network sparsity in this sense, the experiments selectively set the smallest n probabilities of incoming agent information to zero. We independently manipulate the proportion $n/N \in \{0.0, 0.1, 0.2, 0.5\}$, where N is the total population size, leading to **observation sparsity** (i.e. sparsity in the observation probability of Eq. 4) and **belief sparsity** (i.e. sparsity in the belief update probability of Eq. 2). We hypothesise that observation sparsity leads to increased r_{AIV} (**Hypothesis 3.A**) while belief sparsity leads to increased r_{HB0} (**Hypothesis 3.B**).

Results confirm Hypothesis 3.A, as it can be observed in Fig. 8 that r_{AIV} are increased consistently across all conditions with All Zero AIs; however, the effect is limited to 1–2% of additional views. Hypothesis 3.B is confirmed with more pronounced effects: as shown in Fig. 9, the belief sparsity leads to 15% increases in Fixed, Momentum, and Reward

Tab. 7: Effect of weight update type on AI dominance statistics in the scenario with 100 AIs vs 200 humans, reporting results with based on 3 random seeds. Bold indicates the top AI dominance score for each statistic, omitting bold in case of a more than two-way tie.

Weight update	AI dominance statistic		
	$r_{AIV} \uparrow$	$r_{AIF} \uparrow$	$r_{HB0} \uparrow$
Fixed	0.5215 ± 0.2100	0.5474 ± 0.2340	0.1037 ± 0.0082
Random	0.5222 ± 0.2104	0.5490 ± 0.2350	0.1073 ± 0.0173
Momentum	0.5214 ± 0.2107	0.5472 ± 0.2349	0.1032 ± 0.0094
Reward	0.5214 ± 0.2103	0.5481 ± 0.2349	0.1013 ± 0.0024

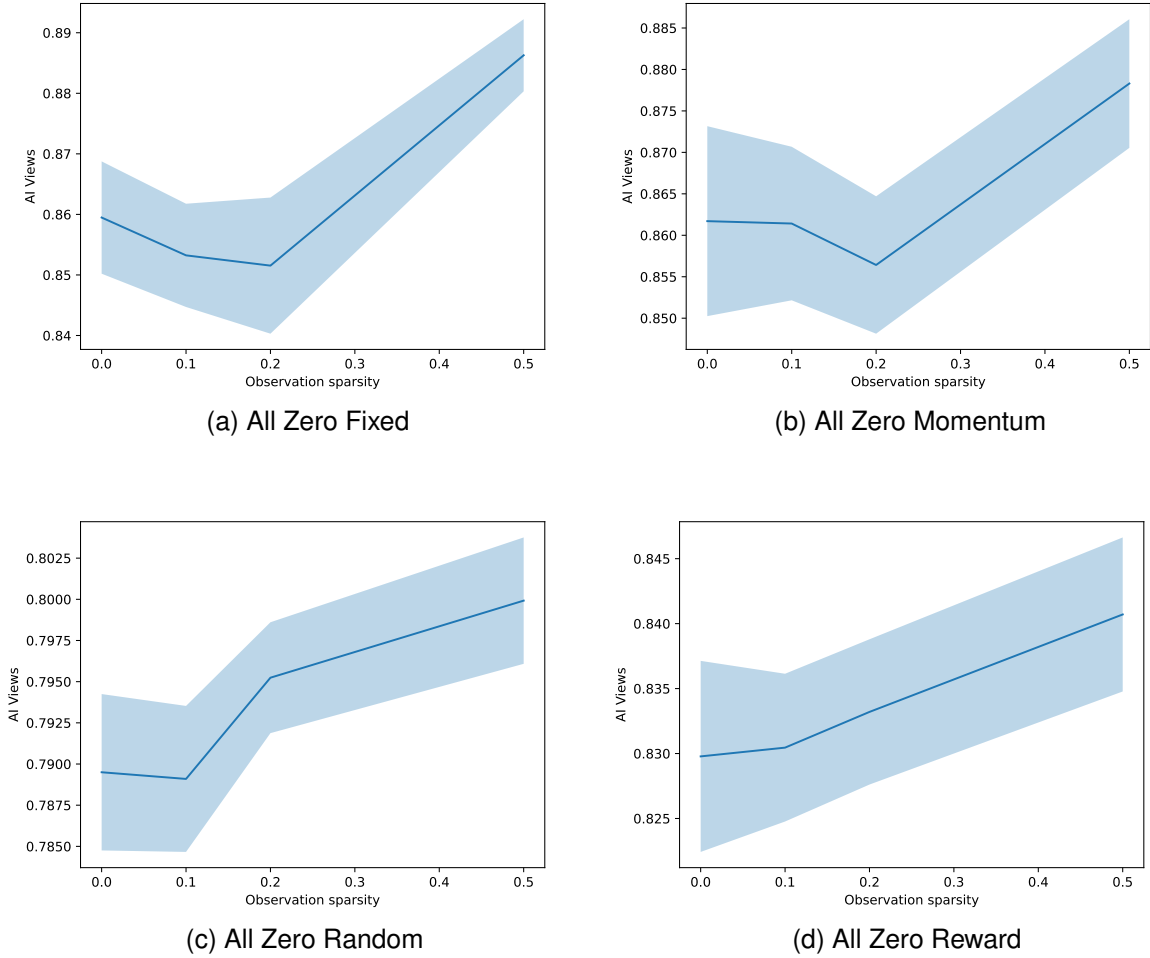


Fig. 8: Effect of observation sparsity on AI Views (r_{AIV}). The line indicates the mean while the shaded area is based on the standard error.

conditions. For Fixed and Momentum, this leads to a staggering 85% score in r_{HB0} . However, for the Random condition, only a marginal increase, less than 1%, can be observed.

E The effect of recommendation advantages on views

As the influence of a particular agent over another increases in terms of observation probability, one would expect a stronger AI dominance in terms of r_{AIV} . Such a scenario may happen, for instance, when AI systems have generated more convincing titles, search engine optimisation, etc., in which case they are to be observed with a much larger probability than their population proportion. To assess this question in Digico, the experiments scale the role of the influence in the observation probability by manipulating the observation influence factor (i.e. K_I in Eq. 4) in the set $\{0.2, 0.5, 1.0, 2.0, 5.0\}$. **Hypothesis 4** states that with higher observation influence, the AI views will be increased in the All Zero condition.

Focusing on the All Zero conditions, the results confirm that this is indeed the case, with the pattern of Fig. 3b occurring for all weight update types, where AI can receive up to 95% of the views despite making up only 33% of the population. In short, the views that AIs receive depends strongly on the extent of their observation influence benefit.

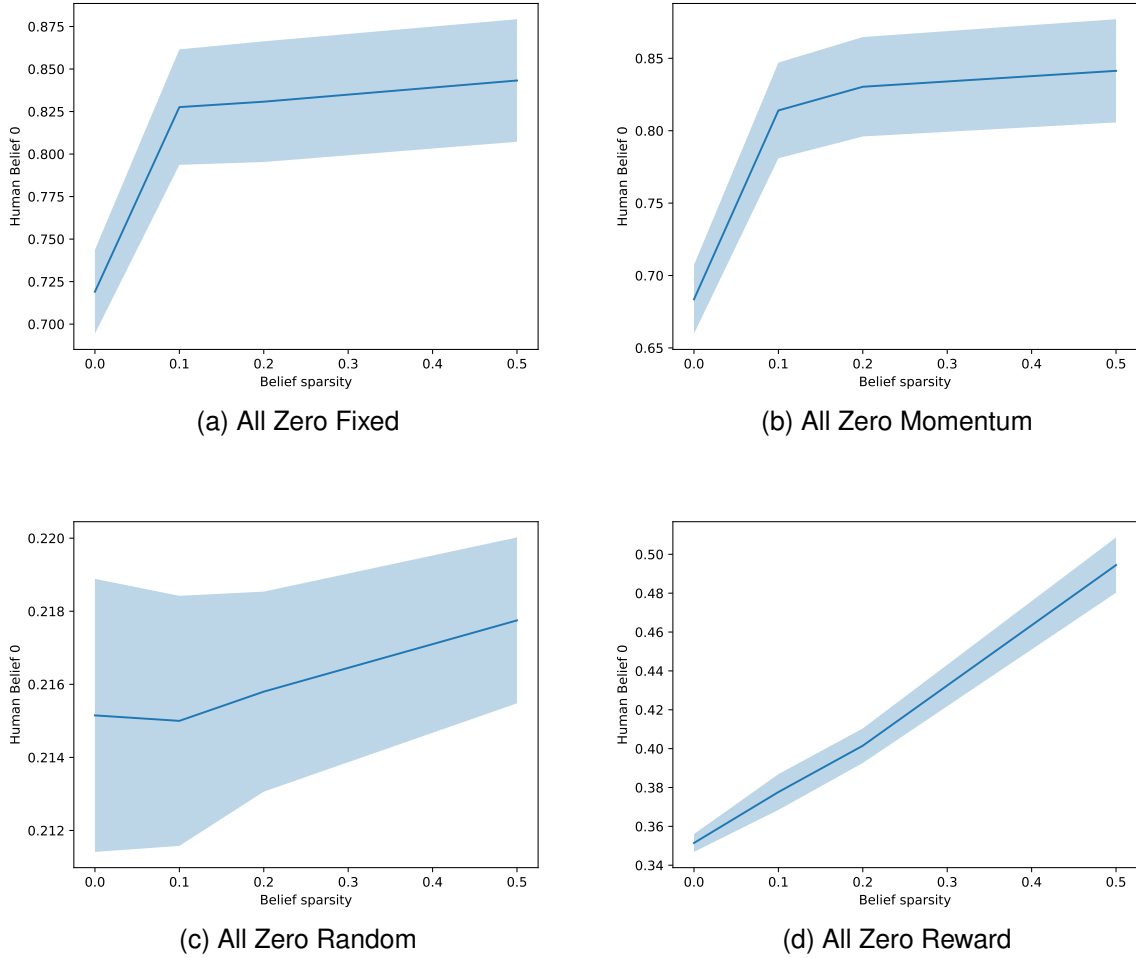


Fig. 9: Effect of belief sparsity on Human Belief 0 (r_{HB0}). The line indicates the mean while the shaded area is based on the standard error.

F The effect of truthfulness on beliefs

The content that one creates may not always reflect one’s true beliefs. Sometimes agents may send messages that disagree with their beliefs to make other agents come to their side (i.e. make the belief weight for that agent larger). Assuming all agents behave equally truthfully or deceptive, **Hypothesis 5** states that truthfulness (high λ) will lead to agents being less subject to manipulation (i.e. lower Human Belief 0). To evaluate the hypothesis, we consider the λ parameter, which affects the belief penalty in the fitness function (see Eq. 8), as the truthfulness and manipulate it in $\{0.01, 0.1, 1.0, 10.0\}$. To assess propaganda effectiveness, only the All Zero conditions are included.

The results, shown in Figure 5b, confirm the hypothesis for the Reward case, where agents adjust their beliefs based on the reward. Since the reward includes both the views and the truthfulness, the effect can hence be interpreted as a case where agents are able to observe whether or not an agent is truthful, and they adjust their beliefs especially to agents that are both popular and truthful. The other belief weight updates do not show any effect. In short, the effectiveness of propaganda can be reduced if agents’ beliefs are updated dependent on the truthfulness of the messages they receive.