

Quantum evolution of mixed states and performance of quantum heat engines

Anatoly A. Svidzinsky^{1,*} and Wenzhuo Zhang¹

¹*Institute for Quantum Science and Engineering,
Department of Physics & Astronomy,
Texas A&M University, College Station, TX 77843*

**Author to whom any correspondence should be addressed.*

E-mail: asvid@physics.tamu.edu

(Dated: December 17, 2024)

We introduce a technique for calculation the density operator time evolution along the lines of Heisenberg representation of quantum mechanics. Using this technique, we find the exact solution for the evolution of two and three coupled harmonic oscillators initially prepared in thermal states at different temperatures. We show that such systems exhibit interesting quantum dynamics in which oscillators swap their thermal states due to entanglement induced in the process of energy exchange and yield noise induced coherence. A photonic quantum heat engine (QHE) composed of two optical cavities can be modeled as coupled harmonic oscillators with time-dependent frequencies. Photons in the cavities become entangled during the engine operation. We show that the work done by such an engine is maximum if at the end of the cycle the oscillators swap numbers of excitations which can be achieved when the engine operates under the condition of parametric resonance. We also show that Carnot formula yields limiting efficiency for QHEs under general assumptions. Our results deepen understanding of quantum evolution of mixed states which could be useful to design quantum machines with a better performance.

I. INTRODUCTION

Quantum evolution of a system can be qualitatively different from the classical counterpart. For example, the increase of electric current along a normal metal ring yields heating. However, if the metal ring is in a quantum superconducting state the adiabatic increase of the electric current can result in a cooling effect [1]. Optical pumping and laser cooling of atoms are among other examples of quantum refrigeration.

Heat engines constitute the major building blocks of modern technologies. Classical heat engines and refrigerators serve as impeccable applications for centuries. Unconventional properties of the quantum world have inspired development of the quantum heat engines (QHEs). Some of them (lasers, solar cells, etc.) have already received broad applications. Recent technological advances suggest that we are in the midst of a new revolution in quantum physics, which is about controlling individual quantum systems (e.g., atoms and molecules) to a greater extent, enabling more powerful applications of quantum mechanics [2]. This may lead to the development of QHEs at the nanoscales.

The operation mechanism of the QHE is described by the laws of quantum mechanics: the working fluid is quantum in nature and quantum effects are not negligible. Whether quantum evolution can lead to a violation of the second law of thermodynamics is a fundamental question which yet remains open. One of the formulations of the second law is associated with the Carnot's theorem [3] which states that the efficiency of any heat engine that uses hot thermal reservoir at temperature T_h as an energy source and a cold reservoir at temperature

T_c as an entropy sink cannot exceed the Carnot efficiency

$$\eta_{\max} = 1 - \frac{T_c}{T_h}.$$

Whether quantum effects can affect performance of QHEs is a subject of investigation in recent decades which has led to the creation of a separate area of study, quantum thermodynamics [4, 5]. This is especially important for small machines consisting of a small number of particles. Discussions of QHEs spread a wide range (for recent reviews see, e.g., [6–9]).

When the heat baths are not thermal (e.g. there is coherence, squeezing, quantum correlations, entanglement, etc.) the “efficiency” of quantum thermal machines could surpass the thermodynamic Carnot bound [10–22]. However, there is no violation of the laws of thermodynamics since extra resources are required to prepare the baths in non-thermal states which is not included in the estimate of the engine efficiency. When this energetic cost is properly accounted for, the Carnot efficiency is maintained as the fundamental bound on the cycle efficiency [23].

Operation of a QHE between hot and cold thermal reservoirs could lead to generation of coherence in the working substance which can improve the engine's performance. For example, induced coherence can enhance power of a photocell by increasing absorption of solar radiation [24–26] and could improve energy transport in photosynthetic reaction centers [27]. The latter can be seen as a biological QHE that transforms high-energy thermal photon radiation into low-entropy electron flux.

QHEs have been examined in many platforms including implementations in single spin systems [28–30], coupled spin systems [31–33], harmonic oscillators [34–36], relativistic oscillators [37], an ideal Bose gas [38], a Bose–Einstein condensate [39], anyons [40, 41], a two-

level atom [42], atomic systems with multiple energy levels [43–45], optomechanical QHEs with phonon coupling [46–48], engines based on quantum Hall edge states [49–51], and so on.

In the past decade, quantum engine cycles were experimentally demonstrated in various systems such as cold atoms [52, 53], a nanobeam [21], an ensemble of nitrogen-vacancy centres [54], nuclear spins [55], using a trapped ion as working fluid [22, 34, 56], and using a spin coupled to single-ion motion [57, 58]. A photonic quantum engine driven by superradiance was reported in [59].

Significant progress in the fabrication of mechanical devices at the micro- and nano scale has been achieved [60]. Hybrid systems that couple optical, electrical and mechanical degrees of freedom via radiation pressure in nanoscale devices are under development in laboratories worldwide [61]. Ground-state cooling of mechanical resonators [62, 63], and manipulation of photons and phonons at quantum levels [64, 65] have been realized in these systems.

The nano-opto-electro-mechanical systems offer unprecedented opportunities to control light in nanophotonic structures which provides an excellent platform for studying quantum thermodynamics and nano QHEs. The optical cavity enhances the radiation pressure force and provides a feedback mechanism which allows one to control the motion of the mechanical resonator at mesoscopic scales, and to investigate the underlying physical mechanisms under a variety of parameter conditions.

In this paper, we continue the discussion of QHEs by studying specific examples of quantum evolution for which solutions can be obtained analytically. We investigate quantum evolution of mixed states using a formalism similar to the Heisenberg representation of quantum mechanics in which the operators incorporate a dependency on time. However, in the present treatment, equation of motion for the operators differs from the conventional Heisenberg equation by the time reversal transformation $t \rightarrow -t$. That is operators obey the same evolution equation as the density operator. The present formalism is applicable when a mixed state undergoes a unitary evolution. That is during evolution the system initially prepared in a mixed state is isolated from the environment.

First (Secs. II and III), we analyze two and three coupled harmonic oscillators initially prepared in thermal states at different temperatures. We show that such systems exhibit interesting quantum dynamics in which oscillators swap temperatures due to the entanglement induced in the process of energy exchange and yield noise induced coherence. As we show, for this example the state of the system with coherence can be represented as a product of thermal states with different temperatures using collective modes as the basis set. As a consequence, one can extract work from a single heat reservoir with coherence in just the same way as if QHE operates between hot and cold thermal baths.

In the following Sections IV-VII, we investigate heat engines with quantum working substance that use hot

and cold reservoirs in thermal equilibrium as the energy source and the entropy sink respectively. To be specific, we consider a working substance that can be modeled as coupled harmonic oscillators (photonic QHE) or coupled two-level systems (atomic QHE) whose transition frequencies depend on time. We show that the engine efficiency depends only on the initial frequencies and is independent of how oscillator frequencies vary during the engine operation. We also show that the work done by such engine is maximum if at the end of the cycle the oscillators swap numbers of excitations which can be achieved when the engine operates under the condition of parametric resonance. In Section VI, we find that oscillators coupled only by counter-rotating terms (BEC-like working substance) are unable to produce positive work in any closed cycle. Finally (Sec. VII), we show that Carnot formula yields the limiting efficiency for QHEs under general assumptions which provides an alternative way to derive the Carnot limit on QHE efficiency [66, 67].

II. QUANTUM EVOLUTION OF MIXED STATES

In this section, we introduce a technique which allows us to find the time evolution of the density operator describing an isolated quantum system initially prepared in a mixed state. To be specific, we consider two coupled harmonic oscillators a and b with frequencies $\omega_a(t)$ and $\omega_b(t)$ governed by the Hermitian Hamiltonian

$$\hat{H} = \hbar\omega_a(t)\hat{a}^\dagger\hat{a} + \hbar\omega_b(t)\hat{b}^\dagger\hat{b} + \hbar g \left(\hat{a}^\dagger\hat{b} + \hat{a}\hat{b}^\dagger \right) \quad (1)$$

which depends on time through $\omega_{a,b}(t)$. In Eq. (1), operators \hat{a} and \hat{b} obey bosonic commutation relations. We assume that initially both oscillators are in thermal states with temperatures T_a and T_b respectively, and $T_a > T_b$. The initial density operator of the system has a separable form and reads

$$\hat{\rho}_0(\hat{a}, \hat{b}) = N e^{-q\hat{a}^\dagger\hat{a}} e^{-p\hat{b}^\dagger\hat{b}}, \quad (2)$$

where $q = \hbar\omega_a/k_B T_a$, $p = \hbar\omega_b/k_B T_b$ and N is the normalization factor

$$N = (1 - e^{-q})(1 - e^{-p}).$$

Evolution of the density operator of the isolated system is described by the Liouville–von Neumann equation

$$i\hbar \frac{\partial \hat{\rho}}{\partial t} = \left[\hat{H}, \hat{\rho} \right], \quad (3)$$

where the square brackets stand for the commutator of the operators $\left[\hat{H}, \hat{\rho} \right] = \hat{H}\hat{\rho} - \hat{\rho}\hat{H}$. Equation (3), subject to the initial condition (2), has the following formal solution

$$\hat{\rho}(t) = \hat{U}^\dagger(t)\hat{\rho}_0(\hat{a}, \hat{b})\hat{U}(t), \quad (4)$$

where $\hat{U}(t)$ is a unitary operator obeying equation

$$-i\hbar\frac{\partial\hat{U}(t)}{\partial t} = \hat{U}(t)\hat{H}, \quad (5)$$

and satisfying the initial condition $\hat{U}(0) = 1$. The operator $\hat{U}(t)$ differs from the conventional evolution operator by the time reversal $t \rightarrow -t$. Using the Taylor expansion of the operator $\hat{\rho}_0(\hat{a}, \hat{b})$, we obtain that solution (4) can be written as

$$\hat{\rho}(t) = \hat{\rho}_0(\hat{A}(t), \hat{B}(t)) = Ne^{-q\hat{A}^\dagger(t)\hat{A}(t)}e^{-p\hat{B}^\dagger(t)\hat{B}(t)}, \quad (6)$$

where

$$\hat{A}(t) = \hat{U}^\dagger(t)\hat{a}\hat{U}(t), \quad (7)$$

$$\hat{B}(t) = \hat{U}^\dagger(t)\hat{b}\hat{U}(t). \quad (8)$$

Equations (7) and (8) yield that operators $\hat{A}(t)$ and $\hat{B}(t)$ obey the same equation of motion (3) as the density operator $\hat{\rho}(t)$, namely

$$i\hbar\frac{\partial\hat{A}(t)}{\partial t} = [\hat{H}, \hat{A}(t)], \quad (9)$$

$$i\hbar\frac{\partial\hat{B}(t)}{\partial t} = [\hat{H}, \hat{B}(t)], \quad (10)$$

and are subject to the initial conditions $\hat{A}(0) = \hat{a}$ and $\hat{B}(0) = \hat{b}$. In addition, Eqs. (7) and (8) yield that operators $\hat{A}(t)$ and $\hat{B}(t)$ obey the same bosonic commutation relations as the operators \hat{a} and \hat{b} , namely

$$[\hat{A}(t), \hat{A}^\dagger(t)] = 1, \quad [\hat{B}(t), \hat{B}^\dagger(t)] = 1, \quad (11)$$

and all other commutators, including $[\hat{A}(t), \hat{B}^\dagger(t)]$, are equal to zero. We look for solutions of Eqs. (9) and (10) in the form

$$\hat{A}(t) = C(t)\hat{a} + D(t)\hat{b}, \quad \hat{B}(t) = E(t)\hat{b} + F(t)\hat{a}, \quad (12)$$

which yields the following equations for the unknown functions $C(t)$, $D(t)$, $E(t)$ and $F(t)$

$$i\dot{C} = -\omega_a(t)C - gD, \quad i\dot{D} = -\omega_b(t)D - gC, \quad (13)$$

$$i\dot{E} = -\omega_b(t)E - gF, \quad i\dot{F} = -\omega_a(t)F - gE, \quad (14)$$

subject to the initial conditions

$$C(0) = 1, \quad D(0) = 0, \quad E(0) = 1, \quad F(0) = 0. \quad (15)$$

Equations (13)-(15) have the following integrals of motion

$$|C(t)|^2 + |D(t)|^2 = 1, \quad (16)$$

$$|E(t)|^2 + |F(t)|^2 = 1, \quad (17)$$

$$C(t)F^*(t) + D(t)E^*(t) = 0, \quad (18)$$

which can be also obtained directly from the commutation relations for the operators $\hat{A}(t)$ and $\hat{B}(t)$. For example, $[\hat{A}(t), \hat{A}^\dagger(t)] = 1$ yields Eq. (16), etc.

If oscillators have the same frequency ω which is independent of time, the solution of Eqs. (13)-(15) describes Rabi oscillations, namely,

$$\hat{A}(t) = e^{i\omega t} \left(\cos(gt)\hat{a} + i \sin(gt)\hat{b} \right) \quad (19)$$

$$\hat{B}(t) = e^{i\omega t} \left(\cos(gt)\hat{b} + i \sin(gt)\hat{a} \right), \quad (20)$$

and the time evolution of the system's density operator is given by the formula

$$\begin{aligned} \hat{\rho}(t) = & Ne^{-q(\cos(gt)\hat{a}^\dagger - i \sin(gt)\hat{b}^\dagger)(\cos(gt)\hat{a} + i \sin(gt)\hat{b})} \\ & \times e^{-p(\cos(gt)\hat{b}^\dagger - i \sin(gt)\hat{a}^\dagger)(\cos(gt)\hat{b} + i \sin(gt)\hat{a})}. \end{aligned} \quad (21)$$

Equation (21) shows that $\hat{\rho}(t)$ periodically oscillates with the Rabi frequency $2g$ and the energy flows back and forth between the oscillators. For the time dependence of the average oscillator energy we obtain

$$E_a(t) = \hbar\omega \left(\frac{\cos^2(gt)}{e^q - 1} + \frac{\sin^2(gt)}{e^p - 1} \right), \quad (22)$$

$$E_b(t) = \hbar\omega \left(\frac{\cos^2(gt)}{e^p - 1} + \frac{\sin^2(gt)}{e^q - 1} \right). \quad (23)$$

The energy flow is governed by the entanglement induced between oscillators. At the moments of time when $\cos(gt) = 0$ the state of the system becomes separable, namely,

$$\hat{\rho} = Ne^{-q\hat{b}^\dagger\hat{b}}e^{-p\hat{a}^\dagger\hat{a}}. \quad (24)$$

Comparison of Eq. (24) with the initial state (2) shows that oscillators swap their thermal states (temperatures), that is hot oscillator turns cold and vice versa. This feature of quantum evolution appears due to the entanglement (correlations) induced between oscillators in the process of energy exchange. Please note that in the conventional Rabi oscillation dynamics the oscillators are usually in Fock states and swap their excitation number during system's evolution. In the present case the systems exchange the entire thermal statistics.

Tracing the Gaussian density operator (21) over the oscillator b leaves the oscillator a in a thermal state and vice versa. That is oscillators can be characterized by an effective temperature at any t even though the state is entangled. The oscillator temperatures $T_a(t)$ and $T_b(t)$

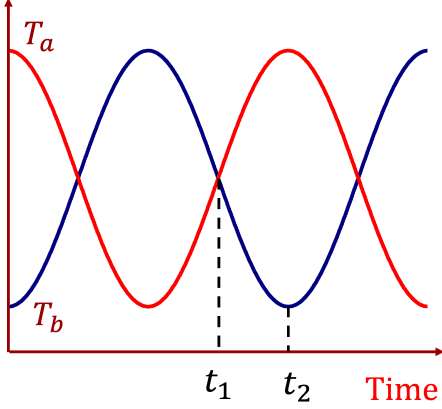


FIG. 1. Effective temperature of oscillators a and b as a function of time.

are related to the average oscillator energies (22) and (23) according to

$$E_a(t) = \frac{\hbar\omega}{e^{\frac{\hbar\omega}{k_B T_a(t)}} - 1}, \quad E_b(t) = \frac{\hbar\omega}{e^{\frac{\hbar\omega}{k_B T_b(t)}} - 1}. \quad (25)$$

In Fig. 1 we plot effective temperature of the oscillators a and b as a function of time. During the time interval $t_1 < t < t_2$ the effective temperature of the colder oscillator decreases while the temperature of the hotter oscillator increases. The process looks like as if heat flows from the cold to the hot oscillator.

However, in terms of the collective modes (19) and (20) the total state is separable at any t (see Eq. (6)) and the average numbers of excitations $\langle \hat{A}^\dagger(t)\hat{A}(t) \rangle$ and $\langle \hat{B}^\dagger(t)\hat{B}(t) \rangle$ are independent of time. In this basis the collective modes are not coupled and there is no energy exchange between them.

III. NOISE INDUCED COHERENCE

Next, we consider three oscillators \hat{a} , \hat{b} and \hat{c} having the same frequency ω . Oscillators \hat{b} and \hat{c} are coupled with \hat{a} , but not with each other. The Hamiltonian of the system reads

$$\hat{H} = \hbar\omega \left(\hat{a}^\dagger \hat{a} + \hat{b}^\dagger \hat{b} + \hat{c}^\dagger \hat{c} \right) + \hbar g \left(\hat{a}^\dagger (\hat{b} + \hat{c}) + \hat{a} (\hat{b}^\dagger + \hat{c}^\dagger) \right). \quad (26)$$

We assume that initially the oscillator \hat{a} is in a thermal state with hot temperature T_h , while oscillators \hat{b} and \hat{c} have cold temperature T_c . The initial density operator of the system is

$$\hat{\rho}_0(\hat{a}, \hat{b}, \hat{c}) = N e^{-q \hat{a}^\dagger \hat{a}} e^{-p(\hat{b}^\dagger \hat{b} + \hat{c}^\dagger \hat{c})}, \quad (27)$$

where $q = \hbar\omega/k_B T_h$, $p = \hbar\omega/k_B T_c$ and N is the normalization factor

$$N = (1 - e^{-q}) (1 - e^{-p})^2.$$

In the present problem the oscillator \hat{a} serves as an incoherent energy source.

Introducing collective operators

$$\hat{B}_1 = \frac{1}{\sqrt{2}} (\hat{b} + \hat{c}), \quad \hat{B}_2 = \frac{1}{\sqrt{2}} (\hat{b} - \hat{c}), \quad (28)$$

which obey bosonic commutation relations, one can write the system's Hamiltonian as

$$\hat{H} = \hbar\omega \left(\hat{a}^\dagger \hat{a} + \hat{B}_1^\dagger \hat{B}_1 + \hat{B}_2^\dagger \hat{B}_2 \right) + \sqrt{2}\hbar g \left(\hat{a}^\dagger \hat{B}_1 + \hat{a} \hat{B}_1^\dagger \right), \quad (29)$$

while

$$\hat{\rho}_0(\hat{a}, \hat{B}_1, \hat{B}_2) = N e^{-q \hat{a}^\dagger \hat{a}} e^{-p(\hat{B}_1^\dagger \hat{B}_1 + \hat{B}_2^\dagger \hat{B}_2)}. \quad (30)$$

Equation (29) shows that only symmetric collective mode \hat{B}_1 is coupled with \hat{a} and the effective coupling constant is $\sqrt{2}g$. Thus, the problem reduces to two coupled oscillators (\hat{a} and \hat{B}_1) of the previous section, while the antisymmetric mode \hat{B}_2 remains in the thermal state with temperature T_c during the system's evolution. Using the previous result, we obtain the time evolution of the system's density operator

$$\begin{aligned} \hat{\rho}(t) = & N e^{-q(\cos(\sqrt{2}gt)\hat{a}^\dagger - i\sin(\sqrt{2}gt)\hat{B}_1^\dagger)} (\cos(\sqrt{2}gt)\hat{a} + i\sin(\sqrt{2}gt)\hat{B}_1) \\ & \times e^{-p(\cos(\sqrt{2}gt)\hat{B}_1^\dagger - i\sin(\sqrt{2}gt)\hat{a}^\dagger)} (\cos(\sqrt{2}gt)\hat{B}_1 + i\sin(\sqrt{2}gt)\hat{a}) e^{-p\hat{B}_2^\dagger \hat{B}_2}. \end{aligned}$$

At the moments of time when $\cos(\sqrt{2}gt) = 0$ the state of the system becomes

$$\hat{\rho} = N e^{-q\hat{B}_1^\dagger \hat{B}_1} e^{-p\hat{a}^\dagger \hat{a}} e^{-p\hat{B}_2^\dagger \hat{B}_2}, \quad (31)$$

that is oscillators \hat{a} and \hat{B}_1 swap temperatures. In terms of the original operators \hat{b} and \hat{c} , Eq. (31) reads

$$\hat{\rho} = N e^{\frac{p-q}{2}(\hat{b}^\dagger + \hat{c}^\dagger)(\hat{b} + \hat{c})} e^{-p(\hat{b}^\dagger \hat{b} + \hat{c}^\dagger \hat{c})} e^{-p\hat{a}^\dagger \hat{a}}. \quad (32)$$

Equation (32) shows that if $T_h \neq T_c$ (that is $q \neq p$) oscillators \hat{b} and \hat{c} become correlated. In particular, using Eq. (31), we obtain

$$\begin{aligned} \langle b\hat{c}^\dagger \rangle &= \frac{1}{2} \text{Tr} \left((\hat{B}_1 + \hat{B}_2)(\hat{B}_1^\dagger - \hat{B}_2^\dagger) \hat{\rho} \right) \\ &= \frac{1}{2} \left(\frac{1}{e^q - 1} - \frac{1}{e^p - 1} \right). \end{aligned}$$

That is to say the interaction with the same incoherent energy source \hat{a} induces coherence between oscillators \hat{b} and \hat{c} . Such noise induced coherence can be used to enhance performance of solar cells [24, 26] and could play a role in biological processes [68–70].

Equation (31) shows that the entangled state of oscillators \hat{b} and \hat{c} is separable in terms of the collective modes \hat{B}_1 and \hat{B}_2 , namely, it is a product of thermal states with different temperatures T_h and T_c

$$e^{\frac{p-q}{2}(\hat{b}^\dagger + \hat{c}^\dagger)(\hat{b} + \hat{c})} e^{-p(\hat{b}^\dagger \hat{b} + \hat{c}^\dagger \hat{c})} = e^{-q\hat{B}_1^\dagger \hat{B}_1} e^{-p\hat{B}_2^\dagger \hat{B}_2}.$$

Thus, one can extract work from the state with quantum coherence (32) in just the same way as if QHE operates between pair of hot and cold thermal reservoirs with temperatures T_h and T_c .

IV. PHOTONIC QUANTUM HEAT ENGINE

In this section, we consider a quantum heat engine in which two oscillators described by the Hamiltonian (1) with different frequencies ω_a and ω_b ($\omega_b < \omega_a$) serve as the working substance. Photon gas in optical cavities of different lengths can be modeled as two coupled harmonic oscillators (see Fig. 2). In our setup, photons can tunnel between the cavities through a partially transmitting common mirror which yields coupling between the oscillators. Outside mirrors can move and act as a piston of the engine. Photon gas exerts radiation pressure on the mirrors and can do mechanical work on the surroundings. Frequencies of photons in the cavities depend on the cavity size and time due to varying positions of the outside mirrors.

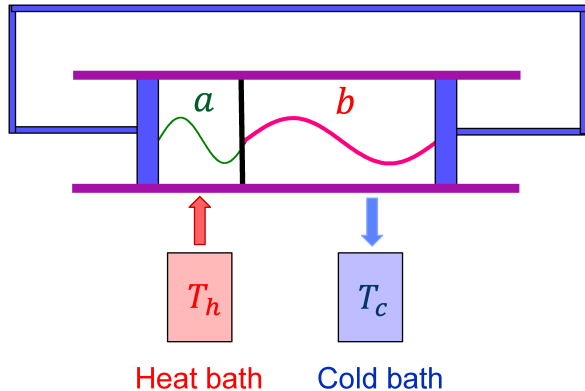


FIG. 2. Photonic quantum heat engine composed of two optical cavities with different frequencies coupled via a partially transmitting common mirror. Outside mirrors can move and act as a piston of the engine. The working fluid of the engine is photon gas in the cavities which exerts radiation pressure on the mirrors and can do mechanical work on the surroundings.

At the beginning of the engine cycle, the cavities are not coupled. The cavity a is in contact with a heat reservoir with temperature T_h , while cavity b is in contact

with a cold reservoir with temperature T_c . Thus, initially, photons in the cavities are in the thermal state (2) with $q = \hbar\omega_a/k_B T_h$ and $p = \hbar\omega_b/k_B T_c$. Then, cavities are disconnected from the reservoirs and become coupled with each other through the partially transmitting common mirror. At this part of the cycle, the working substance is an isolated system; the piston is moving and the oscillator (photon) frequencies vary with time forcing the working substance to do mechanical work W on the surroundings.

For the moment, we will not specify how the piston moves and consider a general situation. The density operator of the coupled oscillators (photons in the two cavities) evolves according to Eqs. (6), (12)-(15). At the end of the cycle, the cavity mirrors return to their initial positions and the oscillator frequencies return to their initial values ω_a and ω_b .

To find the efficiency of the engine, we note that operator $\hat{a}^\dagger \hat{a} + \hat{b}^\dagger \hat{b}$ commutes with the Hamiltonian (1) and thus, the total number of the oscillator excitations remains constant

$$n_a(t) + n_b(t) = n_a(0) + n_b(0), \quad (33)$$

where

$$n_a(t) = \text{Tr}(\hat{a}^\dagger \hat{a} \hat{\rho}(t)), \quad n_b(t) = \text{Tr}(\hat{b}^\dagger \hat{b} \hat{\rho}(t)). \quad (34)$$

Work done by the engine is equal to the difference in energy of the oscillators at the beginning and the end of the cycle. Since at the end of the cycle (at $t = t_c$) the oscillator frequencies return to their initial values ω_a and ω_b , we obtain that the work done by the system during one cycle is

$$W = \hbar\omega_a (n_a(0) - n_a(t_c)) + \hbar\omega_b (n_b(0) - n_b(t_c)).$$

Using Eq. (33), we find

$$W = \hbar(\omega_a - \omega_b) (n_a(0) - n_a(t_c)). \quad (35)$$

At the end of the cycle, the oscillators become decoupled and are brought into contact with the heat and cold baths. Heat taken from the hot reservoir is

$$Q = \hbar\omega_a (n_a(0) - n_a(t_c)),$$

and hence, the engine efficiency is given by

$$\eta = \frac{W}{Q} = 1 - \frac{\omega_b}{\omega_a}. \quad (36)$$

Equation (36) shows that the engine efficiency depends only on the initial frequencies ω_a and ω_b and is independent of how oscillator frequencies vary (piston moves) during the engine operation. However, the work done by the engine is positive not for all values of ω_a and ω_b . To find the sign of W , it is convenient to express operator \hat{a} in terms of $\hat{A}(t)$ and $\hat{B}(t)$ using Eqs. (12) which yields

$$\hat{a} = c(t)\hat{A}(t) + d(t)\hat{B}(t). \quad (37)$$

Since operators \hat{a} and \hat{a}^\dagger obey the same bosonic commutation relations as $\hat{A}(t)$ and $\hat{A}^\dagger(t)$, the time-dependent functions in Eq. (37) have the following integral of motion

$$|c(t)|^2 + |d(t)|^2 = 1. \quad (38)$$

Using Eq. (37) and the formula for the density operator (6), we find

$$n_a(t) = \text{Tr} [\hat{a}^\dagger \hat{a} \hat{\rho}(t)] =$$

$$\begin{aligned} & \text{Tr} \left[\left(|c(t)|^2 \hat{A}^\dagger(t) \hat{A}(t) + |d(t)|^2 \hat{B}^\dagger(t) \hat{B}(t) \right) \hat{\rho}(t) \right] = \\ & = \frac{|c(t)|^2}{e^q - 1} + \frac{|d(t)|^2}{e^p - 1}. \end{aligned}$$

Taking into account Eqs. (35) and (38), we obtain

$$W = \hbar(\omega_a - \omega_b) \left(\frac{1}{e^q - 1} - \frac{1}{e^p - 1} \right) |d(t_c)|^2. \quad (39)$$

According to Eq. (39), the work done by the engine is positive provided $q < p$, that is

$$\omega_b > \frac{T_c}{T_h} \omega_a. \quad (40)$$

Equations (36) and (40) yield that maximum efficiency of the QHE is given by the Carnot formula

$$\eta_{\max} = 1 - \frac{T_c}{T_h}, \quad (41)$$

which is achieved for $\omega_b = \omega_a T_c / T_h$. According to Eq. (39), at maximum efficiency the work done by the engine vanishes, $W \rightarrow 0$, but the ratio W/Q remains finite. This is consistent with the operation of classical heat engines at Carnot efficiency which is achieved when the engine follows a reversible cycle that requires the engine to run infinitely slowly. As a consequence, the engine's power becomes close to zero. In contrast, the present quantum cycle has a finite duration and the QHE's power can vanish only if the work done per cycle goes to zero.

Next, we find how the piston should move to produce maximum work per cycle of the engine operation at given initial frequencies ω_a and ω_b . According to Eq. (39), the work is maximum if $|d(t_c)| = 1$. In other words, at the end of the cycle, upto a phase factor, $\hat{B}(t_c) = \hat{a}$ and $\hat{A}(t_c) = \hat{b}$. Hence

$$\hat{\rho}(t_c) = N e^{-q \hat{b}^\dagger \hat{b}} e^{-p \hat{a}^\dagger \hat{a}}, \quad (42)$$

and at the end of the cycle the oscillators swap numbers of excitations. At this moment, the oscillator temperatures are

$$T_a = \frac{\omega_a}{\omega_b} T_c, \quad T_b = \frac{\omega_b}{\omega_a} T_h.$$

Thus, we need to find solution of Eqs. (13)-(15) satisfying condition

$$C(t_c) = 0, \quad |D(t_c)| = 1, \quad E(t_c) = 0, \quad |F(t_c)| = 1. \quad (43)$$

According to Eqs. (16), (17) and (18), the last three conditions in Eq. (43) follow from the first one. Hence, we only need to find $C(t)$. Introducing new functions \tilde{C} and \tilde{D} such that

$$C = e^{\frac{i}{2} \int_0^t dt' (\omega_a(t') + \omega_b(t'))} \tilde{C}, \quad D = e^{\frac{i}{2} \int_0^t dt' (\omega_a(t') + \omega_b(t'))} \tilde{D},$$

Eqs. (13) reduce to

$$\frac{d^2 \tilde{C}}{dt^2} + \left(g^2 + \frac{\Delta^2}{4} - \frac{i}{2} \frac{d\Delta}{dt} \right) \tilde{C} = 0, \quad (44)$$

where

$$\Delta(t) = \omega_a(t) - \omega_b(t)$$

and $\tilde{C}(t)$ satisfies conditions

$$\tilde{C}(0) = 1, \quad \frac{d\tilde{C}(0)}{dt} = \frac{i}{2} (\omega_a - \omega_b), \quad \tilde{C}(t_c) = 0. \quad (45)$$

Assuming that

$$\Delta(t) = \omega_a - \omega_b + 2\delta \sin(\nu t), \quad (46)$$

where the modulation amplitude $\delta \ll 1$, and disregarding terms of the order of δ^2 , we obtain Mathieu's differential equation for \tilde{C}

$$\frac{d^2 \tilde{C}}{dt^2} + \left[g^2 + \frac{(\omega_a - \omega_b)^2}{4} + \right.$$

$$\left. \delta ((\omega_a - \omega_b) \sin(\nu t) - i\nu \cos(\nu t)) \right] \tilde{C} = 0. \quad (47)$$

At parametric resonance, $\nu = \sqrt{4g^2 + (\omega_a - \omega_b)^2}$, Eq. (47) has the following approximate solution

$$\tilde{C}(t) \approx C_1(t) e^{i\nu t/2} + C_2(t) e^{-i\nu t/2},$$

where

$$C_1(t) = \frac{1}{2} \left(1 + \frac{\Delta_0}{\nu} \right) \cos\left(\frac{\delta g}{\nu} t\right) + \frac{g}{\nu} \sin\left(\frac{\delta g}{\nu} t\right), \quad (48)$$

$$C_2(t) = \frac{1}{2} \left(1 - \frac{\Delta_0}{\nu} \right) \cos\left(\frac{\delta g}{\nu} t\right) - \frac{g}{\nu} \sin\left(\frac{\delta g}{\nu} t\right), \quad (49)$$

are slowly varying functions of time and $\Delta_0 = \omega_a - \omega_b$. Condition $\tilde{C}(t_c) = 0$ is approximately satisfied if we choose the cycle duration t_c such that $\cos\left(\frac{\delta g}{\nu} t_c\right) \approx 0$, that is $t_c \approx \pi\nu/2\delta g$. Then, near the end of the cycle

$$|C(t)|^2 \approx \frac{4g^2}{\nu^2} \cos^2\left(\frac{\nu t}{2}\right), \quad (50)$$

which vanishes at the minimum of the fast oscillating carrier function.

In Fig. (3), we plot $|C(t)|$ for one cycle of engine operation obtained by numerical solution of Eq. (44) in which $\Delta(t)$ is given by Eq. (46) with $\omega_a - \omega_b = 2g$, $\delta = 0.2g$ and the modulation frequency ν satisfies the condition of parametric resonance $\nu = \sqrt{4g^2 + (\omega_a - \omega_b)^2}$. For these parameters, $|C(t)|$ becomes equal to zero at $t_c = 22.26g$ and the oscillators swap numbers of excitations at the end of the cycle.

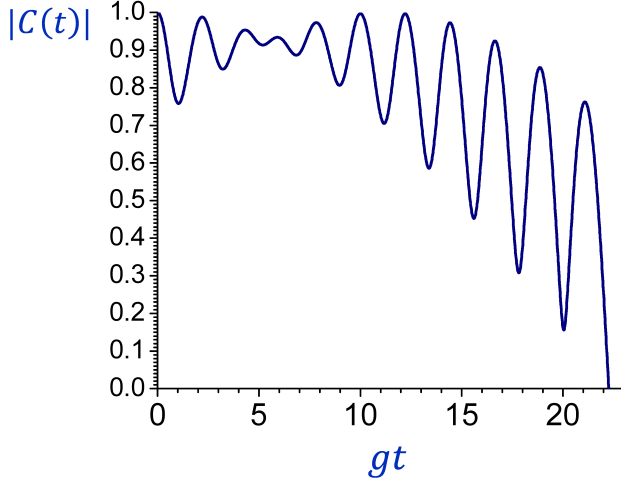


FIG. 3. $|C(t)|$ for one cycle of engine operation obtained by numerical solution of Eq. (44) with $\omega_a - \omega_b = 2g$, $\delta = 0.2g$ and $\nu = \sqrt{4g^2 + (\omega_a - \omega_b)^2}$.

V. ATOMIC QUANTUM HEAT ENGINE

In this section, we consider a QHE whose working substance is made of coupled two-level atoms with time-dependent transition frequencies ω_a and ω_b . The system's Hamiltonian reads

$$\hat{H} = \frac{1}{2}\hbar\omega_a(t)\hat{\sigma}_z + \frac{1}{2}\hbar\omega_b(t)\hat{\pi}_z + \hbar g(\hat{\sigma}^\dagger\hat{\pi} + \hat{\sigma}\hat{\pi}^\dagger), \quad (51)$$

where atomic operators obey commutation relations

$$[\hat{\sigma}, \hat{\sigma}^\dagger] = -\hat{\sigma}_z, \quad [\hat{\sigma}, \hat{\sigma}_z] = 2\hat{\sigma}, \quad [\hat{\sigma}^\dagger, \hat{\sigma}_z] = -2\hat{\sigma}^\dagger,$$

and similarly for $\hat{\pi}$. We assume that the atomic QHE operates following the same cycle as the photonic QHE of the previous section. Namely, at the beginning of the cycle the atoms are not coupled with each other and are in contact with hot and cold thermal reservoirs at temperatures T_h and T_c . Then, atoms are disconnected from the reservoirs and become coupled with each other. During the engine operation, atomic transition frequencies

change, e.g., by means of the Stark or Zeeman effect and the system does the mechanical work on the surroundings.

Since the operator $\hat{\sigma}_z + \hat{\pi}_z$ commutes with the Hamiltonian, the total average number of excitations is conserved during the system's evolution

$$n_a(t) + n_b(t) = n_a(0) + n_b(0), \quad (52)$$

where

$$n_a(t) = \frac{1}{2} + \frac{1}{2}\text{Tr}(\hat{\sigma}_z\hat{\rho}(t)), \quad (53)$$

$$n_b(t) = \frac{1}{2} + \frac{1}{2}\text{Tr}(\hat{\pi}_z\hat{\rho}(t)) \quad (54)$$

are the average numbers of excitations of the atom a and b respectively. Hence, the efficiency of the engine is given by the same Eq. (36) as in the previous section

$$\eta = 1 - \frac{\omega_b}{\omega_a}. \quad (55)$$

However, the work done by the engine is positive not for all values of ω_a and ω_b . To find the sign of W , we will use the interaction picture in which the interaction Hamiltonian reads

$$\hat{V} = \hbar g \left(e^{i\varphi(t)}\hat{\sigma}^\dagger\hat{\pi} + e^{-i\varphi(t)}\hat{\sigma}\hat{\pi}^\dagger \right), \quad (56)$$

where

$$\varphi(t) = \int_0^t dt' (\omega_b(t') - \omega_a(t')).$$

Straightforward calculations yield the following equation for $n_a(t)$ (see Appendix A)

$$\left(\frac{\partial n_a}{\partial t} \right)^2 + \left(\int_0^t dt' \frac{\partial \varphi}{\partial t'} \frac{\partial n_a}{\partial t'} \right)^2 = 4g^2 (n_a(0) - n_a(t)) (n_a(t) - n_b(0)). \quad (57)$$

Since the left-hand-side of Eq. (57) is nonnegative, we obtain that at the end of the cycle ($t = t_c$), n_a satisfies inequalities

$$n_b(0) \leq n_a(t_c) \leq n_a(0),$$

or

$$n_a(0) \leq n_a(t_c) \leq n_b(0).$$

Thus, if

$$n_a(0) > n_b(0) \quad (58)$$

then $n_a(t_c) \leq n_a(0)$ and, according to Eq. (35), work done by the system during one cycle is nonnegative.

For a two-level atom

$$n_a(0) = \frac{1}{e^{\frac{\hbar\omega_a}{k_B T_h}} + 1}, \quad n_b(0) = \frac{1}{e^{\frac{\hbar\omega_b}{k_B T_c}} + 1},$$

and condition (58) yields $\omega_b/\omega_a > T_c/T_h$. Plug this into Eq. (55), we obtain that maximum efficiency of the heat engine is again given by the Carnot formula (41).

VI. QUANTUM HEAT ENGINE WITH COUNTER-ROTATING INTERACTION HAMILTONIAN

In this section, we discuss a QHE whose working substance is made of two coupled harmonic oscillators of frequencies $\omega_a(t)$ and $\omega_b(t)$ described by the Hamiltonian

$$\hat{H} = \hbar\omega_a(t)\hat{a}^\dagger\hat{a} + \hbar\omega_b(t)\hat{b}^\dagger\hat{b} + \hbar g(\hat{a}^\dagger\hat{b}^\dagger + \hat{a}\hat{b}). \quad (59)$$

The coupling between oscillators is governed by the counter-rotating interaction term. The Hamiltonian with counter-rotating interaction appears, e.g., in the theory of weakly interacting Bose-Einstein condensate in the Bogoliubov approximation [71].

For Hamiltonian (59), the quantity $n_a(t) - n_b(t)$ is conserved since operator $\hat{a}^\dagger\hat{a} - \hat{b}^\dagger\hat{b}$ commutes with \hat{H} . That is

$$n_a(t) - n_b(t) = n_a(0) - n_b(0). \quad (60)$$

In the interaction picture, the interaction Hamiltonian reads

$$\hat{V} = \hbar g \left(e^{i\varphi(t)}\hat{a}^\dagger\hat{b}^\dagger + e^{-i\varphi(t)}\hat{a}\hat{b} \right), \quad (61)$$

where

$$\varphi(t) = \int_0^t dt' (\omega_a(t') + \omega_b(t')).$$

Straightforward derivation yields the following equation for $n_a(t) + n_b(t)$ (see Appendix B)

$$\begin{aligned} & \left[\frac{\partial}{\partial t} (n_a + n_b) \right]^2 + \left[\int_0^t dt' \frac{\partial \varphi}{\partial t'} \frac{\partial}{\partial t'} (n_a + n_b) \right]^2 \\ &= 4g^2 \left([n_a + n_b + 1]^2 - [n_a(0) + n_b(0) + 1]^2 \right). \end{aligned} \quad (62)$$

Equation (62) shows that during engine operation

$$n_a(t) + n_b(t) \geq n_a(0) + n_b(0). \quad (63)$$

Combining this with Eq. (60) yields

$$n_a(t) \geq n_a(0), \quad n_b(t) \geq n_b(0). \quad (64)$$

That is during system's evolution the numbers of oscillator excitations increases. If the oscillators are not coupled at the beginning ($t = 0$) and the end ($t = t_c$) of the cycle, the work done by the system during the cycle is

$$W = \hbar\omega_a(n_a(0) - n_a(t_c)) + \hbar\omega_b(n_b(0) - n_b(t_c)). \quad (65)$$

Equations (64) and (65) yield that such QHE cannot produce positive work for any closed cycle.

VII. LIMITING EFFICIENCY OF QUANTUM HEAT ENGINES

The second law of thermodynamics in the classical regime imposes a fundamental limit on the maximum heat-to-work conversion efficiency in an engine, given by Carnot efficiency. This efficiency is only achieved when the engine operates in a cycle using reversible transformations, which requires it to run infinitely slowly. As a consequence, the engine's power (work extracted per unit time) becomes close to zero.

In this section, we consider a general case of a QHE whose working substance is made of two systems with frequencies $\omega_a(t)$ and $\omega_b(t)$, and show that limiting efficiency of such engine is given by the Carnot formula under the assumption that engine's power vanishes at the maximum operating efficiency. We assume that at the beginning of the cycle the working substance is in the thermal state (2) with $q = \hbar\omega_a/k_B T_h$ and $p = \hbar\omega_b/k_B T_c$. We also assume that during the engine operation the systems are isolated from the environment but are coupled with each other. While at the beginning and the end of the cycle the systems are connected with the hot and cold thermal reservoirs and are not coupled with each other.

Since at the end of the cycle (at $t = t_c$) the frequencies return to their initial values ω_a and ω_b , the work done by the engine during one cycle is given by Eq. (65), while heat taken from the hot reservoir per cycle is

$$Q = \hbar\omega_a(n_a(0) - n_a(t_c)).$$

Hence, the engine efficiency is given by

$$\eta = \frac{W}{Q} = 1 - \frac{\omega_b}{\omega_a} \frac{n_b(t_c) - n_b(0)}{n_a(0) - n_a(t_c)}. \quad (66)$$

If at the maximum efficiency operation the engine power vanishes the density operator (2) does not evolve with time in this regime. The time evolution of the density operator is given by

$$\hat{\rho}(t) = N e^{-q\hat{n}_a(t) - p\hat{n}_b(t)},$$

where $\hat{n}_a(t) = \hat{a}^\dagger(t)\hat{a}(t)$ and $\hat{n}_b(t) = \hat{b}^\dagger(t)\hat{b}(t)$. If $\hat{\rho}$ is independent of t the quantity

$$qn_a(t) + pn_b(t)$$

is conserved during the engine operation which yields

$$\frac{n_b(t_c) - n_b(0)}{n_a(0) - n_a(t_c)} = \frac{q}{p}.$$

Plug this in Eq. (66), and taking into account that $q/p = T_c\omega_a/T_h\omega_b$, gives that the maximum engine efficiency is given by the Carnot formula. The present analysis provides an alternative derivation of the Carnot limit on QHE efficiency [66, 67].

VIII. SUMMARY

In this paper, we introduce a technique for calculation the density operator time evolution along the lines of Heisenberg representation of quantum mechanics. The technique is applicable when initially the system is prepared in a mixed state but subsequent evolution is unitary, that is during the evolution the system is isolated from the environment. Under these conditions, the initial density operator

$$\hat{\rho}_0 = \hat{\rho}_0(\hat{a}, \hat{b}, \dots), \quad (67)$$

where \hat{a} , \hat{b} , ... are operators describing the system, evolves as

$$\hat{\rho}(t) = \hat{\rho}_0(\hat{A}(t), \hat{B}(t), \dots), \quad (68)$$

where operators $\hat{A}(t)$, $\hat{B}(t)$, ... obey the same equation of motion as the density operator, namely

$$i\hbar \frac{\partial \hat{A}(t)}{\partial t} = [\hat{H}, \hat{A}(t)], \quad \dots \quad (69)$$

and subject to the initial conditions $\hat{A}(0) = \hat{a}$, $\hat{B}(0) = \hat{b}$, etc.

Using this formalism, we find an exact solution for the evolution of two and three coupled harmonic oscillators initially prepared in thermal states at different temperatures. We show that such systems exhibit interesting quantum dynamics in which oscillators swap their thermal states (temperatures) due to entanglement induced in the process of energy exchange and yield noise induced coherence. Presence of coherence in the energy source allows us to extract work from a single heat reservoir.

In addition, we investigate QHEs that use hot and cold reservoirs in thermal equilibrium as the energy source and the entropy sink respectively. We model a working substance as coupled harmonic oscillators (photonic QHE) or coupled two-level systems (atomic QHE) whose transition frequencies depend on time. We show that the efficiency of such engines depends only on the initial frequencies and is independent of how oscillator frequencies vary during the engine operation. While the work done by the engine per cycle is maximum if at the end of the cycle the oscillators swap numbers of excitations which can be achieved when the engine operates under the condition of parametric resonance. We also find that working substance composed of oscillators coupled only by counter-rotating terms (BEC-like) is unable to produce positive work in any closed cycle.

Finally, we show that Carnot formula yields the limiting efficiency for QHEs under general assumptions which provides an alternative way to derive the Carnot limit on QHE efficiency [66, 67]. The present technique could be useful for study other problems involving quantum evolution of mixed states, e.g., an atom uniformly accelerated through Minkowski vacuum. In terms of Rindler photons Minkowski vacuum is in a thermal state [72, 73]. That is

to say that we have an isolated system which is initially in a mixed state.

Our findings deepen understanding of quantum evolution of mixed states which could be useful to design quantum machines with a better performance.

ACKNOWLEDGMENTS

This work was supported by U.S. Department of Energy (DE-SC-0023103, FWP-ERW7011, DE-SC0024882); Welch Foundation (A-1261); National Science Foundation (PHY-2013771); Air Force Office of Scientific Research (FA9550-20-1-0366). W.Z. is supported by the Herman F. Heep and Minnie Belle Heep Texas A&M University Endowed Fund held and administered by the Texas A&M Foundation.

Appendix A: Derivation of Eq. (57)

Taking the time derivative of Eqs. (53) and (54), using the evolution equation for the density operator

$$i\hbar \frac{\partial \hat{\rho}}{\partial t} = [\hat{V}, \hat{\rho}] \quad (A1)$$

and the invariance of trace under cyclic permutations, we have

$$\begin{aligned} i\hbar \frac{\partial n_a}{\partial t} &= \frac{1}{2} \text{Tr} \left([\hat{\sigma}_z, \hat{V}] \hat{\rho}(t) \right) \\ &= \hbar g \text{Tr} \left(\left(e^{i\varphi(t)} \hat{\sigma}^\dagger \hat{\pi} - e^{-i\varphi(t)} \hat{\sigma} \hat{\pi}^\dagger \right) \hat{\rho}(t) \right), \end{aligned}$$

$$\begin{aligned} i\hbar \frac{\partial n_b}{\partial t} &= \frac{1}{2} \text{Tr} \left([\hat{\pi}_z, \hat{V}] \hat{\rho}(t) \right) \\ &= -\hbar g \text{Tr} \left(\left(e^{i\varphi(t)} \hat{\sigma}^\dagger \hat{\pi} - e^{-i\varphi(t)} \hat{\sigma} \hat{\pi}^\dagger \right) \hat{\rho}(t) \right), \end{aligned}$$

or

$$-\hbar \frac{\partial}{\partial t} (n_a - n_b) = 2i\hbar g \text{Tr} \left(\left(e^{i\varphi(t)} \hat{\sigma}^\dagger \hat{\pi} - e^{-i\varphi(t)} \hat{\sigma} \hat{\pi}^\dagger \right) \hat{\rho}(t) \right).$$

Taking the time derivative again, we find

$$\begin{aligned} &-\hbar \frac{\partial^2}{\partial t^2} (n_a - n_b) = \\ &-2\hbar g \dot{\varphi} \text{Tr} \left(\left(e^{i\varphi(t)} \hat{\sigma}^\dagger \hat{\pi} + e^{-i\varphi(t)} \hat{\sigma} \hat{\pi}^\dagger \right) \hat{\rho}(t) \right) \\ &+ 2g \text{Tr} \left(\left[e^{i\varphi(t)} \hat{\sigma}^\dagger \hat{\pi} - e^{-i\varphi(t)} \hat{\sigma} \hat{\pi}^\dagger, \hat{V} \right] \hat{\rho} \right) = \\ &-2\hbar g \dot{\varphi} \text{Tr} \left(\left(e^{i\varphi(t)} \hat{\sigma}^\dagger \hat{\pi} + e^{-i\varphi(t)} \hat{\sigma} \hat{\pi}^\dagger \right) \hat{\rho}(t) \right) \end{aligned}$$

$$+2\hbar g^2 \text{Tr} \left(([\hat{\sigma}^\dagger \hat{\pi}, \hat{\sigma} \hat{\pi}^\dagger] - [\hat{\sigma} \hat{\pi}^\dagger, \hat{\sigma}^\dagger \hat{\pi}]) \hat{\rho} \right) =$$

$$-2\hbar g \dot{\varphi} \text{Tr} \left(\left(e^{i\varphi(t)} \hat{\sigma}^\dagger \hat{\pi} + e^{-i\varphi(t)} \hat{\sigma} \hat{\pi}^\dagger \right) \hat{\rho}(t) \right)$$

$$+2\hbar g^2 \text{Tr} \left((\hat{\sigma}_z - \hat{\pi}_z) \hat{\rho} \right) = -2\dot{\varphi} V(t) + 4\hbar g^2 (n_a - n_b),$$

where

$$V(t) = \hbar g \text{Tr} \left(\left(e^{i\varphi(t)} \hat{\sigma}^\dagger \hat{\pi} + e^{-i\varphi(t)} \hat{\sigma} \hat{\pi}^\dagger \right) \hat{\rho}(t) \right).$$

Thus, we obtain a differential equation

$$\frac{\partial^2}{\partial t^2} (n_a - n_b) - \frac{2\dot{\varphi}}{\hbar} V(t) + 4g^2 (n_a - n_b) = 0. \quad (\text{A2})$$

Taking the time derivative of $V(t)$, we have

$$-\frac{2}{\hbar} \frac{\partial V(t)}{\partial t} = \dot{\varphi} \frac{\partial}{\partial t} (n_a - n_b),$$

or

$$-\frac{2}{\hbar} V(t) = \int_0^t dt \dot{\varphi} \frac{\partial}{\partial t} (n_a - n_b).$$

Therefore, Eq. (A2) reduces to

$$\frac{\partial^2}{\partial t^2} (n_a - n_b) + \dot{\varphi} \int_0^t dt \dot{\varphi} \frac{\partial}{\partial t} (n_a - n_b) + 4g^2 (n_a - n_b) = 0.$$

Multiplying this equation by $\frac{\partial}{\partial t} (n_a - n_b)$ and integrating over time, we find

$$\left[\frac{\partial}{\partial t} (n_a - n_b) \right]^2 + \left[\int_0^t dt \dot{\varphi} \frac{\partial}{\partial t} (n_a - n_b) \right]^2$$

$$+ 4g^2 (n_a - n_b)^2 = \text{const}. \quad (\text{A3})$$

Taking into account Eq. (52), one can write Eq. (A3) as

$$\left(\frac{\partial n_a}{\partial t} \right)^2 + \left(\int_0^t dt \dot{\varphi} \frac{\partial n_a}{\partial t} \right)^2 = 4g^2 (n_a(0) - n_a) (n_a - n_b(0)).$$

Appendix B: Derivation of Eq. (62)

Taking the time derivative of Eq. (34), using the evolution equation for the density operator (A1) and the invariance of the trace under cyclic permutations, we have

$$i\hbar \frac{\partial n_a}{\partial t} = \text{Tr} \left([\hat{a}^\dagger \hat{a}, \hat{V}] \hat{\rho}(t) \right)$$

$$= \hbar g \text{Tr} \left(\left(e^{i\varphi(t)} \hat{a}^\dagger \hat{b}^\dagger - e^{-i\varphi(t)} \hat{a} \hat{b} \right) \hat{\rho}(t) \right),$$

$$i\hbar \frac{\partial n_b}{\partial t} = \text{Tr} \left([\hat{b}^\dagger \hat{b}, \hat{V}] \hat{\rho}(t) \right)$$

$$= \hbar g \text{Tr} \left(\left(e^{i\varphi(t)} \hat{a}^\dagger \hat{b}^\dagger - e^{-i\varphi(t)} \hat{a} \hat{b} \right) \hat{\rho}(t) \right),$$

or

$$-\hbar \frac{\partial}{\partial t} (n_a + n_b) = 2i\hbar g \text{Tr} \left(\left(e^{i\varphi(t)} \hat{a}^\dagger \hat{b}^\dagger - e^{-i\varphi(t)} \hat{a} \hat{b} \right) \hat{\rho}(t) \right).$$

Taking the time derivative again, we find

$$-\hbar \frac{\partial^2}{\partial t^2} (n_a + n_b) =$$

$$-2\hbar g \dot{\varphi} \text{Tr} \left(\left(e^{i\varphi(t)} \hat{a}^\dagger \hat{b}^\dagger + e^{-i\varphi(t)} \hat{a} \hat{b} \right) \hat{\rho}(t) \right)$$

$$+ 2g \text{Tr} \left(\left[e^{i\varphi(t)} \hat{a}^\dagger \hat{b}^\dagger - e^{-i\varphi(t)} \hat{a} \hat{b}, \hat{V} \right] \hat{\rho} \right) =$$

$$-2\hbar g \dot{\varphi} \text{Tr} \left(\left(e^{i\varphi(t)} \hat{a}^\dagger \hat{b}^\dagger + e^{-i\varphi(t)} \hat{a} \hat{b} \right) \hat{\rho}(t) \right)$$

$$+ 2\hbar g^2 \text{Tr} \left(\left([\hat{a}^\dagger \hat{b}^\dagger, \hat{a} \hat{b}] - [\hat{a} \hat{b}, \hat{a}^\dagger \hat{b}^\dagger] \right) \hat{\rho} \right)$$

$$= -2\hbar g \dot{\varphi} \text{Tr} \left(\left(e^{i\varphi(t)} \hat{a}^\dagger \hat{b}^\dagger + e^{-i\varphi(t)} \hat{a} \hat{b} \right) \hat{\rho}(t) \right)$$

$$- 4\hbar g^2 \text{Tr} \left(\left(1 + \hat{a}^\dagger \hat{a} + \hat{b}^\dagger \hat{b} \right) \hat{\rho} \right)$$

$$= -2\dot{\varphi} V(t) - 4\hbar g^2 (1 + n_a + n_b),$$

where

$$V(t) = \hbar g \text{Tr} \left(\left(e^{i\varphi(t)} \hat{a}^\dagger \hat{b}^\dagger + e^{-i\varphi(t)} \hat{a} \hat{b} \right) \hat{\rho}(t) \right).$$

Thus, we obtain differential equation for $n_a + n_b$

$$\frac{\partial^2}{\partial t^2} (n_a + n_b) - \frac{2\dot{\varphi}}{\hbar} V(t) - 4g^2 (1 + n_a + n_b) = 0.$$

Taking the time derivative of $V(t)$, we have

$$\frac{2}{\hbar} \frac{\partial V(t)}{\partial t} = -\dot{\varphi} \frac{\partial}{\partial t} (n_a + n_b),$$

or

$$\frac{2}{\hbar} V(t) = - \int_0^t dt \dot{\varphi} \frac{\partial}{\partial t} (n_a + n_b).$$

Therefore,

$$\frac{\partial^2 (n_a + n_b)}{\partial t^2} + \dot{\varphi} \int_0^t dt \dot{\varphi} \frac{\partial (n_a + n_b)}{\partial t} - 4g^2 (1 + n_a + n_b) = 0.$$

Multiplying this equation by $\frac{\partial}{\partial t} (n_a + n_b)$ and integrating over time, we obtain

$$\left[\frac{\partial}{\partial t} (n_a + n_b) \right]^2 + \left[\int_0^t dt \dot{\varphi} \frac{\partial}{\partial t} (n_a + n_b) \right]^2$$

$$- 4g^2 (n_a + n_b)^2 - 8g^2 (n_a + n_b) = \text{const},$$

or

$$\left[\frac{\partial}{\partial t} (n_a + n_b) \right]^2 + \left[\int_0^t dt \dot{\varphi} \frac{\partial}{\partial t} (n_a + n_b) \right]^2$$

$$= 4g^2 \left([n_a + n_b + 1]^2 - [n_a(0) + n_b(0) + 1]^2 \right).$$

-
- [1] A.A. Svidzinsky, *Possible cooling effect in high-temperature superconductors*, Phys. Rev. B **65**, 144504 (2002).
- [2] L. Jaeger, *The Second Quantum Revolution: From Entanglement to Quantum Computing and Other Super-Technologies*, Springer: Berlin/Heidelberg, Germany (2018).
- [3] S. Carnot, *Réflexions sur la puissance motrice du feu et sur les machines propres à développer cette puissance*, Paris: Bachelier, (1824).
- [4] J. Millen, A. Xuereb, *Perspective on quantum thermodynamics*, New J. Phys. **18**, 011002 (2016).
- [5] F. Binder, L.A. Correa, C. Gogolin, J. Anders, and G. Adesso, *Thermodynamics in the Quantum Regime*, Springer: Berlin/Heidelberg, Germany, V. 195 (2018).
- [6] R. Kosloff and Y. Rezek, *The Quantum Harmonic Otto Cycle*, Entropy **19**, 136 (2017).
- [7] V. Mukherjee and U. Divakaran, *Many-body quantum thermal machines*, J. Phys.: Condens. Matter **33**, 454001 (2021).
- [8] S. Bhattacharjee, and A. Dutta, *Quantum thermal machines and batteries*, Eur. Phys. J. B **94**, 239 (2021).
- [9] N.M. Myers, O. Abah, and S. Deffner, *Quantum thermodynamic devices: From theoretical proposals to experimental reality*, AVS Quantum Sci. **4**, 027101 (2022).
- [10] M.O. Scully, *Extracting work from a single thermal bath via quantum negentropy*, Phys. Rev. Lett. **87** 220601 (2001).
- [11] M.O. Scully, M. Suhail Zubairy, G.S. Agarwal, and H. Walther, *Extracting work from a single heat bath via vanishing quantum coherence*, Science **299**, 862 (2003).
- [12] R. Dillenschneider, and E. Lutz, *Energetics of quantum correlations*, Europhys. Lett. **88**, 50003 (2009).
- [13] M.O. Scully, *Quantum Photocell: Using Quantum Coherence to Reduce Radiative Recombination and Increase Efficiency*, Phys. Rev. Lett. **104**, 207701 (2010).
- [14] X.L. Huang, T. Wang, and X. Yi, *Effects of reservoir squeezing on quantum systems and work extraction*, Phys. Rev. E **86**, 051105 (2012).
- [15] S. Rahav, U. Harbola, and S. Mukamel, *Heat fluctuations and coherences in a quantum heat engine*, Phys. Rev. A **86**, 043843 (2012).
- [16] O. Abah, and E. Lutz, *Efficiency of heat engines coupled to nonequilibrium reservoirs*, Europhys. Lett. **106**, 20001 (2014).
- [17] A.U.C. Hardal, and Ö.E. Müstecaplıođlu, *Superradiant quantum heat engine*, Sci. Rep. **5**, 12953 (2015).
- [18] W. Niedenzu, D. Gelbwaser-Klimovsky, A.G. Kofman, and G. Kurizki, *On the operation of machines powered by quantum non-thermal baths*, New J. Phys. **18**, 083012 (2016).
- [19] G. Manzano, F. Galve, R. Zambrini, and J.M.R. Parrondo, *Entropy production and thermodynamic power of the squeezed thermal reservoir*, Phys. Rev. E **93**, 052120 (2016).
- [20] B.K. Agarwalla, J.-H. Jiang, and D. Segal, *Quantum efficiency bound for continuous heat engines coupled to non-canonical reservoirs*, Phys. Rev. B **96**, 104304 (2017).
- [21] J. Klaers, S. Faelt, A. Imamoglu, and E. Togan, *Squeezed thermal reservoirs as a resource for a nanomechanical engine beyond the Carnot limit*, Phys. Rev. X **7**, 031044 (2017).
- [22] J. Rosznagel, O. Abah, F. Schmidt-Kaler, K. Singer, and E. Lutz, *Nanoscale heat engine beyond the Carnot limit*, Phys. Rev. Lett. **112** 030602 (2014).
- [23] B. Gardas and S. Deffner, *Thermodynamic universality of quantum Carnot engines*, Phys. Rev. E **92**, 042126 (2015).
- [24] A.A. Svidzinsky, K.E. Dorfman, and M.O. Scully, *Enhancing photovoltaic power by Fano induced coherence*, Phys. Rev. A **84**, 053818 (2011).
- [25] M.O. Scully, K.R. Chapin, K.E. Dorfman, M. Kim, and A.A. Svidzinsky, *Quantum heat engine power can be increased by noise-induced coherence*, Proc. Natl. Acad. Sci. **108**, 15097 (2011).
- [26] A.A. Svidzinsky, K.E. Dorfman, and M.O. Scully, *Enhancing photocell power by noise-induced coherence*, Coherent Optical Phenomena **1**, 7 (2012).
- [27] K.E. Dorfman, D.V. Voronine, S. Mukamel, and M.O. Scully, *Photosynthetic reaction center as a quantum heat engine*, Proc. Natl. Acad. Sci. **110**, 2746 (2013).
- [28] T. Feldmann and R. Kosloff, *Performance of discrete heat engines and heat pumps in finite time*, Phys. Rev. E **61**, 4774 (2000).
- [29] E. Geva and R. Kosloff, *A quantum-mechanical heat engine operating in finite time. A model consisting of spin-1/2 systems as the working fluid*, J. Chem. Phys. **96**, 3054 (1992).
- [30] M.J. Henrich, F. Rempp, and G. Mahler, *Quantum thermodynamic Otto machines: A spin-system approach*, Eur. Phys. J. Spec. Top. **151**, 157 (2007).
- [31] X.L. Huang, H. Xu, X.Y. Niu, and Y.D. Fu, *A special entangled quantum heat engine based on the two-qubit Heisenberg XX model*, Phys. Scr. **88**, 065008 (2013).
- [32] X.L. Huang, Y. Liu, Z. Wang, and X.Y. Niu, *Special coupled quantum Otto cycles*, Euro. Phys. J. Plus **129**, 4 (2014).
- [33] T. Feldmann and R. Kosloff, *Characteristics of the limit cycle of a reciprocating quantum heat engine*, Phys. Rev. E **70**, 046110 (2004).
- [34] O. Abah, J. Rosznagel, G. Jacob, S. Deffner, F. Schmidt-Kaler, K. Singer, and E. Lutz, *Single-ion heat engine at maximum power*, Phys. Rev. Lett. **109**, 203006 (2012).
- [35] O. Abah and E. Lutz, *Optimal performance of a quantum Otto refrigerator*, Europhys. Lett. **113**, 60002 (2016).
- [36] N.M. Myers and S. Deffner, *Bosons outperform fermions: The thermodynamic advantage of symmetry*, Phys. Rev. E **101**, 012110 (2020).
- [37] N.M. Myers, O. Abah, and S. Deffner, *Quantum Otto engines at relativistic energies*, New J. Phys. **23**, 105001 (2021).
- [38] H. Wang, S. Liu, and J. He, *Performance analysis and parametric optimum criteria of an irreversible Bose-Otto engine*, J. Appl. Phys. **105**, 083534 (2009).
- [39] N.M. Myers, F.J. Pena, O. Negrete, P. Vargas, G.D. Chiara, and S. Deffner, *Boosting engine performance with Bose-Einstein condensation*, New J. Phys. **24**, 025001 (2022).
- [40] N.M. Myers and S. Deffner, *Thermodynamics of Statistical Anyons*, PRX Quantum **2**, 040312 (2021).
- [41] N.M. Myers, J. McCready, and S. Deffner, *Quantum Heat Engines with Singular Interactions*, Symmetry **13**, 978 (2021).

- (2021).
- [42] J. Wang, Z. Wu, and J. He, *Quantum Otto engine of a two-level atom with single-mode fields*, Phys. Rev. E **85**, 041148 (2012).
- [43] H.T. Quan, P. Zhang, and C.P. Sun, *Quantum heat engine with multilevel quantum systems*, Phys. Rev. E **72**, 056110 (2005).
- [44] J. Rossnagel, S.T. Dawkins, K.N. Tolazzi, O. Abah, E. Lutz, F. Schmidt-Kaler, and K. Singer, *A single-atom heat engine*, Science **352**, 325 (2016).
- [45] D. Gelbwaser-Klimovsky, A. Bylinskii, D. Gangloff, R. Islam, A. Aspuru-Guzik, and V. Vuletic, *Single-Atom Heat Machines Enabled by Energy Quantization*, Phys. Rev. Lett. **120**, 170601 (2018).
- [46] K. Zhang, F. Bariani, and P. Meystre, *Quantum optomechanical heat engine*, Phys. Rev. Lett. **112**, 150602 (2014).
- [47] K. Zhang, F. Bariani, and P. Meystre, *Theory of an optomechanical quantum heat engine*, Phys. Rev. A **90**, 023819 (2014).
- [48] K. Zhang and W. Zhang, *Quantum optomechanical straight-twin engine*, Phys. Rev. A **95**, 053870 (2017).
- [49] B. Sothmann, R. Sánchez and A.N. Jordan, *Quantum Nernst engines*, EPL **107**, 47003 (2014).
- [50] R. Sánchez, B. Sothmann, and A.N. Jordan, *Chiral Thermoelectrics with Quantum Hall Edge States*, Phys. Rev. Lett. **114**, 146801 (2015).
- [51] R. Sánchez, B. Sothmann, and A.N. Jordan, *Heat diode and engine based on quantum Hall edge states*, New J. Phys. **17**, 075006 (2015).
- [52] Y. Zou, Y. Jiang, Y. Mei, X. Guo, and S. Du, *Quantum heat engine using electromagnetically induced transparency*, Phys. Rev. Lett. **119**, 050602 (2017).
- [53] Q. Bouton, J. Nettersheim, S. Burgardt, D. Adam, E. Lutz, and A. Widera, *A quantum heat engine driven by atomic collisions*, Nat. Commun. **12**, 2063 (2021).
- [54] J. Klatzow, J.N. Becker, P.M. Ledingham, C. Weinzetl, K.T. Kaczmarek, D.J. Saunders, J. Nunn, I.A. Walmsley, R. Uzdin, and E. Poem, *Experimental demonstration of quantum effects in the operation of microscopic heat engines*, Phys. Rev. Lett. **122**, 110601 (2019).
- [55] J.P.S. Peterson, T.B. Batalhão, M. Herrera, A.M. Souza, R.S. Sarthour, I.S. Oliveira, and R.M. Serra, *Experimental Characterization of a Spin Quantum Heat Engine*, Phys. Rev. Lett. **123**, 240601 (2019).
- [56] J. Rossnagel, S.T. Dawkins, K.N. Tolazzi, O. Abah, E. Lutz, F. Schmidt-Kaler, and K. Singer, *A single-atom heat engine*, Science **352**, 325 (2016).
- [57] D. von Lindenfels, O. Gr̄ab, C. T. Schmiegelow, V. Kaushal, J. Schulz, Mark T. Mitchison, J. Goold, F. Schmidt-Kaler, and U. G. Poschinger, *Spin heat engine coupled to a harmonic-oscillator flywheel*, Phys. Rev. Lett. **123**, 080602, (2019).
- [58] N. Van Horne, D. Yum, T. Dutta, P. Hanggi, J. Gong, D. Poletti, and M. Mukherjee, *Single-atom energy-conversion device with a quantum load*, npj Quantum Information **6**, 37 (2020).
- [59] J. Kim, S. Oh, D. Yang, J. Kim, M. Lee, and K. An, *A photonic quantum engine driven by superradiance*, Nature Photonics **16**, 707 (2022).
- [60] L. Midolo, A. Schliesser, and A. Fiore, *Nano-opto-electromechanical systems*, Nature Nanotech **13**, 11 (2018).
- [61] M. Aspelmeyer, T.J. Kippenberg, F. Marquardt, *Cavity optomechanics*, Rev. Mod. Phys. **86**, 1391 (2014).
- [62] J.D. Teufel, T. Donner, Dale Li, J.W. Harlow, M.S. Allman, K. Cicak, A.J. Sirois, J.D. Whittaker, K.W. Lehnert, and R.W. Simmonds, *Sideband cooling of micromechanical motion to the quantum ground state*, Nature **475**, 359 (2011).
- [63] R. Peterson, T. Purdy, N. Kampel, *et al.*, *Laser cooling of a micromechanical membrane to the quantum backaction limit*, Phys. Rev. Lett. **116**, 063601 (2016).
- [64] S. Hong, R. Riedinger, I. Marinković, *et al.*, *Hanbury Brown and Twiss interferometry of single phonons from an optomechanical resonator*, Science **358**, 203 (2017).
- [65] S. Kotler, G.A. Peterson, E. Shojaei, *et al.*, *Direct observation of deterministic macroscopic entanglement*, Science **372**, 622 (2021).
- [66] W. Pusz, and S.L. Woronowicz, *Passive States and KMS States for General Quantum Systems*, Commun. Math. Phys. **58**, 273 (1978).
- [67] R. Alicki, *The quantum open system as a model of the heat engine*, J. of Physics A: Mathematical and General **12**, L103 (1979).
- [68] G.S. Engel, T.R. Calhoun, E.L. Read, T.-K. Ahn, T. Mančal, Y.-C. Cheng, R.E. Blankenship, and G.R. Fleming, *Evidence for wavelike energy transfer through quantum coherence in photosynthetic systems*, Nature **446**, 782 (2007).
- [69] H. Lee, Y.C. Cheng, and G.R. Fleming, *Coherence dynamics in photosynthesis: Proteinprotection of excitonic coherence*, Science **316**, 1462 (2007).
- [70] T.R. Calhoun, N.S. Ginsberg, G.S. Schlau-Cohen, Y.C. Cheng, M. Ballottari, R. Bassi, and G.R. Fleming, *Quantum coherence enabled determination of the energylandscape in light-harvesting complex II*. J. Phys. Chem. B **113**, 16291 (2009).
- [71] L. Pitaevskii and S. Stringari, *Bose-Einstein Condensation*, Clarendon Press, Oxford, (2003).
- [72] W.G. Unruh and R.M. Wald, *What happens when an accelerating observer detects a Rindler particle*, Phys. Rev. D **29**, 1047 (1984).
- [73] A.A. Svidzinsky, A. Azizi, J.S. Ben-Benjamin, M.O. Scully, and W. Unruh, *Unruh and Cherenkov Radiation from a Negative Frequency Perspective*, Phys. Rev. Lett. **126**, 063603 (2021).