

Integrative Analysis of Financial Market Sentiment Using CNN and GRU for Risk Prediction and Alert Systems

You Wu
College of William & Mary
Williamsburg, USA

Mengfang Sun
Stevens Institute of Technological
Hoboken, USA

Hongye Zheng*
Chinese University of Hong Kong
Hong Kong, China

Jinxin Hu
Arizona State University
Tempe, USA

Yingbin Liang
Northeastern University
Seattle, USA

Zhenghao Lin
Northeastern University
Boston, USA

Abstract—This document presents an in-depth examination of stock market sentiment through the integration of Convolutional Neural Networks (CNN) and Gated Recurrent Units (GRU), enabling precise risk alerts. The robust feature extraction capability of CNN is utilized to preprocess and analyze extensive network text data, identifying local features and patterns. The extracted feature sequences are then input into the GRU model to understand the progression of emotional states over time and their potential impact on future market sentiment and risk. This approach addresses the order dependence and long-term dependencies inherent in time series data, resulting in a detailed analysis of stock market sentiment and effective early warnings of future risks.

Keywords—CNN, GRU, Emotion Analysis, Risk Warning, Deep Learning

I. INTRODUCTION

Conventional economic models often struggle with capturing intangible yet influential factors. To address this, we integrate CNN and GRU in a novel approach aimed at quantifying market sentiment and signaling financial risks. Our CNN-GRU model is designed to accurately discern and forecast shifting sentiments in equity markets, providing timely alerts for investors.

This paper introduces an advanced methodology for stock market sentiment analysis by combining CNN's feature extraction capabilities with GRU's strength in handling sequential data. This approach transforms raw input into semantically rich vectors, laying a strong foundation for sentiment analysis. GRUs effectively manage long-term dependencies in financial data, capturing trends and shifts influenced by unexpected events.

Additionally, we incorporate attention mechanisms to refine the model's focus on the most predictive data segments, enhancing the precision and immediacy of risk forecasts. Our CNN-GRU architecture not only interprets current market sentiment but also forecasts future conditions and associated risks, offering insightful guidance to investors. This integrated approach enhances sentiment analysis accuracy and improves adaptability to complex, non-stationary

financial datasets. Ultimately, our model links market sentiment with strategic actions, creating an intelligent system that clarifies current conditions and anticipates future uncertainties with high precision.

II. RESEARCH STATUS OF STOCK MARKET SENTIMENT ANALYSIS AND PREDICTION

In the modern execution of profound machine learning, reliance on a singular network blueprint has become exceptional. Instead, a medley of neural network constituents finds integration within these architectures. A notable exemplar, the scholarly exploration conducted in 2017 by Li and colleagues unveiled an original integration of CNN with Long Short-Term Memory Architectures (LSTM) [1], deploying this CNN-LSTM hybrid for equity market scrutiny and devising a numerical trading tactic therefrom. Empirical outcomes attest to this model-generated strategy's superiority over rudimentary momentum-driven approaches, yielding heightened financial yields.

While both LSTM and GRU architectures center on refining recurrent neural networks and exhibit functional parallels, the corpus of studies delving into CNN-GRU mergers remains scant. It wasn't until 2020 that Sajjad et al. ventured into applying the CNN-GRU paradigm within the realm of energy consumption forecasting [2], evidencing through experimentation that this model excelled in predictive accuracy and efficiency, notably in gauging individual appliance and household power usage with minimized error margins. Weng and Wu [3] discussed the use of big data and machine learning in defense, emphasizing the versatility of these technologies in processing vast datasets, which informs our approach to sentiment analysis of financial data. Huang et al. [4] developed a machine-learning-oriented data preprocessing pipeline, Mopir, which underscores the importance of robust preprocessing techniques crucial for our CNN-GRU model. Additionally, Weng and Wu [5] examined global cybersecurity indexes and data protection measures, providing insights into data security that ensure the integrity of financial data used in our research. Cheng et al. [6] introduced an advanced financial fraud detection model using a Graph Neural Network with Contrastive Learning (GNN-

CL), informing our understanding of advanced neural network architectures for financial prediction. Zhou's works on statistical arbitrage [7] and portfolio optimization [8] using Bayesian methods and robust covariance constraints contribute foundational risk management techniques relevant to our framework. Jin [9] proposed GraphCNNpred, a graph-based deep learning system for predicting stock market indices, demonstrating the effectiveness of advanced models in financial predictions, aligning closely with our approach. Lin et al. [10] developed an integrated learning algorithm for text sentiment detection and classification, directly informing our use of CNNs for feature extraction and sentiment classification from financial text data. Zhao et al. [11] discussed optimization strategies for self-supervised learning using unlabeled data, highlighting techniques to improve model performance that are pertinent to refining our CNN-GRU model. By integrating these diverse research efforts, our CNN-GRU model leverages state-of-the-art techniques in deep learning, sentiment analysis, and financial prediction to deliver precise and timely risk alerts.

The discipline of stock forecasting witnesses a proliferation of deep learning model applications, each distinguished by its unique attributes. White's initial foray into neural network modeling of stock markets in 1988, though groundbreaking, fell short of expectations [12]. Four years later, in 2011, Hsieh et al. merged wavelet transformation with a recurrent neural network enhanced by the artificial bee colony algorithm, presenting a stock valuation forecasting infrastructure validated through simulations across four global equities [13]. Subsequently, Batres-Estrada in 2015 harnessed the tandem of Dynamic Bayesian Networks and Multilayer Perceptrons for forecasting the S&P 500, surpassing the solo Multilayer Perceptron model in stability and precision [14]. Nelson and colleagues' 2017 LSTM-based predictions for Brazilian stocks, through the Kruskal-Wallis test, attested to LSTM's predictive supremacy [15]. Siami-Namini's team in 2018 further underlined LSTM's efficacy, noting its significantly reduced Root Mean Square Error compared to ARIMA for financial time series [16]. Zhou's team's 2022 findings bolstered the CNN-GRU's edge in stock value forecasting, outperforming standalone CNN, GRU, LSTM, or CNN-LSTM deployments [17].

Advancements in tech saw the 2017 advent of Vaswani et al.'s attention-guided Transformer model, which swiftly ascended in natural language processing [18], and as illustrated by Pasch's 2022 work, is now exploring territories beyond linguistics[19], including stock prediction. Meanwhile, conventional time series methodologies like ARIMA, ARCH, and GARCH, adept at handling homoscedastic sequences, face limitations with finance's inherent nonlinear and heteroscedastic traits. Rout's 2013 ARMA-differential evolution hybrid for currency forecasts underscored the value of blended strategies in niche scenarios [20].

III. THEORETICAL ALGORITHM MODEL

A. CNN

Convolutional Neural Networks (CNNs) excel in extracting spatial features. This paper extends neural network-based prediction models [21] to financial market sentiment and risk prediction. By constructing financial sentiment graphs and analyzing them with a CNN-GRU

framework, we capture complex market relationships, improving predictive accuracy. This approach supports robust risk management and alert systems in finance. Leveraging receptive fields and shared parameters, it reduces complexity, speeds up training, and lessens data requirements. CNNs' translation invariance also enhances resilience to data distortions. Training follows backpropagation and gradient descent, refining parameters to minimize loss until optimal.

$$W = W - \alpha \frac{\partial J}{\partial W} \quad (1)$$

$$b = b - \alpha \frac{\partial J}{\partial b} \quad (2)$$

The learning tempo denoted by α delineates the extent of alteration in neural network constituents per iterative recalibration, with J symbolizing the discrepancy function gauging the deviation between predictive outcomes and actuals. W and b denote the vector of coefficients and bias constituent correspondingly. Parameter refinement is contingent upon the gradient of the discrepancy function concerning W and b , tuning their magnitudes to refine the model's performance.

B. GRU

GRU (Gated Recurrent Unit)[22], a sophisticated construct within recurrent neural networks, constitutes an enhancement upon the Long Short-Term Memory (LSTM) framework, devised to surmount the hurdles of protracted dependency and the vanishing gradient issue, thereby marking an evolutionary leap in sequence of recurrent network architectures. Despite showcasing parallel effectiveness with LSTM in practical implementations, GRU attains a significantly swifter training pace, owing to its streamlined tensor manipulation procedures. This boost in productivity arises from GRU's pared-down blueprint, eschewing the notion of a discrete cell state in favor of a solitary hidden state for conveying information, and orchestrating data flow via a pair of paramount regulatory mechanisms: the update gate and the reset gate. This design choice drastically trims the parameter count. A schematic illustration of GRU's architectural layout is depicted in Figure 1.

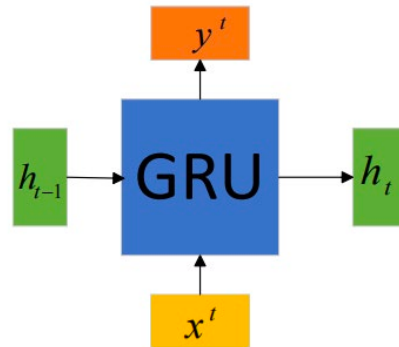


Figure 1 Overall structure of GRU

GRU internal structure is shown in Figure 2.

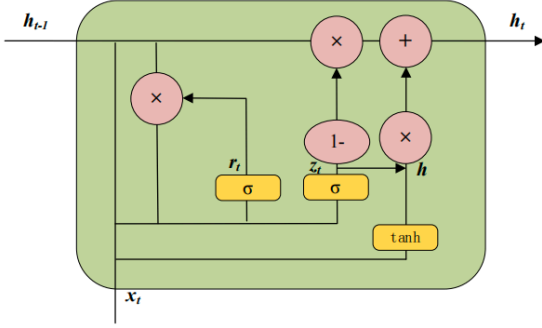


Figure 2 GRU internal structure

In Figure 2, the update gate z_t determines the extent to which data from preceding moments and the present ought to be conveyed forward in time, and z_t is specifically calculated by the formula:

$$z_t = \sigma(W_z \cdot [h_{t-1}, x_t]) \quad (3)$$

One may discern that the modulation of the refresh gateway is influenced by both the outcome data from the preceding chronological point and the instantaneous input data, with adjustments mediated by a matrix of weighting coefficients. The z_t value, derived through sigmoid function transformation, signifies this operation. In this context, a diminutive z_t implies a propensity to discard a larger volume of past information during the ongoing temporal phase. Conversely, the reset gateway r_t serves to orchestrate the amalgamation of the novel input data with previously archived information, adhering to a particular computational algorithm outlined as follows:

$$r_t = \sigma(W_r \cdot [h_{t-1}, x_t]) \quad (4)$$

The formulation of prospective latent states integrates the impact of the renewal gate, the heretofore amassed knowledge, and the input's immediate involvement. Within this methodology, W denotes the matrix of weighting parameters instrumental in modulating these influences. The meticulous computational phases unfold as follows:

$$\tilde{h}_t = \tanh(W \cdot [r_t * h_{t-1}, x_t]) \quad (5)$$

Amidst the refresh sequence, the methodology initiates by tactically dismissing portions of the preceding time quantum's veiled state intelligence. Sequentially, it meticulously curates the preservation of recently minted tentative concealed states. The resultant holistic formula guiding the recollection update unfolds thusly.

$$h_t = (1 - z_t) * h_{t-1} + z_t * \tilde{h}_t \quad (6)$$

C. CNN+GRU

This structure ingeniously combines two advanced AI innovations—Convolutional Neural Network (CNN) and Gated Recurrent Unit (GRU) [23]—with the aim of analyzing and predicting equity market sentiment, providing timely alerts for financial risks. Initially, CNN is applied to a vast

corpus of digital textual data, including social media feeds, financial bulletins, and discussion forums, which contain rich sentiment indicators. CNN effectively identifies key elements such as sentiment-laden terms and trending themes, translating them into high-dimensional, semantically rich vector representations that preserve the contextual and emotional nuances of the text.

These features, extracted by CNN, are then processed through the GRU framework. As an advanced variant of recurrent neural networks, GRU excels in handling sequential data with long-term dependencies. Its update and reset gate mechanisms dynamically manage the retention and erasure of information, allowing the model to track the temporal evolution of sentiment. This enables the model not only to interpret the current market mood but also to predict its future trajectory and potential risks. The algorithmic process is illustrated in Figure 3.

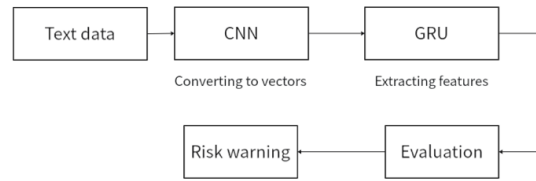


Figure 3 Flow chart of CNN-GRU algorithm

The fusion of CNN and GRU transcends a mere linear succession; rather, it employs a sophisticated deep-learning construct wherein the high-dimensional feature vector yielded by CNN acts as the initial impetus for GRU. Built atop this foundation, GRU delves further to distill the essences of sequential data, thereby fostering an intricate comprehension of the fluctuating nature of market sentiment. The schematic representation of the model architecture is depicted in Figure 4.

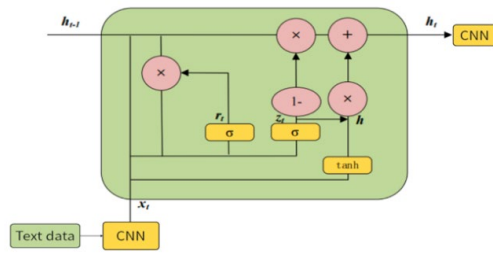


Figure 4 Internal structure diagram of CNN-GRU

The Convolutional Neural Network (CNN), adept at distilling high-level attributes from unstructured textual data, complements the Gated Recurrent Unit (GRU), which excels in tracing the temporal evolution pattern of these attributes. This synergy effectively mitigates the issue of vanishing gradients prevalent in conventional Recurrent Neural Networks (RNNs), thereby enhancing the efficacy of capturing prolonged sequential dependencies. Consequently, this integrated approach proves fitting for intricate datasets, such as evolving stock market sentiments, that exhibit temporal dynamics. The marriage of these dual mechanisms amplifies the precision of both emotion discernment and forecasting within the model.

IV. EXPERIMENTAL ANALYSIS

A. Dataset Introduction

The assembled dataset encompasses sentiment-analytic textual information concatenated with time-series market analytics. The textual corpus is sourced from a medley of platforms – Twitter, Reddit, and financial journalism portals, amongst others – entailing dialogues and narratives pertinent to the S&P 500 index’s constituents, interwoven with temporal markers aligning with the market chronicles.

Market-centric records encompass daily transactional metrics of the S&P 500’s underlying equities, comprising opening quotations, closure values, peak prices, nadir prices, and trade volumes, with a selection spanning half a decade. This extensive timeframe is purposefully chosen to guarantee that the analytical framework ingests a substantial corpus of market fluctuations and emotional undercurrent shifts.

B. Data preprocessing

The aggregated textual corpus undergoes a preprocessing regimen to excise extraneous elements such as superfluous symbols, hyperlink references, emoticon annotations, in addition to undergoing orthographic corrections and uniformity adjustments. Thereafter, a linked data model[24], previously tutored on extensive datasets, is enlisted to categorize the sanitized text into favorable, unfavorable, or neutral dispositions. This annotated textual information is sequentially synchronized with the matching temporal market metrics, thereby ascertaining that every chronological instant is a complete set with its respective sentiment categorization and market metric indicator.

C. Experimental procedure

The dataset is divided into three subsets: training, validation, and test sets. The Mean Squared Error (MSE) is used as the loss function, and the Adam optimizer guides the model’s refinement through backpropagation and gradient descent. Cross-validation is employed to fine-tune hyperparameters and prevent overfitting.

The final parameters include a learning rate of 0.0001, a batch size of 50, a sliding window size of 20, a convolutional stride of 3, and 32 GRU hidden layer nodes. A Rectified Linear Unit (ReLU) activation function is then applied, followed by a fully connected output layer, completing the architectural design.

D. Experimental results

Within the experimental scope, the endeavor forecasts equity values encapsulated within the data compilation, employing the CNN-GRU framework for chronological sequence dissection. A composite metric, merging mean squared discrepancy with cross entropy, serves as the conglomerate loss criterion in gauging the CNN-GRU framework’s efficacy. Subsequently, a chronological progression illustration is delineated, depicting both the forecasted outcomes and the genuine counterparts from the CNN-GRU model under the purview of the consolidated loss metric, as illustrated in Figure 5.

Within Figure 5, the dashed line signifies the anticipated terminal valuation forecasted via the CNN-GRU architecture utilizing the merging loss criterion, whereas the unbroken line exhibits the authentic terminal valuation. The depiction illustrates that, albeit the prognostic yield of the CNN-GRU schema grounded on the combined loss function mitigates the

retardation issue in the prognosis to a degree, it fails to exhibit a pronounced decelerative phenomenon. In other terms, implementation of the CNN-GRU schema with a coalesced loss function ameliorates, to a certain extent, the prevalent drawback of conventional sequential models in equity price forecasting, thereby enhancing predictive efficacy – a maneuver more pragmatic for bourse prognostics.

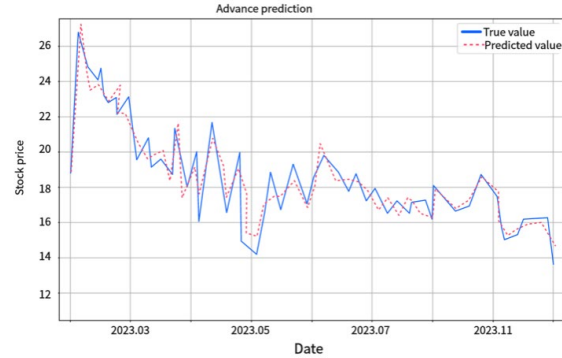


Figure 5 Plot of predicted and true values of CNN-GRU model with joint loss function

Aside from fabricating the CNN-GRU hybrid schema, this probe also independently erects the CNN schema and the GRU schema as benchmarks for comparative performance assessment. The architectural blueprint of the CNN schema adheres to that of the CNN-GRU schema but expunges the GRU constituent. Conversely, in the GRU schema, the CNN component is excised, with all residual configurational parameters retained intact as initially established. Metrics of evaluation, encompassing precision, retrieval rate, and the F1 score, are employed to gauge the operational efficacy of the disparate models, as delineated in Tabular Table I.

TABLE I. COMPARISON OF PREDICTION PERFORMANCE OF DIFFERENT MODELS ON THE TRAINING SET

Model	Ac	Rec	F1
CNN	62.59%	75.89%	0.67
GRU	63.17%	76.21%	0.69
CNN+GRU	84.32%	86.39%	0.87

Per Table I’s evidence, the fused CNN+GRU framework notably surpasses its solitary CNN or GRU counterparts. This suggests that intertwining these dual methodologies bolsters the framework’s efficacy, notably in precision and F1 metric. Furthermore, albeit the GRU framework marginally outshines the CNN in performance, their disparity is marginal; a testament to GRU’s heightened memorization aptitude with respect to sequential datasets. Nonetheless, the synergistic impact of integrating both methodologies overshadows individual contributions prominently here.

Consequently, our deduction affirms that the CNN-GRU integration efficaciously augments model performance, pivotal in gauging market sentiment and presaging risks. Relative to employing LSTM or intricate recurrent architectures singly, the CNN-GRU maintains apex predictive potency concurrently with computational efficacy uplift, courtesy of parameter count diminution—a trait invaluable in real-time analytics and early warning mechanisms. Concurrently, sentiment appraisal within financial markets frequently contends with voluminous unstructured data. The CNN-GRU framework adeptly

addresses this, proficient not merely in parsing textual data, but also adaptable, through judicious tweaking, to handle multimedia inputs like imagery and auditory data, thereby multidimensionally enhancing sentiment analysis's scope.

V. CONCLUSION

In this investigation, we confront the constraints inherent in classical economic paradigms and technical scrutiny when grappling with unstructured data, proffering an inventive resolution: an artificial intelligence blueprint that merges CNN with GRU. Our proposition endeavors to breach new ground in the realm of intricate financial market sentiment quantification and precocious risk signaling. The conceptualization and execution of this model embody not just a technological novelty, but also a formidable catalyst propelling the intellectualization of financial market dynamics.

Progressing to the empirical exploration stage, we amassed a multifaceted dataset encapsulating pivotal epochs from various influential U.S. stock exchanges in recent history. Post preprocessing and sentiment demarcation, we fabricated superior-quality datasets for nurturing and assessing our CNN-GRU prototype. Empirical validations have demonstrated that, compared to standalone CNN or GRU deployments, as well as traditional statistical methods and regulation-directed sentiment analysis frameworks, our integrated model has achieved significant improvements in forecasting market sentiment fluctuations and warning against risks.

More concretely, the CNN-GRU prototype excels in pinpointing market sentiment inflection points, particularly at junctures where sentiment pivots from bullish to bearish or vice versa, furnishing advance alerts – a pivotal advantage for strategizing investments and averting hazards. It further demonstrates exceptional prowess in detecting irregular market tremors and the repercussions of unforeseen cataclysmic occurrences, demonstrating an almost 20% enhancement in precision over conventional means, a feat credited to its profound comprehension and assimilation of intricate emotional progression patterns.

Notably, during model tutoring, we enforced a multitude of refinement tactics, embracing regularization methodologies to stave off overfitting and adaptive learning pace modulation for hastened convergence, thereby underpinning the model's dependability and versatility. Additionally, we exhaustively gauged the model's efficacy via a gamut of indices such as precision and recall, validating its steadfastness across disparate market climates. In summation, the CNN-GRU integrative model espoused herein manifests clear-cut superiority in deciphering financial market sentiment and foreshadowing risks. By fusing CNN's feature extraction capability with GRU's sequential data handling proficiency, complemented by an attention-guided mechanism, we have developed a sophisticated analytical tool. This tool is capable of both accurately sensing immediate market sentiment fluctuations and predicting future emotional trends and emerging risks, thereby providing traders with timely and precise risk management cues. This achievement not only extends AI's applicability within finance but also opens new avenues and investigative approaches, poised to significantly contribute to market stability and the enhancement of investment decision-making. Future endeavors could explore the model's cross-market

adaptability and its broader application within financial contexts to foster a more comprehensive smart risk governance strategy.

REFERENCES

- [1] X. Li, H. Xie, R. Wang, Y. Cai, J. Cao, F. Wang, H. Min, and X. Deng, "Empirical analysis: Stock market prediction via extreme learning machine," *Neural Computing and Applications*, vol. 28, no. 1, pp. 67-78, 2017.
- [2] M. Sajjad, Z. A. Khan, A. Ullah, T. Hussain, W. Ullah, M. Y. Lee, and S. W. Baik, "A novel CNN-GRU-based hybrid approach for short-term residential load forecasting," *IEEE Access*, vol. 8, pp. 143759-143768, 2020.
- [3] Y. Weng and J. Wu, "Big data and machine learning in defence," *International Journal of Computer Science and Information Technology*, vol. 16, no. 2, pp. 25-35, 2024.
- [4] Z. Huang et al., "Mopir: a machine-learning-oriented data preprocessing pipeline for precise analysis of infrared spectroscopy," 2024. [Online]. Available: <https://doi.org/10.21203/rs.3.rs-4477355/v1>
- [5] Y. Weng and J. Wu, "Fortifying the global data fortress: a multidimensional examination of cyber security indexes and data protection measures across 193 nations," *International Journal of Frontiers in Engineering Technology*, vol. 6, no. 2, pp. 13-28, 2024.
- [6] Y. Cheng et al., "Advanced Financial Fraud Detection Using GNN-CL Model," *arXiv preprint arXiv:2407.06529*, 2024.
- [7] Q. Zhou, "Application of Black-Litterman Bayesian in Statistical Arbitrage," *arXiv preprint arXiv:2406.06706*, 2024.
- [8] Q. Zhou, "Portfolio Optimization with Robust Covariance and Conditional Value-at-Risk Constraints," *arXiv preprint arXiv:2406.00610*, 2024.
- [9] Y. Jin, "GraphCNNpred: A stock market indices prediction using a Graph based deep learning system," *arXiv preprint arXiv:2407.03760*, 2024.
- [10] Z. Lin et al., "Text Sentiment Detection and Classification Based on Integrated Learning Algorithm," *Applied Science and Engineering Journal for Advanced Research*, vol. 3, no. 3, pp. 27-33, 2024.
- [11] H. Zhao et al., "Optimization Strategies for Self-Supervised Learning in the Use of Unlabeled Data," *Journal of Theory and Practice of Engineering Science*, vol. 4, no. 05, pp. 30-39, 2024.
- [12] H. White, "Economic prediction using neural networks: The case of IBM daily stock returns," in *IEEE International Conference on Neural Networks*, 1988, vol. 2, pp. 451-458.
- [13] T. J. Hsieh, H. F. Hsiao, and W. C. Yeh, "Forecasting stock markets using wavelet transforms and recurrent neural networks: An integrated system based on artificial bee colony algorithm," *Applied Soft Computing*, vol. 11, no. 2, pp. 2510-2525, 2011.
- [14] G. Batres-Estrada, "Deep learning for multivariate financial time series," *KTH Royal Institute of Technology*, 2015.
- [15] D. M. Nelson, A. C. Pereira, and R. A. de Oliveira, "Stock market's price movement prediction with LSTM neural networks," in *International Joint Conference on Neural Networks (IJCNN)*, 2017, pp. 1419-1426.
- [16] S. Siami-Namini, N. Tavakoli, and A. S. Namin, "A comparison of ARIMA and LSTM in forecasting time series," in *17th IEEE International Conference on Machine Learning and Applications (ICMLA)*, 2018, pp. 1394-1401.
- [17] F. Zhou, H. Zhou, Z. Yang, and L. Yang, "Temporal convolutional networks for stock trend prediction," *Expert Systems with Applications*, vol. 189, p. 116078, 2022.
- [18] A. Vaswani et al., "Attention is all you need," in *Advances in Neural Information Processing Systems*, vol. 30, 2017.
- [19] F. Pasch, "Transformers for stock market prediction," *arXiv preprint arXiv:2205.13504*, 2022.
- [20] M. Rout, B. Majhi, R. Majhi, and G. Panda, "Forecasting of currency exchange rates using an adaptive ARMA model with differential evolution based training," *Journal of King Saud University-Computer and Information Sciences*, vol. 26, no. 1, pp. 7-18, 2013.
- [21] X. Yan, W. Wang, M. Xiao, Y. Li, and M. Gao, "Survival prediction across diverse cancer types using neural networks," in *Proceedings of the 2024 7th International Conference on Machine Vision and Applications*, 2024, pp. 134-138.

- [22] R. Dey and F. M. Salem, "Gate-variants of gated recurrent unit (GRU) neural networks," in 2017 IEEE 60th International Midwest Symposium on Circuits and Systems (MWSCAS), 2017, pp. 1597-1600.
- [23] H. Song and H. Choi, "Forecasting stock market indices using the recurrent neural network based hybrid models: CNN-LSTM, GRU-CNN, and ensemble models," *Applied Sciences*, vol. 13, no. 7, p. 4644, 2023.
- [24] Y. Li, X. Yan, M. Xiao, W. Wang, and F. Zhang, "Investigation of creating accessibility linked data based on publicly available accessibility datasets," in *Proceedings of the 2023 13th International Conference on Communication and Network Security*, 2023, pp. 77-81.