

SPRec: Leveraging Self-Play to Debias Preference Alignment for Large Language Model-based Recommendations

Chongming Gao*
chongminggao@ustc.edu.cn
University of Science and Technology
of China

Ruijun Chen*
rjchen20@mail.ustc.edu.cn
University of Science and Technology
of China

Shuai Yuan
syuanaf@connect.ust.hk
Hong Kong University of Science and
Technology, China

Kexin Huang
huangkx@mail.ustc.edu.cn
University of Science and Technology
of China

Yuanqing Yu
yyq23@mails.tsinghua.edu.cn
Tsinghua University
Beijing, China

Xiangnan He
xiangnanhe@gmail.com
University of Science and Technology
of China

Abstract

Large language models (LLMs) have attracted significant attention in recommendation systems. Current LLM-based recommender systems primarily rely on supervised fine-tuning (SFT) to train the model for recommendation tasks. However, relying solely on positive samples limits the model’s ability to align with user satisfaction and expectations. To address this, researchers have introduced Direct Preference Optimization (DPO), which explicitly aligns recommendations with user preferences using offline preference ranking data. Despite its advantages, our theoretical analysis reveals that DPO inherently biases the model towards a few items, exacerbating the filter bubble issue and ultimately degrading user experience. In this paper, we propose SPRec, a novel self-play recommendation framework designed to mitigate over-recommendation and improve fairness without requiring additional data or manual intervention. In each self-play iteration, the model undergoes an SFT step followed by a DPO step, treating offline interaction data as positive samples and the predicted outputs from the previous iteration as negative samples. This effectively re-weights the DPO loss function using the model’s logits, adaptively suppressing biased items. Extensive experiments on multiple real-world datasets demonstrate SPRec’s effectiveness in enhancing recommendation accuracy and addressing fairness concerns. The implementation is available via <https://github.com/RegionCh/SPRec>.

CCS Concepts

• **Information systems** → **Recommender systems**.

Keywords

Large Language Model-based Recommendation, Homogeneity Issue, Fairness, Self-play, Direct Preference Optimization

1 Introduction

Recently, large language models (LLMs) have demonstrated significant success across numerous domains, showcasing advanced capabilities in learning, reasoning, and generalizing to downstream tasks [16, 57, 73]. In the field of recommender systems, there has been growing interest in leveraging the potential of LLMs in novel ways [64]. One prominent approach involves positioning LLMs as the central recommendation backbone, utilizing users’ past interactions

*Both authors contributed equally to this research.

▪ Token-level biases in LLM-based recommendations



☹️ Favoring movies titles with frequent tokens, e.g., “the”.

▪ Item-level biases in fine-tuned LLMs



☹️ Focusing exclusively on the Batman film series.

Figure 1: Homogeneity issues in LLM-based recommendation results caused by token-level and item-level biases.

and current needs to generate personalized item recommendations [6, 63]. Compared to traditional methods, LLM-based recommendation systems (LRSs) offer distinct advantages, including a deeper contextual understanding and the flexibility to dynamically adapt to users’ evolving preferences.

To enable LLMs to learn collaborative filtering signals and effectively perform specific recommendation tasks, a prevalent strategy is to fine-tune pre-trained LLMs via Supervised Fine-Tuning (SFT) on offline recommendation datasets [6, 8, 35, 72]. This approach allows LLMs to efficiently internalize user preferences within the offline data by adjusting their parameters to align with the recommendation task. Building on the foundation of SFT, recent research has adopted Direct Preference Optimization (DPO) [43] to further refine user preferences [5, 14, 34]. While SFT relies solely on desirable answers, DPO incorporates both chosen and rejected response pairs, allowing the LLM to learn user ranking preferences and develop a more nuanced understanding of fine-grained, personalized information. This approach aligns with the common practice in recommendation models, which utilize both positive and negative samples to train the model effectively [11, 50].

Despite these advancements, we identify that employing DPO to align user preferences in recommender systems inherently introduces significant biases due to its underlying mechanisms. These biases can lead to serious homogeneity issues, where LLMs produce

items with similar names or content. Fig. 1 provides a simplified visualization of how token-level and item-level biases manifest in the Top- K movie recommendation results. Token-level biases occur due to the fact that LLMs generate item names in a tokenized fashion. Since LLMs are usually tuned to maximize the likelihood of target tokens, it can result in an overemphasis on items composed of more common tokens. For instance, movies with common words like “the” in their titles may be disproportionately recommended, regardless of their actual relevance to user preferences. At the item level, biases can emerge from multiple factors, particularly after fine-tuning, where LLMs may disproportionately recommend popular items, such as the Batman film series. This phenomenon can lead to the creation of filter bubbles [22, 59], where users are repeatedly exposed to a narrow range of highly popular content, ultimately detracting from the diversity of their recommendations and the overall user experience.

Some research has been conducted on bias and unfairness issues in LRSs [16, 21, 45, 62, 70]. Dai et al. [16] provided a comprehensive overview of the various types of biases that emerge across different stages of these models and outlined strategies to mitigate them. For example, Jiang et al. [31] proposed re-weighting the fine-tuning loss for each item and re-ranking the generated results to ensure equal treatment of genre groups. Similarly, Bao et al. [7] adjusted the LLM decoding process by removing the length normalization term and incorporating predictions from a text-free model, helping to reduce amplification bias and address homogeneity issues. However, these existing methods either require carefully crafted rules or rely heavily on external knowledge, limiting their applicability in general recommendation systems.

To this end, we propose a self-play recommendation tuning framework, SPRec, to adaptively suppress biases and improve fairness in LRSs without the need for additional information or expert knowledge. The core idea of SPRec is very straightforward: each tuning iteration begins with an SFT round using positive samples from offline data, followed by a DPO round still treating SFT data as positive samples and the predicted outputs from the previous iteration as negative samples. The philosophy is to let the model “play” with its own output by re-weighting the DPO loss function based on the predictions. Hence, the higher an item ranks in the model’s predictions, the more it is penalized. Meanwhile, the SFT process reinforces the ranking of positive items. Over time, this self-play learning process adaptively suppresses all undesirable items (biases) while maintaining alignment with positive samples. Extensive experiments on public datasets demonstrate that SPRec effectively enhances both accuracy and fairness metrics, showcasing its potential as a practical and efficient solution for LRSs.

The main contributions of this paper are as follows:

- We provide an analysis that shows current LRSs tuned through DPO inevitably exhibit biases due to their underlying learning mechanisms, leading to the homogeneity issue.
- We propose a self-play recommendation tuning framework, SPRec, which addresses these biases and improves fairness without the need for external knowledge.

- Experiments validate SPRec’s effectiveness in improving accuracy, diversity, and fairness, with ablation studies attributing the improvements to the self-play negative samples.

2 Related work

We provide a brief overview of LLM-based recommender systems and their associated bias issues, followed by an introduction to the self-play mechanism employed in our method.

2.1 LLMs for Recommendation

LLMs have demonstrated exceptional generative, generalization, and reasoning capabilities in natural language processing, prompting researchers in the recommendation system field to explore their application for personalized recommendations. There are several paradigms for leveraging LLMs in recommendation tasks: (1) using them directly as decision makers [7, 8], (2) assisting the recommendation process by providing additional information [27, 37, 49], and (3) acting as user simulators [9, 69, 71]. Early research focused on crafting prompts to stimulate the capabilities of LLMs to handle recommendation tasks [24, 25, 29, 60].

Subsequently, fine-tuning methods emerged, showing that adapting LLM parameters on recommendation data significantly improves their performance on these tasks. These approaches often rely on Supervised Fine-Tuning (SFT) [13, 36]. To further align LLMs with personalized human preferences, researchers adopted Direct Preference Optimization (DPO) for post-training [5, 14, 34]. However, no prior work has highlighted the inherent mechanisms of DPO that can introduce severe biases in recommender systems. These biases result in recommendations favoring only the exposed items, ultimately harming user experience. In this work, we are the first to identify this issue and propose a mitigation strategy.

2.2 Biases in Recommender Systems

Bias and unfairness issues are pervasive in recommender systems and have been extensively studied by researchers. Chen et al. [12] provide a comprehensive survey summarizing various types of biases, including popularity bias, selection bias, and position bias, among others. When practical recommender systems suffer from these biases, their output can significantly impact user satisfaction. For instance, they may promote content with clickbait titles [58] or confine users within filter bubbles, leading to boredom and reduced engagement [1, 2, 23]. Moreover, algorithmic decisions made by recommender platforms can be biased towards certain items, raising concerns about fairness [33, 61]. Such biases can disproportionately affect specific user groups or diminish creators’ motivation to produce content [30, 67].

These issues have persisted throughout the evolution of recommendation systems and continue to exist in the era of LLMs [55, 64, 66]. Many researchers have identified that LLMs can exhibit social biases, leading to unfair recommendations associated with sensitive attributes such as gender and race [17, 20, 46, 48, 70]. Dai et al. [16] provided a comprehensive review of bias and fairness issues in information retrieval, proposing a unified distribution mismatch perspective to address all forms of bias and unfairness. They also summarized efforts to mitigate bias in LRSs. However,

existing efforts either rely on a predefined target distribution or require additional information to guide the alignment direction for LLMs. In this work, we are the first to explore a self-play framework for mitigating bias in LRSs. Unlike previous methods, our approach requires neither prior knowledge nor additional models. By simply altering the tuning procedure, we effectively reduce the long-tail effect and enhance both diversity and fairness in LRSs.

2.3 Self-Play Mechanism

Machine learning models are often data-driven, relying heavily on the availability of offline data. However, offline data is inherently limited, raising an important question: can algorithms improve themselves iteratively without the need for additional data? This is precisely the challenge that the self-play mechanism aims to address. The concept of self-play originated from board games such as Go and chess [47, 54], exemplified by groundbreaking systems like AlphaGo Zero [52] and AlphaZero [51].

In the era of LLMs, early preference alignment algorithms like RLHF and DPO operate as single optimization procedures. Building on this, Chen et al. [15] proposed that LLMs can refine their capabilities through self-play by interacting with instances of themselves. More specifically, the LLM generates its own training data from prior iterations and subsequently learns a new policy that outperforms the old one [65]. This iterative fine-tuning framework has been shown to be equivalent to finding the Nash equilibrium of a two-player game [10, 38, 44], gaining significant recognition due to its solid theoretical foundation and simplicity [26, 68]. In recommender systems, we leverage the self-play mechanism to adaptively reduce biased items in a simple and effective manner.

3 Preliminary

In this section, we provide a brief overview of the technologies for aligning LLMs with the recommendation task. We then introduce the idea of evaluating the biases and unfairness in LRSs.

3.1 Supervised Fine-tuning (SFT)

To enable an open-sourced LLM to effectively learn recommendation tasks, one of the most practical approaches is fine-tuning all or a subset of its parameters using a set of demonstration data derived from offline recommendation logs. The fine-tuning process aligns the model’s behavior with the recommendation objective by optimizing its parameters on the given dataset. The objective function for this fine-tuning process is defined as maximizing the log-likelihood over the offline training dataset \mathcal{D} :

$$\pi_{SFT} = \arg \max_{\pi_{\theta}} \mathbb{E}_{(x_i, y_i) \sim \mathcal{D}} \log \pi_{\theta}(y_i | x_i), \quad (1)$$

where (x_i, y_i) denotes the input-output pairs sampled from the training dataset \mathcal{D} . Here, x_i represents the context of a recommendation, typically comprising user features and a sequence of historically interacted items, while y_i denotes the target item to be recommended. Let $p_{\mathcal{D}}(y|x)$ be the probability of y given x in the dataset \mathcal{D} , i.e., the popularity. SFT’s formulation is equal to learning to align the model’s predictions with it by minimizing the

forward KL-divergence $\mathbb{D}_{KL}(p_{\mathcal{D}}(y|x), \pi_{\theta}(y|x))$:

$$\begin{aligned} \pi_{SFT} &= \arg \min_{\pi_{\theta}} \mathbb{D}_{KL}(p_{\mathcal{D}}(y|x), \pi_{\theta}(y|x)) \\ &= \arg \min_{\pi_{\theta}} \mathbb{E}_{(x_i, y_i) \sim \mathcal{D}} -\log \pi_{\theta}(y_i | x_i) + H(p_{\mathcal{D}}), \end{aligned} \quad (2)$$

where $H(p_{\mathcal{D}})$ denotes the entropy of $p_{\mathcal{D}}$, which is constant with respect to the optimization of the LLM parameters θ .

However, relying exclusively on subsequent targets as positive samples may confuse the model about the true objectives. In recommendation tasks, negative samples play a critical role in highlighting undesirable outcomes [50]. Thus, it is natural to consider incorporating both positive and negative samples from the offline data to better align the model with user preferences.

3.2 RLHF and DPO

To ensure that outputs align with intricate user preferences (such as helpfulness and harmlessness [4]), researchers have introduced Reinforcement Learning with Human Feedback (RLHF) to train LLMs using reward signals [40]. Typically, the RLHF stage follows the SFT stage, further refining language models to better adhere to human instructions. RLHF involves learning a reward model $r_{\phi}(x, y)$, which captures human preferences. The optimization objective during this stage is defined as:

$$\max_{\pi_{\theta}} \mathbb{E}_{x \sim \mathcal{D}, y \sim \pi_{\theta}(y|x)} [r_{\phi}(x, y)] - \beta \mathbb{D}_{KL}[\pi_{\theta}(y|x), \pi_{ref}(y|x)], \quad (3)$$

where β is a regularization term that penalizes deviations of the learned model π_{θ} from the reference policy π_{ref} .

While RLHF has demonstrated remarkable success in aligning LLMs with human preferences, it is computationally intensive, complex, and heavily reliant on the reward model for effectiveness. To simplify reward modeling and mitigate the instability associated with RLHF training, researchers have proposed Direct Preference Optimization (DPO) [43], which utilizes a closed-form solution of RLHF’s optimal policy. The resulting objective function for DPO is:

$$\min_{\pi_{\theta}} -\mathbb{E}_{(x, y_w, y_l) \sim \mathcal{D}} \log \sigma \left[\beta \log \left(\frac{\pi_{\theta}(y_w|x)}{\pi_{ref}(y_w|x)} \right) - \beta \log \left(\frac{\pi_{\theta}(y_l|x)}{\pi_{ref}(y_l|x)} \right) \right], \quad (4)$$

where (x, y_w, y_l) represents a prompt x alongside a chosen (preferred) answer y_w and a rejected answer y_l . In the context of recommendation tasks, x corresponds to the recommendation context, as in the SFT stage, while y_w and y_l denote a positive and a negative sample, respectively.

DPO offers an efficient and stable alternative to RLHF, aligning models with user preferences while reducing reliance on complex reward modeling. Its ability to naturally leverage positive and negative samples makes it particularly well-suited for recommender systems [5, 14, 34].

3.3 Evaluating Biases and Unfairness through Distribution Alignment Perspective

When aligning user preferences, LLMs may inadvertently learn biased or unfair outcomes. To assess the bias and fairness issues in LRSs, a mainstream perspective is to formulate the problems as a mismatch distribution problem [16]. Specifically, let R denote the ground-truth user preference (e.g., an item list), following the

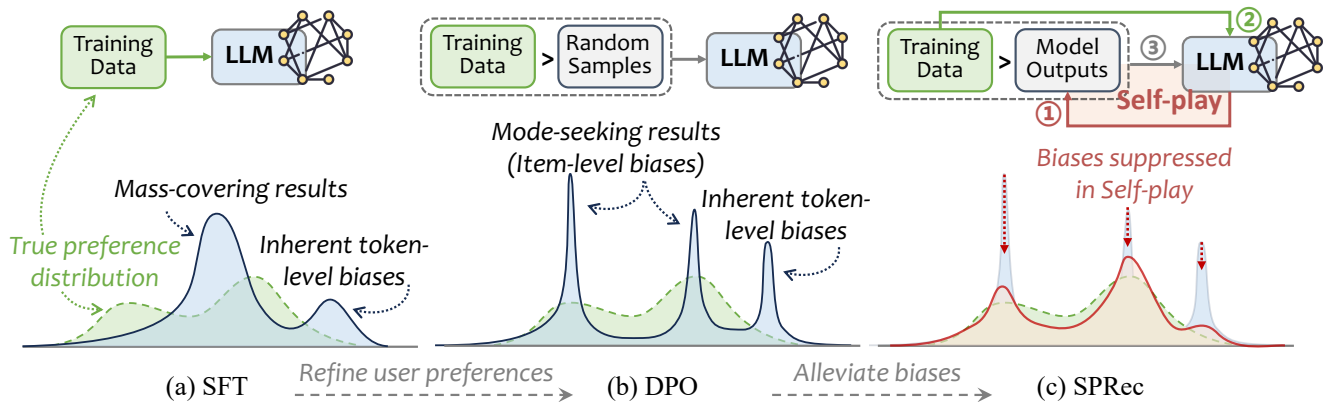


Figure 2: Illustration of the pipelines and principles of SFT, DPO, and our proposed SPRec in LLM-based recommendations.

distribution $P(R)$, and let \hat{R} represent the model-predicted preferences, drawn from $P(\hat{R})$. Bias or unfairness is then quantified by the mismatch between these two distributions:

$$P(R) \neq P(\hat{R}). \quad (5)$$

To operationalize this framework, we adopt the method outlined by Jiang et al. [31], where $P(R)$, the target user history preference distribution, is approximated using the category distribution derived from offline training data. Furthermore, we also employ their proposed metrics, MGU@K, to systematically measure the degree of mismatch in our experiments.

4 Method

In this section, we first point out the severe popularity bias due to the nature of DPO, then we analyze how we can address this by utilizing the self-play philosophy. Then we detail the proposed SPRec architecture.

4.1 Problem of DPO: Amplify Popular Bias

As we mentioned DPO is effective and efficient in aligning LLMs with the user preferences, it has a problem of suppressing the negative samples too much, which will result in severe popularity bias in the recommendation task. In recommendation tasks, the input and positive samples (x, y_w) are derived from logged interactions in offline data, while negative samples y_l are drawn from non-interacted items. Given an input x , the probability $p_{\mathcal{D}}(y|x)$ represents the conditional popularity of item y in the dataset, and $q_{\mathcal{D}}(y|x)$ denotes the probability of the same item y being selected as a negative sample. Using these definitions, the DPO loss in Eq. (4) can be rewritten as:

$$\begin{aligned} \mathcal{L}_{\text{DPO}}(\pi_{\theta}; \pi_{\text{ref}}) &= -\mathbb{E}_{(x, y_w) \sim \mathcal{D}, y_l \sim q_{\mathcal{D}}(\cdot|x)} \ell(\pi_{\theta}, \pi_{\text{ref}}, x, y_w, y_l), \\ \text{with } \ell(\cdot) &= \log \sigma[\beta \log(\frac{\pi_{\theta}(y_w|x)}{\pi_{\text{ref}}(y_w|x)}) - \beta \log(\frac{\pi_{\theta}(y_l|x)}{\pi_{\text{ref}}(y_l|x)})]. \end{aligned} \quad (6)$$

In this setting, the optimal policy has a closed-form solution, as stated in the following theorem:

THEOREM 1. *The optimal policy $\pi_{\theta}^*(\cdot|x)$ for the DPO loss defined in Eq. (6) is given by:*

$$\pi_{\theta}^*(y|x) \propto \pi_{\text{ref}}(y|x) \cdot \left(\frac{p_{\mathcal{D}}(y|x)}{q_{\mathcal{D}}(y|x)} \right)^{1/\beta}.$$

The proof is deferred to Appendix A. This result highlights that the optimal policy is proportional to the reference policy $\pi_{\text{ref}}(y|x)$, adjusted by the relative likelihood ratio $\left(\frac{p_{\mathcal{D}}(y|x)}{q_{\mathcal{D}}(y|x)} \right)^{1/\beta}$.

In most recommendation setting, the probability of an item y being a negative sample satisfies a uniform distribution [5, 14], i.e., $q_{\mathcal{D}}(y|x) = \mathcal{U} = \frac{1}{|\mathcal{I}|}$, where \mathcal{I} is the all item candidates. Furthermore, in most preference alignment scenarios using the DPO-based method, the parameter β is constrained to the range $0 < \beta < 1$. Under these conditions, *the DPO loss naturally encourages the policy to prioritize popular items with higher probabilities $p_{\mathcal{D}}(y|x)$, thereby introducing a notable popularity bias.*

In the extreme case where $\beta \rightarrow 0$, the optimal policy under the DPO loss degenerates to recommending only the most popular items with the highest probabilities $p_{\mathcal{D}}(y|x)$, effectively excluding less popular but potentially valuable items from consideration.

Remark: This result is a byproduct of DPO’s loss function. Unlike the forward KL-divergence $\mathbb{D}_{\text{KL}}(p_{\mathcal{D}}(y|x), \pi_{\theta}(y|x))$ used in the SFT loss in Eq. (2), DPO optimizes the reverse KL-divergence $\mathbb{D}_{\text{KL}}(\pi_{\theta}(y|x), \pi_{\text{ref}}(y|x))$. Forward KL-divergence is known for its mass-covering property, which encourages learning an average behavior and is less sensitive to subtle differences in the preference distribution (as illustrated in Fig. 2(a)) [53]. In contrast, the reverse KL-divergence used in DPO promotes mode-seeking behavior [39, 56], guiding the model to focus on the “peaks” of the distribution (Fig. 2(b)).

The issue of DPO has also been highlighted by other researchers [41]. Specifically, Feng et al. [19] derive that DPO suppresses negative samples more aggressively than it elevates positive samples during optimization. Moreover, Azar et al. [3] demonstrate that the empirical optimal policy often drives $\pi_{\theta}(y_l|x) \rightarrow 0$ for all β , stemming from an underfitting of the potential reward.

In the context of recommendation, this behavior can be detrimental, as it exacerbates the filter bubble issue and undermines user interests by limiting exposure to diverse items [22].

4.2 Solution: Suppress Biases through Self-Play

Since the DPO loss inherently causes the policy π_θ to learn sharp "peaks", leading to bias, an intuitive solution is to directly suppress these learned peaks. To address this, we utilize a self-play framework, dubbed SPDPO, which iteratively alternates between policy learning and bias suppression. Specifically, in the $(t+1)$ -th iteration, negative samples are drawn from the model's predictive distribution $\pi_{\theta_t}(\cdot|x)$ at iteration t , resulting in the following learning paradigm:

$$\pi_{\theta_{t+1}} \leftarrow \arg \max_{\pi_\theta} \mathbb{E}_{(x, y_w) \sim \mathcal{D}, y_l \sim \pi_{\theta_t}(\cdot|x)} l(\pi_\theta; \pi_{\theta_t}; x, y_w, y_l). \quad (7)$$

By comparing Eq. (7) with Eq. (6), we obtain that the objective function \mathcal{L}_{SPDPO} in the $(t+1)$ -th iteration can be viewed as \mathcal{L}_{DPO} weighted by $\frac{\pi_{\theta_t}(y_l|x)}{q_{\mathcal{D}}(y_l|x)}$, which can be expressed as follows:

$$\mathcal{L}_{SPDPO} = -\mathbb{E}_{(x, y_w) \sim \mathcal{D}, y_l \sim q_{\mathcal{D}}(\cdot|x)} \frac{\pi_{\theta_t}(y_l|x)}{q_{\mathcal{D}}(y_l|x)} l(\pi_\theta; \pi_{\theta_t}; x, y_w, y_l). \quad (8)$$

Again, if DPO uses negative samples from a discrete uniform distribution $q_{\mathcal{D}}(y|x) = \mathcal{U} = \frac{1}{|I|}$, then the objective function \mathcal{L}_{SPDPO} can be viewed as \mathcal{L}_{DPO} weighted by $\pi_{\theta_t}(y_l|x)$. This highlights that the objective adaptively pays more attention to biased items by increasing their learning rates if they have higher probabilities in the model's output distribution.

Remark: Unlike traditional recommendation methods that predefine negative samples or allocate weights in advance, our approach dynamically selects negative samples during the learning process. This provides a *significant advantage, enabling the model to adaptively adjust its learning paradigm for effective bias suppression*. As a result, this approach mitigates the filter bubble issue and enhances the diversity of recommendations.

4.3 Architecture of SPRec

Utilizing the loss function in Eq. (7), we propose a self-play recommendation tuning framework, SPRec, which generally includes multiple iterations of both an SFT step and a DPO step. The workflow is illustrated in Fig. 2(c), in which three key steps are conducted sequentially in each iteration:

- (1) **Dataset Construction:** For each positive sample $\{(x^i, y_w^i)\}$ in the offline dataset, sample a negative sample y_l^i by running the current model π_{θ_t} and using its predicted recommendation as y_l^i . Thus we obtain pairwise preference data for each sample as $\{(x^i, y_w^i, y_l^i)\}$.
- (2) **SFT Step:** Use only the positive sample $\{(x^i, y_w^i)\}$ to refine the model π_{θ_t} through SFT techniques such as instruction learning.
- (3) **DPO Step:** Align the model π_{θ_t} by perform DPO step using pairwise dataset $\{(x^i, y_w^i, y_l^i)\}$, and obtain $\pi_{\theta_{t+1}}$.

The iteration will repeat T times in an epoch. The self-play philosophy can be utilized in any LLM tuning-based LRSs. Next, we will explain the necessity of the SFT step, which is not considered in original self-play fine-tuning work [15].

Remark: Although the loss function in Eq. (7) is inherently capable of aligning the model with positive samples, our experiments reveal that incorporating an SFT step in each self-play iteration can further enhance performance.

In fact, combining SFT and DPO has been shown to be an effective practice in recent research and open-sourced LLM models. For example, each iteration of post-training for Llama 3 includes an SFT stage followed by a DPO stage [18]. Similarly, Pang et al. [42] demonstrate the effectiveness of an iterative preference optimization algorithm using a modified DPO loss with an additional negative log-likelihood (NLL) term, which mirrors the SFT loss defined in Eq. (1).

5 Experiments

In this section, we conduct experiments to address the following research questions:

- **RQ1:** How does the SPRec training framework compare to baseline methods in terms of accuracy, diversity, and fairness?
- **RQ2:** What are the contributions of different components within the SPRec framework?
- **RQ3:** How do the random sampling ratio and the number of negative samples impact the performance?

5.1 Experimental Setup

5.1.1 Datasets. We conducted extensive experiments on four real-world datasets: *MovieLens*¹ [28], *Steam*², *Goodreads*³, and the *CDs and Vinyl* category of the Amazon Review Dataset⁴. Additional details about the datasets are provided in the Appendix B. Following the data processing approach in [7, 14], interaction sequences with fewer than 10 entries were excluded. The datasets were then split chronologically into training, validation, and test sets in an 8:1:1 ratio, ensuring mutual exclusivity and preventing data leakage. To ensure comparability across different LLM-based methods, we further sampled 4,096 interactions from each dataset's training set as the training samples for all methods, 512 interactions from the validation set, and 1,000 interactions from the test set.

To process category information, we extracted category metadata from each dataset and identified the most 10 popular categories within the training sets. To ensure category independence, we removed categories with clear hierarchical relationships, such as "FPS" and "Shooting" in the Steam dataset, and "Rock" and "Classical Rock" in the CDs and Vinyl dataset.

5.1.2 Evaluation Setting. To leverage the strengths of LLMs in generative recommendation tasks, we prompt the LLM to generate a predicted item based on the input history sequence. Then, following the procedures in BIGRec [6], we calculate scores and rankings for the entire item space and ground our predicted item to an exact item in the dataset.

5.1.3 Metrics. We evaluate the model using four key metrics on a randomly sampled set of 1,000 test cases per iteration. **Accuracy** is measured using Normalized Discounted Cumulative Gain

¹<https://grouplens.org/datasets/movielens/>

²https://cseweb.ucsd.edu/~jmcauley/datasets.html#amazon_reviews

³<https://mengtingwan.github.io/data/goodreads>

⁴http://jmcauley.ucsd.edu/data/amazon/index_2014.html

Table 1: Overall performance comparison of SPRec (green) with SFT-based (brown) and DPO-based (blue) methods. Best results are in bold, sub-optimal results are underlined. Metrics with \uparrow indicate higher is better, while \downarrow indicates lower is better.

Dataset	Model	DivRatio@1 \uparrow	DivRatio@5 \uparrow	ORRatio@1 \downarrow	ORRatio@5 \downarrow	MGU@1 \downarrow	MGU@5 \downarrow	HR@5 \uparrow	NDCG@5 \uparrow	
MovieLens	SASRec	0.0031	0.0029	1.0000	0.5520	0.1209	0.0473	0.0225	0.0136	
	BIGRec	<u>0.1939</u>	<u>0.1604</u>	0.2561	0.1047	0.0620	0.0406	<u>0.0347</u>	<u>0.0281</u>	
	RW	0.1918	0.1541	0.2551	0.0990	0.0577	0.0405	0.0327	0.0276	
	D ³	0.1246	0.1000	0.3238	0.1440	0.0664	0.0502	0.0266	0.0197	
	DMPO	0.1827	0.1494	0.2561	<u>0.0827</u>	0.0529	<u>0.0317</u>	0.0310	0.0264	
	SDPO	0.1816	0.1533	0.2449	0.0747	0.0462	0.0232	0.0310	0.0258	
	RosePO	0.1857	0.1539	<u>0.2378</u>	0.0880	<u>0.0538</u>	0.0319	0.0290	0.0244	
	SPRec	0.2806	0.2257	0.1510	0.1033	0.0432	0.0346	0.0388	0.0319	
	Goodreads	SASRec	0.0030	0.0022	1.0000	0.5994	0.0458	0.0270	0.0202	0.0139
		BIGRec	0.1420	0.1002	0.3170	0.1174	0.0175	0.0164	0.0310	0.0236
RW		0.1050	0.0820	0.3730	0.1338	0.0238	0.0270	0.0380	0.0281	
D ³		0.1199	0.0857	<u>0.2581</u>	<u>0.1034</u>	0.0260	0.0255	<u>0.0413</u>	0.0324	
DMPO		0.1560	0.1138	0.3310	0.1270	0.0164	0.0149	0.0410	0.0314	
SDPO		0.1580	0.1146	0.3270	0.1230	<u>0.0161</u>	0.0146	0.0420	0.0315	
RosePO		0.1860	<u>0.1356</u>	0.3230	0.1098	0.0181	0.0140	0.0300	<u>0.0215</u>	
SPRec		0.2090	0.1472	0.2170	0.0678	0.0099	0.0165	0.0330	0.0250	
CDs_and_Vinyl		SASRec	0.0021	0.0055	1.0000	0.4855	0.1205	0.0622	0.0226	0.0170
		BIGRec	0.3198	0.3031	0.2597	0.1016	0.0461	<u>0.0169</u>	<u>0.0132</u>	<u>0.0130</u>
	RW	0.2821	0.2646	0.2648	0.0971	0.0432	0.0305	0.0112	0.0103	
	D ³	0.3135	0.2968	0.2672	0.0748	0.0320	0.0252	0.0103	0.0088	
	DMPO	0.3116	0.2886	<u>0.1740</u>	0.0582	0.0195	0.0160	0.0090	0.0090	
	SDPO	0.3218	0.3067	0.2118	0.0692	0.0380	0.0192	0.0110	0.0106	
	RosePO	0.3625	<u>0.3493</u>	0.1853	0.0446	0.0426	0.0292	0.0090	0.0090	
	SPRec	0.3859	0.3682	0.1670	<u>0.0534</u>	<u>0.0242</u>	0.0245	0.0143	0.0140	
	Steam	SASRec	0.0010	0.0018	1.0000	0.6000	0.1094	0.0421	0.0660	0.0379
		BIGRec	0.1940	0.1768	0.3910	0.1812	0.0650	0.0289	0.0780	0.0766
RW		<u>0.2890</u>	<u>0.2550</u>	<u>0.2710</u>	0.0984	0.0313	0.0229	0.0760	0.0735	
D ³		0.1580	0.1414	0.4560	0.1896	0.0511	0.0320	0.0730	0.0718	
DMPO		0.2270	0.2062	0.2990	0.0918	0.0443	0.0333	<u>0.0850</u>	<u>0.0834</u>	
SDPO		0.2080	0.1838	0.3510	<u>0.0930</u>	0.0475	0.0415	0.0820	0.0810	
RosePO		0.2310	0.2086	0.3160	0.1110	0.0499	0.0373	0.0820	0.0805	
SPRec		0.2930	0.2612	0.2560	0.1116	<u>0.0367</u>	<u>0.0237</u>	0.0910	0.0893	

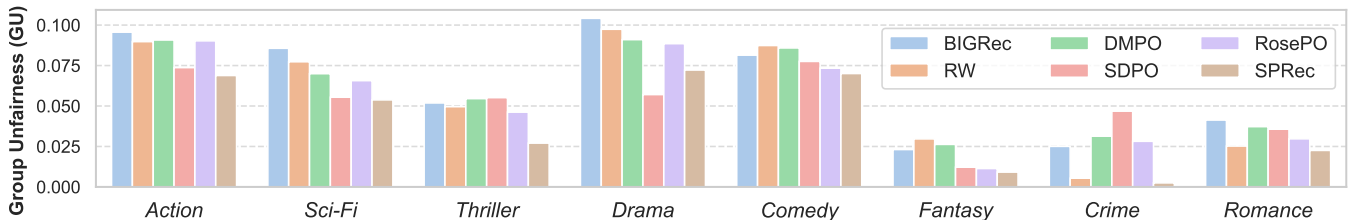


Figure 3: Comparison of models across genres on Group Unfairness (GU) in top-1 recommendation.

(NDCG@ k) and Hit Ratio (HR@ k) and calculated per result before averaging. **Diversity** is assessed with DivRatio@ k , representing the proportion of unique items in the top- k recommendations. **Over-recommendation** is quantified by ORRatio@ k , indicating the proportion of the top- k results consisting of the three most frequently

recommended items. **Fairness** is evaluated using MGU@ k [31], which captures category-level discrepancies between the model’s top- k recommendations and the user’s historical sequences.

Table 2: Ablation Experiment Results. SPRec-RN represents the training process with negative samples randomly sampled, while SPRec-noDPO and SPRec-noSFT denote SPRec without DPO and SFT, respectively.

Dataset	Model	DivRatio@1↑	DivRatio@5↑	ORRatio@1↓	ORRatio@5↓	MGU@1↓	MGU@5↓	HR@5↑	NDCG@5↑
MovieLens	SPRec-noSFT	0.3020	0.2486	0.0837	0.0224	0.0198	0.0188	0.0184	0.0149
	SPRec-noDPO	0.1959	0.1588	0.2714	0.1086	0.0637	0.0406	<u>0.0316</u>	<u>0.0260</u>
	SPRec-RN	0.2194	0.1822	0.2224	<u>0.0922</u>	0.0544	<u>0.0303</u>	0.0286	0.0230
	SPRec	<u>0.2806</u>	<u>0.2257</u>	<u>0.1510</u>	<u>0.1033</u>	<u>0.0432</u>	0.0346	0.0388	0.0319
Goodreads	SPRec-noSFT	<u>0.2010</u>	<u>0.1418</u>	<u>0.2390</u>	0.0658	0.0044	0.0135	0.0270	0.0206
	SPRec-noDPO	<u>0.1350</u>	<u>0.0992</u>	<u>0.2970</u>	0.0862	0.0142	0.0165	<u>0.0350</u>	<u>0.0274</u>
	SPRec-RN	0.1380	0.1048	0.3380	0.1190	0.0188	<u>0.0156</u>	0.0420	0.0310
	SPRec	0.2090	0.1472	0.2170	<u>0.0678</u>	<u>0.0099</u>	0.0165	0.0330	0.0250
CDs_and_Vinyl	SPRec-noSFT	0.3381	0.3179	0.2373	<u>0.0788</u>	0.0216	<u>0.0195</u>	0.0132	0.0126
	SPRec-noDPO	0.3136	0.2982	<u>0.2363</u>	0.0884	0.0333	0.0173	0.0143	0.0136
	SPRec-RN	0.3625	0.3444	<u>0.2536</u>	0.1088	0.0359	0.0161	0.0163	0.0150
	SPRec	0.3859	0.3682	0.1670	0.0534	<u>0.0242</u>	0.0245	<u>0.0143</u>	<u>0.0140</u>
Steam	SPRec-noSFT	0.2900	0.2628	0.2260	0.0750	0.0173	0.0355	<u>0.0880</u>	0.0868
	SPRec-noDPO	0.2220	0.2006	0.3910	0.1884	0.0620	0.0294	0.0790	0.0776
	SPRec-RN	0.2860	0.2606	<u>0.2530</u>	0.1146	<u>0.0351</u>	<u>0.0262</u>	0.0860	0.0837
	SPRec	0.2930	<u>0.2612</u>	0.2560	<u>0.1116</u>	0.0367	0.0237	0.0910	0.0893

5.1.4 Baseline. For traditional recommendation models, we select SASRec [32], a widely used baseline employing a sequential method with a self-attention mechanism. For LLM-based models, we consider several baselines. (1) For SFT-based methods, **BIGRec** [6] serves as an instruction-tuning LLM framework for sequential recommendations and forms the foundation for SPRec. **Re-weighting (RW)** [31] improves fairness in BIGRec by balancing recommendations across categories through dataset-based training weights. **Debiasing-Diversifying Decoding (D³)** [7] enhances diversity in BIGRec using a decoding strategy guided by SASRec. (2) For DPO-based models, **DMPO** [5] introduces DPO into LRSs by sampling multiple negative items as rejected responses, while **Softmax-DPO (SDPO)** [14] follows a similar approach but incorporates a softmax loss over multiple negative samples. Finally, **RosePO** [34] is a preference optimization framework that combines negative sampling strategies and personalized uncertainty to achieve fairness, unbiasedness, and robustness. The implementation details are listed in Appendix C.

5.2 Overall Performance Comparison (RQ1)

The experimental results are presented in Table 1, leading to the following observations. The non-LLM baseline, SASRec, performs poorly with the given training size, which is expected as SASRec requires large datasets to achieve effective fitting. In this study, we primarily focus on LLM-based methods, and SASRec’s results are included only for reference and as the assistant model for D³ during the decoding stage.

5.2.1 Limitations of SFT-based Methods. Fine-tuning LLMs with instruction-based methods results in recommendations heavily favoring popular items, leading to a lack of diversity. For example, in the Goodreads dataset, the DivRatio@1 of BIGRec is only 0.142, meaning the model provides just 14 distinct recommendations per 100 tasks. Similarly, in the Steam dataset, BIGRec’s ORRatio@1 reaches 0.391, with over 39% of recommendations concentrated

on the 3 most popular items. These findings highlight that relying solely on SFT introduces severe biases, significantly overexposing certain popular items.

5.2.2 Limitations of DPO-based Methods. For DPO methods using random sampling, such as SDPO and DMPO, while multiple negative samples improve recommendation accuracy, they perform poorly on diversity and fairness metrics. On the Goodreads and MovieLens datasets, SDPO and DMPO have minimal impact on DivRatio and ORRatio and may even degrade model performance. On the CDs and Steam datasets, although ORRatio decreases, diversity metrics remain largely unchanged, suggesting that the model favors moderately popular items but fails to effectively recommend new ones. In contrast, RosePO performs well on the CD dataset due to its negative sampling strategy based on semantic information. However, this approach heavily relies on the semantic characteristics of the dataset’s structure, resulting in relatively poor performance on other datasets and limiting its generalizability for debiasing.

In summary, existing DPO-based methods not only fail to address fairness issues in LRS but may exacerbate popularity bias.

5.2.3 Superiority of SPRec. As shown in Table 1, SPRec significantly improves both DivRatio and ORRatio metrics across all datasets compared to BIGRec, demonstrating its effectiveness in mitigating the over-recommendation of popular items and enhancing diversity. Additionally, SPRec outperforms BIGRec on most fairness metrics, reducing the discrepancies between the model’s recommendations and users’ historical sequences, thereby providing fairer recommendations.

SPRec also surpasses most baseline models on DivRatio and ORRatio across the majority of datasets, showcasing its superior ability to balance recommendation distributions. For fairness, SPRec achieves the best MGU@1 on all datasets except Steam. Moreover, as shown in Fig. 3, SPRec alleviates category-level unfairness on the MovieLens dataset, achieving the best results in 7 out of 8 categories, further underscoring its effectiveness in improving fairness.

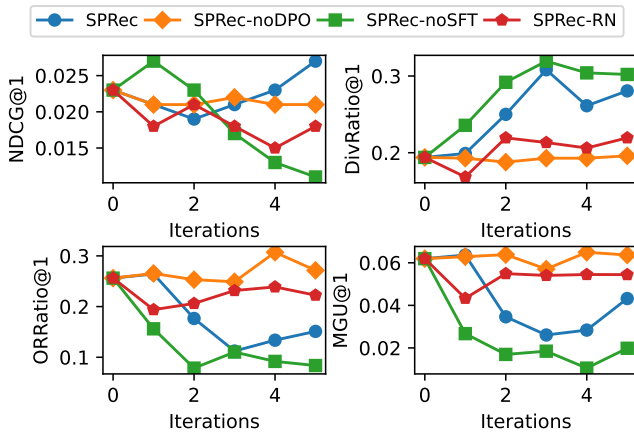


Figure 4: Performance on the MovieLens dataset across different ablation experiments.

While RosePO performs well on the CDs and Vinyl dataset, leveraging semantic-based negative sampling to address fairness in music recommendations, and Re-weighting shows strong performance on the Steam dataset by employing category-based re-weighting for gaming recommendations, these methods are tailored to specific datasets and lack generalizability. In contrast, SPRec’s self-play framework provides a universal solution, overcoming dataset-specific challenges and delivering fairer recommendations across diverse scenarios.

5.3 Ablation Study (RQ2)

We conducted a series of ablation experiments to explore the impact of each component of the SPRec training framework.

5.3.1 SPRec without SFT. As shown in Table 2, SPRec-noSFT achieves the lowest recommendation accuracy across all datasets except Steam. This indicates that, during the self-play process, the model’s excessive focus on fairness compromises its accuracy. In the MovieLens dataset (Fig. 4), the absence of the SFT stage leads to a steady decline in recommendation accuracy (NDCG@1) throughout training. These findings highlight the critical role of SFT in maintaining SPRec’s recommendation performance.

5.3.2 SPRec without DPO. Removing DPO reduces SPRec to further SFT training on new data, ensuring that performance gains are not due to incorporating additional data. As shown in Table 2, even with new data, additional SFT fails to improve diversity or fairness metrics, and the recommendations remain biased. Furthermore, Fig. 4 reveals minimal fluctuations during training, indicating that the prior SFT training has already converged. This experiment underscores the limitations of SFT-based methods in addressing recommendation fairness and diversity.

5.3.3 Randomly sampling negative items. Replacing the negative sampling strategy with random sampling (SPRec-RN) fails to improve DivRatio and ORRatio metrics on the MovieLens and Goodreads datasets (Table 2). Additionally, SPRec-RN exhibits worse fairness metrics compared to SPRec. While it achieves a significant boost in DivRatio on the CDs dataset, its ORRatio remains poor. These

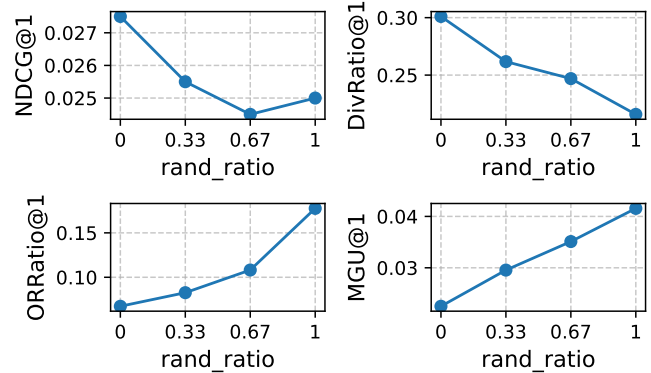


Figure 5: Effect of random sampling ratio.

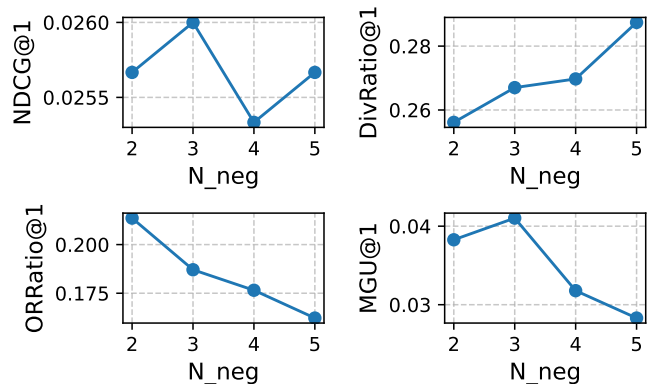


Figure 6: Effect of negative sample size.

results suggest that random negative sampling is ineffective in suppressing popular items, leaving a pronounced long-tail effect in the recommendations. This experiment demonstrates that our self-play negative sampling strategy effectively balances the model’s output distribution, resulting in debiased recommendations.

5.4 Impact of Negative Samples (RQ3)

We investigate the role of negative samples in SPRec by introducing a proportion of random negative samples to contaminate SPRec’s original self-play samples. Additionally, we examine the impact of increasing the number of negative samples in SPRec’s loss function (Eq. (8)). To achieve this, we adopt the SDPO loss function to expand to multiple negative samples. For efficiency, we limit the training sample size to 1,024, keeping other experimental settings consistent with Section 5.2. To ensure result stability, the model’s performance is averaged over the last three training iterations. We report the results on the MovieLens dataset.

5.4.1 Effect of Random Sampling Ratio. In each training iteration, we randomly replace a proportion of negative samples with randomly selected items while leaving the remaining negative samples unchanged as the model’s recommendation outputs. As shown in Fig. 5, increasing the proportion of random negative samples leads to a steady decline in diversity and accuracy. Fairness also deteriorates, with recommendations becoming more skewed toward

a small subset of popular items. These results highlight the superiority of our proposed self-play negative sampling strategy over random sampling.

5.4.2 Effect of Negative Sample Size. To generate N negative samples, we use beam search decoding to sample $2N$ items from the model’s output. After deduplication, the top N items with the highest predicted probabilities are selected as negative samples. As shown in Fig. 6, increasing the number of negative samples results in stable recommendation accuracy but significantly improves diversity and fairness, reducing the focus on popular items. This demonstrates the versatility of the self-play negative sampling strategy, which can be effectively combined with multi-negative sampling approaches to further debias LRS.

6 Conclusion

This paper theoretically and experimentally analyzes the limitations of existing SFT- and DPO-based methods in LLM-based recommender systems. These approaches often promote a narrow set of items, intensifying the filter bubble effect, harming user interests, and raising fairness concerns that may undermine creators’ motivation. To address these challenges, we propose SPRec, a novel self-play recommendation framework that mitigates over-recommendation and enhances fairness without requiring additional data or manual intervention. SPRec leverages the model’s output from the previous round as negative samples, effectively re-weighting the DPO loss function with the model’s logits. This adaptive mechanism suppresses biased items and improves recommendation quality.

We conducted experiments on four real-world datasets, validating the effectiveness of our method in improving recommendation accuracy, diversity, and fairness. Comprehensive ablation studies revealed that fairness improvements largely stem from the suppression of self-play negative samples during DPO. In the future, we plan to explore more advanced preference alignment techniques for LRS, aiming for smarter personalized decision-making and more helpful and harmless recommendation systems.

A Mathematical Derivations

PROOF OF THEOREM 1. The DPO loss is derived from the RLHF objective as follows:

$$\max_{\theta} \mathbb{E}_{x \sim \mathcal{D}, y \sim \pi_{\theta}(\cdot|x)} [r(x, y)] - \beta \text{D}_{\text{KL}}(\pi_{\theta} \| \pi_{\text{ref}}), \quad (9)$$

where the reward model is defined via the BT model:

$$\max_r \mathbb{E}_{(x, y_w) \sim \mathcal{D}, y_l \sim Y_u} \log \sigma(r(x, y_w) - r(x, y_l)).$$

In the original paper of DPO [43], the authors proved that the optimal policy π_{θ}^* for DPO loss in Eq. (6) and the solution to the optimization problem in Eq. (9) are the same. Thus, we can analyze the solution to Eq. (9), equivalent to examining the DPO loss.

Consider a fixed context x and define $\hat{r}(y|x)$ as:

$$\hat{r}(y|x) = \exp(r(x, y)), \quad (10)$$

then our goal is to optimize $\hat{r}(\cdot|x) \in \mathbb{R}_+^{\mathcal{I}}$, which is a $|\mathcal{I}|$ -dim vector representing the latent rewards for all items in the recommendation

Table 3: Statistics of Datasets.

Datasets	#Items	#Interactions	#Sequences
MovieLens	10,682	10,000,054	9,301,274
Goodreads	4,058	160,398	6,031
CDs_and_Vinyl	13,078	185,855	21,347
Steam	32,094	178,961	29,876

dataset \mathcal{I} . we can rewrite the reward model’s optimization as:

$$\max_{\hat{r}(\cdot|x) \in \mathbb{R}_+^{\mathcal{I}}} \sum_{y_w \in \mathcal{I}} \sum_{y_l \in \mathcal{I}} p_{\mathcal{D}}(y_w|x) q_{\mathcal{D}}(y_l|x) \log \left(\frac{\hat{r}(y_w|x)}{\hat{r}(y_w|x) + \hat{r}(y_l|x)} \right).$$

Then we calculate the gradients:

$$\begin{aligned} & \partial p_{\mathcal{D}}(y_w|x) q_{\mathcal{D}}(y_l|x) \log \left(\frac{\hat{r}(y_w|x)}{\hat{r}(y_w|x) + \hat{r}(y_l|x)} \right) / \partial \hat{r}(y|x) \\ &= \begin{cases} p_{\mathcal{D}}(y|x) q_{\mathcal{D}}(y_l|x) \left(\frac{1}{\hat{r}(y|x)} - \frac{1}{\hat{r}(y|x) + \hat{r}(y_l|x)} \right) & y_w = y, y_l \neq y, \\ - p_{\mathcal{D}}(y_w|x) q_{\mathcal{D}}(y|x) \frac{1}{\hat{r}(y_w|x) + \hat{r}(y|x)} & y_w \neq y, y_l = y, \\ 0 & \text{else.} \end{cases} \end{aligned}$$

Hence, the objective’s gradient w.r.t. $\hat{r}(y|x)$ can be written as:

$$\begin{aligned} & \partial \sum_{y_w \in \mathcal{I}} \sum_{y_l \in \mathcal{I}} p_{\mathcal{D}}(y_w|x) q_{\mathcal{D}}(y_l|x) \log \left(\frac{\hat{r}(y_w|x)}{\hat{r}(y_w|x) + \hat{r}(y_l|x)} \right) / \partial \hat{r}(y|x) \\ &= 0 + \sum_{y_l \neq y} \left[p_{\mathcal{D}}(y|x) q_{\mathcal{D}}(y_l|x) \left(\frac{1}{\hat{r}(y|x)} - \frac{1}{\hat{r}(y|x) + \hat{r}(y_l|x)} \right) \right] \\ & \quad - \sum_{y_w \neq y} p_{\mathcal{D}}(y_w|x) q_{\mathcal{D}}(y|x) \frac{1}{\hat{r}(y_w|x) + \hat{r}(y|x)} \\ &= \sum_{y_i \in \mathcal{I}} \left[p_{\mathcal{D}}(y|x) q_{\mathcal{D}}(y_i|x) \left(\frac{1}{\hat{r}(y|x)} - \frac{1}{\hat{r}(y|x) + \hat{r}(y_i|x)} \right) \right] \\ & \quad - \sum_{y_i \in \mathcal{I}} p_{\mathcal{D}}(y_i|x) q_{\mathcal{D}}(y|x) \frac{1}{\hat{r}(y_i|x) + \hat{r}(y|x)} \quad (\text{add } 0) \\ &= \sum_{y_i \in \mathcal{I}} \left[\frac{p_{\mathcal{D}}(y|x) q_{\mathcal{D}}(y_i|x)}{\hat{r}(y|x)} - \frac{p_{\mathcal{D}}(y_i|x) q_{\mathcal{D}}(y|x) + p_{\mathcal{D}}(y|x) q_{\mathcal{D}}(y_i|x)}{\hat{r}(y_i|x) + \hat{r}(y|x)} \right]. \end{aligned}$$

By setting the gradients to be 0, we obtain that for $\forall y \in \mathcal{I}$, the optimal reward $r^*(y|x)$ is:

$$\hat{r}^*(y|x) \propto \frac{p_{\mathcal{D}}(y|x)}{q_{\mathcal{D}}(y|x)}.$$

By plugging it into Eq. (10), we have:

$$r^*(x, y) = \log p_{\mathcal{D}}(y|x) - \log q_{\mathcal{D}}(y|x) + \text{Constant}.$$

Back to the RLHF objective, we have:

$$\max_{\theta} \mathbb{E}_{x \sim \mathcal{D}, y \sim \pi_{\theta}(\cdot|x)} [\log p_{\mathcal{D}}(y|x) - \log q_{\mathcal{D}}(y|x)] - \beta \text{D}_{\text{KL}}(\pi_{\theta} \| \pi_{\text{ref}}),$$

which has a well-known closed form solution [43]:

$$\pi_{\theta}^*(y|x) \propto \pi_{\text{ref}}(y|x) \cdot \left(\frac{p_{\mathcal{D}}(y|x)}{q_{\mathcal{D}}(y|x)} \right)^{1/\beta}.$$

□

B Dataset Statistics

Our datasets span diverse domains, including movies, books, music, and games, offering varied sizes and user interaction patterns to provide a comprehensive basis for evaluating LRSs. Note that while we report the full dataset statistics, only a subset of interaction sequences is sampled for LLM fine-tuning, as detailed in Section 5.1.1.

C Implementation Details

For LLM-based methods, we adopted Llama-3.2-1B-Instruct as the backbone LLM. Considering the ability of LLMs to quickly adapt to downstream tasks with limited data, we followed BIGRec [6] and used relatively smaller datasets. To ensure fairness in comparison, all baseline methods and SPRec utilize the same dataset as used in the SFT training phase. For SPRec, the total number of iterations was set to 5, with each SFT and DPO phase trained for 1 epoch. To ensure that the training data used in each iteration is not identical, we further randomly sample half of the training data (i.e., 2048 interactions) for training in each iteration. All experiments were carried out on four RTX 3090 GPUs, each with 24GB of VRAM.

For the traditional model SASRec, we use the same training and validation datasets as other LLM-based methods, with dataset sizes of 4,096 and 512, respectively. The embedding size was fixed at 64, and the dropout ratio was set to 0.1. Negative samples were randomly sampled in training, with Adam as the optimizer and a learning rate of $4e-3$. More details of the implementation are available via <https://github.com/RegionCh/SPRec>.

References

- [1] Md Sanzeed Anwar, Grant Schoenebeck, and Paramveer S. Dhillon. 2024. Filter Bubble or Homogenization? Disentangling the Long-Term Effects of Recommendations on User Consumption Patterns. In *Proceedings of the ACM Web Conference 2024* (Singapore, Singapore) (WWW '24). Association for Computing Machinery, New York, NY, USA, 123–134. <https://doi.org/10.1145/3589334.3645497>
- [2] Qazi Mohammad Areeb, Mohammad Nadeem, Shahab Saquib Sohail, Raza Imam, Faiyaz Doctor, Yassine Himeur, Amir Hussain, and Abbas Amira. 2023. Filter bubbles in recommender systems: Fact or fallacy—A systematic review. *Wiley Interdisciplinary Reviews: Data Mining and Knowledge Discovery* 13, 6 (2023), e1512.
- [3] Mohammad Gheshlaghi Azar, Zhaohan Daniel Guo, Bilal Piot, Remi Munos, Mark Rowland, Michal Valko, and Daniele Calandriello. 2024. A general theoretical paradigm to understand learning from human preferences. In *International Conference on Artificial Intelligence and Statistics (AISTATS '24)*. PMLR, 4447–4455.
- [4] Yuntao Bai, Andy Jones, Kamal Ndousse, Amanda Askell, Anna Chen, Nova DasSarma, Dawn Drain, Stanislav Fort, Deep Ganguli, Tom Henighan, et al. 2022. Training a Helpful and Harmless Assistant with Reinforcement Learning from Human Feedback. *arXiv preprint arXiv:2204.05862* (2022).
- [5] Zhuoxi Bai, Ning Wu, Fengyu Cai, Xinyi Zhu, and Yun Xiong. 2024. Aligning Large Language Model with Direct Multi-Preference Optimization for Recommendation. In *Proceedings of the 33rd ACM International Conference on Information and Knowledge Management* (Boise, ID, USA) (CIKM '24). Association for Computing Machinery, New York, NY, USA, 76–86. <https://doi.org/10.1145/3627673.3679611>
- [6] Keqin Bao, Jizhi Zhang, Wenjie Wang, Yang Zhang, Zhengyi Yang, Yancheng Luo, Chong Chen, Fuli Feng, and Qi Tian. 2023. A bi-step grounding paradigm for large language models in recommendation systems. *arXiv preprint arXiv:2308.08434* (2023).
- [7] Keqin Bao, Jizhi Zhang, Yang Zhang, Xinyue Huo, Chong Chen, and Fuli Feng. 2024. Decoding matters: Addressing Amplification Bias and Homogeneity Issue for LLM-based Recommendation. *EMNLP* (2024).
- [8] Keqin Bao, Jizhi Zhang, Yang Zhang, Wenjie Wang, Fuli Feng, and Xiangnan He. 2023. Tallrec: An effective and efficient tuning framework to align large language model with recommendation. In *Proceedings of the 17th ACM Conference on Recommender Systems*. 1007–1014.
- [9] Shihao Cai, Jizhi Zhang, Keqin Bao, Chongming Gao, and Fuli Feng. 2024. FLOW: A Feedback L0op FrameWork for Simultaneously Enhancing Recommendation and User Agents. *arXiv preprint arXiv:2410.20027* (2024).
- [10] Daniele Calandriello, Daniel Guo, Remi Munos, Mark Rowland, Yunhao Tang, Bernardo Avila Pires, Pierre Harvey Richemond, Charline Le Lan, Michal Valko, Tianqi Liu, et al. 2024. Human alignment of large language models through online preference optimisation. *arXiv preprint arXiv:2403.08635* (2024).
- [11] Chong Chen, Weizhi Ma, Min Zhang, Chenyang Wang, Yiqun Liu, and Shaoping Ma. 2023. Revisiting Negative Sampling vs. Non-sampling in Implicit Recommendation. *ACM Transactions on Information Systems (TOIS)* 41, 1, Article 12 (Feb. 2023), 25 pages. <https://doi.org/10.1145/3522672>
- [12] Jiawei Chen, Hande Dong, Xiang Wang, Fuli Feng, Meng Wang, and Xiangnan He. 2023. Bias and Debias in Recommender System: A Survey and Future Directions. *ACM Trans. Inf. Syst.* 41, 3, Article 67 (Feb. 2023), 39 pages. <https://doi.org/10.1145/3564284>
- [13] Jiayu Chen, Chongming Gao, Shuai Yuan, Shuchang Liu, Qingpeng Cai, and Peng Jiang. 2025. DLCRec: A Novel Approach for Managing Diversity in LLM-Based Recommender Systems. *WSDM* (2025).
- [14] Yuxin Chen, Junfei Tan, An Zhang, Zhengyi Yang, Leheng Sheng, Enzhi Zhang, Xiang Wang, and Tat-Seng Chua. 2024. On Softmax Direct Preference Optimization for Recommendation. *arXiv preprint arXiv:2406.09215* (2024).
- [15] Zixiang Chen, Yihe Deng, Huizhuo Yuan, Kaixuan Ji, and Quanquan Gu. 2024. Self-play fine-tuning converts weak language models to strong language models. *arXiv preprint arXiv:2401.01335* (2024).
- [16] Sunhao Dai, Chen Xu, Shicheng Xu, Liang Pang, Zhenhua Dong, and Jun Xu. 2024. Bias and Unfairness in Information Retrieval Systems: New Challenges in the LLM Era. In *Proceedings of the 30th ACM SIGKDD Conference on Knowledge Discovery and Data Mining* (Barcelona, Spain) (KDD '24). Association for Computing Machinery, New York, NY, USA, 6437–6447. <https://doi.org/10.1145/3637528.3671458>
- [17] Yashar Deldjoo and Tommaso Di Noia. 2024. CFaiRLLM: Consumer Fairness Evaluation in Large-Language Model Recommender System. *arXiv preprint arXiv:2403.05668* (2024).
- [18] Abhimanyu Dubey, Abhinav Jauhri, Abhinav Pandey, Abhishek Kadian, Ahmad Al-Dahle, Aiesha Letman, Akhil Mathur, Alan Schelten, Amy Yang, Angela Fan, et al. 2024. The llama 3 herd of models. *arXiv preprint arXiv:2407.21783* (2024).
- [19] Duanyu Feng, Bowen Qin, Chen Huang, Zheng Zhang, and Wenqiang Lei. 2024. Towards Analyzing and Understanding the Limitations of DPO: A Theoretical Perspective. *arXiv preprint arXiv:2404.04626* (2024).
- [20] Emilio Ferrara. 2023. Should chatgpt be biased? challenges and risks of bias in large language models. *arXiv preprint arXiv:2304.03738* (2023).
- [21] Isabel O. Gallegos, Ryan A. Rossi, Joe Barrow, Md Mehrab Tanjim, Sungchul Kim, Franck Dernoncourt, Tong Yu, Ruiyi Zhang, and Nesreen K. Ahmed. 2024. Bias and Fairness in Large Language Models: A Survey. *Computational Linguistics* 50, 3 (Sept. 2024), 1097–1179. https://doi.org/10.1162/coli_a_00524
- [22] Chongming Gao, Kexin Huang, Jiawei Chen, Yuan Zhang, Biao Li, Peng Jiang, Shiqi Wang, Zhong Zhang, and Xiangnan He. 2023. Alleviating Matthew Effect of Offline Reinforcement Learning in Interactive Recommendation. In *Proceedings of the 46th International ACM SIGIR Conference on Research and Development in Information Retrieval* (Taipei, Taiwan) (SIGIR '23). 11 pages. <https://doi.org/10.1145/3533968.183591636>
- [23] Chongming Gao, Shiqi Wang, Shijun Li, Jiawei Chen, Xiangnan He, Wenqiang Lei, Biao Li, Yuan Zhang, and Peng Jiang. 2023. CIRs: Bursting Filter Bubbles by Counterfactual Interactive Recommender System. *ACM Transactions on Information Systems (TOIS)* 42, 1, Article 14 (aug 2023), 27 pages. <https://doi.org/10.1145/3594871>
- [24] Jingtong Gao, Bo Chen, Xiangyu Zhao, Weiwen Liu, Xiangyang Li, Yichao Wang, Zijian Zhang, Wanyu Wang, Yuyang Ye, Shanru Lin, et al. 2024. LLM-enhanced Reranking in Recommender Systems. *arXiv preprint arXiv:2406.12433* (2024).
- [25] Yunfan Gao, Tao Sheng, Youlin Xiang, Yun Xiong, Haofen Wang, and Jiawei Zhang. 2023. Chat-rec: Towards interactive and explainable llms-augmented recommender system. *arXiv preprint arXiv:2303.14524* (2023).
- [26] Zhaolin Gao, Jonathan D Chang, Wenhao Zhan, Owen Oertell, Gokul Swamy, Kianté Brantley, Thorsten Joachims, J Andrew Bagnell, Jason D Lee, and Wen Sun. 2024. Rebel: Reinforcement learning via regressing relative rewards. *arXiv preprint arXiv:2404.16767* (2024).
- [27] Binzong Geng, Zhaoxin Huan, Xiaolu Zhang, Yong He, Liang Zhang, Fajie Yuan, Jun Zhou, and Linjian Mo. 2024. Breaking the Length Barrier: LLM-Enhanced CTR Prediction in Long Textual User Behaviors. In *Proceedings of the 47th International ACM SIGIR Conference on Research and Development in Information Retrieval* (Washington DC, USA) (SIGIR '24). Association for Computing Machinery, New York, NY, USA, 2311–2315. <https://doi.org/10.1145/3626772.3657974>
- [28] F Maxwell Harper and Joseph A Konstan. 2015. The movielens datasets: History and context. *Acm transactions on interactive intelligent systems (tiis)* 5, 4 (2015), 1–19.
- [29] Yupeng Hou, Junjie Zhang, Zihan Lin, Hongyu Lu, Ruobing Xie, Julian McAuley, and Wayne Xin Zhao. 2024. Large Language Models are Zero-Shot Rankers for Recommender Systems. In *Advances in Information Retrieval: 46th European Conference on Information Retrieval, ECIR 2024, Glasgow, UK, March 24–28, 2024*.

- Proceedings, Part II* (Glasgow, United Kingdom). Springer-Verlag, Berlin, Heidelberg, 364–381. https://doi.org/10.1007/978-3-031-56060-6_24
- [30] Meena Jagadeesan, Nikhil Garg, and Jacob Steinhardt. 2024. Supply-side equilibria in recommender systems. In *Proceedings of the 37th International Conference on Neural Information Processing Systems* (New Orleans, LA, USA) (*NeurIPS '23*). Curran Associates Inc., Red Hook, NY, USA, Article 642, 12 pages.
- [31] Meng Jiang, Keqin Bao, Jizhi Zhang, Wenjie Wang, Zhengyi Yang, Fuli Feng, and Xiangnan He. 2024. Item-side Fairness of Large Language Model-based Recommendation System. In *Proceedings of the ACM on Web Conference 2024* (*WWW '24*). 4717–4726.
- [32] Wang-Cheng Kang and Julian McAuley. 2018. Self-attentive sequential recommendation. In *2018 IEEE international conference on data mining (ICDM)*. IEEE, 197–206.
- [33] Yunqi Li, Hanxiong Chen, Shuyuan Xu, Yingqiang Ge, Juntao Tan, Shuchang Liu, and Yongfeng Zhang. 2023. Fairness in Recommendation: Foundations, Methods, and Applications. *ACM Transactions on Intelligent Systems and Technology (TIST)* 14, 5, Article 95 (Oct. 2023), 48 pages. <https://doi.org/10.1145/3610302>
- [34] Jiayi Liao, Xiangnan He, Ruobing Xie, Jiancan Wu, Yancheng Yuan, Xingwu Sun, Zhanhui Kang, and Xiang Wang. 2024. RosePO: Aligning LLM-based Recommenders with Human Values. *arXiv preprint arXiv:2410.12519* (2024).
- [35] Jiayi Liao, Sihang Li, Zhengyi Yang, Jiancan Wu, Yancheng Yuan, Xiang Wang, and Xiangnan He. 2024. LLaRA: Large Language-Recommendation Assistant. In *Proceedings of the 47th International ACM SIGIR Conference on Research and Development in Information Retrieval* (Washington DC, USA) (*SIGIR '24*). Association for Computing Machinery, New York, NY, USA, 1785–1795. <https://doi.org/10.1145/3626772.3657690>
- [36] Junling Liu, Chao Liu, Peilin Zhou, Qichen Ye, Dading Chong, Kang Zhou, Yueqi Xie, Yuwei Cao, Shoujin Wang, Chenyu You, et al. 2023. LLMRec: Benchmarking Large Language Models on Recommendation Task. *arXiv preprint arXiv:2308.12241* (2023).
- [37] Qidong Liu, Xian Wu, Xiangyu Zhao, Yejing Wang, Zijian Zhang, Feng Tian, and Yefeng Zheng. 2024. Large Language Models Enhanced Sequential Recommendation for Long-tail User and Item. *Advances in Neural Information Processing Systems (NeurIPS)* (2024).
- [38] Rémi Munos, Michal Valko, Daniele Calandriello, Mohammad Gheshlaghi Azar, Mark Rowland, Zhaohan Daniel Guo, Yunhao Tang, Matthieu Geist, Thomas Mesnard, Andrea Michi, et al. 2023. Nash Learning from Human Feedback. *arXiv preprint arXiv:2312.00886* (2023).
- [39] Motoki Omura, Yasuhiro Fujita, and Toshiki Kataoka. 2024. Entropy Controllable Direct Preference Optimization. *arXiv preprint arXiv:2411.07595* (2024).
- [40] Long Ouyang, Jeffrey Wu, Xu Jiang, Diogo Almeida, Carroll Wainwright, Pamela Mishkin, Chong Zhang, Sandhini Agarwal, Katarina Slama, Alex Ray, et al. 2022. Training Language Models to Follow Instructions with Human Feedback. *Advances in Neural Information Processing Systems (NeurIPS)* 35 (2022), 27730–27744.
- [41] Arka Pal, Deep Karkhanis, Samuel Dooley, Manley Roberts, Siddhartha Naidu, and Colin White. 2024. Smaug: Fixing failure modes of preference optimisation with dpo-positive. *arXiv preprint arXiv:2402.13228* (2024).
- [42] Richard Yuanzhe Pang, Weizhe Yuan, Kyunghyun Cho, He He, Sainbayar Sukhbaatar, and Jason Weston. 2024. Iterative Reasoning Preference Optimization. *Advances in Neural Information Processing Systems (NeurIPS)* (2024).
- [43] Rafael Rafailov, Archit Sharma, Eric Mitchell, Christopher D Manning, Stefano Ermon, and Chelsea Finn. 2024. Direct preference optimization: Your language model is secretly a reward model. *Advances in Neural Information Processing Systems* 36 (2024).
- [44] Corby Rosset, Ching-An Cheng, Arindam Mitra, Michael Santacrose, Ahmed Awadallah, and Tengyang Xie. 2024. Direct Nash Optimization: Teaching Language Models to Self-improve with General Preferences. *arXiv preprint arXiv:2404.03715* (2024).
- [45] Shahnewaz Karim Sakib and Anindya Bijoy Das. 2024. Challenging Fairness: A Comprehensive Exploration of Bias in LLM-Based Recommendations. *arXiv preprint arXiv:2409.10825* (2024).
- [46] Shahnewaz Karim Sakib and Anindya Bijoy Das. 2024. Unveiling and Mitigating Bias in Large Language Model Recommendations: A Path to Fairness. *arXiv:2409.10825* [cs.LG]. <https://arxiv.org/abs/2409.10825>
- [47] Arthur L Samuel. 1959. Some studies in machine learning using the game of checkers. *IBM Journal of research and development* 3, 3 (1959), 210–229.
- [48] Tianshu Shen, Jiaru Li, Mohamed Reda Bouadjenek, Zheda Mai, and Scott Sanner. 2023. Towards understanding and mitigating unintended biases in language model-driven conversational recommendation. *Information Processing & Management* 60, 1 (2023), 103139. <https://doi.org/10.1016/j.ipm.2022.103139>
- [49] Leheng Sheng, An Zhang, Yi Zhang, Yuxin Chen, Xiang Wang, and Tat-Seng Chua. 2024. Language models encode collaborative signals in recommendation. (2024).
- [50] Wentao Shi, Jiawei Chen, Fuli Feng, Jizhi Zhang, Junkang Wu, Chongming Gao, and Xiangnan He. 2023. On the Theories Behind Hard Negative Sampling for Recommendation. In *Proceedings of the ACM Web Conference 2023* (Austin, TX, USA) (*WWW '23*). Association for Computing Machinery, New York, NY, USA, 812–822. <https://doi.org/10.1145/3543507.3583223>
- [51] David Silver, Thomas Hubert, Julian Schrittwieser, Ioannis Antonoglou, Matthew Lai, Arthur Guez, Marc Lanctot, Laurent Sifre, Dharshan Kumar, Thore Graepel, et al. 2017. Mastering chess and shogi by self-play with a general reinforcement learning algorithm. *arXiv preprint arXiv:1712.01815* (2017).
- [52] David Silver, Julian Schrittwieser, Karen Simonyan, Ioannis Antonoglou, Aja Huang, Arthur Guez, Thomas Hubert, Lucas Baker, Matthew Lai, Adrian Bolton, et al. 2017. Mastering the game of go without human knowledge. *nature* 550, 7676 (2017), 354–359.
- [53] Hao Sun and Mihaela van der Schaar. 2024. Inverse-RLignment: Inverse Reinforcement Learning from Demonstrations for LLM Alignment. *arXiv preprint arXiv:2405.15624* (2024).
- [54] Gerald Tesauro et al. 1995. Temporal difference learning and TD-Gammon. *Commun. ACM* 38, 3 (1995), 58–68.
- [55] Antonela Tommasel. 2024. Fairness Matters: A look at LLM-generated group recommendations. In *Proceedings of the 18th ACM Conference on Recommender Systems* (Bari, Italy) (*RecSys '24*). Association for Computing Machinery, New York, NY, USA, 993–998. <https://doi.org/10.1145/3640457.3688182>
- [56] Chaoqi Wang, Yibo Jiang, Chenghao Yang, Han Liu, and Yuxin Chen. 2023. Beyond reverse kl: Generalizing direct preference optimization with diverse divergence constraints. *arXiv preprint arXiv:2309.16240* (2023).
- [57] Qi Wang, Jindong Li, Shiqi Wang, Qianli Xing, Runliang Niu, He Kong, Rui Li, Guodong Long, Yi Chang, and Chengqi Zhang. 2024. Towards Next-Generation LLM-based Recommender Systems: A Survey and Beyond. *arXiv preprint arXiv:2410.19744* (2024).
- [58] Wenjie Wang, Fuli Feng, Xiangnan He, Hanwang Zhang, and Tat-Seng Chua. 2021. Clicks can be Cheating: Counterfactual Recommendation for Mitigating Clickbait Issue. In *Proceedings of the 44th International ACM SIGIR Conference on Research and Development in Information Retrieval* (Virtual Event, Canada) (*SIGIR '21*). Association for Computing Machinery, New York, NY, USA, 1288–1297. <https://doi.org/10.1145/3404835.3462962>
- [59] Wenjie Wang, Fuli Feng, Liqiang Nie, and Tat-Seng Chua. 2022. User-controllable Recommendation Against Filter Bubbles. In *Proceedings of the 45th International ACM SIGIR Conference on Research and Development in Information Retrieval* (Madrid, Spain) (*SIGIR '22*). Association for Computing Machinery, New York, NY, USA, 1251–1261. <https://doi.org/10.1145/3477495.3532075>
- [60] Yu Wang, Zhiwei Liu, Jianguo Zhang, Weiran Yao, Shelby Heinecke, and Philip S Yu. 2023. Drdt: Dynamic reflection with divergent thinking for llm-based sequential recommendation. *arXiv preprint arXiv:2312.11336* (2023).
- [61] Yifan Wang, Weizhi Ma, Min Zhang, Yiqun Liu, and Shaoping Ma. 2023. A Survey on the Fairness of Recommender Systems. *ACM Transactions on Information Systems (TOIS)* 41, 3, Article 52 (Feb. 2023), 43 pages. <https://doi.org/10.1145/3547333>
- [62] Yuan Wang, Xuyang Wu, Hsin-Tai Wu, Zhiqiang Tao, and Yi Fang. 2024. Do Large Language Models Rank Fairly? An Empirical Study on the Fairness of LLMs as Rankers. In *Proceedings of the 2024 Conference of the North American Chapter of the Association for Computational Linguistics: Human Language Technologies* (*NAACL '24*). Kevin Duh, Helena Gomez, and Steven Bethard (Eds.). Association for Computational Linguistics, Mexico City, Mexico, 5712–5724. <https://doi.org/10.1145/10.1145/3616855.3635853>
- [63] Wei Wei, Xubin Ren, Jiabin Tang, Qinyong Wang, Lixin Su, Suqi Cheng, Junfeng Wang, Dawei Yin, and Chao Huang. 2024. LLMRec: Large Language Models with Graph Augmentation for Recommendation. In *Proceedings of the 17th ACM International Conference on Web Search and Data Mining* (Merida, Mexico) (*WSDM '24*). Association for Computing Machinery, New York, NY, USA, 806–815. <https://doi.org/10.1145/3616855.3635853>
- [64] Likang Wu, Zhi Zheng, Zhaopeng Qiu, Hao Wang, Hongchao Gu, Tingjia Shen, Chuan Qin, Chen Zhu, Hengshu Zhu, Qi Liu, Hui Xiong, and Enhong Chen. 2024. A Survey on Large Language Models for Recommendation. *World Wide Web* 27, 5 (Aug. 2024), 31 pages. <https://doi.org/10.1007/s11280-024-01291-2>
- [65] Yue Wu, Zhiqing Sun, Huizhuo Yuan, Kaixuan Ji, Yiming Yang, and Quanquan Gu. 2024. Self-play Preference Optimization for Language Model Alignment. *arXiv preprint arXiv:2405.00675* (2024).
- [66] Chen Xu, Wenjie Wang, Yuxin Li, Liang Pang, Jun Xu, and Tat-Seng Chua. 2024. A Study of Implicit Ranking Unfairness in Large Language Models. In *Findings of the Association for Computational Linguistics: EMNLP 2024*. 7957–7970.
- [67] Fan Yao, Yiming Liao, Jingzhou Liu, Shaoliang Nie, Qifan Wang, Haifeng Xu, and Hongning Wang. 2024. Unveiling User Satisfaction and Creator Productivity Trade-Offs in Recommendation Platforms. *Advances in Neural Information Processing Systems (NeurIPS)* (2024).
- [68] Ziyu Ye, Rishabh Agarwal, Tianqi Liu, Rishabh Joshi, Sarmishta Velury, Quoc V Le, Qijun Tan, and Yuan Liu. 2024. Evolving Alignment via Asymmetric Self-Play. *arXiv preprint arXiv:2411.00062* (2024).
- [69] An Zhang, Yuxin Chen, Leheng Sheng, Xiang Wang, and Tat-Seng Chua. 2024. On Generative Agents in Recommendation. In *Proceedings of the 47th International ACM SIGIR Conference on Research and Development in Information Retrieval* (Washington DC, USA) (*SIGIR '24*). Association for Computing Machinery, New York, NY, USA, 1807–1817. <https://doi.org/10.1145/3626772.3657844>

- [70] Jizhi Zhang, Keqin Bao, Yang Zhang, Wenjie Wang, Fuli Feng, and Xiangnan He. 2023. Is ChatGPT Fair for Recommendation? Evaluating Fairness in Large Language Model Recommendation. In *Proceedings of the 17th ACM Conference on Recommender Systems* (Singapore, Singapore) (*RecSys '23*). Association for Computing Machinery, New York, NY, USA, 993–999. <https://doi.org/10.1145/3604915.3608860>
- [71] Junjie Zhang, Yupeng Hou, Ruobing Xie, Wenqi Sun, Julian McAuley, Wayne Xin Zhao, Leyu Lin, and Ji-Rong Wen. 2024. AgentCF: Collaborative Learning with Autonomous Language Agents for Recommender Systems. In *Proceedings of the ACM Web Conference 2024* (Singapore, Singapore) (*WWW '24*). Association for Computing Machinery, New York, NY, USA, 3679–3689. <https://doi.org/10.1145/3589334.3645537>
- [72] Yang Zhang, Fuli Feng, Jizhi Zhang, Keqin Bao, Qifan Wang, and Xiangnan He. 2023. Collm: Integrating collaborative embeddings into large language models for recommendation. *arXiv preprint arXiv:2310.19488* (2023).
- [73] Wayne Xin Zhao, Kun Zhou, Junyi Li, Tianyi Tang, Xiaolei Wang, Yupeng Hou, Yingqian Min, Beichen Zhang, Junjie Zhang, Zican Dong, et al. 2023. A survey of large language models. *arXiv preprint arXiv:2303.18223* (2023).