

Dynamic Ensemble Reasoning for LLM Experts

Jinwu Hu^{1 2 *} Yufeng Wang^{1 3 *} Shuhai Zhang^{1 2 *} Kai Zhou¹
Guohao Chen^{1 2} Yu Hu⁴ Bin Xiao⁵ Mingkui Tan^{1 †}

¹South China University of Technology, ²Pazhou Laboratory, ³Peng Cheng Laboratory,
⁴Hong Kong Polytechnic University, ⁵Chongqing University of Posts and Telecommunications

Abstract

Ensemble reasoning for the strengths of different LLM experts is critical to achieving consistent and satisfactory performance on diverse inputs across a wide range of tasks. However, existing LLM ensemble methods are either computationally intensive or incapable of leveraging complementary knowledge among LLM experts for various inputs. In this paper, we propose a **Dynamic Ensemble Reasoning** paradigm, called **DER** to integrate the strengths of multiple LLM experts conditioned on dynamic inputs. Specifically, we model the LLM ensemble reasoning problem as a Markov Decision Process (MDP), wherein an agent sequentially takes inputs to request knowledge from an LLM candidate and passes the output to a subsequent LLM candidate. Moreover, we devise a reward function to train a DER-Agent to dynamically select an optimal answering route given the input questions, aiming to achieve the highest performance with as few computational resources as possible. Last, to fully transfer the expert knowledge from the prior LLMs, we develop a Knowledge Transfer Prompt (KTP) that enables the subsequent LLM candidates to transfer complementary knowledge effectively. Experiments demonstrate that our method uses fewer computational resources to achieve better performance compared to state-of-the-art baselines.

1 Introduction

Large Language Models (LLMs) such as LLaMA (Touvron et al. 2023a) and GPT-3.5 (Achiam et al. 2023) have exhibited remarkable performance across diverse tasks, including multi-round dialogue (Stark et al. 2023) and embodied intelligence (Mu et al. 2023). However, their variations in architectures, model sizes, and training data result in distinct strengths and weaknesses in different tasks (Jiang, Ren, and Lin 2023; Lu et al. 2023). Although training a larger LLM with more comprehensive data is possible to maintain excellent performance in all tasks, the cost is significant and often impractical. Consequently, it is crucial to assemble LLMs to enhance their generalization while minimizing the consumption of computational resources in practical applications.

Unfortunately, assembling knowledge of LLMs with limited computing cost is difficult partly for the following rea-

sons. 1) *Complex knowledge integration*: Each LLM is typically trained on different datasets, which may include varying levels of quality, diversity, and bias. Harmonizing these LLMs requires aligning their understanding with knowledge bases, posing challenges to integration (Jiang, Ren, and Lin 2023; Lu et al. 2023). 2) *High computational complexity*: LLMs are computationally intensive, requiring significant resources for inference. Combining LLMs increases this complexity, potentially necessitating more efficient algorithms to manage (Sheng et al. 2023; Wan et al. 2024).

Recently, LLM ensemble has emerged as a rapidly progressing research area to leverage the diverse strengths of multiple LLMs. Based on their strategies, most existing methods can be broadly divided into four types. The *Mixture-of-Experts* methods (Jiang et al. 2024; Tang et al. 2024) use a router network to select and activate a subset of experts to aggregate diverse expertise (see Figure 1 (a)), but they often require retraining, cannot integrate non-homologous LLM experts, and fail to leverage complementary knowledge among experts. The *parameter merging* methods (Yu et al. 2023; Matena and Raffel 2022) merge the parameters of homologous LLMs into a single unified model but cannot assemble non-homologous LLMs. The *rule-based* methods (Dong et al. 2023; Du et al. 2023) assemble the advantages of LLM by manually designing task-specific roles or fixed order. However, such a static setting makes it difficult for the integration to generalize in various domains. To avoid these issues, *agent-based* methods (Jiang, Ren, and Lin 2023; Lu et al. 2023) train an agent to dynamically integrate non-homologous LLMs with the various strengths, making them adaptable to various scenarios.

Despite the recent success of agent-based LLM ensemble methods in outperforming the best one among the LLMs across a wide range of downstream tasks, these methods still face certain limitations. Firstly, a common drawback in most existing methods (Jiang, Ren, and Lin 2023; Liu et al. 2023) is that they integrate LLMs based on the final outputs of all LLMs. These methods require prohibitively high computational costs to run all the LLM candidates and result in inefficient utilization of inference resources. Therefore, some easy samples that could be simply addressed by a single LLM have to run all the LLMs at expensive costs. For example, PairRanker (Jiang, Ren, and Lin 2023) requires significantly more parameters ($> 117B$) than a single LLM in in-

*Authors contributed equally: fhujinwu@gmail.com, 202310193334@mail.scut.edu.cn, sezhang-shuhai@mail.scut.edu.cn

†Corresponding author: mingkuitan@scut.edu.cn

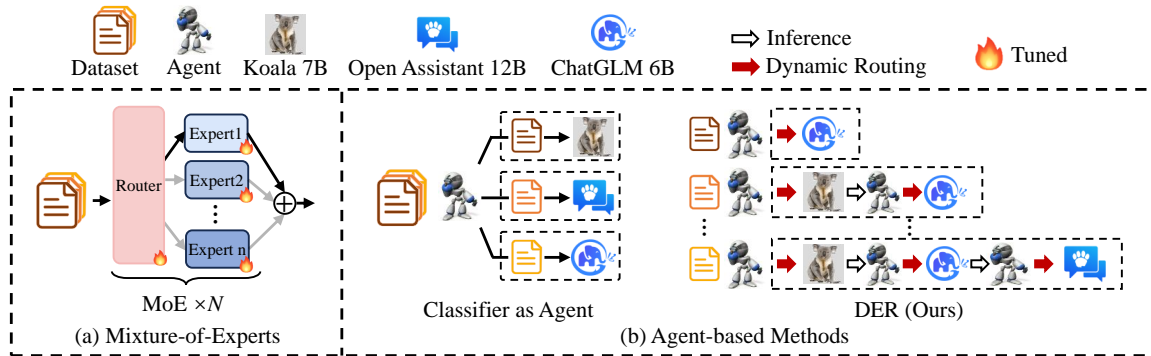


Figure 1: Illustration of different LLM ensemble strategies. (a) Ensemble with MoEs. (b) Ensemble with the agent, left: Ensemble with classification, right: Ensemble with our DER.

ference, potentially leading to unbearable resource wastage. Secondly, while some agent-based methods implement a classifier to accomplish the integration by selecting only one LLM candidate at each time with very little inference cost (see Figure 1(b), left), e.g., ZOOTER (Lu et al. 2023), their performance is limited by the fact that they do not leverage the complementary knowledge among LLMs.

To address the above limitations, we propose a novel **Dynamic Ensemble Reasoning** paradigm for integrating the strengths of multiple LLM experts, called **DER**. Given that LLMs are always trained on diverse datasets, we hypothesize that they possess complementary knowledge, which can be sequentially assembled. Nevertheless, the exponential growth in possible combinations of routes renders it impractical to address this challenge through classification tasks alone. To overcome this, we view knowledge transfer as a sequential decision process. Specifically, we model the LLM ensemble as a Markov Decision Process (MDP), where a DER-Agent dynamically requests contributions from LLMs and transfers this knowledge to subsequent LLM candidates (see Figure 1(b), right). Moreover, we develop a reward function to train the DER-Agent to select optimal answering routes based on input questions, aiming to maximize performance while minimizing computational resources. Additionally, we introduce a Knowledge Transfer Prompt (KTP) to facilitate effective knowledge transfer among LLMs. We summarize our main contributions as follows:

- We propose Dynamic Ensemble Reasoning (DER) for the LLM ensemble, modeling it as a Markov Decision Process (MDP) for efficient sequential knowledge transfer. This approach dynamically selects optimal answering routes, integrating complementary knowledge from various LLMs to maximize performance with minimal computational resources. Experiments show DER integrates the strengths of different LLMs, achieving nearly a *7-fold* parameter reduction compared to ensemble methods using the outputs of all LLMs.
- We introduce a Knowledge Transfer Prompt (KTP) to facilitate efficient knowledge sharing among LLMs and develop a reward function to train the DER-Agent. This ensures the DER-Agent can leverage expert knowledge from previous LLMs, optimizing task performance while significantly reducing computational costs. Experiments

show that more than 9% improvement is achieved on BARTScore using KTP and our reward function.

2 Related works

Mixture-of-Experts Methods. The Mixture-of-Experts methods integrate the knowledge of LLMs by selecting and activating a subset of experts through a router network. Jiang et al. (2024) propose a Sparse Mixture of Experts language model, which aggregates the knowledge of diverse experts by selecting two experts at each layer of the routing network to process the current state and combining their outputs. Tang et al. (2024) propose the Weight-Ensemble MoE method, which achieves assembling different expert knowledge by training a router to select and merge different LLM expert parameters. However, these methods often require re-fine-tuning of the MoE model and it is difficult for experts to utilize the complementary knowledge of other experts.

Parameter Merging Methods. These methods assemble the advantages of LLMs by merging the parameters of multiple homologous LLMs into a single model. Matena and Raffel (2022) propose the ‘‘Fisher merging’’, which merges the parameters of models with the same structure and initialization, achieving the ability to assemble different LLMs. Yu et al. (2023) introduce an operation called DARE to sparsify delta parameters of multiple homologous LLMs, and subsequently merge them into a single model by parameter averaging, realizing the ability to assemble LLMs. However, these methods cannot assemble non-homologous LLMs.

Rule-based Methods. These methods assemble LLMs by manually setting roles or fixed orders for specific tasks. Du et al. (2023) propose LLM-debate, in which multiple LLMs get a consensus in multiple rounds of common debate. Dong et al. (2023) use three LLMs, set up as analysts, coders, and testers, to collaboratively develop software in sequential execution. Despite the advantages of these to quickly assemble LLMs, this static setup is hard to generalize.

Agent-based Methods. These methods dynamically integrate the advantages of different non-homologous LLMs by training an agent and can be used in various scenarios. Jiang, Ren, and Lin (2023) propose the LLMs ensemble framework LLM-BLENDER in expectation of consistently superior performance, which selects the TOP-K responses by PairRanker and mixes them to generate final outputs using

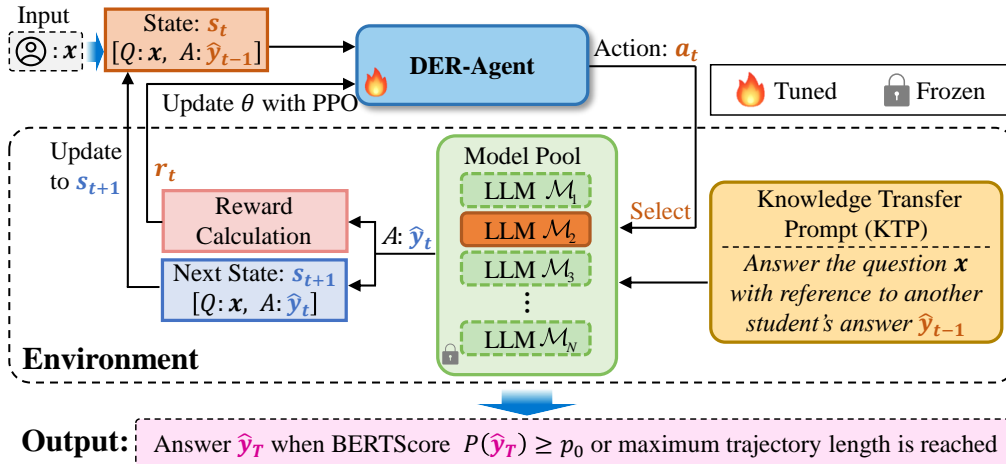


Figure 2: General diagram of DER. We formulate the LLM ensemble as an MDP and train DER-Agent to select an optimal answering route for inputs. At step t , the DER-Agent takes $s_t = [Q : x, A : \hat{y}_{t-1}]$ as input and selects an LLM \mathcal{M}_{a_t} to continue answering the question regarding the existing answer, leading to a new answer \hat{y}_t . We calculate a reward r_t with \hat{y}_t and update the state to s_{t+1} . This process will loop until the answer is evaluated as satisfactory enough or the max trajectory length.

the GENFUSER. Liu et al. (2023) propose DyLAN, which enables the LLM ensemble through multiple rounds of interaction and an early stopping mechanism. However, they are assembled with the outputs of all candidate LLMs, which tends to waste significant computational resources. Lu et al. (2023) propose ZOOTER, a reward-guided routing method that can directly and accurately assign each prompt to LLMs with expertise, using a small computational overhead. However, it is limited in answering performance because it does not utilize complementary knowledge between LLMs.

3 Proposed Methods

3.1 Problem definition and motivations

Problem Definition. Given an input question set $\{x_1, \dots, x_K\}$ with K questions, the LLM ensemble aims to aggregate the strengths of different LLMs (experts) to consistently achieve superior performance. Specifically, given an input question x and a model pool $\{\mathcal{M}_1, \dots, \mathcal{M}_N\}$ with N LLMs, we aim to select k models to answer the question together to improve the quality of the answer.

Motivations. Existing methods (Lu et al. 2023; Yao, Zhou, and Wang 2023) train an agent to select the most suitable LLM to answer each question individually (see Figure 1 (b), left). Although these methods can improve the answering performance, their performance is limited due to the underutilization of different knowledge contained in LLMs. To overcome this issue, we aim to develop an effective knowledge aggregation strategy to achieve superior performance. Intuitively, leveraging knowledge transfer from one LLM to another can compensate for individual LLM shortcomings, fostering a collaborative integration of diverse knowledge. Moreover, there exists an optimal knowledge transfer route for each question. *Unfortunately*, the number of possible route combinations is as large as $\sum_{k=1}^m N^k$, where N is the number of LLMs, k is the route length, and m is the maximum route length. In this sense, finding an optimal route for each sample poses a severe challenge.

To address the above issue, we naturally model the knowledge transfer as a sequential decision process, given its sequential nature. To this end, we require selecting certain models consecutively from the pool to answer the question, with each model able to refer to the responses provided by its predecessors (see Figure 1 (b), right). In this way, we derive an ultimate response from the terminal model. Our goal lies in identifying an optimal pathway of model execution $\text{Route}^* = [\mathcal{M}_i \Rightarrow \mathcal{M}_j \Rightarrow \dots \Rightarrow \mathcal{M}_k]$ to enhance the quality of the final answer with modest computational cost. As shown in Figure 2, we formulate the LLM ensemble as a Markov Decision Process (MDP) and train a DER-Agent to select an optimal answering route. At each time step t , the DER-Agent determines the next LLM to generate a response based on the input question and the current answer (initially absent). This procedure utilizes the Knowledge Transfer Prompt (KTP), facilitating the LLM to construct an answer that progressively integrates insights from the previous LLM. The newly formed answer serves as the next state, enabling the ongoing knowledge transfer. This process continues looping until the answer is evaluated as satisfactory or the maximum trajectory length is reached.

3.2 Dynamic ensemble as a MDP

We seek a general DER-Agent to select an optimal sequential execution route of LLMs for the input question x , obtaining the highest performance with the least possible computational resources. To this end, we formulate the selection of the sequential execution route of LLMs as Markov Decision Process (MDP) (Van Otterlo and Wiering 2012): $\langle \mathcal{S}, \mathcal{A}, \mathcal{T}, \mathcal{R}, \pi \rangle$. The state space of the environment is \mathcal{S} and the action space of the agent is \mathcal{A} . At time step t , the agent takes the state $s_t \in \mathcal{S}$ as input and performs an action $a_t \in \mathcal{A}$ through the policy network $\pi : \mathcal{S} \times \mathcal{A} \rightarrow [0, 1]$. The environment changes to the next state $s_{t+1} = \mathcal{T}(s_t, a_t)$ according to the transition function \mathcal{T} and a reward $r_t = \mathcal{R}(s_t, a_t)$ is received with reward function \mathcal{R} . The MDP is

detailed as follows:

States \mathcal{S} is a set of states which describe the environment. At time step t , the state consists of a question-answer pair: $s_t = [Q : x, A : \hat{y}_{t-1}]$, where x is the input question and \hat{y}_{t-1} is the answer from the selected LLM at time step $t-1$ (the answer is *None* initially). Thus, the agent judges the quality of the current answer by the question-answer pair and predicts which next LLM to answer.

Actions \mathcal{A} is a discrete set of actions the agent takes. The action space $\mathcal{A} = \{1, 2, \dots, N\}$ is the index of each LLM. At time step t , the agent gives the action $a_t \in \mathcal{A}$ based on the state s_t to select a next LLM \mathcal{M}_{a_t} from the model pool $\{\mathcal{M}_1, \dots, \mathcal{M}_N\}$.

Transition $\mathcal{T}(\mathcal{S}, \mathcal{A})$ is a function $\mathcal{T}: \mathcal{S} \times \mathcal{A} \rightarrow \mathcal{S}$ which maps a state s_t into a new state s_{t+1} . When the BERTScore $P(\hat{y}_T)$ for the answer \hat{y}_T reaches a manually-set threshold p_0 or the maximum trajectory length T_{max} is reached, this episode will be terminated and s_{T+1} is *None*. Otherwise, the selected LLM at time step t will answer the question x concerning the existing answer \hat{y}_{t-1} :

$$s_{t+1} = [Q : x, A : \hat{y}_t], \quad (1)$$

$$\text{where } \hat{y}_t = \mathcal{M}_{a_t}(KTP(x, \hat{y}_{t-1})). \quad (2)$$

$KTP(\cdot)$ is the Knowledge Transfer Prompt (KTP) that we designed to stitch together the question and answer from the previous LLM $\mathcal{M}_{a_{t-1}}$ and to promote the current LLM to answer the question x concerning the previous answer \hat{y}_{t-1} . The KTP is detailed in subsection 3.4.

Rewards $\mathcal{R}(\mathcal{S}, \mathcal{A})$ is the reward function. In the LLM ensemble task, the reward can be considered as an evaluation of the quality of the answer \hat{y} for the selected LLM \mathcal{M}_{a_t} . The details of the reward function are given in the subsection 3.3.

Policy $\pi_\theta(a | s) : \mathcal{A} \times \mathcal{S} \rightarrow [0, 1]$ describes the behaviors of the agent. During the training process, the agent takes the current state s_t as input and outputs a probability distribution for each possible action $a_t \in \mathcal{A} = \{1, 2, \dots, N\}$:

$$\pi(a_t = i | s_t; \theta) = \frac{\exp\{f_\theta(s_t)_i\}}{\sum_{j=1}^N \exp\{f_\theta(s_t)_j\}}, \quad (3)$$

where $f_\theta(s_t)$ is the output vector of the policy network with input s_t , and i denotes the index of the action. θ is the learnable parameters of the policy network.

The general diagram of the proposed DER is shown in Figure 2. Given an input question x , the DER is initialized with state $s_0 = [Q : x, A : \text{None}]$. The agent takes s_0 as input and gives an action a_0 so that an LLM \mathcal{M}_{a_0} is selected to answer the question with \hat{y}_0 . And then the reward r_0 is calculated for agent optimization based on the answer’s quality and computational resources. The state is updated to $s_1 = [Q : x, A : \hat{y}_0]$ with the answer \hat{y}_0 . The above process will continue until the BERTScore $P(\hat{y}_t)$ exceeds the threshold p_0 or the maximum trajectory length is reached. Finally, the last answer \hat{y}_T is obtained, which is high-quality thanks to the knowledge transfer among LLMs.

3.3 Reward function design

In our designed MDP, the reward function is defined to reflect three aspects: the quality of the answer provided by the

selected LLM, the increment quality of the answer, and the computational resources:

$$\mathcal{R}_t = \begin{cases} P(\hat{y}_t) - \alpha C(\mathcal{M}_{a_t}), & t = 0 \\ P(\hat{y}_t) + \beta \Delta P(\hat{y}) - \alpha C(\mathcal{M}_{a_t}), & t > 0, \end{cases} \quad (4)$$

where $P(\cdot)$ is the BERTScore, which is commonly used to evaluate the quality of generated text and its high correlation with human judgment (Zhang et al. 2019). The \hat{y}_t is the output answer of the selected LLM \mathcal{M}_{a_t} , $C(\cdot)$ is the computation cost of \mathcal{M}_{a_t} , $\Delta P(\hat{y}) = P(\hat{y}_t) - P(\hat{y}_{t-1})$ is the increment of the BERTScore of the answer from $t-1$ to t , and α, β is the coefficient to determine the ratio of computation cost and the increment of the score, respectively. In addition, we add additional rewards or penalties to allow the agent to complete the generation of routes in limited steps. Thus, the complete reward follows:

$$\mathcal{R}(s_t, a_t) = \begin{cases} \mathcal{R}_t + \gamma, & t \leq T_{max} \text{ and } P(\hat{y}_t) \geq p_0 \\ \mathcal{R}_t - \gamma, & t = T_{max} \text{ and } P(\hat{y}_t) < p_0, \end{cases} \quad (5)$$

where p_0 is the threshold of the BERTScore for which an environment gives an end, T_{max} is the maximum step size, and γ is the bias for extra rewards or penalties. Note that in the testing phase $P(\hat{y}_t) \geq p_0$ or $P(\hat{y}_t) < p_0$ is judged by one of our trained Terminator, which is a binary classifier.

3.4 Knowledge Transfer Prompt

We develop the Knowledge Transfer Prompt (KTP) to facilitate effective knowledge transfer among LLMs. The proposed KTP expects that the current LLM effectively uses the answer (knowledge) of the previous LLM \hat{y}_{t-1} without being limited by it, to improve the performance of generating a better answer to the input x . To ensure that LLM experts follow the knowledge transfer settings, we introduce a role-playing mechanism (Kong et al. 2024) into the KTP as:

Knowledge Transfer Prompt:

[x] \n There is an answer to the question from another student: \n [\hat{y}_{t-1}] \n Using another student’s answer as additional advice, you need to give a more satisfactory answer directly. DO NOT mention other students.

First, we treat the previous LLM’s answer \hat{y}_{t-1} as the “student’s answer”, thereby avoiding the overriding influence of the answer content of the predecessor. We then ask the current LLM to refer to the “student’s answer” to give a more satisfactory answer \hat{y}_t to question x via “you need to give a more satisfactory answer”. In addition, the proposed KTP avoids LLM outputting role-playing messages and irrelevant information by “DO NOT mention other students”.

3.5 Learning with proximal policy optimization

We use the Proximal Policy Optimization (PPO) (Schulman et al. 2017) to optimize the parameters θ of the DER-Agent (policy) due to the stability and sample-efficiency as:

Actor. The actor (DER-Agent) is trained for LLM selection according to the question-answer pair. To enhance the

Table 1: Comparison with LLMs and state-of-the-art baselines on the *MixInstruct*.

Category	Methods	Param. ↓		Time (s/sample) ↓	BARTScore ↑	BLEURT ↑	BERTScore ↑	GPT-Rank ↓
		Agent	Inference					
	Oracle (BARTScore)	–	–	–	-2.87	-0.38	73.23	–
	ChatGPT (Achiam et al. 2023)	–	≈175B	–	-3.00	-0.26	76.23	–
LLMs	MOSS (Sun et al. 2023)	–	16B	–	-3.65	-0.73	64.85	–
	Vicuna (Chiang et al. 2023)	–	13B	–	-3.44	-0.61	69.60	–
	Alpaca (Taori et al. 2023)	–	13B	–	-3.57	-0.53	71.46	–
	Baize (Xu et al. 2023)	–	13B	–	-3.53	-0.66	65.57	–
	Open Assistant (LAION-AI 2023)	–	12B	–	-3.45	-0.39	74.68	–
	Dolly2 (Conover et al. 2023)	–	12B	–	-3.83	-0.87	62.26	–
	FLAN-T5 (Chung et al. 2022)	–	11B	–	-4.57	-1.23	64.92	–
	Koala (Geng et al. 2023)	–	7B	–	-3.85	-0.84	63.96	–
	Mosaic MPT (Team et al. 2023)	–	7B	–	-3.72	-0.82	63.21	–
	StableLM (Stability-AI 2023)	–	7B	–	-4.12	-0.98	62.47	–
	ChatGLM (Du et al. 2022)	–	6B	–	-3.52	-0.62	70.38	–
Ensemble	Classifier-OPT	125M	13B	3.98	-3.44	-0.61	69.60	2.54
	PairRanker (Jiang, Ren, and Lin 2023)	400M	117B	44.41	-3.14	-0.38	73.03	1.93
	LLM-debate (Du et al. 2023)	–	234B	56.58	-3.51	-0.55	71.59	2.87
	ReConcile (Chen, Saha, and Bansal 2024)	–	351B	55.75	-3.79	-0.71	68.61	3.30
	sampling-voting (Li et al. 2024)	110M	234B	38.07	-3.39	-0.33	70.12	2.73
	DER (Ours)	125M	17B	9.32	-3.14	-0.31	75.00	1.62

ability of natural language understanding, we employ a pre-trained OPT-125M (Zhang et al. 2022) with two Linear layers connected to the last hidden layer, where the output dim is the number of Candidate LLMs N . In the off-policy algorithm, the old policy $\pi_{\theta_{old}}$ with old parameters θ_{old} is used to collect trajectories with the environment, while the policy π_{θ} is updated using trajectories collected by $\pi_{\theta_{old}}$.

Critic. The critic $V_{\phi}(s)$ is used to estimate the expected return v_t of the state s_t and calculate the advantage, which aids the actor in learning more efficiently and stably. The critic is composed of an OPT-125M with two Linear layers. But the output dim is set to one. Besides, the old critic $V_{\phi_{old}}(s)$ is used to collect trajectories, and the new critic $V_{\phi}(s)$ is updated using the collected trajectories.

Learning Objectives. The goal of the learning is to maximize the expected long-term return $\mathcal{J}(\theta)$:

$$\begin{aligned} \mathcal{J}(\theta) &= \mathbb{E}_{\tau \sim \pi_{\theta}(\tau)}[G(\tau)] \\ &= \mathbb{E}_{\tau \sim \pi_{\theta_{old}}(\tau)}[\min(\rho A^{\pi_{\theta_{old}}}(s_t, a_t), \\ &\quad \text{clip}(\rho, 1 - \epsilon, 1 + \epsilon) A^{\pi_{\theta_{old}}}(s_t, a_t))], \end{aligned} \quad (6)$$

where $G(\tau)$ is the total return of the trajectory $\tau = \{s_t, a_t, r_t, v_t, A^{\pi_{\theta_{old}}}(s_t, a_t)\}$ obtained by $\pi_{\theta_{old}}$ and $V_{\phi_{old}}$, $\rho = \frac{\pi_{\theta}(a_t|s_t)}{\pi_{\theta_{old}}(a_t|s_t)}$ is the ratio of the probability of action a_t given by π_{θ} and $\pi_{\theta_{old}}$ for state s_t , and ϵ is a hyperparameter, usually set to 0.2 (Schulman et al. 2017). The operation $\text{clip}(\rho, 1 - \epsilon, 1 + \epsilon)$ constrains ρ to the range $[1 - \epsilon, 1 + \epsilon]$, and $A^{\pi_{\theta_{old}}}(s_t, a_t) = r_t - V_{\phi_{old}}(s_t)$ is the advantage at t .

Training. The overview of the optimization process is presented in Algorithm 1. Specifically, given a Prompt-Answer dataset \mathcal{D} , we use $\pi_{\theta_{old}}$ and $V_{\phi_{old}}$ to interact with the environment to collect a trajectory τ and compute the advantage $A^{\pi_{\theta_{old}}}(s_t, a_t)$. We then put τ into the replay buffer \mathcal{B} . When a certain number of trajectories (such as M) have been collected, they are used to train the actor and critic. In particular, we first uniformly sample sequences from the replay buffer \mathcal{B} , and then calculate the expected long-term

Algorithm 1: PPO Training for DER

Require: Prompt-Answer dataset \mathcal{D} , DER-Agent π_{θ} , critic V_{ϕ} , replay buffer \mathcal{B} , buffer size M , training iterations m , actor θ and critic ϕ .

- 1: Initialize \mathcal{B} , parameters θ and ϕ .
- 2: **while** Not converged **do**
- 3: **for** (*question* x_i , *answer* y_i) in \mathcal{D} **do**
- 4: Collect a trajectory τ using old $\pi_{\theta_{old}}$ and $V_{\phi_{old}}$, and put it into \mathcal{B} .
- 5: **if** $|\mathcal{B}| = M$ **then**
- 6: **for** *iteration* = 1, 2, ..., M **do**
- 7: Uniformly sample $\tau \in \mathcal{B}$.
- 8: Calculate $\mathcal{J}(\theta)$ via Eqn. (6).
- 9: Update θ to maximize $\mathcal{J}(\theta)$.
- 10: Calculate TD error δ_t via Eqn. (7).
- 11: Update ϕ to minimize TD error δ_t .
- 12: **end for**
- 13: Empty the replay buffer \mathcal{B} .
- 14: Update $\theta_{old} \leftarrow \theta$.
- 15: Update $\phi_{old} \leftarrow \phi$.
- 16: **end if**
- 17: **end for**
- 18: **end while**

return $\mathcal{J}(\theta)$ so that to optimize the parameters of the policy π_{θ} . Besides, the Temporal Difference (TD) error δ_t is also calculated to optimize the parameters of the critic V_{ϕ} :

$$\delta_t = G_t - V_{\phi}(s_t), \quad (7)$$

where G_t is the total expected return starting from time step t . After training a certain number of times using the samples in the existing replay buffer \mathcal{B} , we clear the replay buffer and update the parameters of the old policy $\pi_{\theta_{old}}$ and critic $V_{\phi_{old}}$. Then we repeat the above operation until convergence.

4 Experiment

Datasets and LLM experts. Following the settings of PairRanker (Jiang, Ren, and Lin 2023), we use *MixInstruct* as

Table 2: Comparison with LLMs and state-of-the-art baselines on the *GSM8K*.

Category	Methods	Param. ↓		Accuracy (%) ↑	BARTScore ↑	BLEURT ↑	BERTScore ↑	GPT-Rank ↓
		Agent Inference						
LLMs	MOSS (Sun et al. 2023)	-	16B	19.41	-5.27	-0.58	70.14	-
	Vicuna (Chiang et al. 2023)	-	13B	33.74	-4.51	-0.43	74.68	-
	Alpaca (Taori et al. 2023)	-	13B	8.11	-5.86	-0.95	63.07	-
	Baize (Xu et al. 2023)	-	13B	31.08	-5.11	-0.59	69.97	-
	Open Assistant (LAION-AI 2023)	-	12B	16.60	-5.26	-0.58	70.64	-
	Dolly2 (Conover et al. 2023)	-	12B	11.52	-5.66	-0.88	67.27	-
	FLAN-T5 (Chung et al. 2022)	-	11B	24.03	-4.94	-0.42	74.68	-
	Koala (Geng et al. 2023)	-	7B	20.70	-4.94	-0.95	67.98	-
	Mosaic MPT (Team et al. 2023)	-	7B	23.43	-4.97	-0.53	70.77	-
	StableLM (Stability-AI 2023)	-	7B	19.56	-4.70	-0.39	74.76	-
Ensemble	ChatGLM (Du et al. 2022)	-	6B	21.08	-4.90	-0.57	72.64	-
	PairRanker (Jiang, Ren, and Lin 2023)	400M	117B	30.17	-4.74	-0.39	74.26	1.06
	LLM-debate (Du et al. 2023)	-	234B	19.71	-5.35	-0.74	68.39	1.43
DER (Ours)		125M	26B	34.98	-4.44	-0.41	75.14	0.51

the benchmark. In addition, we use the *GSM8K* (Cobbe et al. 2021) and *Multidomain* we constructed (see Appendix 2.3) for further evaluation. We select eleven LLM experts for the ensemble task: Open Assistant (LAION-AI 2023), Vicuna (Chiang et al. 2023), Alpaca (Taori et al. 2023), Baize (Xu et al. 2023), MOSS (Sun et al. 2023), ChatGLM (Du et al. 2022), Koala (Geng et al. 2023), Dolly2 (Conover et al. 2023), Mosaic MPT (Team et al. 2023), StableLM (Stability-AI 2023) and FLAN-T5 (Chung et al. 2022).

Baseline Methods. 1) Classifier-OPT (Appendix 2.5), 2) PairRanker (Jiang, Ren, and Lin 2023), 3) LLM-debate (Du et al. 2023) 4) ReConcile (Chen, Saha, and Bansal 2024), 5) sampling-voting (Li et al. 2024).

4.1 Comparison experiments

We compare our proposed DER, eleven LLM experts, ChatGPT, and state-of-the-art (SOTA) LLM ensemble methods to demonstrate our method superior performance. We conduct experiments on a variety of downstream tasks, including QA task (see Table 1), mathematical reasoning task (see Table 2), and multi-domain QA task (see Appendix 3.2).

DER is consistently better than single LLM. From Table 1, DER achieves better performance than a single LLM. Crucially, the DER on BARTScore is improved by 8.7% compared to Vicuna. In addition, DER reaches 98% of the ChatGPT performance on the BERTScore, while the inference parameters are only 10% of those of ChatGPT. We conclude that DER achieves better performance than the single LLM due to its ability to aggregate the complementary knowledge of diverse LLMs through knowledge transfer.

Trade-offs between performance and computational resources. As shown in Table 1, the proposed DER achieves better performance than the SOTA methods with a little cost. Specifically, the proposed DER reduces the computational overhead of LLMs inference by about 85% (117B \rightarrow 17B) compared to PairRanker, while DER increases the BERTScore by about 2.7% (73.03 \rightarrow 75.00) compared to PairRanker. In addition, our method is also the best performer on the GPT-Rank metric. The main reason is that the reward function of our design requires DER-Agent to aggregate the strengths of diverse LLMs on as few resources as possible while setting the maximum route length.

Table 3: Experimental results on the effect of KTP.

Version	BARTScore ↑	BLEURT ↑	BERTScore ↑
Random (w/o KTP)	-3.48	-0.45	72.69
Random	-3.42	-0.45	72.88
Ours (w/o KTP)	-3.29	-0.40	74.30
Ours	-3.14	-0.31	75.00

Table 4: Experimental results for the component of the reward function on *MixInstruct*. Notably, $\alpha = 0.001$.

α	β	γ	BARTScore	BLEURT	BERTScore
✓	✓		-3.32	-0.34	74.68
✓		✓	-3.22	-0.34	74.52
✓	✓	✓	-3.14	-0.31	75.00

Superior performance on mathematical reasoning.

From Table 2, DER outperforms SOTA methods on the mathematical reasoning task. Specifically, compared to PairRanker, DER reduces the inference cost by more than 77% and increases the Accuracy by about 16%. We conclude that DER effectively aggregates the strengths of LLMs to generate better mathematical reasoning results after the knowledge transmission through them.

4.2 Ablation studies

Effectiveness of Knowledge Transfer Prompt. We compare DER and DER (w/o KTP) to demonstrate the effectiveness of the Knowledge Transfer Prompt (KTP). As shown in Table 8, the proposed KTP effectively improves the performance of DER. Specifically, there is a 4.6% increase in BARTScore after using the KTP. This is strong support for the fact that the use of a role-playing prompt allows the LLM to leverage the knowledge of the previous LLM to produce a more satisfactory output (Kong et al. 2024).

Effectiveness of LLM ensemble using MDP. As shown in Table 8, compared with the randomly generated route method, the DER outperforms the randomly generated route method by 2.31 in BERTScore. The primary reason is that by modeling the LLM ensemble as an MDP, the trained DER-Agent chooses an appropriate LLM based on the answer of the previous LLM to continue the answering.

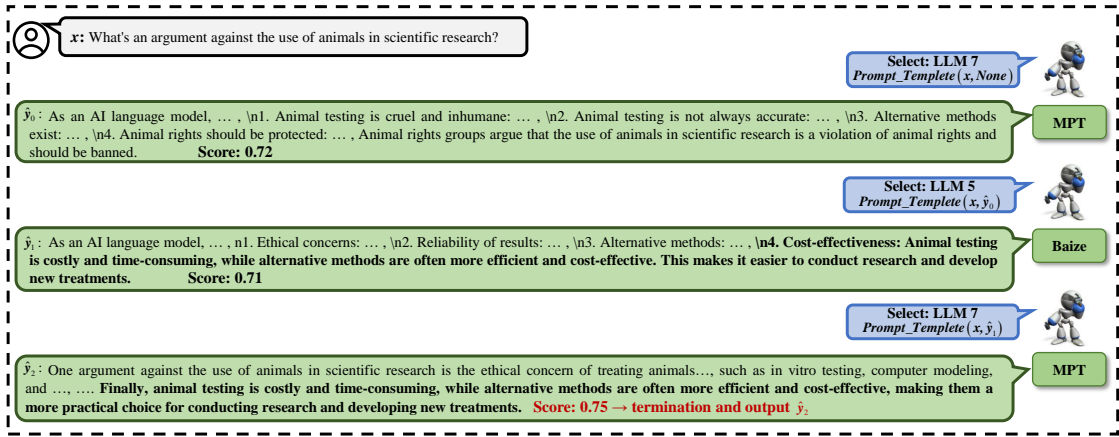


Figure 3: Example of DER executing the answering task. See the Appendix 5 for more examples.

Table 5: Experimental results with different reachable maximum step (T_{max}) and without Terminator (w/o Term.).

Version	Param.	BARTScore	BLEURT	BERTScore
$T_{max} = 3$	15B	-3.15	-0.32	74.97
$T_{max} = 4$	17B	-3.14	-0.31	75.00
T_{max} (w/o Term.)	28B	-3.15	-0.34	73.32
$T_{max} = 5$	20B	-3.16	-0.32	74.94

Table 6: Statistics of answer route length generated by DER on *MixInstruct* testset for all samples.

Length	$T = 1$	$T = 2$	$T = 3$	$T = 4$
Percentage	38.1%	17.6%	6.1%	38.2%

Effects of the reward function \mathcal{R} . We study the effects of $\beta\Delta P(\hat{y})$ and γ in reward function on the performance of DER, by conditioning $\beta = 0$ or $\gamma = 0$ in Equation (4) and (5). As shown in Table 4, whenever $\beta = 0$ or $\gamma = 0$ both lead to about 3% performance degradation of DER on the BARTScore metric. This provides strong support for adding additional rewards/penalties to our reward function (in Section 3.3) for answering the performance increase and whether or not completing the task within a finite step size improves DER’s performance on the LLM ensemble task.

Effects of the Terminator. We study the effect of Terminator on DER at the maximum reachable step $T_{max} = 4$. As shown in Table 5, DER with Terminator reduces the parameters by 39% while also improving the BERTScore by 1.68. This is because the route reaches the endpoint when the Terminator believes that the output answer is greater than or equal to the threshold $p_0 = 0.73$ on the BERTScore metric (selection of p_0 see Appendix 4.2). Therefore, using Terminator reduces the average computational resources required for inference of LLMs and results in better performance.

Effects of the maximum reachable step T_{max} . As shown in Table 5, as the maximum reachable step increases, the average parameter of the LLMs inference also increases, but it does not make a significant difference to the performance. Therefore, we set the T_{max} to 4. In addition, we count the length of answer routes generated by DER for all

Table 7: Experiments to the number of experts per state.

Version	Agent Inference	BARTScore	BLEURT	BERTScore
Two experts	125M 49B	-3.23	-0.33	74.80
One expert	125M 17B	-3.14	-0.31	75.00

samples. As shown in Table 6, a substantial majority, i.e., 55.7% of DER’s answer routes on *MixInstruct* have a length $T \leq 2$, validating the practical efficiency of DER.

Effects of the number of experts selected for each state.

We conduct experiments where two experts are selected in each state to demonstrate that selecting one expert per state is optimal. From Table 7, DER produces better-generated answers by selecting an expert per state, with a 65% reduction in inference parameters. One possible explanation for this phenomenon is that the knowledge gained from the non-optimal experts selected in each state affects the quality of the answer of the expert in the next state.

4.3 Example of DER

From Figure 3, the DER-Agent selects a suitable LLM to continue the answering task as the sequence decision process proceeds, and the answering performance ends up being the best. Notably, the next LLM expert tends to leverage the knowledge of the previous LLM expert to improve the output answer. Thus, DER assembles complementary knowledge among LLMs to obtain better output answers.

5 Conclusion

In this paper, we propose a novel dynamic ensemble reasoning method, called DER, to integrate the strengths of LLM experts dynamically conditioned on dynamic inputs. Specifically, we model the LLM ensemble as an MDP, where a DER-Agent takes dynamic inputs, sequentially asks an LLM candidate to provide knowledge, and passes the knowledge to subsequent LLM candidates. We devise a reward function to train a DER-Agent to select an optimal answering route given the input questions, aiming to achieve the highest performance with as little computational cost as possible. We develop a KTP that enables the subsequent LLM to utilize the expert knowledge of the prior LLMs. Experiments

demonstrate that DER integrates the advantages of LLMs with only 15% of the inference parameters compared to the LLM ensemble methods based on the output of all LLMs.

References

- Achiam, J.; Adler, S.; Agarwal, S.; Ahmad, L.; Akkaya, I.; Aleman, F. L.; Almeida, D.; Altenschmidt, J.; Altman, S.; Anadkat, S.; et al. 2023. Gpt-4 technical report. *arXiv preprint arXiv:2303.08774*.
- Anil, R.; Dai, A. M.; Firat, O.; Johnson, M.; Lepikhin, D.; Passos, A.; Shakeri, S.; Taropa, E.; Bailey, P.; Chen, Z.; et al. 2023. Palm 2 technical report. *arXiv preprint arXiv:2305.10403*.
- Austin, J.; Odena, A.; Nye, M.; Bosma, M.; Michalewski, H.; Dohan, D.; Jiang, E.; Cai, C.; Terry, M.; Le, Q.; et al. 2021. Program synthesis with large language models. *arXiv preprint arXiv:2108.07732*.
- Bellemare, M. G.; Dabney, W.; and Munos, R. 2017. A distributional perspective on reinforcement learning. In *International Conference on Machine Learning*, 449–458. PMLR.
- Brown, T.; Mann, B.; Ryder, N.; Subbiah, M.; Kaplan, J. D.; Dhariwal, P.; Neelakantan, A.; Shyam, P.; Sastry, G.; Askell, A.; et al. 2020. Language models are few-shot learners. *Advances in Neural Information Processing Systems*, 33: 1877–1901.
- Chen, J. C.-Y.; Saha, S.; and Bansal, M. 2024. Reconcile: Round-table conference improves reasoning via consensus among diverse llms. *The 62st Annual Meeting Of The Association For Computational Linguistics*.
- Chen, M.; Tworek, J.; Jun, H.; Yuan, Q.; Pinto, H. P. d. O.; Kaplan, J.; Edwards, H.; Burda, Y.; Joseph, N.; Brockman, G.; et al. 2021. Evaluating large language models trained on code. *arXiv preprint arXiv:2107.03374*.
- Chiang, W.-L.; Li, Z.; Lin, Z.; Sheng, Y.; Wu, Z.; Zhang, H.; Zheng, L.; Zhuang, S.; Zhuang, Y.; Gonzalez, J. E.; et al. 2023. Vicuna: An open-source chatbot impressing gpt-4 with 90%* chatgpt quality. See <https://vicuna.lmsys.org> (accessed 14 April 2023).
- Chowdhery, A.; Narang, S.; Devlin, J.; Bosma, M.; Mishra, G.; Roberts, A.; Barham, P.; Chung, H. W.; Sutton, C.; Gehrmann, S.; et al. 2023. Palm: Scaling language modeling with pathways. *Journal of Machine Learning Research*, 24(240): 1–113.
- Chung, H. W.; Hou, L.; Longpre, S.; Zoph, B.; Tay, Y.; Fedus, W.; Li, Y.; Wang, X.; Dehghani, M.; Brahma, S.; et al. 2022. Scaling instruction-finetuned language models. *arXiv preprint arXiv:2210.11416*.
- Cobbe, K.; Kosaraju, V.; Bavarian, M.; Chen, M.; Jun, H.; Kaiser, L.; Plappert, M.; Tworek, J.; Hilton, J.; Nakano, R.; et al. 2021. Training verifiers to solve math word problems. *arXiv preprint arXiv:2110.14168*.
- Conover, M.; Hayes, M.; Mathur, A.; Meng, X.; Xie, J.; Wan, J.; Shah, S.; Ghodsi, A.; Wendell, P.; Zaharia, M.; et al. 2023. Free dolly: Introducing the world’s first truly open instruction-tuned llm.
- Deng, C.; Zhang, T.; He, Z.; Chen, Q.; Shi, Y.; Xu, Y.; Fu, L.; Zhang, W.; Wang, X.; Zhou, C.; et al. 2024. K2: A foundation language model for geoscience knowledge understanding and utilization. In *Proceedings of the 17th ACM International Conference on Web Search and Data Mining*, 161–170.
- Devlin, J.; Chang, M.-W.; Lee, K.; and Toutanova, K. 2018. Bert: Pre-training of deep bidirectional transformers for language understanding. *arXiv preprint arXiv:1810.04805*.
- Dong, Y.; Jiang, X.; Jin, Z.; and Li, G. 2023. Self-collaboration Code Generation via ChatGPT. *arXiv preprint arXiv:2304.07590*.
- Du, Y.; Li, S.; Torralba, A.; Tenenbaum, J. B.; and Mordatch, I. 2023. Improving Factuality and Reasoning in Language Models through Multiagent Debate. *arXiv preprint arXiv:2305.14325*.
- Du, Z.; Qian, Y.; Liu, X.; Ding, M.; Qiu, J.; Yang, Z.; and Tang, J. 2021. Glm: General language model pre-training with autoregressive blank infilling. *arXiv preprint arXiv:2103.10360*.
- Du, Z.; Qian, Y.; Liu, X.; Ding, M.; Qiu, J.; Yang, Z.; and Tang, J. 2022. GLM: General Language Model Pretraining with Autoregressive Blank Infilling. In *Proceedings of the 60th Annual Meeting of the Association for Computational Linguistics*, 320–335.
- Geng, X.; Gudibande, A.; Liu, H.; Wallace, E.; Abbeel, P.; Levine, S.; and Song, D. 2023. Koala: A Dialogue Model for Academic Research. Blog Post.
- He, P.; Gao, J.; and Chen, W. 2021. Debertav3: Improving deberta using electra-style pre-training with gradient-disentangled embedding sharing. *arXiv preprint arXiv:2111.09543*.
- He, P.; Liu, X.; Gao, J.; and Chen, W. 2020. Deberta: Decoding-enhanced bert with disentangled attention. *arXiv preprint arXiv:2006.03654*.
- Janner, M.; Fu, J.; Zhang, M.; and Levine, S. 2019. When to trust your model: Model-based policy optimization. *Advances in Neural Information Processing Systems*, 32.
- Jiang, A. Q.; Sablayrolles, A.; Roux, A.; Mensch, A.; Savary, B.; Bamford, C.; Chaplot, D. S.; Casas, D. d. l.; Hanna, E. B.; Bressand, F.; et al. 2024. Mixtral of experts. *arXiv preprint arXiv:2401.04088*.
- Jiang, D.; Ren, X.; and Lin, B. Y. 2023. LLM-Blender: Ensembling Large Language Models with Pairwise Comparison and Generative Fusion. *Proceedings of the 61th Annual Meeting of the Association for Computational Linguistics*, 1: 14165–14178.
- Kaelbling, L. P.; Littman, M. L.; and Moore, A. W. 1996. Reinforcement learning: A survey. *Journal of Artificial Intelligence Research*, 4: 237–285.
- Kong, A.; Zhao, S.; Chen, H.; Li, Q.; Qin, Y.; Sun, R.; Zhou, X.; Wang, E.; and Dong, X. 2024. Better Zero-Shot Reasoning with Role-Play Prompting. In *Proceedings of the 2024 Conference of the North American Chapter of the Association for Computational Linguistics: Human Language Technologies (Volume 1: Long Papers)*, 4099–4113.

- LAION-AI. 2023. Open assistant.
- Lewis, M.; Liu, Y.; Goyal, N.; Ghazvininejad, M.; Mohamed, A.; Levy, O.; Stoyanov, V.; and Zettlemoyer, L. 2019. Bart: Denoising sequence-to-sequence pre-training for natural language generation, translation, and comprehension. *arXiv preprint arXiv:1910.13461*.
- Li, J.; Zhang, Q.; Yu, Y.; Fu, Q.; and Ye, D. 2024. More agents is all you need. *arXiv preprint arXiv:2402.05120*.
- Lillicrap, T. P.; Hunt, J. J.; Pritzel, A.; Heess, N.; Erez, T.; Tassa, Y.; Silver, D.; and Wierstra, D. 2015. Continuous control with deep reinforcement learning. *arXiv preprint arXiv:1509.02971*.
- Lin, C.-Y. 2004. Rouge: A package for automatic evaluation of summaries. In *Text Summarization Branches Out*, 74–81.
- Liu, Y.; Ott, M.; Goyal, N.; Du, J.; Joshi, M.; Chen, D.; Levy, O.; Lewis, M.; Zettlemoyer, L.; and Stoyanov, V. 2019. Roberta: A robustly optimized bert pretraining approach. *arXiv preprint arXiv:1907.11692*.
- Liu, Z.; Zhang, Y.; Li, P.; Liu, Y.; and Yang, D. 2023. Dynamic LLM-Agent Network: An LLM-agent Collaboration Framework with Agent Team Optimization. *arXiv preprint arXiv:2310.02170*.
- Lu, K.; Yuan, H.; Lin, R.; Lin, J.; Yuan, Z.; Zhou, C.; and Zhou, J. 2023. Routing to the Expert: Efficient Reward-guided Ensemble of Large Language Models. *arXiv preprint arXiv:2311.08692*.
- Luo, Z.; Xu, C.; Zhao, P.; Sun, Q.; Geng, X.; Hu, W.; Tao, C.; Ma, J.; Lin, Q.; and Jiang, D. 2023. Wizardcoder: Empowering code large language models with evol-instruct. *arXiv preprint arXiv:2306.08568*.
- Matena, M. S.; and Raffel, C. A. 2022. Merging models with fisher-weighted averaging. *Advances in Neural Information Processing Systems*, 35: 17703–17716.
- Mnih, V.; Badia, A. P.; Mirza, M.; Graves, A.; Lillicrap, T.; Harley, T.; Silver, D.; and Kavukcuoglu, K. 2016. Asynchronous methods for deep reinforcement learning. In *International Conference on Machine Learning*, 1928–1937. PMLR.
- Mu, Y.; Zhang, Q.; Hu, M.; Wang, W.; Ding, M.; Jin, J.; Wang, B.; Dai, J.; Qiao, Y.; and Luo, P. 2023. Embodiedgpt: Vision-language pre-training via embodied chain of thought. *arXiv preprint arXiv:2305.15021*.
- Peng, B.; Galley, M.; He, P.; Cheng, H.; Xie, Y.; Hu, Y.; Huang, Q.; Liden, L.; Yu, Z.; Chen, W.; et al. 2023. Check your facts and try again: Improving large language models with external knowledge and automated feedback. *arXiv preprint arXiv:2302.12813*.
- Peng, B.; Li, X.; Gao, J.; Liu, J.; and Wong, K.-F. 2018. Deep Dyna-Q: Integrating Planning for Task-Completion Dialogue Policy Learning. In *Proceedings of the 56th Annual Meeting of the Association for Computational Linguistics*, 2182–2192.
- Radford, A.; Narasimhan, K.; Salimans, T.; Sutskever, I.; et al. 2018. Improving language understanding by generative pre-training.
- Radford, A.; Wu, J.; Child, R.; Luan, D.; Amodei, D.; Sutskever, I.; et al. 2019. Language models are unsupervised multitask learners. *OpenAI Blog*, 1(8): 9.
- Raffel, C.; Shazeer, N.; Roberts, A.; Lee, K.; Narang, S.; Matena, M.; Zhou, Y.; Li, W.; and Liu, P. J. 2020. Exploring the limits of transfer learning with a unified text-to-text transformer. *The Journal of Machine Learning Research*, 21(1): 5485–5551.
- Rummery, G. A.; and Niranjan, M. 1994. *On-line Q-learning using connectionist systems*, volume 37. University of Cambridge, Department of Engineering Cambridge, UK.
- Schulman, J.; Levine, S.; Abbeel, P.; Jordan, M.; and Moritz, P. 2015. Trust region policy optimization. In *International Conference on Machine Learning*, 1889–1897. PMLR.
- Schulman, J.; Wolski, F.; Dhariwal, P.; Radford, A.; and Klimov, O. 2017. Proximal policy optimization algorithms. *arXiv preprint arXiv:1707.06347*.
- Sellam, T.; Das, D.; and Parikh, A. 2020. BLEURT: Learning Robust Metrics for Text Generation. In *Proceedings of the 58th Annual Meeting of the Association for Computational Linguistics*, 7881–7892.
- Shao, Z.; Yu, Z.; Wang, M.; and Yu, J. 2023. Prompting large language models with answer heuristics for knowledge-based visual question answering. In *Proceedings of the IEEE/CVF Conference on Computer Vision and Pattern Recognition*, 14974–14983.
- Shen, J.; Lai, H.; Liu, M.; Zhao, H.; Yu, Y.; and Zhang, W. 2023. Adaptation Augmented Model-based Policy Optimization. *Journal of Machine Learning Research*, 24(218): 1–35.
- Sheng, Y.; Zheng, L.; Yuan, B.; Li, Z.; Ryabinin, M.; Chen, B.; Liang, P.; Ré, C.; Stoica, I.; and Zhang, C. 2023. Flexgen: High-throughput generative inference of large language models with a single GPU. In *International Conference on Machine Learning*, 31094–31116. PMLR.
- Stability-AI. 2023. Stablelm: Stability ai language models.
- Stark, C.; Chun, B.; Charleston, C.; Ravi, V.; Pabon, L.; Sunkari, S.; Mohan, T.; Stone, P.; and Hart, J. 2023. Dobby: A Conversational Service Robot Driven by GPT-4. *arXiv preprint arXiv:2310.06303*.
- Sun, T.; Zhang, X.; He, Z.; Li, P.; Cheng, Q.; Yan, H.; Liu, X.; Shao, Y.; Tang, Q.; Zhao, X.; Chen, K.; Zheng, Y.; Zhou, Z.; Li, R.; Zhan, J.; Zhou, Y.; Li, L.; Yang, X.; Wu, L.; Yin, Z.; Huang, X.; and Qiu, X. 2023. MOSS: Training Conversational Language Models from Synthetic Data.
- Sutton, R. S.; McAllester, D.; Singh, S.; and Mansour, Y. 1999. Policy gradient methods for reinforcement learning with function approximation. *Advances in Neural Information Processing Systems*, 12.
- Tang, A.; Shen, L.; Luo, Y.; Yin, N.; Zhang, L.; and Tao, D. 2024. Merging Multi-Task Models via Weight-Ensembling Mixture of Experts. *arXiv preprint arXiv:2402.00433*.
- Taori, R.; Gulrajani, I.; Zhang, T.; Dubois, Y.; Li, X.; Guestrin, C.; Liang, P.; and Hashimoto, T. B. 2023. Stanford alpaca: An instruction-following llama model.

- Tay, Y.; Dehghani, M.; Tran, V. Q.; Garcia, X.; Wei, J.; Wang, X.; Chung, H. W.; Bahri, D.; Schuster, T.; Zheng, S.; et al. 2022. UI2: Unifying language learning paradigms. In *The Eleventh International Conference on Learning Representations*.
- Team, M. N.; et al. 2023. Introducing mpt-7b: A new standard for open-source, ly usable llms.
- Touvron, H.; Lavril, T.; Izacard, G.; Martinet, X.; Lachaux, M.-A.; Lacroix, T.; Rozière, B.; Goyal, N.; Hambro, E.; Azhar, F.; et al. 2023a. Llama: Open and efficient foundation language models. *arXiv preprint arXiv:2302.13971*.
- Touvron, H.; Martin, L.; Stone, K.; Albert, P.; Almahairi, A.; Babaei, Y.; Bashlykov, N.; Batra, S.; Bhargava, P.; Bhosale, S.; et al. 2023b. Llama 2: Open foundation and fine-tuned chat models. *arXiv preprint arXiv:2307.09288*.
- Van Otterlo, M.; and Wiering, M. 2012. Reinforcement learning and markov decision processes. In *Reinforcement Learning: State-of-the-Art*, 3–42. Springer.
- Vaswani, A.; Shazeer, N.; Parmar, N.; Uszkoreit, J.; Jones, L.; Gomez, A. N.; Kaiser, Ł.; and Polosukhin, I. 2017. Attention is all you need. *Advances in Neural Information Processing Systems*, 30.
- Wan, F.; Huang, X.; Cai, D.; Quan, X.; Bi, W.; and Shi, S. 2024. Knowledge Fusion of Large Language Models. *International Conference on Learning Representations*.
- Wang, Y.; Kordi, Y.; Mishra, S.; Liu, A.; Smith, N. A.; Khashabi, D.; and Hajishirzi, H. 2022. Self-instruct: Aligning language model with self generated instructions. *arXiv preprint arXiv:2212.10560*.
- Watkins, C. J. C. H. 1989. Learning from delayed rewards.
- Wei, J.; Tay, Y.; Bommasani, R.; Raffel, C.; Zoph, B.; Borgeaud, S.; Yogatama, D.; Bosma, M.; Zhou, D.; Metzler, D.; et al. 2022a. Emergent abilities of large language models. *arXiv preprint arXiv:2206.07682*.
- Wei, J.; Wang, X.; Schuurmans, D.; Bosma, M.; Xia, F.; Chi, E.; Le, Q. V.; Zhou, D.; et al. 2022b. Chain-of-thought prompting elicits reasoning in large language models. *Advances in Neural Information Processing Systems*, 35: 24824–24837.
- Williams, R. J. 1992. Simple statistical gradient-following algorithms for connectionist reinforcement learning. *Machine Learning*, 8: 229–256.
- Workshop, B.; Scao, T. L.; Fan, A.; Akiki, C.; Pavlick, E.; Ilić, S.; Hesslow, D.; Castagné, R.; Luccioni, A. S.; Yvon, F.; et al. 2022. Bloom: A 176b-parameter open-access multilingual language model. *arXiv preprint arXiv:2211.05100*.
- Wu, C.; Lin, W.; Zhang, X.; Zhang, Y.; Xie, W.; and Wang, Y. 2024. PMC-LLaMA: toward building open-source language models for medicine. *Journal of the American Medical Informatics Association*, ocae045.
- Xu, C.; Guo, D.; Duan, N.; and McAuley, J. 2023. Baize: An open-source chat model with parameter-efficient tuning on self-chat data. *arXiv preprint arXiv:2304.01196*.
- Yao, J.; Zhou, Z.; and Wang, Q. 2023. Solving math word problem with problem type classification. In *CCF International Conference on Natural Language Processing and Chinese Computing*, 123–134. Springer.
- Yu, L.; Yu, B.; Yu, H.; Huang, F.; and Li, Y. 2023. Language Models are Super Mario: Absorbing Abilities from Homologous Models as a Free Lunch. *arXiv preprint arXiv:2311.03099*.
- Yuan, W.; Neubig, G.; and Liu, P. 2021. Bartscore: Evaluating generated text as text generation. *Advances in Neural Information Processing Systems*, 34: 27263–27277.
- Zhang, S.; Roller, S.; Goyal, N.; Artetxe, M.; Chen, M.; Chen, S.; Dewan, C.; Diab, M.; Li, X.; Lin, X. V.; et al. 2022. Opt: Open pre-trained transformer language models. *arXiv preprint arXiv:2205.01068*.
- Zhang, T.; Kishore, V.; Wu, F.; Weinberger, K. Q.; and Artzi, Y. 2019. Bertscore: Evaluating text generation with bert. *arXiv preprint arXiv:1904.09675*.
- Zhao, W. X.; Zhou, K.; Li, J.; Tang, T.; Wang, X.; Hou, Y.; Min, Y.; Zhang, B.; Zhang, J.; Dong, Z.; et al. 2023. A survey of large language models. *arXiv preprint arXiv:2303.18223*.
- Zhu, Y.; Kiros, R.; Zemel, R.; Salakhutdinov, R.; Urtasun, R.; Torralba, A.; and Fidler, S. 2015. Aligning books and movies: Towards story-like visual explanations by watching movies and reading books. In *Proceedings of the IEEE International Conference on Computer Vision*, 19–27.

A More related works

A.1 Large Language Models

Recent advances in natural language processing (NLP) have led to the development of powerful large language models (LLMs). LLMs are composed of Transformer architecture (Vaswani et al. 2017) and pre-trained on large amounts of textual data. With the scaling of the model size and data size, they perform surprising abilities (Wei et al. 2022a) in solving a series of complex tasks, such as high-quality question-answering (Shao et al. 2023; Peng et al. 2023), coding (Chen et al. 2021), and intermediate reasoning (Wei et al. 2022b). They pose a significant impact on the AI community, leading to the rethinking of the possibilities of artificial general intelligence (AGI) (Zhao et al. 2023). Based on the transformer structure, the existing LLMs can be classified into three categories:

Encoder-only models. The encoder-only models are also known as an auto-encoder. They consist solely of encoder components derived from the Transformer, which was originally designed for tasks like translation. In an encoder-only setup, the model processes the input data sequentially in layers, extracting and encoding information as it progresses. A typical example of encoder-only models is BERT from Google (Devlin et al. 2018), a language representation model with bidirectional Transformer encoders. It is trained on BooksCorpus (Zhu et al. 2015) (800M words) and English Wikipedia (2,500M words). It pushes the GLUE score to 80.5% and MultiNLI accuracy to 86.7%. Other encoder-only models are mostly the variants of BERT, such as RoBERTa from Meta (Liu et al. 2019) and DeBERTa (He et al. 2020) from Microsoft.

Decoder-only models. This kind of model consists solely of decoder components of the Transformer. Decoder-only models typically employ designs like auto-regressive models, where the output is produced token-by-token. Each token generated by the decoder is conditioned on the previous tokens. The typical decoder-only models are the Generative Pre-trained Transformer (GPT) series (Radford et al. 2018, 2019; Brown et al. 2020; Achiam et al. 2023) developed by OpenAI. Taking the GPT-3 as an example, it is composed of multiple Transformer decoders with up to 175 billion parameters, making it one of the largest language models at the time of its release. It is trained on 300 billion tokens over Common Crawl (Raffel et al. 2020), WebText2, Books1, Books2, and Wikipedia datasets. It has demonstrated strong zero-shot and few-shot learning abilities on many language tasks. Besides GPT series, many decoder-only models are also developed, such as OPT, LLaMA, Llama 2 from Meta (Zhang et al. 2022; Touvron et al. 2023a,b), PaLM, PaLM 2 from Google (Chowdhery et al. 2023; Anil et al. 2023), and BLOOM from BigScience (Workshop et al. 2022).

Encoder-decoder models. This kind of model consists of both the encoder and decoder of the Transformer. It can combine the advantages of the above two structures and complete tasks that require both understanding inputs and generating long sequences. The existing encoder-decoder models include the GLM from Tsinghua University (Du et al. 2021), T5, FLAN-T5, UL2 from Google (Raffel et al.

2020; Chung et al. 2022; Tay et al. 2022), and BART from Meta (Lewis et al. 2019). Taking the GLM as an example, the model uses autoregressive blank infilling to address the three main problems in NLP: natural language understanding (NLU), unconditional generation, and conditional generation. It has a maximum of 130 billion parameters and is pre-trained on BookCorpus (Tay et al. 2022) and Wikipedia. GLM outperforms BERT on the SuperGLUE benchmark by 4.6%-5.0% and also significantly outperforms FLAN-T5 on NLU as well as the generation tasks with fewer parameters and data.

A.2 Reinforcement Learning

Reinforcement learning (RL) (Kaelbling, Littman, and Moore 1996) is a type of machine learning where an agent learns to make decisions by performing actions in an environment and receiving feedback through rewards or penalties. The learning objective in RL is to maximize the cumulative reward. Unlike supervised learning where models are trained using a dataset containing input-output pairs, RL involves an agent that learns from the consequences of its actions, typically through a system of rewards and penalties. This trial-and-error approach and the focus on decision-making in uncertain environments set RL apart from supervised learning’s reliance on labeled datasets for training. Based on whether the environment is modeled, we can classify existing reinforcement learning algorithms into two categories: Model-free RL and Model-based RL.

Model-free RL. The Model-free RL algorithms learn the agent directly based on trajectory samples generated during the interaction with the environment. Based on the representation of the model, this kind of algorithm can be further classified into actor-only algorithm, critic-only algorithm and actor-critic algorithm. In actor-only algorithms, a policy network $\pi_{\theta}(a | s)$ is directly used to represent the behavior of the agent. This type of algorithm puts the current state s_t into the policy network π and outputs the current action a_t . The corresponding algorithms include Reinforce (Williams 1992), policy gradient (Sutton et al. 1999), etc. In critic-only algorithms, there is only the value evaluation model. For the state s_t , the value model evaluates every possible $a' \in A$ and selects a_t that obtains maximum value. This type of method includes Q-learning (Watkins 1989), SARSA (Rummery and Niranjan 1994), Distributional RL (Bellemare, Dabney, and Munos 2017), etc. In actor-critic algorithms, the policy network (actor) and value evaluation model (critic) both exist to predict the action and value simultaneously. This kind of method includes DDPG (Lillicrap et al. 2015), TRPO (Schulman et al. 2015), PPO (Schulman et al. 2017), A3C (Mnih et al. 2016), etc., where PPO is commonly used in the training of large language models.

Model-based RL. The Model-based RL algorithms can model the environment to solve the sample-efficiency problem since the agent does not have to spend much time directly interacting with the environment. The model for environmental modeling is generally referred to as a world model. It predicts the next state s_{t+1} and the reward r_t according to the current state s_t and action a_t . The model-based RL algorithms include Dyna-Q (Peng et al. 2018),

Table 8: Experimental results on the effect of KTP.

Source	#Exa. (train)	#Exa. (test)
<i>pmc_instructions</i> (Wu et al. 2024)	2,000	100
<i>geosignal</i> (Deng et al. 2024)	2,000	100
<i>MBPP</i> (Austin et al. 2021)	900	64
<i>MixInstruct</i> (Jiang, Ren, and Lin 2023)	2,000	100
Total	6,900	364

Model-Based Policy Optimization (MBPO) (Janner et al. 2019), Adaptation Augmented Model-based Policy Optimization (AMPO) (Shen et al. 2023), etc.

B More details for experiment settings

B.1 LLM experts

We select eleven LLMs with different structures, different model sizes, and different amounts of training data as LLM experts for the LLM ensemble task: (a) **Open Assistant** (LAION-AI 2023) is a chat-based and open-source assistant, (b) **Vicuna** (Chiang et al. 2023) is aligned on tremendous conversations between users and proprietary chatbots, (c) **Alpaca** (Taori et al. 2023) is fine-tuned from the LLaMA-7B model (Touvron et al. 2023a) on 52K instruction-following data generated by the Self-Instruct technique (Wang et al. 2022), (d) **Baize** (Xu et al. 2023) is an open source chat model trained with LoRA that uses 100k dialogs generated by ChatGPT chatting with itself, (e) **MOSS** (Sun et al. 2023) is an open source conversational language model pre-trained on CodeGen initialization, (f) **ChatGLM** (Du et al. 2022) is an open source, bilingual dialog language model based on the General Language Model (GLM) architecture, (g) **Koala** (Geng et al. 2023) is a chatbot trained by fine-tuning LLaMA on dialogue data gathered from the web, (h) **Dolly2** (Conover et al. 2023) is a family of EleutherAI Pythia-based models fine-tuned specifically on a new high-quality human-generated instruction tracking dataset, (i) **Mosaic MPT** (Team et al. 2023) is a chatbot model for generating conversations, built by fine-tuning MPT-7B, (j) **StableLM** (Stability-AI 2023) is auto-regressive language models based on the NeoX transformer architecture, (k) **FLAN-T5** (Chung et al. 2022) is a T5 model that has undergone instruction fine-tuning. In addition, we select three candidate LLMs from different domains for further LLM ensemble task: (a) **PMC-LLAMA** (Wu et al. 2024) is the medical LLM of LLaMA fine-tuned with medical corpus. (b) **K2** (Deng et al. 2024) is an open-source language model trained by firstly further pretraining LLaMA on collected and cleaned geoscience literature, including geoscience open-access papers and Wikipedia pages, and secondly fine-tuning with knowledge-intensive instruction tuning data (GeoSignal). (c) **WizardCoder** (Luo et al. 2023) is an open code LLM, fine-tuned from LLaMA by Evol-Instruct.

B.2 Evaluation Metrics

We evaluate the quality of the generated text by employing the GPT-Rank (Jiang, Ren, and Lin 2023) and the con-

ventional automatic metrics for natural language generation (NLG) tasks: BERTScore (Zhang et al. 2019), BARTScore (Yuan, Neubig, and Liu 2021), and BLEURT (Sellam, Das, and Parikh 2020). In the GSM8K dataset, we use the accuracy metric. In addition, we calculate the average LLM parameters according to the calling frequency. Then the average LLM parameters (Inference) and agent parameters (Agent) during inference are used as two metrics to evaluate the consumption of computational resources.

B.3 Construction of the *Multidomain* dataset

We construct a new dataset, called *Multidomain*, to further validate the versatility of our proposed DER in a diverse LLM scenario. As shown in Table 8, we compose the *Multidomain* dataset by randomly selecting from the training and test sets of each of the four datasets: *pmc_instructions* (Wu et al. 2024), *geosignal* (Deng et al. 2024), *MBPP* (Austin et al. 2021) and *MixInstruct* (Jiang, Ren, and Lin 2023). The *pmc_instructions* (Wu et al. 2024) is a medical corpus dataset that contains 514k instructions. The *geosignal* (Deng et al. 2024) is a geoscience corpus dataset that contains 39.7k instructions. The *MBPP* (Austin et al. 2021) consists of around 1,000 crowd-sourced Python programming problems.

B.4 Implementation details of DER

We conduct both training and inference processes on NVIDIA 8×A800 GPUs, implementing our proposed DER through the PyTorch* framework with version 2.1.2. We use the FastChat† framework to deploy LLMs and encapsulate them in OpenAI API format‡ for calling. To update the network parameters, we used the Adam optimizer. The learning rate is set to 10^{-5} for the actor model and 10^{-6} for the critic model. Based on this, we train the DER-Agent for about 1.0 epochs until convergence, running for about 180 hours. In addition, α , β , and γ in Equation 4, 5 are set to 0.001, 5.0, and 2.0, respectively. During the training phase, clip range, discount factor, and batch size are set to 0.20, 0.95, and 32, respectively.

B.5 Implementation details of Terminator

During the training phase of the proposed DER, the trajectory termination threshold p_0 is determined, and $P(\hat{y}_t)$ is computed with the target answer during trajectory sampling. However, during the testing phase, no target answer exists and $P(\hat{y}_t)$ cannot be computed, so it is not possible to judge the termination condition according to the threshold p_0 . Therefore, we train a Terminator to judge whether \hat{y}_t is satisfactory enough to reach the end of the trajectory. The Terminator is a binary classifier composed of an OPT-125M with two Linear layers connected to the last hidden layer.

Construction of dataset. We construct a *MixInstruct-T* dataset based on the *MixInstruct* dataset (Jiang, Ren, and Lin 2023) for training Terminator. Specifically, we use questions from the *MixInstruct* dataset with the answers of each of the

*<https://pytorch.org/>

†<https://github.com/lm-sys/FastChat>

‡<https://github.com/openai/openai-python>

Table 9: Comparison with LLMs and state-of-the-art baselines on the *MixInstruct*.

Category	Methods	Param. ↓		R-1 ↑	R-2 ↑	R-L ↑	R-S ↑
		Agent	Inference				
LLMs	MOSS (Sun et al. 2023)	–	16B	0.21	0.07	0.14	0.19
	Vicuna (Chiang et al. 2023)	–	13B	0.30	0.12	0.21	0.27
	Alpaca (Taori et al. 2023)	–	13B	0.33	0.14	0.24	0.29
	Baize (Xu et al. 2023)	–	13B	0.23	0.08	0.15	0.20
	Open Assistant (LAION-AI 2023)	–	12B	0.38	0.17	0.29	0.34
	Dolly2 (Conover et al. 2023)	–	12B	0.18	0.05	0.12	0.16
	FLAN-T5 (Chung et al. 2022)	–	11B	0.14	0.04	0.12	0.13
	Koala (Geng et al. 2023)	–	7B	0.21	0.07	0.15	0.19
	Mosaic MPT (Team et al. 2023)	–	7B	0.16	0.04	0.11	0.14
	StableLM (Stability-AI 2023)	–	7B	0.19	0.05	0.13	0.17
	ChatGLM (Du et al. 2022)	–	6B	0.31	0.12	0.22	0.27
Ensemble	PairRanker(Jiang, Ren, and Lin 2023)	400M	117B	0.36	0.17	0.26	0.32
	LLM-debate (Du et al. 2023)	–	234B	0.31	0.13	0.23	0.27
	DER (Ours)	125M	17B	0.39	0.18	0.29	0.35

11 candidate LLMs to form the input of the *MixInstruct-T* dataset. Besides, we set the labels to 0 if the BERTScore of the answers from the candidate LLMs is greater than the threshold p_0 , and 1 otherwise. The size of the training and validation sets for *MixInstruct-T* are 1100K and 55K, and the form of the data is as follows:

Data format

Inputs: Question: {Questions from *MixInstruct*.}
 Answer: {Candidate answers from *MixInstruct*'s LLMs.}
Label: 0 or 1

Implementation. We conduct both training and inference processes on the 80GB memory-sized NVIDIA 8×A800 GPU with CUDA version 11.3, implementing our Terminator through the PyTorch framework. To update the network parameters, we used the Adam optimizer, the learning rate is set to 10^{-5} , and the mini-batch size is set to 128. Based on this, we train the Terminator for about 10 epochs for convergence.

B.6 Implementation details of baseline

We train a classifier-based method named Classifier-OPT125M as a baseline to demonstrate that modeling the LLM ensemble as a Markov Decision Process yields better performance. The Classifier-OPT125M is composed of an OPT-125M with two Linear layers connected to the last hidden layer.

Construction of dataset. We construct a *MixInstruct-C* dataset based on the *MixInstruct* dataset (Jiang, Ren, and Lin 2023) for training Classifier-OPT125M. Specifically, we use the questions from the *MixInstruct* dataset to form the inputs of the *MixInstruct-C* dataset, while the index values of the LLMs corresponding to the best response results are used as the labels.

Data format

Inputs: {Questions from *MixInstruct*.}
Label: One of the values in 0~10.
Remark: {0: Koala, 1: Vicuna, 2: Alpaca, 3: Dolly2, 4: Baize, 5: StableLM, 6: MPT-7B-Chat, 7: Open Assistant, 8: FLAN-T5, 9: MOSS, 10: ChatGLM}

Implementation. We conduct both training and inference processes on an 80GB memory-sized NVIDIA A800 GPU with CUDA version 11.3, implementing Classifier-OPT125M through the PyTorch framework. To update the network parameters, we used the Adam optimizer, the learning rate is set to 10^{-5} , and the mini-batch size is set to 128. Based on this, we trained the Classifier-OPT125M for about 40 epochs for convergence.

C More results of comparison experiment

C.1 More comprehensive evaluations

We report the results on the ROUGE metrics (Lin 2004) to more comprehensively evaluate the results of separate LLMs and LLM ensemble methods on the *MixInstruct*. ROUGE metrics include Rouge-1 (R-1), Rouge-2 (R-2), Rouge-L (R-L), and Rouge-Lsum (R-S). As shown in Table 9, the proposed DER outperforms the single LLM in all metrics. Specifically, DER outperforms the best single LLM Open Assistant by 2.6% and 5.9% in Rouge-1 and Rouge-2 metrics. In addition, DER outperforms the LLM ensemble method PairRanker by 8.3%, 5.9%, 11.5%, and 9.4% on Rouge-1, Rouge-2, Rouge-L and Rouge-Lsum, respectively. This further supports that our proposed DER is able to aggregate the knowledge of diverse LLM experts and obtain better answer performance with as little computational cost as possible.

C.2 Experiments with more diverse experts

Superior performance under Multi-domain environments. We conduct experiments with LLMs in four differ-

Table 10: Comparison with LLMs and state-of-the-art baselines on the *Multidomain*.

Category	Methods	Param. ↓		BARTScore ↑	BLEURT ↑	BERTScore ↑	R-1 ↑	R-2 ↑	R-L ↑	R-S ↑
		Agent	Inference							
LLMs	PMC-LLAMA (Wu et al. 2024)	–	7B	-5.26	-0.92	63.38	0.20	0.07	0.15	0.18
	K2 (Deng et al. 2024)	–	7B	-4.86	-0.72	67.56	0.25	0.09	0.18	0.22
	WizardCoder (Luo et al. 2023)	–	7B	-4.56	-0.68	66.11	0.19	0.07	0.14	0.17
	ChatGLM (Du et al. 2022)	–	6B	-4.60	-0.67	66.97	0.22	0.08	0.16	0.20
Ensemble	PairRanker (Jiang, Ren, and Lin 2023)	400M	27B	-4.45	-0.61	67.82	0.24	0.09	0.18	0.21
	LLM-debate (Du et al. 2023)	-	54B	-5.02	-0.86	64.20	0.21	0.07	0.15	0.18
	DER (Ours)	125M	15B	-4.68	-0.66	68.76	0.26	0.10	0.19	0.23

Table 11: Experiments on the effect of different agent architectures on DER. We report the performance of eleven candidate LLMs and the performance of DER under different agent architectures.

Category	Methods	Param. ↓		BARTScore ↑	BLEURT ↑	BERTScore ↑
		Agent	Inference			
LLMs	MOSS (Sun et al. 2023)	–	16B	-3.65	-0.73	64.85
	Vicuna (Chiang et al. 2023)	–	13B	-3.44	-0.61	69.60
	Alpaca (Taori et al. 2023)	–	13B	-3.57	-0.53	71.46
	Baize (Xu et al. 2023)	–	13B	-3.53	-0.66	65.57
	Open Assistant (LAION-AI 2023)	–	12B	-3.45	-0.39	74.68
	Dolly2 (Conover et al. 2023)	–	12B	-3.83	-0.87	62.26
	FLAN-T5 (Chung et al. 2022)	–	11B	-4.57	-1.23	64.92
	Koala (Geng et al. 2023)	–	7B	-3.85	-0.84	63.96
	Mosaic MPT (Team et al. 2023)	–	7B	-3.72	-0.82	63.21
	StableLM (Stability-AI 2023)	–	7B	-4.12	-0.98	62.47
	ChatGLM (Du et al. 2022)	–	6B	-3.52	-0.62	70.38
Ensemble	Ours (DeBERTa (He, Gao, and Chen 2021))	400M	22B	-3.43	-0.41	73.49
	Ours (OPT)	125M	17B	-3.14	-0.31	75.00

ent domains (medicine, astronomical geography, program code, and chat) to demonstrate the performance of the proposed DER in the setting of LLM ensemble with more expert LLMs in different domains. As shown in Table 10, DER is still able to aggregate the strengths of different experts with a diverse set of experts, thereby outperforming other LLMs in multi-domain settings. Specifically, the proposed DER improves the BERTScore by 1.8% (67.56 → 68.76) over the best single LLM expert, K2. Compared to the best LLM ensemble method, PairRanker, our proposed DER halves the number of parameters (27B → 15B) and improves the BERTScore metric by 1.4% (67.82 → 68.76). We conclude that in a more diverse LLM expert environment, our proposed DER aggregate the strengths of diverse LLM experts to achieve better performance than the state-of-the-art LLM ensemble, using only a little computational cost.

D More results of ablation study

D.1 Effect of the agent architecture

We replace the structure with DeBERTa(He, Gao, and Chen 2021) to investigate the effect of different agent architectures on DER, and the performance is shown in Table 11. It shows different model structures of the agent affect the performance, so other structures are explored further to improve

the performance of DER.

D.2 Effect of the Terminator

We conduct experiments with $p_0 = 0.73$, $p_0 = 0.75$, and no Terminator to investigate the effect of different trajectory termination thresholds p_0 on the performance of DER. As shown in Table 12, DER gets the best performance when we set the threshold p_0 to 0.73. We think the reason for this phenomenon is that when p_0 is set to 0.75, it is difficult for the Terminator to discriminate some candidate answers with BERTScore around 0.75, so it leads to a decrease of the accuracy, which in turn affects the performance of DER.

D.3 Effects of LLM selection order

The order of the LLMS chosen by the agent is important, and it is clearly possible to fix the route of knowledge transfer according to the rules, but this does not allow for the selection of the optimal LLM based on dynamic inputs. We report the results of different LLM ordering strategies. As shown in Table 13, different LLM strategies affect the performance of the LLM ensemble, specifically, DER is about 8% and 11% higher in BARTScore and BLEURT, respectively, compared to using the strongest models multiple times.

Table 12: Experiment results on *MixInstruct* testset. We report the performance of different trajectory termination thresholds p_0 and report the performance without the Terminator (w/o Term.). In addition, we report the accuracy of the trained Terminator on the *MixInstruct-T* validation set for different p_0 .

Version	Inf. Param. ↓	BARTScore ↑	BLEURT ↑	BERTScore ↑	ACC ↑
w/o Term.	28B	-3.15	-0.34	73.32	-
$p_0 = 0.73$	17B	-3.14	-0.31	75.00	0.88
$p_0 = 0.75$	21B	-3.14	-0.38	73.02	0.85

Table 13: Comparison of different LLM ordering strategies on *MixInstruct* dataset.

Methods	BARTScore ↑	BLEURT ↑	BERTScore ↑
Random	-3.42	-0.45	72.88
Weak to strong	-3.50	-0.46	72.94
Strongest (multiple times)	-3.41	-0.35	74.97
DER (Ours)	-3.14	-0.32	75.00

E More examples of DER

In this section, we present more examples to fully demonstrate the performance of DER, including both the success cases in Figure 4 and failure cases in Figure 5.

E.1 Success cases

For Case 1 and Case 3 in Figure 4, despite the low answer quality at the first time step, the DER-Agent finds a suitable LLM to improve the quality with the help of the previous answer. In addition, if the initial answer quality is high (e.g. in Case 2), the DER-Agent still finds an LLM to improve the answer quality further. These cases demonstrate that the DER-Agent achieves effective knowledge transfer by selecting appropriate LLMs and improving answer quality.

E.2 Failure cases

We find two kinds of failure cases due to the LLM ability and the Terminator.

Failure due to LLM ability. As shown in Case 3 in Figure 5, we find that although the agent searched for multiple LLMs to answer the question and the quality was improved, it was still difficult to improve the answer quality to a higher value. This indicates that some questions may be difficult to answer for LLMs in the current model pool. Therefore, the answer quality is improved by using models with better performance or those that excel in a certain field.

Failure due to the Terminator. As shown in Case 1 and Case 2 in Figure 5, we find that the Terminator determined to output the answer although the score is still low. It indicates that the Terminator has a certain degree of misjudgment, resulting in the trajectory stopping incorrectly. A higher-performing Terminator will train in future work with lower misjudgment.

F Discussions and future works

F.1 Limitations and future works

In this paper, we propose to view the LLM ensemble as a sequential decision process and present DER, a novel dynamic ensemble reasoning method for integrating the strengths of LLMs. We experimentally demonstrate that DER assembles the knowledge of different large language experts under limited computational resources to achieve consistently superior performance. However, we believe that there are potential studies worth exploring in the future to further capitalize on the advantages of DER:

- **Human feedback.** BERTScore is commonly used to evaluate the quality of text generated by language models and its high correlation with human judgments, its effectiveness has been demonstrated in a large number of studies on various tasks. While our current methodology employs BERTScore as the reward function, we recognize that using BERTScore as the primary reward item has limitations. By collecting large-scale, high-quality datasets of human performance annotations and training a model with good correlation with human preferences to score candidate answers in place of BERTScore, we can provide more reliable evaluations to guide DER in generating answers that meet human preferences.
- **Better reinforcement learning algorithms.** The proposed DER is a generalized reinforcement learning paradigm for LLM ensemble, and while we have been able to achieve good performance using PPO to train a DER-Agent for generating knowledge transfer trajectories, we believe that further exploration of even better reinforcement learning algorithms on DER is a prospective work.


F.2 Broader impacts

Our proposed DER aggregates the knowledge of multiple LLM experts with as little computational expense as possible, consistently achieving better performance than a single LLM expert across multiple tasks. The potential positive and negative societal impacts are as follows:


Positive Societal Impacts. By aggregating the knowledge of multiple LLM experts, our proposed DER significantly enhances the performance of language models across various tasks. This can lead to more accurate and efficient solutions in fields such as natural language processing, machine translation, information retrieval, and more, ultimately benefiting industries and consumers.

Negative Societal Impacts. As with any powerful AI technology, there is a risk that our DER method could be used for malicious purposes. For example, to generate convincing fake content.

Case 1


 **x:** I've noticed that some of my friends are a bit weird. Any advice on how to deal with them?

Select: LLM 11
Prompt_Template(x, None)

 **ChatGLM**


\hat{y}_0 : Dealing with friends who are "a bit weird" can be challenging, but there are some strategies that you can use to navigate this situation:
 1. Be patient: It can be difficult to understand someone who is different from others, but it's important to remember that everyone has unique experiences and perspectives. Try to be patient and understanding, and don't judge them for who they are.
 2. Seek common ground: It's possible that your friends may be "a bit weird" in a way that you can...
Score: 0.70

Select: LLM 7
Prompt_Template(x, \hat{y}_0)


 **MPT**

\hat{y}_1 : It's important to remember that everyone is different and has their own unique experiences and perspectives. When dealing with friends who are a bit "weird," it's important to be patient, understanding, and respectful of their boundaries. Seek common ground and engage in meaningful conversations, and avoid being too hard on them for who they are. By being kind and supportive, you can create a positive and healthy relationship with your friends, no matter how different they may seem.
Score: 0.76 → termination and output \hat{y}_1

Case 2


 **x:** What are the main ingredients in a vegan pizza?

Select: LLM 7
Prompt_Template(x, None)

 **MPT**


\hat{y}_0 : As an AI language model, I don't have personal preferences, but generally, a vegan pizza may have the following ingredients:
 - Pizza dough (flour, water, salt, yeast)
 - Tomato sauce (tomatoes, garlic, olive oil, oregano, basil)
 - Vegan cheese alternative (nutritional yeast, tofu, cashew cheese, coconut cheese)
 - Vegan meat alternatives (veggie sausage, seitan, tempeh)
 - Fresh vegetables (mushrooms, bell peppers, onions, spinach, olives)
 - Herbs and spices (garlic, basil, oregano, thyme)
 - Baking powder (optional)
 Note: The ingredients may vary according to the pizza maker's preference and style.
Score: 0.74

Select: LLM 4
Prompt_Template(x, \hat{y}_0)


 **Dolly2**

\hat{y}_1 : The main ingredients in a vegan pizza are:
 - Pizza dough (flour, water, salt, yeast)
 - Tomato sauce (tomatoes, garlic, olive oil, oregano, basil)
 - Vegan cheese alternative (nutritional yeast, tofu, cashew cheese, coconut cheese)
 - Vegan meat alternatives (veggie sausage, seitan, tempeh)
 - Fresh vegetables (mushrooms, bell peppers, onions, spinach, olives)
 - Herbs and spices (garlic, basil, oregano, thyme)
Score: 0.77 → termination and output \hat{y}_1

Case 3


 **x:** What's the best way to get rid of a raccoon in my backyard?

Select: LLM 7
Prompt_Template(x, None)

 **MPT**


\hat{y}_0 : As an AI assistant, I cannot provide you with direct instructions on how to get rid of a raccoon in your backyard. However, here are some general tips that might help:
 1. Keep your backyard clean and free of food sources.
 2. Install a fence around your backyard to keep the raccoon out.
 3. Use traps to capture the raccoon.
 4. Call a professional wildlife removal service for assistance.
 It's important to note that raccoons are protected by law in many areas, so be sure to check your local regulations before taking any action.
Score: 0.71

Select: LLM 4
Prompt_Template(x, \hat{y}_0)

 **Dolly2**


\hat{y}_1 : Keep your backyard clean and free of food sources. Install a fence around your backyard to keep the raccoon out. Use traps to capture the raccoon. Call a professional wildlife removal service for assistance.
Score: 0.73

Select: LLM 7
Prompt_Template(x, \hat{y}_1)

 **MPT**

\hat{y}_2 : Here are some ways to get rid of a raccoon in your backyard:
 1. Keep your backyard clean and free of food sources. Raccoons are attracted to food sources, so removing any food sources will help keep them away.
 2. Install a fence around your backyard to keep the raccoon out. This will prevent the raccoon from entering your backyard.
 3. Use traps to capture the raccoon. Trapping the raccoon is a humane way to remove it from your backyard.
 4. Call a professional wildlife removal service for assistance. These services have the experience and equipment to remove the raccoon safely and humanely.
 Remember to always be careful when dealing with wildlife, as raccoons can be dangerous if they feel threatened.
Score: 0.74

Select: LLM 11
Prompt_Template(x, \hat{y}_2)

 **ChatGLM**

\hat{y}_3 : The best way to remove a raccoon from your backyard is to keep your backyard clean and free of food sources. Raccoons are attracted to food and will come to your backyard if there is anything to eat. By removing any food sources, you can help keep the raccoon away.
 Another option is to install a fence around your backyard to keep the raccoon out. A strong and secure fence will help prevent the raccoon from entering your backyard.
 If you prefer not to use a fence or trap, you can also call a professional wildlife removal service for assistance. These services have the experience and equipment to safely and humanely remove the raccoon from your backyard.
 It's important to remember to always be careful when dealing with wildlife, as they can be dangerous if they feel threatened.
Score: 0.76 → termination and output \hat{y}_3

Figure 4: Success cases. Case 1 and 3 start with low answer quality, while Case 2 starts with relatively high quality. They are all improved through knowledge transfer.

Case 1

x : What is the most important thing I need to know about a septic tank?

Select: LLM 11
Prompt_Template(x , None)

ChatGLM

\hat{y}_0 : The most important thing to know about a septic tank is that it is a type of impoundment that holds waste from a home or business and is designed to convert it into an effective water source. The septic tank is surrounded by a series of fields, or rows of planted plots, that are designed to allow the waste to be distributed naturally and evenly throughout the system. The goal of a septic system is to minimize noise and pollution and to provide a reliable water source that can support a small community.
Score: 0.73 → termination and output \hat{y}_0

Case 3

x : I'm trying to get in shape. Any advice?

Select: LLM 1
Prompt_Template(x , None)

Koala

\hat{y}_0 : Sure, here are a few pieces of advice that might be helpful:\n\n1. Consistency: It's important to be consistent with your workout routine. Don't try to do too much too quickly, as this can lead to burnout and discourage you from continuing. Instead, focus on building a habit of regular exercise, whether it's once a day or a few times a week.\n\n2. Warm-up: It's important to warm up before starting your workout. This can help to reduce the risk of injury and get your blood flowing.\n\n3. Plan: It can be helpful to plan out your workout routine in advance. This can make it easier to stick to your schedule and make sure you're getting in...
Score: 0.66

Case 2

x : How can I make my own sandblasting equipment?

Select: LLM 4
Prompt_Template(x , None)

Dolly2

\hat{y}_0 : Sandblasting is the process of using abrasive material to clean a surface. It is commonly done as a final step in the fabrication of metal parts. The most common abrasive material is sand, but other materials such as alumina, glass fiber, and silicon carbide can be used. \n\nThe equipment for sandblasting consists of a vacuum source, a hose for carrying the pressurized sand from the vacuum source to the surface to be cleaned, a nozzle for directing the pressurized sand at the surface, and a hose for removing the sandblasted material. \n\nThe most difficult part of making your own sandblasting equipment is likely going to be the vacuum source. This can be done with a standard shop vacuum, but a larger model will be necessary to achieve the required pressure. \n\nThe hoses and nozzles are likely to be commercially available items that can be modified for sandblasting. The nozzle can be made from brass or steel, with a diameter depending on the...
Score: 0.69

Select: LLM 11
Prompt_Template(x , \hat{y}_0)

ChatGLM

\hat{y}_1 : To make your own sandblasting equipment, you can follow these steps:\n\n1. Gather the necessary materials, including a vacuum source, hoses, nozzle, and a hose for removing the blasted material.\n\n2. Choose an appropriate size for the vacuum source, taking into account the amount of sand you plan to blast and the size of the surface you will be cleaning.\n\n3. Select the best nozzle for the material you plan to blast, with a diameter that will allow you to control the amount of sand that is used and the direction it is blast.\n\n4. Obtain any necessary certifications or permits to legally operate and maintain the equipment.\n\n5. Finally, test the equipment to ensure it is functioning properly, and make any necessary adjustments before attempting to use it for the first time.
Score: 0.69 → termination and output \hat{y}_1

Select: LLM 8
Prompt_Template(x , \hat{y}_0)

Open Assistant

\hat{y}_1 : Sure. Here are a few pieces of advice that might be helpful:\n\n1. Consistency: It's important to be consistent with your workout routine. Don't try to do too much too quickly, as this can lead to burnout and discourage you from continuing. Instead, focus on building a habit of regular exercise, whether it's once a day or a few times a week.\n\n2. Warm-up: It's important to warm up before starting your workout. This can help to reduce the risk of injury and get your blood flowing.\n\n3. Plan: It can be helpful to plan out your workout routine in advance. This can make it easier to stick to your schedule and make sure you're getting in the right amount of exercise.\n\n4. Progression: It's important to ...
Score: 0.66

Select: LLM 7
Prompt_Template(x , \hat{y}_1)

MPT

\hat{y}_2 : Great question! Here are a few additional tips that might be helpful:\n\n1. Start slow: If you're just getting back into exercise, or if you're returning after a long break, don't try to do too much too quickly. Start with a few sessions per week, and gradually increase the intensity and duration of your workouts as you get fitter.\n\n2. Mix it up: Try different types of exercise to keep things interesting. For example, you might try running, cycling, swimming, or strength training. This can help to keep you motivated, and it can also help to target different muscle groups.\n\n3. Stay hydrated: Drink plenty of water before, ...
Score: 0.66

Select: LLM 3
Prompt_Template(x , \hat{y}_2)

Alpaca

\hat{y}_3 : You can also try different types of exercise like running, swimming, cycling, or strength training.\n\n6. Mix it up: Joining a gym or exercise class can be a great way to stay motivated and accountable. You might also consider hiring a personal trainer, who can help you to set realistic goals and create a personalized workout plan.
Score: 0.67 → termination \hat{y}_3

Figure 5: Failure cases. Case 1 and 2 failed due to the performance of the Terminator, and Case 3 failed due to the LLM ability.