

My Words Imply Your Opinion: Reader Agent-Based Propagation Enhancement for Personalized Implicit Emotion Analysis

Jian Liao^{1*}, Yu Feng¹, Xiaoyu Wang¹, Suge Wang^{2*}, Jianxing Zheng², Deyu Li²

¹School of Computer and Information Technology, Shanxi University, China

²Institute of Intelligent Information Processing, Shanxi University, China
{liaoj, wsg}@sxu.edu.cn

Abstract

In implicit emotion analysis (IEA), the subtlety of emotional expressions makes it particularly sensitive to user-specific characteristics. Existing studies often inject personalization into the analysis by focusing on the authorial dimension of the emotional text. However, these methods overlook the potential influence of the intended reader on the reaction of implicit emotions. In this paper, we refine the IEA task to Personalized Implicit Emotion Analysis (PIEA) and introduce the RAP-PIE model, a novel framework designed to address the issue of missing user information within this task. In particular, 1) we create reader agents based on the Large Language Model to simulate reader reactions, to address challenges of the spiral of silence and data incompleteness encountered when acquiring reader feedback information. 2) We establish a reader propagation role system and develop a role-aware emotion propagation multi-view graph learning model, which effectively deals with the sparsity of reader information by utilizing the distribution of propagation roles. 3) We annotate two Chinese PIEA datasets with detailed user metadata, thereby addressing the limitation of prior datasets that primarily focus on textual content annotation. Extensive experiments on these datasets indicate that the RAPPPIE model outperforms current state-of-the-art baselines, highlighting the significance and efficacy of incorporating reader feedback into the PIEA process.

Introduction

In recent years, the field of natural language processing has seen a surge in interest towards Implicit Emotion Analysis (IEA), which is focused on discerning emotions from objective statements that lack explicit emotional expressions but still convey such feelings (Liao et al. 2022). Distinct from the classical emotion analysis tasks that feature clear and acknowledged explicit emotional cues, IEA is characterized by a high degree of subjectivity and is more influenced by user traits, resulting in varying emotions from different users regarding the same content. For example, the emotion expressed when an employee versus a manager states “*There’s always an excuse to avoid a meeting.*” can be quite distinct.

Current studies on sentiment analysis that consider user subjectivity usually introduce personalized information into

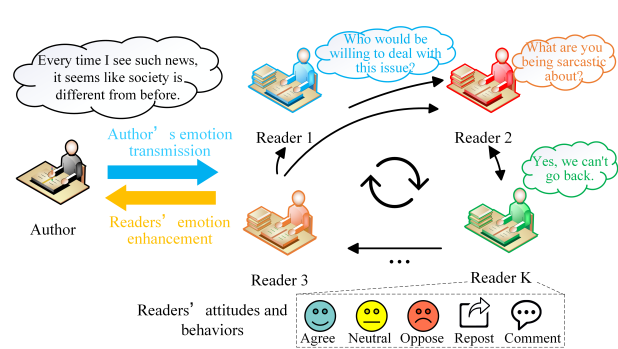


Figure 1: The illustration of the implicit emotion dynamic propagation, interaction, and enhancement between author and readers in social media.

the text by focusing on the dimension of the author of emotional content, such as by incorporating the author’s attribute (Miresghallah et al. 2022; Liao et al. 2023), author-product interaction relationships (Kertkeidkachorn and Shirai 2023; Lyu et al. 2023). However, these efforts often overlook the potential influence of content readers on implicit emotions. This is particularly evident in the social media scenario, where some authors may deliberately employ ambiguous emotional expressions with provoking or confrontational overtones when composing their content, aiming to elicit predetermined emotions from their readership, see Figure 1 for an example. According to the theory of the implied reader in narratology, the implicit emotions in the author’s content are not generated by the readers but rather conveyed to the readers through text, narrative, and plot during the creative process of the author (Schmid 2010). Therefore, modeling and analyzing the emotional responses of readers to the content created by authors is beneficial for identifying implicit and ambiguous emotions within the content.

To the best of our knowledge, there has been no research that utilizes readers’ information to enhance authors’ implicit emotion identification. This is primarily due to the challenges faced in the reader emotion modeling and fusion process, summarized in the following three aspects, as shown in Figure 1.

- How can we obtain readers’ attitudes and behaviors towards the author’s content?

- How can the mutual influence among multiple readers be modeled?
- There is a lack of high-quality implicit emotion datasets with user information available.

For the first challenge, although the commentary behaviors of readers on social media can be captured through the crawling of forwarding chains, the silencing spiral effect (Sohn 2022) dictates that most readers do not engage in observable actions (such as liking, reposting, or commenting). Furthermore, the forwarding chains are subject to dynamic changes due to reader actions like deletion or revision, which hampers the accurate and comprehensive acquisition of real reader behavior data. Fortunately, employing the large language model (LLM) based agent technology to simulate user behaviors (Aher, Arriaga, and Kalai 2023; Xie et al. 2024) or comments (Nan et al. 2024) within social media platforms offers a feasible approach for modeling the emotional responses of readers.

To tackle the second challenge, different readers may adopt varying attitudes and behaviors upon engaging with the content from an author, and within the reader community, they assume different propagation roles in the process of interaction. This commonality of propagation roles provides a certain supplementation when reader information is inadequate (Li et al. 2024). To effectively model this complex interplay, the Graph Neural Network (GNN) is an appropriate method for capturing the interactions among multiple readers (Zhao et al. 2024). By integrating the role information within this modeling process, we can effectively analyze the emotional distribution state that the author’s implicit emotional content generates within the reader community. This approach allows us to understand how different reader propagation roles contribute to the overall emotional response to the content.

Addressing the third challenge, existing IEA datasets only focus on annotating the emotion of textual content, but lack user-related information such as historical postings and social relationships. This limitation results in existing methods resorting to fictional user identifiers for personalized analysis (Mireshghallah et al. 2022). Liao et al. (2023) constructed a dataset for personalized sentiment analysis, but the annotations are limited to coarse-grained sentiment polarities without more detailed emotional labeling.

In this paper, we investigate the issue of subjective variability in IEA. To this end, we introduce the concept of Personalized Implicit Emotion Analysis (PIEA), a task that refine IEA by incorporating user-specific information, and propose a novel model named **Reader Agent-based Propagation enhancement for Personalized Implicit Emotion analysis (RAPPIE)**. RAPPIE first utilizes LLM to construct reader agents that simulate readers’ attitudes and reactions to the content posted by authors. In emotion propagation, we refer to communication theory to categorize reader propagation roles into four types and propose a role-aware emotion propagation multi-view graph model to learn the mutual influence between authors and multiple readers. Furthermore, we integrate the author’s attribute information and reader feedback with the author’s content to achieve

PIEA. Moreover, addressing the lack of user-specific information in existing emotion analysis corpora, we construct two Chinese emotion analysis datasets that include user attributes, social relationships, and historical postings, covering both implicit and explicit emotions.

The main contributions of this study are summarized as follows:

- We refine the IEA task into PIEA and propose the RAPPIE model to enhance the modeling of authors’ implicit emotion identification using readers’ attitudes and behaviors. By constructing LLM-based reader agents, we effectively address the issues of the spiral of silence and data incompleteness that are encountered when acquiring reader feedback information.
- We establish a reader propagation role system and propose a role-aware emotion propagation graph learning model, which utilizes the distribution of reader propagation roles to address the sparsity of reader information.
- We introduce two new Chinese PIEA datasets, enriched with comprehensive user metadata, addressing the limitation of prior datasets that primarily focus on textual content annotation. Extensive experiments on the constructed datasets demonstrate the superiority of our approach over the state-of-the-art (SOTA) baselines.

Related Work

In this section, we introduce the related work of PIEA from the following two aspects:

Implicit Sentiment Analysis

The interdependence between emotion and sentiment has been well-recognized. Recent research has mostly focused on implicit sentiment analysis, mainly categorized into deep semantic modeling-based and knowledge enhancement-based approaches.

Deep semantic modeling methods typically leverage textual structural information to capture implicit sentiment expressions, such as aspect-category-opinion-sentiment quadruples (Cai, Xia, and Yu 2021), alignment of implicit sentiment-emotion label (Li et al. 2021), causal intervention between sentence and sentiment (Wang et al. 2022), and dependency measurement in both distance and type views (Zhao et al. 2024). **These methods still struggle with insufficient emotional information within the text itself.** On the other hand, knowledge enhancement approaches, such as incorporating explicit commonsense knowledge (Liao et al. 2022), user attribute information (Lyu et al. 2023; Liao et al. 2023), abstract meaning representation graphs (Ma et al. 2023; Tran, Shirai, and Kertkeidkachorn 2023), and chain-of-thought reasoning based on LLM (Fei et al. 2023), aim to interpret implicit emotions by integrating external knowledge. Nevertheless, **the external knowledge sources introduced by these methods are still limited to the content authors themselves**, making it challenging to enhance the implicit emotion identification process with readers’ emotional feedback.

LLM-based Agent

In recent years, the expansion of model scale and the abundance of training data have empowered LLMs with unprecedented capabilities. Research by Guo et al. (2024) and Wang et al. (2024a) has demonstrated the ability of large language models to stimulate human behaviors from various perspectives, particularly showcasing unique strengths in language comprehension and generation. Researchers in diverse fields have also taken advantage of the powerful semantic understanding ability of LLMs to design intelligent agents that address a variety of complex application scenarios, such as fake news detection (Nan et al. 2024), recommendation systems (Huang et al. 2024), and dialogue domains (Owoicho et al. 2023; Davidson et al. 2023; Li et al. 2024). Nevertheless, these approaches construct LLM-based agents primarily through behavioral simulation, **overlooking the interactions and representation modeling among multiple agents influenced by their respective propagation roles.**

Method

Problem Definition and Notations

Given a predefined pair $\langle s, u \rangle$, where s represents implicit emotional text, authored by a user u . PIEA aims to identify the potential implicit emotions and their categories in s , based on u 's personalized information. A user u is described by: user attributes u_a and historical posts u_h . u_a primarily encompass individual information such as gender u_a^g , region u_a^r , and personalized tags u_a^t , while u_h collects other content posted by u . Additionally, a user relational network graph G_f is also included to provide the *following* relationships between users.

RAPPIE Model

The framework of our proposed RAPPIE model is illustrated in Figure 2.

Reader Agent Creation Given a set of users $\{u\}$, we construct prompt templates for creating reader agents based on user attributes u_a and user historical posts u_h . We randomly sample content from users' posts in the training set to build the prompts, as illustrated in Figure 3.

Considering the economy and controllability of the agent creation process, we employ an online LLM named ChatGLM¹, with tens of billions of parameters, as the teacher model for knowledge distillation. The responses generated by the ChatGLM are utilized to fine-tune a student model, ChatGLM2-6B² (GLM et al. 2024), an open-source locally deployable LLM with 6 billion parameters. The fine-tuned student model serves as the foundation for the reader agent.

Global Multi-behavioral Interactive Overlapping Network Based on the created reader agent, we construct an overlapping network, denoted as $\mathcal{N}_{GMIO} = \{U, \{E_{fw}, E_{rp}, E_{rc}\}\}$, that captures the global multi-behavioral interactions among users. Each node $u \in U$ represents a user, who assumes two identities: as an author

of their content and as a reader of others' posts. Multiple heterogeneous directed edges may exist between a pair of nodes, including three types of interactive behaviors: *following*, *reposting*, and *reposting with a comment*.³

The following edges E_{fw} can be directly obtained from the graph G_f , and we utilize reader agents to simulate the other two behaviors. For each user node $u \in U$, we first acquire the set of posts P_u that user u have published as authors within the training set. We then construct prompts based on $\langle p, r \rangle$ pairs ($p \in P_u, r \in U$ and $r \neq u$) following Figure 3, and input them into the reader r 's agent. It's worth noting that this simulation process is not limited to readers who follow u , which helps in obtaining more comprehensive reader feedback but leads to a huge number of pending $\langle p, r \rangle$ pairs. To address this, we employ a text similarity calculation method based on *Tf-idf* to filter the top- k posts semantically relevant to the reader r 's historical posts u_h^r , and use these for behavior simulation to establish edges E_{rp} and E_{rc} between nodes r and u , respectively.

Considering that multiple posts may generate different responses between r and u , we design a feature embedding $\mathbf{H}_r^{pr} \in \mathbb{R}^{l+2}$ to model the prior information of reader r 's attitudes and behaviors, defined as Eq.1.

$$\mathbf{H}_r^{pr} = [p(emo_1), \dots, p(emo_l), p(repo), p(comm)] \quad (1)$$

where $p(emo_l)$ represents the probability that reader r 's agent reposts the post that contains l -th emotion in the top- k posts, $p(repo)$ and $p(comm)$ denote the probability of the agent generates reposting and commenting behaviors, respectively.

Multi-view Interactive Propagation Learning Given the diverse heterogenous relationships represented by the edges between nodes in the overlapping network \mathcal{N}_{GMIO} previously constructed, adopting a multi-view learning approach to capture the mutual influences under each interactive relationship or behavior and then fusing these representations is a promising solution (?). In this section, we propose a role-aware multi-view interaction propagation learning method. Based on the overlapping network \mathcal{N}_{GMIO} constructed in the previous section, we generate three independent views of user interactive relationships focusing on *following*, *reposting*, and *reposting with a comment*, denoted as \mathcal{V}_f , \mathcal{V}_r , and \mathcal{V}_c . For a user u 's node in the graph, the node embedding e_u consists of three parts: the attributes associated with u when acting as an author, the attitudes and behavioral prior information when u is a reader, and the reader propagation role information.

For author attributes, we design a prompt templates $temp_u$ as "User individual information=[gender: u_a^g , region: u_a^r , tags: u_a^t]" and input the filled prompt into an open-source LLM called ChatGLM-6B⁴. We extract the input matrix of the final output layer, which predicts the probability distribution of the generated sequence as the semantic encoding of the input prompt, denoted as Eq.2.

$$\mathbf{H}_u^{at} = Pooling(LLM(temp_u)) \in \mathbb{R}^{d_1} \quad (2)$$

³The action of liking is excluded as it does not directly impact the propagation process

⁴<https://github.com/THUDM/ChatGLM-6B>

¹<https://chatglm.cn/>

²<https://github.com/THUDM/ChatGLM2-6B>

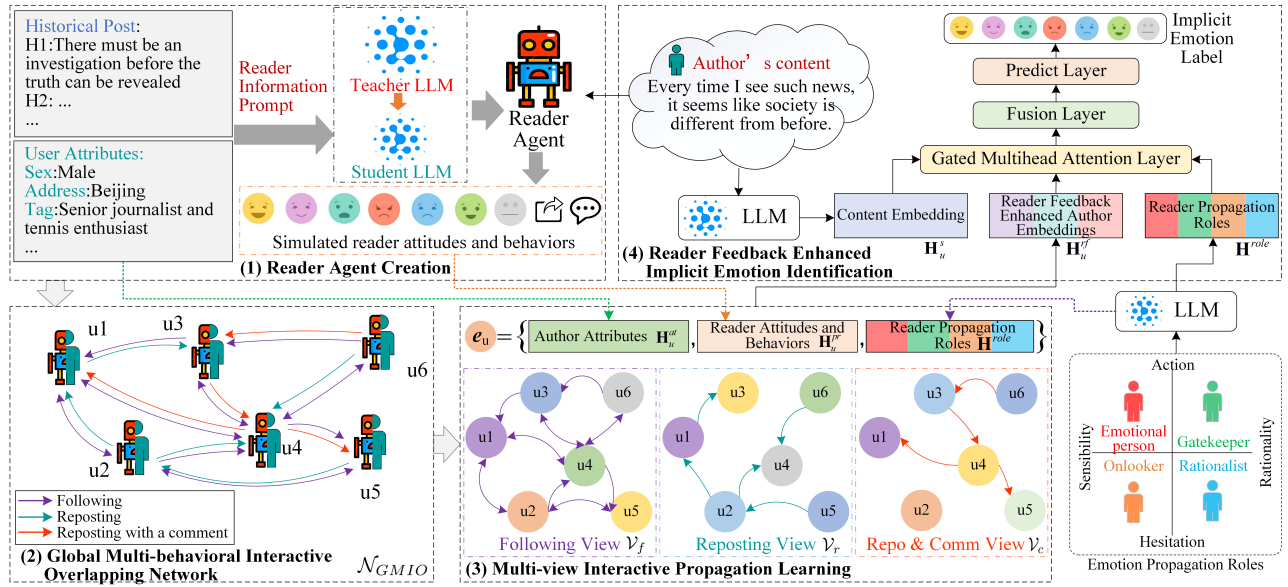


Figure 2: The framework of our proposed RAPPIE model. The entire study consists of four core modules: 1) utilizing the teacher-student mechanism for knowledge distillation from LLM to construct the foundation model for reader agents, 2) a global interactive multi-behavior overlapping network is constructed based on the behaviors of *following*, *reposting*, and *reposting with a comment* among different readers, 3) a multi-view GNN is employed to learn users representations from three interactive behavioral perspectives, integrating reader propagation role information during the learning process, 4) implicit emotion prediction is carried out by fusing text semantic with reader propagation role features and reader-feedback enhanced author embeddings.

You are a [Female] Weibo user from [Beijing] and your personality tag is [Senior journalist and tennis enthusiast]. You have previously published microblogs with the following content: [There must be an investigation before the truth can be revealed[sep]...[sep]...]. As the user who posted the above contents, will you repost the following weibo, and what comments will you post if you do? To be repost: [Every time I see such news, it seems like society is different from before.]

Figure 3: An example of the prompt template for creating a reader agent. The red contents correspond to u_a^g , u_a^r , and u_a^t of the reader attributes u_a . The blue content represents the reader’s historical posts u_h , with multiple entries separated by [sep]. The orange part is the content to be reposted.

where d_1 is the dimension of attributes’ embedding, and *Pooling* is the average pooling operation for dimensionality compression of the LLM-based encoded matrix. Then \mathbf{H}_u^{at} is fused with the priori feature embedding \mathbf{H}_u^{pr} obtained by Eq. 1 when user u is identified as a reader, defined as Eq.3.

$$\mathbf{H}_u^{ap} = \mathbf{W}_3[(\mathbf{W}_1\mathbf{H}_u^{at} + \mathbf{b}_1) \oplus (\mathbf{W}_2\mathbf{H}_u^{pr} + \mathbf{b}_2)] + \mathbf{b}_3 \quad (3)$$

where $\mathbf{W}_1 \in \mathbb{R}^{d_2 \times d_1}$, $\mathbf{W}_2 \in \mathbb{R}^{d_2 \times (l+2)}$, $\mathbf{W}_3 \in \mathbb{R}^{d_1 \times d_2}$, $\mathbf{b}_1, \mathbf{b}_2 \in \mathbb{R}^{d_2}$, and $\mathbf{b}_3 \in \mathbb{R}^{d_1}$ are the trainable parameters, and \oplus means the operation of concatenation.

In communication studies, propagation roles reflect the

shared behavioral preferences of a user category, offering essential supplementation when user data is sparse. In this study, drawing upon the role behavior theory (Biddle 2013) in communication, we establish a quaternary user role system based on the dimensions of users’ rationality-sensibility and action-hesitation, and define four propagation roles: *Emotional person*, *Gatekeeper*, *Onlooker*, and *Rationalist*. Additionally, we craft role description, grounded in specific events, which provide foundational information for role modeling⁵. To capture the reader propagation roles’ features, we concatenate each role’s description with example content and feed them into the online LLM ChatGLM. By leveraging the LLM’s background knowledge, we obtain a more enriched role explanation, denoted as r_{extend}^i . A rewriting prompt “Please repeat the following content: $[r_{extend}^i]$ ” is designed to acquire the semantic encodings \mathbf{R}_i ($i \in \{E, G, O, R\}$) of the propagation roles through ChatGLM-6B refer to Eq.2. The feature embeddings of the four propagation roles constitute a role semantic matrix denoted as $\mathbf{H}^{role} \in \mathbb{R}^{4 \times d_1}$. To model the associative distribution between users and roles, we employ a multi-head attention mechanism to integrate the semantic features of propagation roles with the fused user embedding \mathbf{H}_u^{ap} , defined as Eqs.4 and 5.

$$\mathbf{M}_u^{apr} = \text{Multihead_Att}(\mathbf{H}_u^{ap}, \mathbf{H}^{role}, \mathbf{H}^{role}) \quad (4)$$

$$\mathbf{H}_u^{apr} = \mathbf{W}_6[(\mathbf{W}_4\mathbf{H}_u^{ap} + \mathbf{b}_4) \oplus (\mathbf{W}_5\mathbf{M}_u^{apr} + \mathbf{b}_5)] + \mathbf{b}_6 \quad (5)$$

⁵Due to space constraints, a more detailed explanation of the propagation roles can be found in our supplementary material.

where $\mathbf{W}_{4,5,6} \in \mathbb{R}^{d_1 \times d_1}$, $\mathbf{b}_{4,5,6} \in \mathbb{R}^{d_1}$ are the trainable parameters.

For each view $v \in \{\mathcal{V}_f, \mathcal{V}_r, \mathcal{V}_c\}$, the node embedding \mathbf{e}_u of user u is initialized with \mathbf{H}_u^{appr} , and the LightGCN(He et al. 2020) is adopted to model the interaction influence between users. The graph propagation learning and optimization processes are defined as Eqs.6-7.

$$\mathbf{e}_u^{v(T+1)} = \frac{1}{|\mu_u^v|} \sum_{j \in \mu_u^v} \mathbf{e}_j^{v(T)} \quad (6)$$

$$\tilde{\mathbf{y}}_{ij} = \text{softmax}(\mathbf{W}_v(\mathbf{e}_i^{v(T)} \oplus \mathbf{e}_j^{v(T)}) + \mathbf{b}_v) \quad (7)$$

where $|\mu_u^v|$ means the size of the first-order neighbor set μ_u^v for user u in the given view v , $T = \{0, 1, \dots, K\}$ denotes the number of propagation rounds. $i, j \in U$ and $i \neq j$. $\mathbf{W}_v \in \mathbb{R}^{2 \times 2d_1}$ and $\mathbf{b}_v \in \mathbb{R}^2$ are the trainable parameters.

The cross-entropy loss function is employed to optimize the model by minimizing the difference between the predicted edge distribution $\tilde{\mathbf{y}}_{ij}$ and the golden label \mathbf{y}_{ij} . After all views have been optimized, the node embedding \mathbf{e}_u^v of user u across these views collectively constitute the matrix $\mathbf{H}_u^{rf} = [\mathbf{e}_u^{\mathcal{V}_f}, \mathbf{e}_u^{\mathcal{V}_r}, \mathbf{e}_u^{\mathcal{V}_c}] \in \mathbb{R}^{3 \times d_1}$, which embedded reader feedback information.

Reader Feedback Enhanced Implicit Emotion Identification To perform information enhancement on implicit emotional contents, we also obtain the semantical matrix of implicit emotional content s published by u using ChatGLM-6B, defined as $\mathbf{H}_u^s = LLM(s) \in \mathbb{R}^{N \times d_1}$, where N is the unified maximum length of input texts. The gated multi-head attention model is employed to fuse the reader-feedback enhanced author embeddings \mathbf{H}_u^{rf} of u with \mathbf{H}_u^s , as well as the reader propagation roles' semantic matrix \mathbf{H}^{role} , as illustrated in Eq.8-11.

$$\begin{aligned} \mathbf{M}_u^s &= \mathbf{W}_s \mathbf{H}_u^s + \mathbf{b}_s \\ \mathbf{M}_u^{rf} &= \mathbf{W}_r \mathbf{H}_u^{rf} + \mathbf{b}_r \end{aligned} \quad (8)$$

$$\mathbf{M}^{role} = \mathbf{W}_e \mathbf{H}^{role} + \mathbf{b}_e$$

$$\mathbf{a}_u^s = \text{Multihead_Att}(\mathbf{M}_u^{rf}, \mathbf{M}_u^s, \mathbf{M}_u^s) \quad (9)$$

$$\mathbf{a}_u^{role} = \text{Multihead_Att}(\mathbf{M}_u^{rf}, \mathbf{M}^{role}, \mathbf{M}^{role})$$

$$\mathbf{g}_u^s = \mathbf{a}_u^s \odot \sigma(\mathbf{W}_{gs} \mathbf{a}_u^s + \mathbf{b}_{gs}) \quad (10)$$

$$\mathbf{g}_u^{role} = \mathbf{a}_u^{role} \odot \sigma(\mathbf{W}_{gr} \mathbf{a}_u^{role} + \mathbf{b}_{gr})$$

$$\mathbf{g}_u^{fusion} = \mathbf{g}_u^s \oplus \mathbf{g}_u^{role} \oplus (\mathbf{g}_u^s + \mathbf{g}_u^{role}) \oplus (\mathbf{g}_u^s \odot \mathbf{g}_u^{role}) \quad (11)$$

where $\mathbf{W}_s \in \mathbb{R}^{N \times d_2}$, $\mathbf{W}_r \in \mathbb{R}^{3 \times d_2}$, $\mathbf{W}_e \in \mathbb{R}^{4 \times d_2}$, $\mathbf{W}_{gs,gr} \in \mathbb{R}^{d_2 \times d_2}$, $\mathbf{b}_{s,r,e,gs,gr} \in \mathbb{R}^{d_2}$ are the trainable parameters, σ is the sigmoid function, and \odot is the element-wise multiplication.

\mathbf{g}_u^{fusion} is then fed into the prediction layer to obtain the implicit emotion probability distribution. The loss is measured using the cross-entropy function, defined as:

$$\tilde{\mathbf{y}} = \text{softmax}(\mathbf{W}_o \mathbf{g}_u^{fusion} + \mathbf{b}_o) \quad (12)$$

$$\mathcal{L} = -\frac{1}{|D|} \sum_{\langle s,u \rangle \in D} \mathbf{y}_{\langle s,u \rangle} \log \tilde{\mathbf{y}}_{\langle s,u \rangle} + R(\theta), \quad (13)$$

where $\mathbf{W}_o \in \mathbb{R}^{l \times 4d_2}$, $\mathbf{b}_o \in \mathbb{R}^l$ are the weight and bias, respectively, $|D|$ is the size of dataset D , $\mathbf{y}_{\langle s,u \rangle}$ is the golden label and $R(\theta)$ is the regularization.

Experiments and Analysis

Dataset and Evaluation

We construct a large-scale Chinese personalized emotion analysis corpus from Weibo, which consists of 7 implicit emotional types, covering 3,503 users, and including user attributes, historical posts, and 5,927 following relationships. Two human annotators independently labeled the data, achieving an inter-annotator agreement rate of 87.3%. Based on this corpus, we create two datasets: an implicit-emotion-only dataset filtered by a sentimental dictionary⁶, and a mixed one to validate the models' robustness. We randomly divide the datasets into training, validation, and testing sets in an 8:1:1 ratio. Due to the significant imbalance in the distribution of emotional data, we observe that existing models struggle with recognizing minor emotions like *fear* and *surprise*. Therefore, we construct class-balanced training datasets by sampling instances from each emotional category to create prompts and using the online LLM ChatGLM to generate augmented data, which is then integrated into the training set. Detailed statistics of the experimental datasets are presented in Table 1. To evaluate the performance of the models, we utilize the F1 score for individual emotions, along with the overall accuracy and the macro-F1 metric.

Table 1: Detailed statistics of the experimental datasets, the number in () is the amount of augmented training data for each emotion category.

Emotion	Implicit (Total:12384)			Mixed (Total:32068)		
	Train (1500)	Validate	Test	Train (4000)	Validate	Test
Happy	1355	192	178	3308	431	427
Anger	451	54	65	900	106	108
Sad	919	107	104	2141	249	267
Disgust	360	35	45	794	106	97
Fear	23	10	10	63	30	30
Surprise	198	30	23	417	56	51
Neutral	4188	514	517	8479	1056	1054
Total	7494 (10500)	942	942	16102 (28000)	2034	2034

Implementation Details

Our framework is built upon PyTorch, leveraging P-Tuning v2 (Liu et al. 2022) for the fine-tuning of the reader agent, optimized by Adam. The embedding dimensions are configured as $d_1=4096$ and $d_2=2048$. The learning rates are [2e-6, 5e-6], and random seeds are [7, 8] for implicit and mixed datasets, respectively. The unified maximum sequence length N is 128, and the batch size is 8. The maximum iterations K for interactive propagation is limited to 1, which will be further detail discussed in subsequent sections.

Baselines

To validate the advance of our model, we compare it with a range of SOTA sentiment/emotion analysis baselines, which

⁶<https://github.com/ZaneMuir/DLUT-Emotionontology>

can be divided into the following three categories.

Methods based on knowledge enhancement: **SPDAug** (Li et al. 2021) focuses on training data semantic augmentation. **ACOS** (Cai, Xia, and Yu 2021) extracts sentimental quadruples to provides comprehensive semantic information. **KGAN** (Zhong et al. 2023) integrates knowledge graph to a multiview learning process. **MMML** (Wu et al. 2024) optimizes the selection and fusion of multimodal knowledge encoders.

Methods based on GNNs: **RDGCN** (Zhao et al. 2024) combines reinforced learning with complex dependency GCN. **DAGCN-Bert** (Wang et al. 2024b) incorporates distance-based syntactic weights and sentimental aspect fusion attention.

Methods based on LLMs: **ChatGLM** (GLM et al. 2024) is an online LLM with tens of billions of parameters. **ChatGLM-6B-ft** (Du et al. 2022) is the open-source version of ChatGLM with 6B parameters, and has been fine-tuned using the training set. **THOR** (Fei et al. 2023) improves implicit sentiment analysis through a three-step chain-of-thought (COT) reasoning. We integrate the THOR mechanism with the LLMs mentioned above to enhance implicit emotion inference. See the Figure 5 for detailed reasoning processes and prompts.

Overall Results

The overall experimental results are displayed in Table 2, the values in bold represent the best performance. From the data presented in Table 2, our proposed RAPPiE model outperforms other baselines in both datasets, achieving the best results in multiple emotion categories, such as *Happy* and *Disgust*. Overall accuracy and macro-F1 on both datasets compared to the suboptimal models achieved 1.3%, 5.4%, 3.6%, and 3.3% improvements, respectively.

Methods such as SPDAug, ACOS, KGAN, and MMML primarily enhance model performance through external knowledge enhancement. However, these methods focus solely on knowledge related to the implicit emotional contents, lacking the modeling and integration of user-specific information. The effectiveness of SPDAug suggests that data augmentation of the training set is a viable strategy for addressing the issue of IEA in scenarios of data scarcity. In comparison, RAPPiE merges user attributes, reader feedback, and content, further improving the performance of PIEA.

RDGCN and DAGCN-Bert are typical methods that employ GNNs to capture textual dependencies and sentiment aspects. Nevertheless, comparing the experimental results on the implicit and mixed datasets, it is obvious that the expression of implicit emotions is more complex. The lack of explicit emotional cues makes it challenging for syntactic dependency relations to achieve an effect similar to that observed in explicit emotional analysis. Our approach, in contrast, considers the interplay between author, content, and reader. We enhance literal semantics by constructing reader agents and the role-aware graph learning method that captures behaviorally-driven semantic information inspired by the content.

Considering that baselines like ChatGLM rely on LLMs for IEA, while they have robust semantic understanding capabilities, their standalone performance is limited. THOR mechanism contributes to the semantic inference of implicit emotions, particularly when combined with the fine-tuned LLM ChatGLM-6b-ft. However, these methods primarily focus on the reasoning process of implicit emotional semantics, failing to model the outcomes of reasoning in human thinking from a behavioral perspective. In contrast, our method utilizes reader agents that stimulate readers’ responses to the authors’ posts, thereby establishing a more comprehensive modeling that extends beyond the semantic level.

Additionally, the differences in results between implicit and mixed datasets indicate that user information and reader feedback are particularly influential in recognizing implicit emotions, proving that IEA is particularly sensitive to user-specific characteristics.

Ablation Study

Table 3 summarizes the ablation study outcomes. The exclusion of reader feedback from our fusion mechanism (*w/o* M_u^{rf}) from the gated multi-head attention fusion layer leads to a substantial macro-F1 reduction of 4.7% and 2.0% on the two datasets. The removal of propagation role information in the fusion layer (*w/o* M^{role}) also impacts performance, with a decrease of 1.9% and 0.9% respectively. During the propagation phase, the isolation of propagation role embeddings H^{role} on nodes intensifies user data sparsity, negatively affecting results. Models without comprehensive reader data, such as those with text + user attributes ($M_u^s + H_u^{at}$) or text alone (M_u^s), show inferior performance due to the absence of critical reader information.

Our multi-view interactive learning reveals that each interaction behavior contributes to capturing reader feedback. Notably, the view of *reposting with a comment* (V_c) is most influential due to its comprehensive behavioral information. In contrast, *following* (V_f) and simple *reposting* (V_r) behaviors often do not reflect readers’ emotional feedback directly.

Influence of Interactive Propagation

In this section, we investigate the impact of the maximum iterations K for interactive propagation. As illustrated in Figure 4, the model’s overall performance declines with increasing K . This may be attributed to: Firstly, the tendency of human readers to generate feedback primarily upon initial exposure to content and other readers’ comments, maintaining their stance until new information is received. Secondly, the over-smoothing issue (Wu et al. 2023) inherent in GNNs, where excessive iterations lead to indistinguishable node representations.

Case Study

We conduct a detailed case analysis to provide a clearer intuitive impression of our approach. Due to the transparency of the reasoning process in the LLM-based method, we

Table 2: Overall comparison on the experimental datasets.

Datasets	Models	Happy	Anger	Sad	Disgust	Fear	Surprise	Neutral	Accuracy	Macro-F1
Implicit	SPDAug	0.661	0.523	0.538	0.143	0.250	0.303	0.659	0.578	0.439
	ACOS	0.532	0.472	0.460	0.071	0.235	0.311	0.682	0.484	0.346
	KGAN	0.475	0.544	0.455	0.267	0.273	0.312	0.665	0.551	0.427
	MMML	0.649	0.507	0.466	0.160	0.230	0.360	0.690	0.595	0.438
	RDGCN	0.512	0.275	0.329	0.113	0.291	-	0.650	0.515	0.310
	DAGCN+Bert	0.613	0.534	0.471	0.172	0.177	0.286	0.682	0.583	0.419
	ChatGLM-6B-ft	0.505	0.323	0.462	0.221	0.267	0.125	0.637	0.501	0.282
	ChatGLM	0.589	0.538	0.375	0.125	0.214	0.196	0.337	0.417	0.297
	THOR+ChatGLM-6B-ft	0.627	0.422	0.476	0.227	0.300	0.292	0.598	0.529	0.420
	THOR+ChatGLM	0.602	0.470	0.400	0.157	0.148	0.269	0.314	0.387	0.295
	RAPPIE(ours)	0.676	0.566	0.514	0.368	0.348	0.310	0.671	0.608	0.493
Mixed	SPDAug	0.682	0.383	0.433	0.294	0.319	0.290	0.691	0.588	0.442
	ACOS	0.665	0.430	0.405	0.219	0.353	0.270	0.637	0.510	0.372
	KGAN	0.651	0.358	0.463	0.282	0.345	0.318	0.619	0.548	0.434
	MMML	0.670	0.392	0.497	0.286	0.377	0.291	0.668	0.585	0.454
	RDGCN	0.508	0.181	0.284	0.108	0.207	0.128	0.698	0.543	0.302
	DAGCN+Bert	0.653	0.411	0.443	0.247	0.286	0.215	0.694	0.589	0.421
	ChatGLM-6B-ft	0.293	0.236	0.339	0.150	0.229	0.200	0.673	0.480	0.236
	ChatGLM	0.584	0.447	0.469	0.149	0.421	0.313	0.276	0.419	0.332
	THOR+ChatGLM-6B-ft	0.649	0.440	0.460	0.322	0.349	0.337	0.597	0.545	0.451
	THOR+ChatGLM	0.608	0.420	0.467	0.130	0.459	0.275	0.289	0.400	0.331
	RAPPIE(ours)	0.683	0.425	0.534	0.333	0.361	0.358	0.716	0.625	0.487

Table 3: Performance of ablation experiments.

Models	Implicit Dataset		Mixed Dataset	
	Accuracy	Macro-F1	Accuracy	Macro-F1
RAPPIE	0.608	0.493	0.625	0.487
w/o M_u^f	0.570	0.446	0.613	0.467
w/o M^{role}	0.595	0.474	0.624	0.478
w/o H^{role}	0.589	0.465	0.599	0.467
$M_u^s + H^{at}$	0.578	0.435	0.609	0.463
M_u^s only	0.550	0.433	0.540	0.431
w/o \mathcal{V}_f	0.588	0.462	0.622	0.474
w/o \mathcal{V}_r	0.614	0.473	0.619	0.478
w/o \mathcal{V}_c	0.596	0.457	0.621	0.471

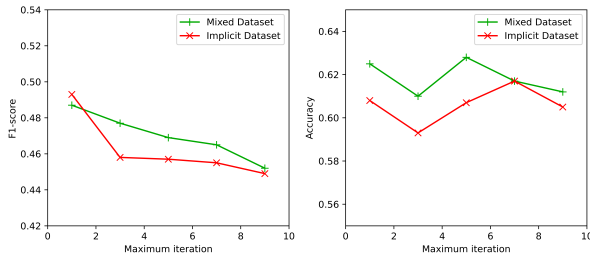


Figure 4: Impact analysis of the maximum iteration in multi-view interactive propagation learning.

compared our method with THOR+ChatGLM in recognizing implicit emotions for the given sentence and its associated historical posts list, illustrated in Figure 5. It is evident that while THOR+ChatGLM effectively identifies emotional triggers within the author’s content, its reasoning tends to be grounded in rational and logical analysis. In contrast, the reader agent in RAPPIE demonstrates a supe-

rior ability to provide emotional interpretations from an empathetic perspective. Consequently, its predictions are more congruent with the author’s genuine emotions.

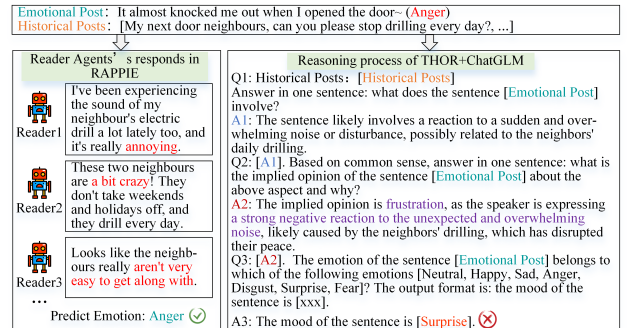


Figure 5: A case study of the prediction process for RAPPIE and THOR+ChatGLM.

Conclusion

In this paper, we introduce the RAPPIE model, which targets the PIEA task by addressing the challenges in reader feedback acquisition and interaction modeling. RAPPIE leverages LLM-based reader agents and a role-aware emotion propagation graph to facilitate personalized emotion modeling. Additionally, We present two new Chinese PIEA datasets, enriched with detailed user annotations. Our experimental evaluations on these datasets demonstrate the RAPPIE model’s efficacy, outperforming SOTA baselines with improvements of up to 5.4% and 3.3% in macro-F1. In the future, we will focus on the group-level analysis of implicit emotions in terms of detection, propagation, and drift.

References

- Aher, G. V.; Arriaga, R. I.; and Kalai, A. T. 2023. Using Large Language Models to Simulate Multiple Humans and Replicate Human Subject Studies. In Krause, A.; Brunskill, E.; Cho, K.; Engelhardt, B.; Sabato, S.; and Scarlett, J., eds., *Proceedings of the 40th International Conference on Machine Learning*, volume 202 of *Proceedings of Machine Learning Research*, 337–371. PMLR.
- Biddle, B. J. 2013. *Role theory: Expectations, identities, and behaviors*. Academic press.
- Cai, H.; Xia, R.; and Yu, J. 2021. Aspect-Category-Opinion-Sentiment Quadruple Extraction with Implicit Aspects and Opinions. In Zong, C.; Xia, F.; Li, W.; and Navigli, R., eds., *Proceedings of the 59th Annual Meeting of the Association for Computational Linguistics and the 11th International Joint Conference on Natural Language Processing (Volume 1: Long Papers)*, 340–350. Online: Association for Computational Linguistics.
- Davidson, S.; Romeo, S.; Shu, R.; Gung, J.; Gupta, A.; Mansour, S.; and Zhang, Y. 2023. User simulation with large language models for evaluating task-oriented dialogue. *arXiv preprint arXiv:2309.13233*.
- Du, Z.; Qian, Y.; Liu, X.; Ding, M.; Qiu, J.; Yang, Z.; and Tang, J. 2022. GLM: General Language Model Pretraining with Autoregressive Blank Infilling. In *Proceedings of the 60th Annual Meeting of the Association for Computational Linguistics (Volume 1: Long Papers)*, 320–335. Dublin, Ireland: Association for Computational Linguistics.
- Fei, H.; Li, B.; Liu, Q.; Bing, L.; Li, F.; and Chua, T.-S. 2023. Reasoning Implicit Sentiment with Chain-of-Thought Prompting. In Rogers, A.; Boyd-Graber, J.; and Okazaki, N., eds., *Proceedings of the 61st Annual Meeting of the Association for Computational Linguistics (Volume 2: Short Papers)*, 1171–1182. Toronto, Canada: Association for Computational Linguistics.
- GLM, T.; Zeng, A.; Xu, B.; Wang, B.; Zhang, C.; Yin, D.; Rojas, D.; Feng, G.; Zhao, H.; Lai, H.; Yu, H.; Wang, H.; Sun, J.; Zhang, J.; Cheng, J.; Gui, J.; Tang, J.; Zhang, J.; Li, J.; Zhao, L.; Wu, L.; Zhong, L.; Liu, M.; Huang, M.; Zhang, P.; Zheng, Q.; Lu, R.; Duan, S.; Zhang, S.; Cao, S.; Yang, S.; Tam, W. L.; Zhao, W.; Liu, X.; Xia, X.; Zhang, X.; Gu, X.; Lv, X.; Liu, X.; Liu, X.; Yang, X.; Song, X.; Zhang, X.; An, Y.; Xu, Y.; Niu, Y.; Yang, Y.; Li, Y.; Bai, Y.; Dong, Y.; Qi, Z.; Wang, Z.; Yang, Z.; Du, Z.; Hou, Z.; and Wang, Z. 2024. ChatGLM: A Family of Large Language Models from GLM-130B to GLM-4 All Tools. *arXiv preprint arXiv:2406.12793*.
- Guo, N.; Cheng, H.; Liang, Q.; Chen, L.; and Han, B. 2024. Integrating Large Language Models with Graphical Session-Based Recommendation. *arXiv preprint arXiv:2402.16539*.
- He, X.; Deng, K.; Wang, X.; Li, Y.; Zhang, Y.; and Wang, M. 2020. Lightgcn: Simplifying and Powering Graph Convolution Network for Recommendation. In *Proceedings of the 43rd International ACM SIGIR conference on research and development in Information Retrieval*, 639–648.
- Huang, F.; Yang, Z.; Jiang, J.; Bei, Y.; Zhang, Y.; and Chen, H. 2024. Large Language Model Interaction Simulator for Cold-Start Item Recommendation. *arXiv preprint arXiv:2402.09176*.
- Kertkeidkachorn, N.; and Shirai, K. 2023. Sentiment Analysis using the Relationship between Users and Products. In Rogers, A.; Boyd-Graber, J.; and Okazaki, N., eds., *Findings of the Association for Computational Linguistics: ACL 2023*, 8611–8618. Toronto, Canada: Association for Computational Linguistics.
- Li, T.; Zhang, X.; Du, C.; Pang, T.; Liu, Q.; Guo, Q.; Shen, C.; and Liu, Y. 2024. Your Large Language Model is Secretly a Fairness Proponent and You Should Prompt it Like One. *arXiv preprint arXiv:2402.12150*.
- Li, Z.; Zou, Y.; Zhang, C.; Zhang, Q.; and Wei, Z. 2021. Learning Implicit Sentiment in Aspect-based Sentiment Analysis with Supervised Contrastive Pre-Training. In Moens, M.-F.; Huang, X.; Specia, L.; and Yih, S. W.-t., eds., *Proceedings of the 2021 Conference on Empirical Methods in Natural Language Processing*, 246–256. Online and Punta Cana, Dominican Republic: Association for Computational Linguistics.
- Liao, J.; Lei, J.; Wang, S.; Zheng, J.; and Han, X. 2023. Personalized Implicit Sentiment Analysis Based on Multi-view Fusion of Implicit User Preference. In *2023 China Automation Congress (CAC)*, 6394–6399.
- Liao, J.; Liu, F.; Zheng, J.; Wang, S.; Li, D.; and Chen, Q. 2024. A dynamic adaptive multi-view fusion graph convolutional network recommendation model with dilated mask convolution mechanism. *Information Sciences*, 658: 120028.
- Liao, J.; Wang, M.; Chen, X.; Wang, S.; and Zhang, K. 2022. Dynamic commonsense knowledge fused method for Chinese implicit sentiment analysis. *Information Processing & Management*, 59(3): 102934.
- Liu, X.; Ji, K.; Fu, Y.; Tam, W.; Du, Z.; Yang, Z.; and Tang, J. 2022. P-Tuning: Prompt Tuning Can Be Comparable to Fine-tuning Across Scales and Tasks. In Muresan, S.; Nakov, P.; and Villavicencio, A., eds., *Proceedings of the 60th Annual Meeting of the Association for Computational Linguistics (Volume 2: Short Papers)*, 61–68. Dublin, Ireland: Association for Computational Linguistics.
- Lyu, C.; Yang, L.; Zhang, Y.; Graham, Y.; and Foster, J. 2023. Exploiting Rich Textual User-Product Context for Improving Personalized Sentiment Analysis. In Rogers, A.; Boyd-Graber, J.; and Okazaki, N., eds., *Findings of the Association for Computational Linguistics: ACL 2023*, 1419–1429. Toronto, Canada: Association for Computational Linguistics.
- Ma, F.; Hu, X.; Liu, A.; Yang, Y.; Li, S.; Yu, P. S.; and Wen, L. 2023. AMR-based Network for Aspect-based Sentiment Analysis. In Rogers, A.; Boyd-Graber, J.; and Okazaki, N., eds., *Proceedings of the 61st Annual Meeting of the Association for Computational Linguistics (Volume 1: Long Papers)*, 322–337. Toronto, Canada: Association for Computational Linguistics.
- Mireshghallah, F.; Shrivastava, V.; Shokouhi, M.; Berg-Kirkpatrick, T.; Sim, R.; and Dimitriadis, D. 2022. User-identifier: Implicit User Representations for Simple and Ef-

- fective Personalized Sentiment Analysis. In Carpuat, M.; de Marneffe, M.-C.; and Meza Ruiz, I. V., eds., *Proceedings of the 2022 Conference of the North American Chapter of the Association for Computational Linguistics: Human Language Technologies*, 3449–3456. Seattle, United States: Association for Computational Linguistics.
- Nan, Q.; Sheng, Q.; Cao, J.; Hu, B.; Wang, D.; and Li, J. 2024. Let Silence Speak: Enhancing Fake News Detection with Generated Comments from Large Language Models. *arXiv preprint arXiv:2405.16631*.
- Owoicho, P.; Sekulic, I.; Aliannejadi, M.; Dalton, J.; and Crestani, F. 2023. Exploiting simulated user feedback for conversational search: Ranking, rewriting, and beyond. In *Proceedings of the 46th International ACM SIGIR Conference on Research and Development in Information Retrieval*, 632–642.
- Schmid, W. 2010. *Narratology*. Berlin, New York: De Gruyter. ISBN 9783110226324.
- Sohn, D. 2022. Spiral of Silence in the Social Media Era: A Simulation Approach to the Interplay Between Social Networks and Mass Media. *Communication Research*, 49(1): 139–166.
- Tran, T.; Shirai, K.; and Kertkeidkachorn, N. 2023. Text Generation Model Enhanced with Semantic Information in Aspect Category Sentiment Analysis. In Rogers, A.; Boyd-Graber, J.; and Okazaki, N., eds., *Findings of the Association for Computational Linguistics: ACL 2023*, 5256–5268. Toronto, Canada: Association for Computational Linguistics.
- Wang, S.; Zhou, J.; Sun, C.; Ye, J.; Gui, T.; Zhang, Q.; and Huang, X. 2022. Causal Intervention Improves Implicit Sentiment Analysis. volume Proceedings of the 29th International Conference on Computational Linguistics, 6966–6977.
- Wang, X.; Wang, Y.; Cheng, S.; Li, P.; and Liu, Y. 2024a. DEEM: Dynamic Experienced Expert Modeling for Stance Detection. In Calzolari, N.; Kan, M.-Y.; Hoste, V.; Lenci, A.; Sakti, S.; and Xue, N., eds., *Proceedings of the 2024 Joint International Conference on Computational Linguistics, Language Resources and Evaluation (LREC-COLING 2024)*, 4530–4541. Torino, Italia: ELRA and ICCL.
- Wang, Z.; Zhang, B.; Yang, R.; Guo, C.; and Li, M. 2024b. DAGCN: Distance-based and Aspect-oriented Graph Convolutional Network for Aspect-based Sentiment Analysis. In Duh, K.; Gomez, H.; and Bethard, S., eds., *Findings of the Association for Computational Linguistics: NAACL 2024*, 1863–1876. Mexico City, Mexico: Association for Computational Linguistics.
- Wu, X.; Ajorlou, A.; Wu, Z.; and Jadbabaie, A. 2023. Demystifying oversmoothing in attention-based graph neural networks. *Advances in Neural Information Processing Systems*, 36.
- Wu, Z.; Gong, Z.; Koo, J.; and Hirschberg, J. 2024. Multimodal Multi-loss Fusion Network for Sentiment Analysis. In Duh, K.; Gomez, H.; and Bethard, S., eds., *Proceedings of the 2024 Conference of the North American Chapter of the Association for Computational Linguistics: Human Language Technologies (Volume 1: Long Papers)*, 3588–3602. Mexico City, Mexico: Association for Computational Linguistics.
- Xie, C.; Chen, C.; Jia, F.; Ye, Z.; Shu, K.; Bibi, A.; Hu, Z.; Torr, P.; Ghanem, B.; and Li, G. 2024. Can Large Language Model Agents Simulate Human Trust Behaviors? *arXiv preprint arXiv:2402.04559*.
- Zhao, X.; Peng, H.; Dai, Q.; Bai, X.; Peng, H.; Liu, Y.; Guo, Q.; and Yu, P. S. 2024. Rdgcn: Reinforced dependency graph convolutional network for aspect-based sentiment analysis. In *Proceedings of the 17th ACM International Conference on Web Search and Data Mining*, 976–984.
- Zhong, Q.; Ding, L.; Liu, J.; Du, B.; Jin, H.; and Tao, D. 2023. Knowledge graph augmented network towards multiview representation learning for aspect-based sentiment analysis. *IEEE Transactions on knowledge and data engineering*, 35(10): 10098–10111.