

MemHunter: Automated and Verifiable Memorization Detection at Dataset-scale in LLMs

Zhenpeng Wu
Sun Yat-Sen University
Guangzhou, China
wuzhp26@mail2.sysu.edu.cn

Zibin Zheng
Sun Yat-Sen University
Zhuhai, China
zhzibin@mail.sysu.edu.cn

Jian Lou
Sun Yat-Sen University
Zhuhai, China
louj5@mail.sysu.edu.cn

Chuan Chen
Sun Yat-Sen University
Guangzhou, China
chenchuan@mail.sysu.edu.cn

Abstract

Large language models (LLMs) have been shown to memorize and reproduce content from their training data, raising significant privacy concerns, especially with web-scale datasets. Existing methods for detecting memorization are largely sample-specific, relying on manually crafted or discretely optimized memory-inducing prompts generated on a per-sample basis, which become impractical for dataset-level detection due to the prohibitive computational cost of iterating over all samples. In real-world scenarios, data owners may need to verify whether a susceptible LLM has memorized their dataset, particularly if the LLM may have collected the data from the web without authorization. To address this, we introduce *MemHunter*, which trains a memory-inducing LLM and employs hypothesis testing to efficiently detect memorization at the dataset level, without requiring sample-specific memory inducing. Experiments on models such as Pythia and Llama-2 demonstrate that *MemHunter* can extract up to 40% more training data than existing methods under constrained time resources and reduce search time by up to 80% when integrated as a plug-in. Crucially, *MemHunter* is the first method capable of dataset-level memorization detection, providing an indispensable tool for assessing privacy risks in LLMs that are powered by vast web-sourced datasets.

1 Introduction

Large language models (LLMs) achieve impressive performance, relying heavily on vast amounts of training data, typically sourced from publicly available web platforms like Wikipedia and other large-scale resources [9, 14]. A notable example is The Pile [11], an 800+ GB dataset that includes content from personal blogs, social media, and other sources, all collected from open-access web materials. However, this reliance raises significant privacy and copyright concerns, as LLMs have been shown to memorize and reproduce original content from their training data [3, 5–7]. Since these web-sourced datasets often contain personal and confidential information, they carry the risk of unauthorized use, making the study of LLM memorization crucial for mitigating data leakage and other associated risks.

Researchers have explored memorization in neural networks, with Feldman *et al.* [10] examining how models memorize specific examples, and later studies investigating the effects of training duration [13] and network architecture [15]. However, these works focused on CNNs and visual tasks, limiting their relevance

to text-based models. With the rise of LLMs, Carlini *et al.* [4] analyzed whether LLMs could reproduce verbatim content from training data given a partial prefix. Nasr *et al.* [17] identified prompts that could elicit exact training content from open datasets, while Schwarzschild *et al.* [24] used gradient-based optimization to design prompts targeting specific sequences. These studies have made initial attempts to explore LLM memorization.

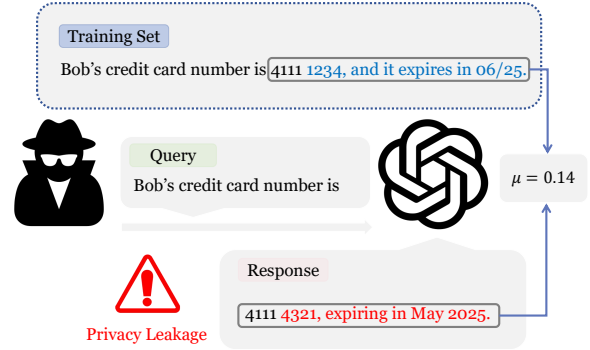


Figure 1: Even if the output differs slightly from the original text, it may still result in serious privacy leaks. μ is our memory metric, defined based on the longest common substring.

However, existing methods for memorization detection in LLMs face significant limitations in both definition and applicability, reducing their effectiveness in identifying privacy risks. We identify two major shortcomings:

- **Narrow Definition:** Memorization is typically understood as the model’s output exactly replicating its training data. However, this narrow view neglects outputs with minor deviations that may still pose privacy risks. As illustrated in Figure 1, even non-verbatim outputs, such as paraphrased statements, can expose sensitive information and result in significant privacy violations.
- **Limited Applicability:** Existing methods for detecting memorization are sample-specific, requiring high computational time and resources to verify memorization on a per-sample basis. These approaches are inefficient and impractical for evaluating large-scale datasets, where efficient detection

across numerous samples is crucial. In real-world scenarios, such as healthcare [8], finance [18], and social media [28], data owners need to verify whether their extensive datasets have been memorized by a suspected LLM, particularly when the data might have been collected without authorization.

To address the limitations of existing methods, we introduce a broader definition of memorization that goes beyond exact matches. By leveraging the longest common substring (LCSS) as a metric, we capture similarities between model outputs and target samples, identifying potential privacy risks even in paraphrased or partially memorized content. We propose *MemHunter*, an automated and scalable framework that utilizes a tiny LLM trained to generate prompts for eliciting memorized content, iteratively refining its detection capability. *MemHunter* generates candidate prompts and uses rejection sampling to select high-quality prompts, which are then used to finetune the model for improved detection. In practical use, *MemHunter* requires only inference without per-sample optimization, making it efficient for large-scale applications. Additionally, we incorporate hypothesis testing to support dataset-level evaluation, enabling robust and verifiable identification of memorization across entire datasets.

- **Broader Definition of Memorization:** We define memorization more broadly to include partial matches, enhancing privacy risk detection.
- **Automated Prompt Generation:** We develop *MemHunter*, an automated framework that utilizes a tiny LLM to generate prompts for effective memorization detection, requiring only inference, significantly reducing both time and computational burden.
- **Verifiable Memorization Detection at Dataset-scale:** We introduce a verifiable approach for detecting memorization in LLMs at the web-scale dataset level, enabling data owners to assess whether large language models have memorized their data, and providing insights into associated privacy risks.

2 Preliminary

To enhance our understanding of memorization in LLMs, we begin by reviewing past definitions and assessment methods, as shown in Figure 2. This review will highlight the limitations of current approaches and lay the foundation for proposing more effective solutions.

Definition 1 (Discoverable Memorization [4]). Given a target LLM M and an example (p, x) from the training set \mathcal{X} , x is considered discoverably memorized if there exists a prompt p such that the model generates x (i.e., $M(p) = x$).

This definition restricts prompts to fragments of training data, making it applicable only for verifying known content. It reflects an early approach to studying LLM memorization by assessing whether models can recall specific data points.

Definition 2 (Extractable Memorization [17]). Given a target LLM M and an example x from the training set \mathcal{X} , x is considered extractably memorized if an adversary, without having access to \mathcal{X} , can find a prompt p that leads the model to output x (i.e., $M(p) = x$).

This definition relaxes the requirement that prompts must originate from the training data, making it a step towards manually constructing prompts for memory extraction. However, designing effective prompts remains challenging. Current methods often rely on extensive sampling from large public datasets and manual verification, which limits the precision of assessing whether specific samples have been memorized by the model.

Definition 3 (Compressible Memorization [24]). Given a target LLM M and a sample x from the training data, x is compressibly memorized if an adversary can find a prompt p with fewer tokens than x such that the model generates x (i.e., $M(p) = x$ and $|p| < |x|$). Here, the prompt p is typically obtained through an optimization algorithm, such as:

$$p = \arg \min_{p'} (|p'|) \quad \text{subject to} \quad M(p') = x. \quad (1)$$

This definition represents an important step towards automated prompting by eliminating the need for manual prompt construction and enabling targeted assessment of memorization for individual samples. However, it relies on per-sample optimization, making it inefficient for dataset-level evaluation due to the significant time and computational costs involved, as each new sample requires independent optimization.

3 Methodology

Our approach addresses a key question: How can we avoid re-optimizing the memorization evaluation process for each sample? In this section, we introduce a novel metric for measuring memorization and present *MemHunter*, a method designed for efficient detection of memorization in large-scale unseen datasets.

3.1 A New Measurement of Memorization

Current definitions of memorization require exact matches between the model’s output and the target sequence, raising key questions: Does partial alignment not qualify as memorization? Do slight deviations reduce privacy risks? To address this, we propose a new measurement using the *Longest Common Substring (LCSS)* approach [27], allowing for a more nuanced evaluation beyond exact matches.

To formally define this measure, consider a sample (x, y) from the training set D , where x is input to the target LLM M and produces an output $y' = M(x)$. The memorization value $\mu_M(y)$ of the target sequence y under the model M is then defined using the LCSS of y and y' as follows:

$$LCSS(S, T) = \max_{s \subseteq S, s \subseteq T} |s|, \quad (2)$$

where s is a substring of both S and T . In our context, let $S = y'$ and $T = y$. The memorization value is given by:

$$\mu_M(y) = \frac{LCSS(M(x), y)}{|y|}, \quad (3)$$

where $|y|$ denotes the length of the target sequence y . This ratio measures how closely the model’s output y' aligns with the target sequence y , providing a quantifiable assessment of memorization that accounts for partial matches.

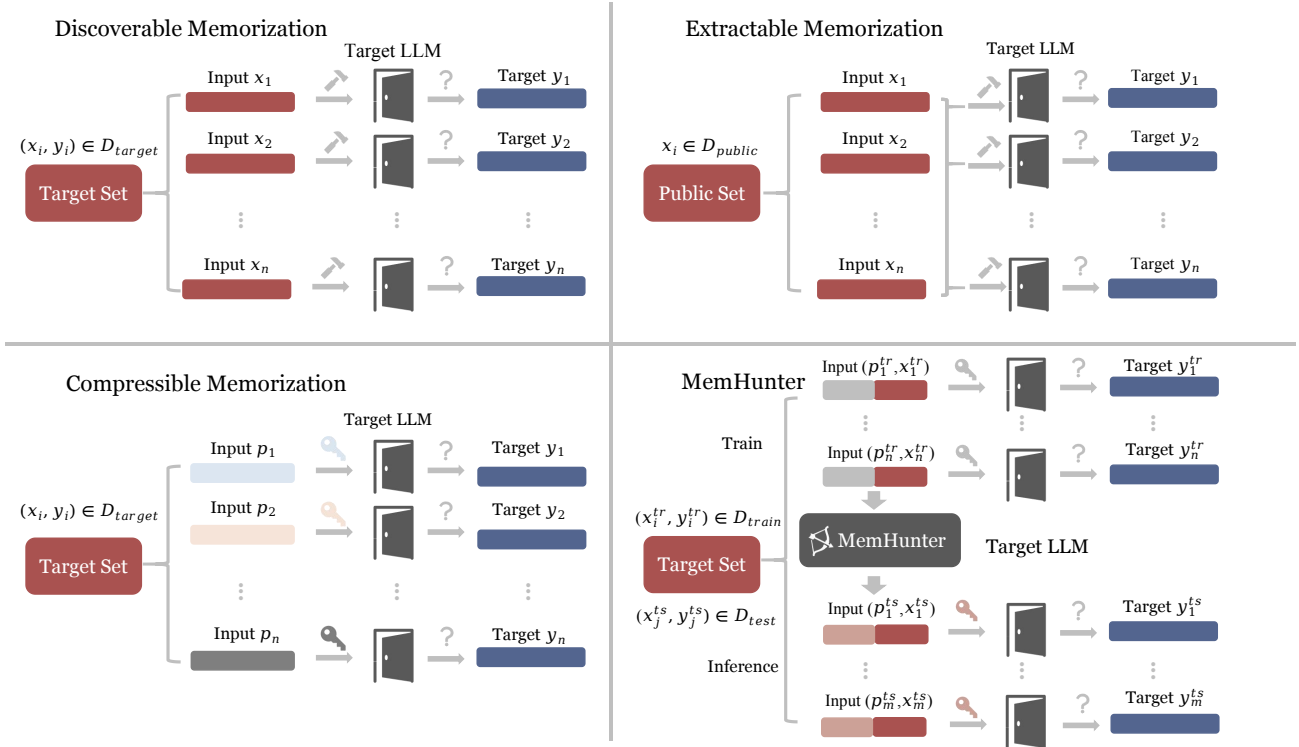


Figure 2: Development of LLM Memorization Definitions. Initially, LLM memorization relied on manually constructed prompts, using the original prefix or sentences from public datasets as input to verify if the model could reproduce the original text. In the automatic prompting stage, each target sample required separate optimization. *MemHunter* trains a tiny LLM to generate prompts and uses inference alone for unseen samples.

3.2 MemHunter: An Adaptive Prompting Method

Building on the newly defined concept of memorization, we reformulate the detection of an LLM M 's memory into a novel problem: Given a large set of sentence pairs (x_i, y_i) from the original training set, how can we efficiently optimize a prompt p_i as a prefix for each sample such that $M(p_i, x_i)$ closely approximates y_i ? We propose employing another tiny LLM, named *MemHunter*, and training it to rapidly generate the prefix p_i for new, unseen samples.

MemHunter Optimization. Given a set of pairs (x, y) from the original training set \mathcal{D} , we train the **MemHunter** p_θ by minimizing the following objective:

$$\min_{\theta} \sum_{(x, y) \in \mathcal{D}} \mathcal{L}(M(p_\theta(x), x), y), \quad (4)$$

where \mathcal{L} denotes the cross-entropy loss between the predicted output $M(p_\theta(x), x)$ and the target y . In practice, we are inspired by the approach of *AdvPrompter* [19] in the field of jailbreak attacks, dividing the optimization process into two steps, as shown in Figure 3: generating candidate prompts and finetuning the tiny LLM, and iteratively looping to improve the quality of prompts generated by *MemHunter*.

3.2.1 Iterative Finetuning of MemHunter. In our iterative finetuning, we attempt to generate a candidate set of prefixes and select the subset that best recovers memorization capability, specifically the prefix with the smallest loss value $\mathcal{L}(p, x, y)$ and highest memorization score μ_M , as the optimization target p for *MemHunter*. By performing rejection sampling from each generated candidate prefix and fine-tuning *MemHunter* with high-quality prefixes, we continuously optimize the parameters θ in Equation 4.

We divide the entire iterative optimization process into Step 1 and Step 2, as follows:

- **Step 1:** For each sample pair (x, y) in the training set D_{train} , generate and select adversarial prefixes by optimizing the following objective:

$$p(x, y) := \arg \min_{p \in \mathcal{P}} \mathcal{L}(p, x, y). \quad (5)$$

Here, \mathcal{P} represents the set of generated candidate prefixes, and the generation method is described in Section 3.2.2.

- **Step 2:** Use the prefixes sampled in Step 1 as optimization targets to fine-tune *MemHunter* with LoRA[12]:

$$\theta \leftarrow \arg \min_{\theta} \sum_{(x, y) \in \mathcal{D}_{\text{train}}} \mathcal{L}_\theta(p(x, y) | x). \quad (6)$$

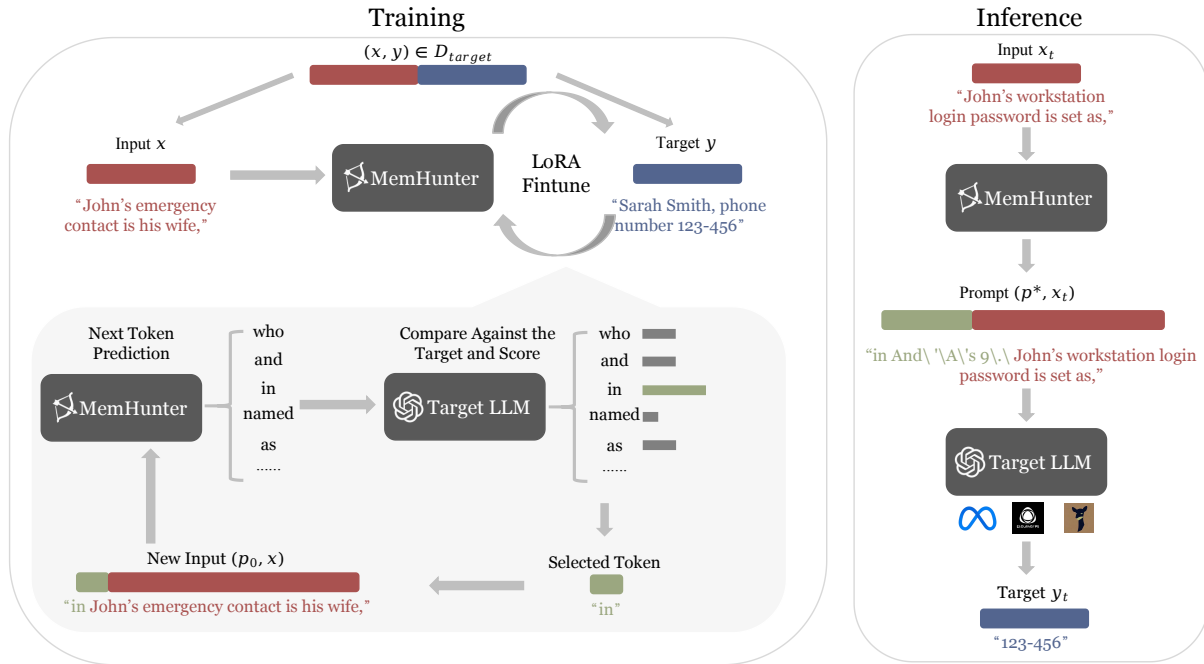


Figure 3: MemHunter Pipeline for Memorization Detection. The pipeline consists of two stages: training and inference. In the *Training* phase, *MemHunter* is fine-tuned on the target dataset $(x, y) \in D_{\text{target}}$ using LoRA[12], predicting the next token and comparing it against the target output to score and refine the prompt. In the *Inference* phase, *MemHunter* generates prompts based on unseen input x_t , using these prompts to query the target LLM. The LLM’s output is then compared to the original memorized target y_t , enabling efficient memorization extraction from the model.

We present the training process in Algorithm 1, which is an iterative process of Step 1 and Step 2.

Algorithm 1 Train *MemHunter* p_θ .

Require: dataset of training samples $\mathcal{D}_{\text{train}}$, *MemHunter*, TargetLLM, objective \mathcal{L} , max_it

- 1: Initialize Prompt Pool: $\mathcal{P} \leftarrow \emptyset$
 - 2: **for** max_it times **do**
 - 3: **for all** \mathcal{D} split into batches **do** ▷ Step 1.
 - 4: **for all** $(x, y) \in \text{batch}$ **do**
 - 5: Generate candidate prompts p with *MemHunter*
 - 6: Add (p, x) to Prompt Pool \mathcal{P}
 - 7: **end for**
 - 8: **end for** ▷ Step 2.
 - 9: Fine-tune *MemHunter* (p_θ) on samples from \mathcal{P}
 - 10: **end for**
-

3.2.2 Generating Candidate Prompts. When generating candidate prompts, we sample the top k tokens T_k from the prediction distribution $p_\theta(p | p, x)$.

$$T_k \sim \text{top-}k(p_\theta(p | p, x)). \quad (7)$$

As the iterative optimization progresses, *MemHunter*’s ability to generate high-quality prompts continues to improve, making the next token generated increasingly likely to guide the model in recovering the original text y . We select the candidate prompts based on the loss value $\mathcal{L}(p, x, y)$ and memorization score μ_M , which measures how well the prompt p guides the model M to recover y , as described in Equation 3. The prompt that maximizes the memorization score is added to the Prompt Pool \mathcal{P} , following the selection process outlined in Equation 8.

$$p = \arg \max_{p \in \mathcal{P}} \mu_M(M([p, x]), y) \quad (8)$$

In practice, the initial greedy approach can easily lead to sub-optimal results. Inspired by the method of *AdvPrompter* [19], we adopt randomized beam search, maintaining b beams during next token sampling to preserve multiple search possibilities and enhance diversity. For simplicity, we only present the basic greedy approach in the main text. The beam search version is shown in Appendix A.2.

The method for generating candidate tokens is shown in Algorithm 2. These steps iterate continuously, enhancing *MemHunter*’s ability to generate prompts for detecting LLM memorization. Once

Algorithm 2 Generating Candidate Prompts

Require: target sample (x, y) , *MemHunter*, TargetLLM M , top k

- 1: Initialize empty prompt p
- 2: **for** max_token_len times **do** ▷ Step 1
- 3: Sample k next token candidates $T_k \sim \text{top-}k(p_\theta(p \mid p, x))$
- 4: Select best candidate $p = \arg \max_{p \in \mathcal{P}} \mu_M(M([p, x]), y)$
- 5: Append p to the prompt sequence
- 6: **end for**
- 7: **return** p

trained, *MemHunter* can directly generate a prompt p for new incoming samples (x, y) , requiring only inference at deployment.

4 Experiments

Models. We tested *MemHunter* on several widely-used open-source large language models. The target models include Pythia-1B [2], Llama-2-7B-chat [26], and Vicuna-7B (v1.5) [32], among others. For the Tiny LLM, we used GPT-2-small (125M) [22] for Pythia-1B, and TinyLlama-1.1B [31] for Llama-2-7B-chat and Vicuna-7B.

Datasets. *MemHunter* was used to evaluate the risk of LLMs memorizing large-scale web data. We crawled three types of textual data generated in 2024: news articles from AP News, code snippets from StackOverflow, and user discussions from Reddit. All datasets were restricted to 2024 content, ensuring they were generated after the models’ pre-training. We finetuned the target LLMs on subsets of these datasets and used *MemHunter* to detect memorized content.

Baselines. Memory detection in LLMs has evolved from manual attempts to independent optimizations, with significantly different use cases. First, we use the method from [4] as a baseline, where the first half of the original text is used as input to observe how much of the corresponding second half can be recovered. Secondly, we also employ the *MiniPrompt* method from [24], which is based on *GCG* [34]. This method optimizes the prompt for a single target text and is the first automated prompting method designed for LLM memory extraction.

Existing baseline methods differ in experimental setups and scenarios. Manual input selection may sample from public datasets, while gradient-based methods optimize independently for each target. *MemHunter* is designed for large-scale, dataset-level memory extraction. We define three operational scenarios for *MemHunter*: post-search unlimited, post-search limited, and post-search free, balancing factors like time and extraction capacity.

4.1 Post-search Unlimited

MiniPrompt is significantly inefficient because it relies on *GCG*[34], which begins optimization from a completely random initialization of free tokens, resulting in substantial computational costs. In contrast, once trained, *MemHunter* can be used as a plug-in module, providing pre-searched high-quality prefixes p^* as starting points for *GCG* optimization. This allows us to avoid starting from scratch and instead leverage optimized prompts, reducing the number of required iterations to achieve the same outcome.

In the post-search unlimited setting, for each (x, y) in the test set D_{test} , we use the trained *MemHunter* p_θ to generate the prefix p^* , then use (p^*, x) as the starting point for *GCG* optimization [34].

Following the *GCG* procedure, we iterate through several steps to refine the prompt, minimizing the loss and improving memory extraction. The detailed *GCG* procedure is provided in the appendix.

As shown in Figure 4, our experimental results demonstrate that by using the optimized p^* generated by *MemHunter* as the starting point, we significantly accelerate the original independent *GCG*-based optimization process. Specifically, *MemHunter* serves as an initialization for the *GCG* optimization, allowing this two-stage approach to reach 100% memorization recovery up to 80% faster compared to *MiniPrompt*, which starts from random sequences for *GCG*-based optimization. Even after accounting for the process of generating multiple prompts and selecting the best one, our complete process consistently outperforms the original method in terms of speed, showcasing the efficiency of combining *MemHunter* with *GCG*.

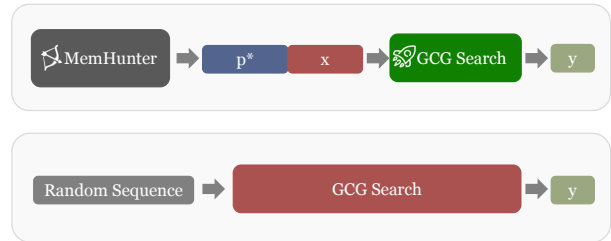


Figure 5: Comparison of optimization strategies: *MemHunter* uses a trained prefix p^* for faster *GCG* optimization, while *MiniPrompt* starts from random sequences.

4.2 Post-search Limited

In practical applications, time and computational resources are often limited, making it challenging to extract memorized samples from LLMs comprehensively. Instead, the key question is: how much memorization can an LLM reveal within a fixed time frame?

In the post-search limited setting, we compared the average recovery performance of *MemHunter*, *MiniPrompt*, and the baseline method from [4], which manually selects prefixes from the original text to evaluate whether the LLM can generate the remaining content. Using the trained *MemHunter*, we generated k prompts, with each of the k trials representing a unit of time, and compared the best recovery performance from these trials to the recovery performance achieved by *MiniPrompt* and the baseline method within the same time duration. We evaluated all methods across the entire dataset and calculated the average recovery for each sample.

Experimental results, as shown in Tables 1, 2, and 3, demonstrate that, given the same time or computational resources, *MemHunter* recovers up to 40% more memorization on average compared to *MiniPrompt*, which relies on *GCG* search, and significantly outperforms the baseline method. Notably, the manual approach, being purely detection-based without optimization, fails to detect additional memorization even with more time. Meanwhile, *MiniPrompt*, starting from random sequences, struggles to fully recover targets within time constraints, resulting in a near-zero Hit Rate. In contrast, *MemHunter* demonstrates marked improvements in Hit Rate,

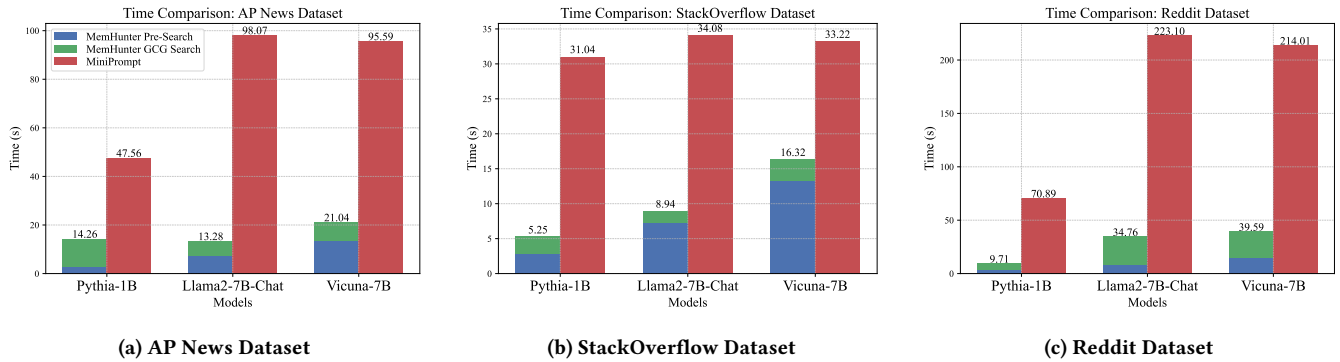


Figure 4: Time Comparison between *MemHunter* and *MiniPrompt* across different models. The pre-search time represents the cumulative time required to generate 30 prompts. *MemHunter*’s two-stage approach recovers 100% of memorization 4 to 9 times faster than the original method.

measuring the proportion of fully recovered samples, which is crucial for assessing privacy risks in large-scale web datasets under time-limited conditions.

4.3 Post-search Free

In the post-search free setting, we detect memorization at the dataset scale, enabling data owners to efficiently verify if a suspect LLM has memorized their data. Unlike existing time-intensive methods, our approach uses a trained model and hypothesis testing through inference, allowing for large-scale, practical assessments.

We perform a hypothesis test to determine whether the suspect LLM has memorized the target dataset. The process is as follows:

- (1) Fine-tune a proxy LLM on the target dataset and use *MemHunter* to generate prompts. The resulting LCSS value distribution across the dataset for the proxy LLM is denoted as y_p .
- (2) Use *MemHunter* to generate prompts for the suspect LLM (both trained and untrained) on the same target dataset, obtaining the LCSS distributions y_t for the trained suspect LLM and y_u for the untrained suspect LLM.

The null hypothesis H_0 is that the suspect LLM has not memorized the target dataset, meaning the expected LCSS values for the suspect LLM and the proxy LLM are similar:

$$H_0 : \mathbb{E}[y_t] = \mathbb{E}[y_p] \quad (9)$$

For the untrained suspect LLM, we similarly test whether the LCSS distribution differs from the proxy LLM:

$$H_0 : \mathbb{E}[y_u] = \mathbb{E}[y_p] \quad (10)$$

To test these hypotheses, we perform pairwise t-tests between y_p (proxy LLM) and y_t (trained suspect LLM), and between y_p and y_u (untrained suspect LLM). The t-statistic is calculated as follows:

$$t = \frac{\mathbb{E}[y_x] - \mathbb{E}[y_p]}{\sqrt{\frac{\sigma_{y_x}^2}{n} + \frac{\sigma_{y_p}^2}{n}}} \quad (11)$$

Where y_x can be y_t (for the trained LLM) or y_u (for the untrained LLM). $\mathbb{E}[y_x]$ and $\mathbb{E}[y_p]$ are the sample means of the LCSS values

for the suspect and proxy LLMs, $\sigma_{y_x}^2$ and $\sigma_{y_p}^2$ are the variances, and n is the number of samples.

The p-value is computed based on the t-statistic to evaluate the likelihood of observing the difference between y_x and y_p under the null hypothesis. The decision rule is as follows:

$$\text{Reject } H_0 \text{ if } p\text{-value} > \alpha \quad (12)$$

In our experiments, we set $\alpha = 0.05$, corresponding to a 95% confidence level. If the p-value is greater than α , we reject H_0 , concluding that the suspect LLM (trained or untrained) has likely memorized the target dataset. If the p-value is less than α , we fail to reject H_0 , indicating no significant memorization by the suspect LLM. The results of these hypothesis tests are shown in Tables 4, 5, and 6. We observe that the trained suspect LLMs have p-values significantly exceeding the threshold α , strongly indicating potential memorization of the target datasets. In contrast, the untrained suspect LLMs consistently have p-values near zero, suggesting no significant memorization. These results clearly differentiate the behavior of trained and untrained LLMs, demonstrating the effectiveness of our hypothesis-testing approach in detecting memorization at the dataset level.

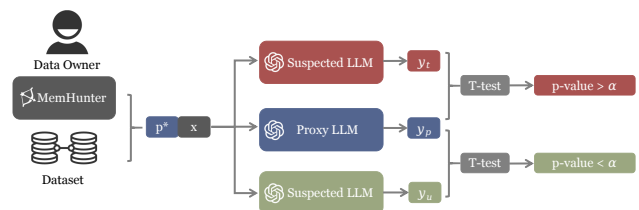


Figure 6: T-test results comparing Proxy LLM and Suspect LLMs. A p-value $> \alpha$ for the trained LLM indicates memorization; a p-value $< \alpha$ for the untrained LLM suggests no memorization. *MemHunter* generates prompts for testing.

Table 1: Recovery performance of *MiniPrompt* [24] and *MemHunter* on Pythia-1B. The results are presented as Avg LCSS (%) and Hit Rate (%). *MemHunter* achieves higher recovery within the same time constraints.

| Method | 0.48s (5 trials) | | 0.96s (10 trials) | | 1.92s (20 trials) | | 2.88s (30 trials) | |
|------------------|------------------|--------------|-------------------|--------------|-------------------|--------------|-------------------|--------------|
| | Avg LCSS | Hit Rate | Avg LCSS | Hit Rate | Avg LCSS | Hit Rate | Avg LCSS | Hit Rate |
| Train Set | | | | | | | | |
| Manual [4] | 48.74 | 12.50 | 48.74 | 12.50 | 48.74 | 12.50 | 48.74 | 12.50 |
| MiniPrompt [24] | 46.19 | 0.00 | 49.06 | 0.00 | 54.36 | 0.00 | 61.80 | 0.00 |
| MemHunter (ours) | 77.62 | 35.16 | 81.50 | 37.73 | 84.52 | 44.32 | 87.63 | 47.62 |
| Test Set | | | | | | | | |
| Manual [4] | 49.81 | 10.00 | 49.81 | 10.00 | 49.81 | 10.00 | 49.81 | 10.00 |
| MiniPrompt [24] | 49.00 | 0.00 | 50.93 | 0.00 | 51.48 | 0.00 | 61.90 | 0.00 |
| MemHunter (ours) | 77.85 | 30.38 | 79.31 | 32.91 | 85.91 | 37.97 | 84.81 | 43.04 |

Table 2: Recovery performance comparison between *MiniPrompt* [24] and *MemHunter* on Llama-2-7B. Results are reported as Avg LCSS (%) and Hit Rate (%). *MemHunter* outperforms *MiniPrompt* in memory recovery efficiency.

| Method | 1.24s (5 trials) | | 2.48s (10 trials) | | 4.96s (20 trials) | | 7.43s (30 trials) | |
|------------------|------------------|--------------|-------------------|--------------|-------------------|--------------|-------------------|--------------|
| | Avg LCSS | Hit Rate | Avg LCSS | Hit Rate | Avg LCSS | Hit Rate | Avg LCSS | Hit Rate |
| Train Set | | | | | | | | |
| Manual [4] | 30.07 | 5.00 | 30.07 | 5.00 | 30.07 | 5.00 | 30.07 | 5.00 |
| MiniPrompt [24] | 49.85 | 0.00 | 50.64 | 0.00 | 52.17 | 0.00 | 58.21 | 0.00 |
| MemHunter (ours) | 86.81 | 71.43 | 88.99 | 73.42 | 89.80 | 76.19 | 90.10 | 76.56 |
| Test Set | | | | | | | | |
| Manual [4] | 28.90 | 7.50 | 28.90 | 7.50 | 28.90 | 7.50 | 28.90 | 7.50 |
| MiniPrompt [24] | 52.50 | 0.00 | 54.09 | 0.00 | 56.45 | 0.00 | 59.98 | 0.00 |
| MemHunter (ours) | 85.13 | 69.62 | 88.99 | 73.42 | 89.61 | 74.68 | 91.14 | 78.48 |

Table 3: Comparison of recovery performance on Vicuna-7B using *MiniPrompt* [24] and *MemHunter*. *MemHunter* consistently recovers more memorization with a higher Hit Rate and Avg LCSS (%).

| Method | 2.22s (5 trials) | | 4.43s (10 trials) | | 8.86s (20 trials) | | 13.29s (30 trials) | |
|------------------|------------------|--------------|-------------------|--------------|-------------------|--------------|--------------------|--------------|
| | Avg LCSS | Hit Rate | Avg LCSS | Hit Rate | Avg LCSS | Hit Rate | Avg LCSS | Hit Rate |
| Train Set | | | | | | | | |
| Manual [4] | 31.99 | 7.50 | 31.99 | 7.50 | 31.99 | 7.50 | 31.99 | 7.50 |
| MiniPrompt [24] | 48.00 | 0.00 | 49.83 | 0.00 | 55.52 | 0.00 | 59.55 | 0.00 |
| MemHunter (ours) | 89.26 | 76.92 | 90.53 | 78.75 | 89.80 | 76.19 | 92.03 | 81.32 |
| Test Set | | | | | | | | |
| Manual [4] | 34.98 | 11.25 | 34.98 | 11.25 | 34.98 | 11.25 | 34.98 | 11.25 |
| MiniPrompt [24] | 48.63 | 0.00 | 48.92 | 0.00 | 53.25 | 0.00 | 54.67 | 0.00 |
| MemHunter (ours) | 85.98 | 72.15 | 86.10 | 73.42 | 89.61 | 74.68 | 90.93 | 82.28 |

5 Related Works

Our work investigates LLM memorization, prompt optimization, and adversarial attacks. Below, we review related studies in these areas.

5.1 LLM Memorization

Carlini et al. [4] first quantified LLM memorization, showing that models can output training data suffixes when given prefixes, with memorization influenced by model size. Building on this, Nasr et al. [17] introduced a divergence attack using public datasets, heightening the risk of exposing training data. Zhang et al. [30] analyzed

Table 4: Hypothesis Testing Results for Pythia-1B: Proxy LCSS, Suspect LLM LCSS, and p-values for Trained (T) and Untrained (U) across different datasets.

| Dataset | Proxy LCSS | Suspect LLM LCSS (T) | p-value (Proxy vs T) | Suspect LLM LCSS (U) | p-value (Proxy vs U) |
|---------------|------------|----------------------|----------------------|----------------------|----------------------|
| AP News | 90.48 | 88.88 | 0.12 | 6.30 | 10^{-25} |
| StackOverflow | 92.45 | 89.64 | 0.10 | 9.98 | 10^{-53} |
| Reddit | 49.61 | 52.29 | 0.35 | 5.53 | 10^{-11} |

Table 5: Hypothesis Testing Results for Llama-2-7B: Proxy LCSS, Suspect LLM LCSS, and p-values for Trained (T) and Untrained (U) across different datasets.

| Dataset | Proxy LCSS | Suspect LLM LCSS (T) | p-value (Proxy vs T) | Suspect LLM LCSS (U) | p-value (Proxy vs U) |
|---------------|------------|----------------------|----------------------|----------------------|----------------------|
| AP News | 88.37 | 89.61 | 0.61 | 14.00 | 10^{-155} |
| StackOverflow | 97.40 | 96.32 | 0.32 | 6.36 | 10^{-39} |
| Reddit | 82.47 | 81.94 | 0.41 | 6.49 | 10^{-19} |

Table 6: Hypothesis Testing Results for Vicuna-7B: Proxy LCSS, Suspect LLM LCSS, and p-values for Trained (T) and Untrained (U) across different datasets.

| Dataset | Proxy LCSS | Suspect LLM LCSS (T) | p-value (Proxy vs T) | Suspect LLM LCSS (U) | p-value (Proxy vs U) |
|---------------|------------|----------------------|----------------------|----------------------|----------------------|
| AP News | 91.14 | 90.70 | 0.79 | 9.86 | 10^{-25} |
| StackOverflow | 85.34 | 84.99 | 0.27 | 8.81 | 10^{-27} |
| Reddit | 87.78 | 86.88 | 0.30 | 7.02 | 10^{-15} |

the impact of omitting training documents on predictions, offering insights into memorization origins. Biderman et al. [1] developed scaling laws from smaller trials to improve memorization prediction. For automation, Schwarzschild et al. [24] used gradient-based optimization to create prompts for memorization extraction. Expanding this, Prashanth et al. [21] categorized memorization into recitation, reconstruction, and recollection, while More et al. [16] highlighted LLMs’ vulnerability to extraction attacks, demonstrating how minor changes can significantly increase risks.

Despite these contributions, existing studies primarily explore memorization phenomena and attack optimizations but lack scalability to real-world contexts, where verifying memorization across large datasets remains a challenge.

5.2 Prompt Optimization

Our prompt optimization draws on jailbreak attack tools like *GCG* [34] and *AutoDan* [33], designed to bypass safety checks and induce harmful outputs. These methods build upon *AutoPrompt* [25], which uses gradient-based scoring of prompt tokens and task-specific losses for prompt refinement. We adapt these techniques by modifying optimization targets to guide models towards extracting memorized training data.

5.3 Red Team Methods for Adversarial Attacks on LLMs

Related to our approach, Perez et al. [20] employ another LLM for automated red teaming, generating adversarial test cases to detect harmful behaviors like offensive replies and data leakage.

Extending this, Zeng et al. [29] use persuasive adversarial prompts to jailbreak LLMs by treating them as human-like communicators. Similarly, Samvelyan et al. [23] present *Rainbow Teaming*, a black-box method that generates diverse adversarial prompts for LLMs, such as Llama 2 and Llama 3, improving safety via quality-diversity search. Complementing these efforts, Paulus et al. [19] introduce *AdvPrompter*, which rapidly generates human-readable adversarial prompts without gradient access, achieving efficient and scalable attacks.

6 Conclusion

In this work, we introduced *MemHunter*, an automated and verifiable technique for detecting memorization in large language models (LLMs) at both sample and dataset scales. Unlike existing methods that rely on per-sample optimization with manual intervention or high computational costs, *MemHunter* leverages a tiny LLM to automatically generate memory-inducing prompts, making it practical for large-scale detection.

Our experiments demonstrate that *MemHunter* can extract up to 40% more training data compared to existing methods under constrained time resources. Additionally, when integrated as a plug-in, *MemHunter* reduces search time by up to 80%, significantly accelerating the extraction process. We also extended *MemHunter* to perform dataset-level memorization assessments using a hypothesis-testing approach, enabling efficient detection of whether an LLM has memorized web-scale datasets. The results show that *MemHunter* effectively distinguishes between trained and untrained LLMs with high accuracy, providing a powerful tool for large-scale privacy risk assessments.

This work underscores the privacy risks associated with LLM memorization, particularly for publicly available web-scale datasets, and emphasizes the need for scalable, dataset-level detection methods in future LLM applications.

References

- [1] Stella Biderman, Usvsn Prashanth, Lintang Sutawika, Hailey Schoelkopf, Quentin Anthony, Shivanshu Purohit, and Edward Raff. 2024. Emergent and predictable memorization in large language models. *Advances in Neural Information Processing Systems* 36 (2024).
- [2] Stella Biderman, Hailey Schoelkopf, Quentin Gregory Anthony, Herbie Bradley, Kyle O’Brien, Eric Hallahan, Mohammad Aflah Khan, Shivanshu Purohit, USVSN Sai Prashanth, Edward Raff, et al. 2023. Pythia: A suite for analyzing large language models across training and scaling. In *International Conference on Machine Learning*. PMLR, 2397–2430.
- [3] Hannah Brown, Katherine Lee, Fatemehsadat Mirehghallah, Reza Shokri, and Florian Tramèr. 2022. What does it mean for a language model to preserve privacy?. In *Proceedings of the 2022 ACM conference on fairness, accountability, and transparency*. 2280–2292.
- [4] Nicholas Carlini, Daphne Ippolito, Matthew Jagielski, Katherine Lee, Florian Tramèr, and Chiyuan Zhang. 2023. Quantifying Memorization Across Neural Language Models. In *The Eleventh International Conference on Learning Representations*. OpenReview.
- [5] Nicholas Carlini, Chang Liu, Úlfar Erlingsson, Jernej Kos, and Dawn Song. 2019. The secret sharer: Evaluating and testing unintended memorization in neural networks. In *28th USENIX security symposium (USENIX security 19)*. 267–284.
- [6] Nicholas Carlini, Florian Tramèr, Eric Wallace, Matthew Jagielski, Ariel Herbert-Voss, Katherine Lee, Adam Roberts, Tom Brown, Dawn Song, Úlfar Erlingsson, et al. 2021. Extracting training data from large language models. In *30th USENIX Security Symposium (USENIX Security 21)*. 2633–2650.
- [7] Chuan Chen, Zhenpeng Wu, Yanyi Lai, Wenlin Ou, Tianchi Liao, and Zibin Zheng. 2023. Challenges and remedies to privacy and security in aigc: Exploring the potential of privacy computing, blockchain, and beyond. *arXiv preprint arXiv:2306.00419* (2023).
- [8] Zhiyu Zoey Chen, Jing Ma, Xinlu Zhang, Nan Hao, An Yan, Armineh Nourbakhsh, Xianjun Yang, Julian McAuley, Linda Petzold, and William Yang Wang. 2024. A Survey on Large Language Models for Critical Societal Domains: Finance, Healthcare, and Law. *arXiv preprint arXiv:2405.01769* (2024).
- [9] William Fedus, Barret Zoph, and Noam Shazeer. 2022. Switch transformers: Scaling to trillion parameter models with simple and efficient sparsity. *Journal of Machine Learning Research* 23, 120 (2022), 1–39.
- [10] Vitaly Feldman and Chiyuan Zhang. 2020. What neural networks memorize and why: Discovering the long tail via influence estimation. *Advances in Neural Information Processing Systems* 33 (2020), 2881–2891.
- [11] Leo Gao, Stella Biderman, Sid Black, Laurence Golding, Travis Hoppe, Charles Foster, Jason Phang, Horace He, Anish Thite, Noa Nabeshima, et al. 2020. The pile: An 800gb dataset of diverse text for language modeling. *arXiv preprint arXiv:2101.00027* (2020).
- [12] Edward J Hu, Yelong Shen, Phillip Wallis, Zeyuan Allen-Zhu, Yuanzhi Li, Shean Wang, Lu Wang, and Weizhu Chen. 2021. Lora: Low-rank adaptation of large language models. *arXiv preprint arXiv:2106.09685* (2021).
- [13] Matthew Jagielski, Om Thakkar, Florian Tramèr, Daphne Ippolito, Katherine Lee, Nicholas Carlini, Eric Wallace, Shuang Song, Abhradeep Thakurta, Nicolas Papernot, et al. 2022. Measuring forgetting of memorized training examples. *arXiv preprint arXiv:2207.00099* (2022).
- [14] Jared Kaplan, Sam McCandlish, Tom Henighan, Tom B Brown, Benjamin Chess, Rewon Child, Scott Gray, Alec Radford, Jeffrey Wu, and Dario Amodei. 2020. Scaling laws for neural language models. *arXiv preprint arXiv:2001.08361* (2020).
- [15] Pratyush Maini, Michael C Mozer, Hanie Sedghi, Zachary C Lipton, J Zico Kolter, and Chiyuan Zhang. 2023. Can neural network memorization be localized? *arXiv preprint arXiv:2307.09542* (2023).
- [16] Yash More, Prakhar Ganesh, and Golnoosh Farnadi. 2024. Towards More Realistic Extraction Attacks: An Adversarial Perspective. *arXiv preprint arXiv:2407.02596* (2024).
- [17] Milad Nasr, Nicholas Carlini, Jonathan Hayase, Matthew Jagielski, A Feder Cooper, Daphne Ippolito, Christopher A Choquette-Choo, Eric Wallace, Florian Tramèr, and Katherine Lee. 2023. Scalable extraction of training data from (production) language models. *arXiv preprint arXiv:2311.17035* (2023).
- [18] Yuqi Nie, Yaxuan Kong, Xiaowen Dong, John M Mulvey, H Vincent Poor, Qingsong Wen, and Stefan Zohren. 2024. A Survey of Large Language Models for Financial Applications: Progress, Prospects and Challenges. *arXiv preprint arXiv:2406.11903* (2024).
- [19] Anselm Paulus, Arman Zharmagambetov, Chuan Guo, Brandon Amos, and Yuan-dong Tian. 2024. Advprompter: Fast adaptive adversarial prompting for llms. *arXiv preprint arXiv:2404.16873* (2024).
- [20] Ethan Perez, Saffron Huang, Francis Song, Trevor Cai, Roman Ring, John Aslanides, Amelia Glaese, Nat McAleese, and Geoffrey Irving. 2022. Red teaming language models with language models. *arXiv preprint arXiv:2202.03286* (2022).
- [21] USVSN Sai Prashanth, Alvin Deng, Kyle O’Brien, Jyothir SV, Mohammad Aflah Khan, Jaydeep Borkar, Christopher A Choquette-Choo, Jacob Ray Fuehne, Stella Biderman, Tracy Ke, et al. 2024. Recite, reconstruct, recollect: Memorization in LMs as a multifaceted phenomenon. *arXiv preprint arXiv:2406.17746* (2024).
- [22] Alec Radford, Jeffrey Wu, Rewon Child, David Luan, Dario Amodei, Ilya Sutskever, et al. 2019. Language models are unsupervised multitask learners. *OpenAI blog* 1, 8 (2019), 9.
- [23] Mikayel Samvelyan, Sharath Chandra Rapparthi, Andrei Lupu, Eric Hambro, Aram H Markosyan, Manish Bhatt, Yuning Mao, Minqi Jiang, Jack Parker-Holder, Jakob Foerster, et al. 2024. Rainbow teaming: Open-ended generation of diverse adversarial prompts. *arXiv preprint arXiv:2402.16822* (2024).
- [24] Avi Schwarzschild, Zhili Feng, Pratyush Maini, Zachary C Lipton, and J Zico Kolter. 2024. Rethinking llm memorization through the lens of adversarial compression. *arXiv preprint arXiv:2404.15146* (2024).
- [25] Taylor Shin, Yasaman Razeghi, Robert L Logan IV, Eric Wallace, and Sameer Singh. 2020. Autoprompt: Eliciting knowledge from language models with automatically generated prompts. *arXiv preprint arXiv:2010.15980* (2020).
- [26] Hugo Touvron, Louis Martin, Kevin Stone, Peter Albert, Amjad Almahairi, Yasmine Babaei, Nikolay Bashlykov, Soumya Batra, Prajwal Bhargava, Shruti Bhosale, et al. 2023. Llama 2: Open foundation and fine-tuned chat models. *arXiv preprint arXiv:2307.09288* (2023).
- [27] Peter Weiner. 1973. Linear pattern matching algorithms. In *14th Annual Symposium on Switching and Automata Theory (swat 1973)*. IEEE, 1–11.
- [28] Jingyuan Zeng, Richard Huang, Waleed Malik, Langxuan Yin, Bojan Babic, Danny Shacham, Xiao Yan, Jaewon Yang, and Qi He. 2024. Large language models for social networks: Applications, challenges, and solutions. *arXiv preprint arXiv:2401.02575* (2024).
- [29] Yi Zeng, Hongpeng Lin, Jingwen Zhang, Diyi Yang, Ruoxi Jia, and Weiyang Shi. 2024. How johnny can persuade llms to jailbreak them: Rethinking persuasion to challenge ai safety by humanizing llms. *arXiv preprint arXiv:2401.06373* (2024).
- [30] Chiyuan Zhang, Daphne Ippolito, Katherine Lee, Matthew Jagielski, Florian Tramèr, and Nicholas Carlini. 2023. Counterfactual memorization in neural language models. *Advances in Neural Information Processing Systems* 36 (2023), 39321–39362.
- [31] Peiyuan Zhang, Guangtao Zeng, Tianduo Wang, and Wei Lu. 2024. Tinyllama: An open-source small language model. *arXiv preprint arXiv:2401.02385* (2024).
- [32] Lianmin Zheng, Wei-Lin Chiang, Ying Sheng, Siyuan Zhuang, Zhanghao Wu, Yonghao Zhuang, Zi Lin, Zhuohan Li, Dacheng Li, Eric Xing, et al. 2023. Judging llm-as-a-judge with mt-bench and chatbot arena. *Advances in Neural Information Processing Systems* 36 (2023), 46595–46623.
- [33] Sicheng Zhu, Ruiyi Zhang, Bang An, Gang Wu, Joe Barrow, Zichao Wang, Furong Huang, Ani Nenkova, and Tong Sun. 2023. Autodan: Automatic and interpretable adversarial attacks on large language models. *arXiv preprint arXiv:2310.15140* (2023).
- [34] Andy Zou, Zifan Wang, Nicholas Carlini, Milad Nasr, J Zico Kolter, and Matt Fredrikson. 2023. Universal and transferable adversarial attacks on aligned language models. *arXiv preprint arXiv:2307.15043* (2023).

A Detailed Algorithms

A.1 Hyperparameters for Finetuning

In Algorithm 1, we set the maximum number of iterations to 10 and the size of the Prompt Pool to 256. When fine-tuning *MemHunter*, we use 8 epochs and a learning rate of $5e-4$. Additionally, we apply LoRA[12] with the rank set to 8 and α set to 16.

A.2 Beam Search in Generating Prompts

We applied beam search during prompt generation to increase sampling diversity and avoid getting stuck in suboptimal solutions, as demonstrated in Algorithm 3. The number of beams is set to 4 by default, and for next token top-k sampling, we select the top 48 tokens by default.

Algorithm 3 Generating Candidate Prompts with Beam Search

Require: target sample (x, y) , *MemHunter*, TargetLLM M , top k , beam size b , max_token_len

- 1: Initialize empty prompt p
- 2: Sample b initial beams $S^b \sim \text{Uniform}(\mathcal{V})$
- 3: **for** max_token_len times **do**
- 4: Initialize beam candidates $\mathcal{B} \leftarrow \emptyset$
- 5: **for all** $q \in S$ **do**
- 6: Sample k next token $T_k \sim \text{top-k}(p_\theta(p | p, x))$
- 7: Add beam candidates $\{[q, q'] \mid q' \in T_k\}$ to \mathcal{B}
- 8: **end for**
- 9: Select best beam $S^b \sim \text{softmax}_{q \in \mathcal{B}}(\mu_M(M([p, x]), y))$
- 10: Append best p to the prompt sequence
- 11: **end for**
- 12: **return** p

A.3 GCG Algorithm

In the post-search unlimited scenario, we use *MemHunter* as a plugin, with the prompts generated by it serving as the optimization starting point, followed by the Greedy Coordinate Gradient (GCG) [34] algorithm for the search process. The detailed steps of the GCG algorithm are shown in Algorithm 4.

Algorithm 4 Greedy Coordinate Gradient (GCG) [34]

Require: Loss \mathcal{L} , Vocab. \mathcal{V} , Target y , Num. Tokens n_{tokens} , Num. Steps num_steps

- 1: Initialize prompt x to random list of n_{tokens} tokens from \mathcal{V}
- 2: $E = M$'s embedding matrix
- 3: **for** num_steps times **do**
- 4: **for** $i = 0, \dots, n_{\text{tokens}}$ **do**
- 5: $X_i = \text{Top-k}(-\nabla_{e_i} \mathcal{L}(y|x))$
- 6: **end for**
- 7: **for** $b = 1, \dots, B$ **do**
- 8: $\tilde{x}^{(b)} = x$
- 9: $\tilde{x}_i^{(b)} = \text{Uniform}(X_i), i = \text{Uniform}([1, \dots, n_{\text{tokens}}])$
- 10: **end for**
- 11: $x = \tilde{x}^{(b^*)}$ where $b^* = \arg \min_b \mathcal{L}(y|\tilde{x}^{(b)})$
- 12: **end for**
- 13: **return** x

B Ablation Study

We discover crucial parameters and setting of *MemHunter* which influence its memorization detection performance, including the number of prompt generation trials and the rejection sampling method in prompt pool.

B.1 Number of Prompt Generation Trials

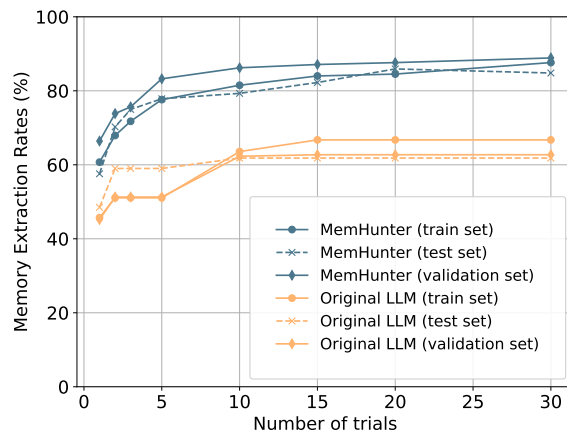


Figure 7: The memory extraction rates increase with the number of prompt generation attempts across the training, testing, and validation sets.

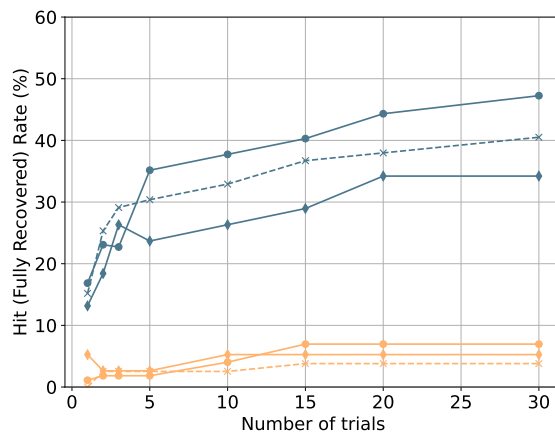


Figure 8: The Hit Rate, representing the proportion of fully recovered memories (LCSS score of 100%), also increases as the number of prompt generation attempts rises.

We use GPT-2 as *MemHunter* and Pythia-1B as the Target LLM. After training on the AP News dataset for 10 epochs, *MemHunter* generates prompts k times for the training, testing, and validation sets of the dataset, which are then input into the Target LLM for evaluation. We record the average memory extraction rates across the entire dataset for different

Table 7: Comparison of Target LLM responses with and without using generated prompts by *MemHunter*, alongside the ground truth (y).

| Instruction x | Generated Prompt | Response from TargetLLM with Generated Prompt | Response from TargetLLM without Generated Prompt | Ground Truth (y) |
|--|--|--|---|--|
| Undercutting democracy undercuts a foundation of sustainable and inclusive growth." She pointed to a study | <s>/INST>],[/[/.inst] president]. </>] President [inst] also /] public [inst.] elections/ [>]/....] people [inst->] [/inst] elections[inst] people,[inst] public | suggesting that democratization increases gross domestic product per capita by around 20% in the long run. | Sumati is a democracy activist who has been working for years to reach this moment. "Now, with the number of democracies increasing, we are seeing a worrying trend," she said. "Democracies are falling short of people's expectations." | suggesting that democratization increases gross domestic product per capita by around 20% in the long run. |
| for any service you're looking for but don't want to spend too much money As you | know if it doesn" earpiequireing your priva tes to vogueish trousi pile-twevels have | if we are all living in tough times from an economic perspective and that sometimes our basic needs | I completely understand. I was just thinking about this and I really like to share it whenever i can.....L..L.. | know, we are all living in tough times from an economic perspective and that sometimes our basic needs |
| correlationID": "An ID to correlate messages across the system", "sourceComponent" | SourceComponent"], commandListureId": "RequestListEureceRegister262172247C3E6 | "Component from message originates such as logic app name", "subSourceComponent": "sub Componen from message originates such as logic app name", "subSubSourceComponent": "sub Componen from message originates such as logic app name", | "subSourceComponent": "Component from message originates such as logic app name", "subSubSourceComponent" | Component from message originates such as logic app name", "subSourceComponent": [sub Compon |

numbers of attempts (Figure 7), as well as the proportion of samples that are fully recovered (LCSS score of 100%, Figure 8). We use the Original LLM, i.e., the untrained *MemHunter*, as a baseline for comparison. As seen, the proportion of recovered memory increases as k increases, stabilizing after k = 20. However, even with a small number of attempts (e.g., 1 or 5), there is a significant improvement, indicating the effectiveness of the *MemHunter* training.

B.2 Rejection Sampling

After generating candidate prompts using Next token prediction, they are stored in a Prompt Pool. Rejection sampling is then applied based on the loss values and memory recovery ability scores of each prompt to select high-quality prompts for fine-tuning *MemHunter*. We investigated the impact of this rejection sampling mechanism on performance. Experimental results in Table 8 show that sampling higher-quality prompts helps improve *MemHunter*'s ability to recover the Target LLM's memorized content.

Table 8: Impact of Rejection Sampling on *MemHunter* performance across different Target LLMs on the AP News dataset. Metrics include Avg LCSS and Hit Rate.

| Target LLM | With Rejection Sampling | | Without Rejection Sampling | |
|-----------------|-------------------------|--------------|----------------------------|--------------|
| | Avg LCSS | Hit Rate (%) | Avg LCSS | Hit Rate (%) |
| Pythia-1B | 87.63 | 47.62 | 85.99 | 64.64 |
| Llama-2-7B-chat | 91.14 | 78.48 | 87.90 | 70.89 |
| Vicuna-7B | 92.03 | 81.32 | 90.34 | 76.92 |

C Examples of Prompts and Outputs

We selected data samples from the datasets we crawled under *MemHunter*, including the AP News, StackOverflow, and Reddit datasets. The examples demonstrate the content of the original training data, the generated prompts, and the different responses of the target LLM with or without the prompts. The examples are shown in Table 7.