

## An RNA condensate model for the origin of life.

Jacob L. Fine<sup>1,2</sup> & Alan M. Moses<sup>3,4,5</sup>

<sup>1</sup>Donnelly Centre, University of Toronto, Toronto

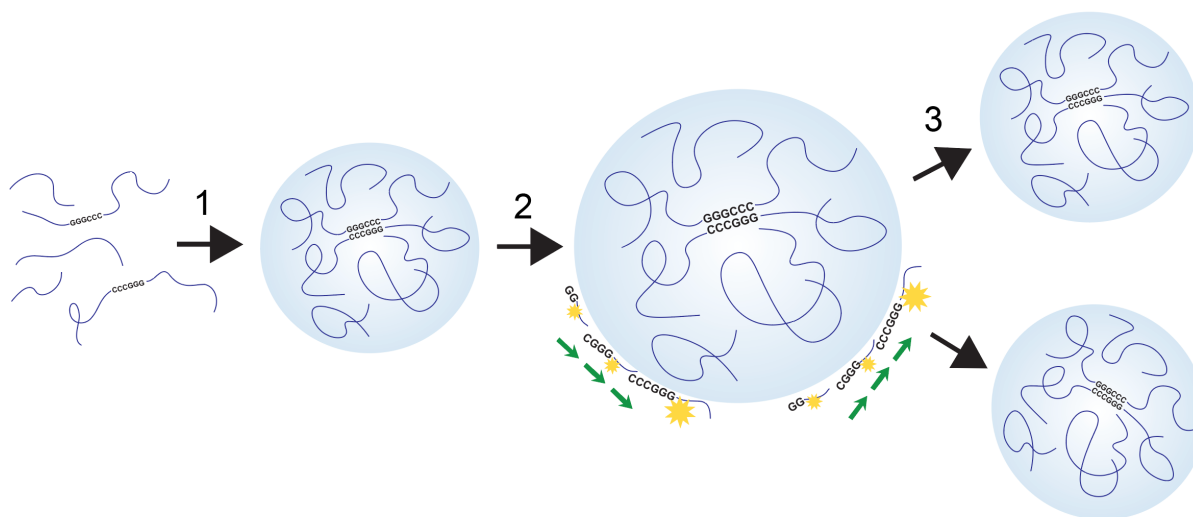
<sup>2</sup>Molecular Genetics, University of Toronto, Toronto

<sup>3</sup>Cell & Systems Biology, University of Toronto, Toronto

<sup>4</sup>Computer Science, University of Toronto, Toronto

<sup>5</sup>Ecology and Evolutionary Biology, University of Toronto, Toronto

### Graphical Abstract



Proposed mechanism of compartmentalization and self-replication via an RNA condensate: (1) condensation, (2) RNA-templated polymerization (green arrows) and growth, and (3) division.

### Research Highlights

1. RNA condensates may have served as self-replicating catalysts for the origin of life and the RNA World.
2. Catalytic RNA condensates formed by short and low-complexity RNAs lower the error threshold and provide a mechanism for prebiotic compartmentalization.
3. Within a standard polymer physics framework, key biophysical parameters are defined for condensate-dependent self-templated RNA polymerization.
4. RNA condensates capable of self-templated polymerization may spontaneously begin a 'condensate chain reaction' leading to natural selection
5. These hypotheses about the origin of life can readily be tested by experiment or simulations.

### Abstract

The RNA World hypothesis predicts that self-replicating RNAs evolved before DNA genomes and coded proteins. Despite widespread support for the RNA World, self-replicating RNAs have yet to be identified in a natural context, leaving a key 'missing link' for this explanation of the origin of

life. Inspired by recent work showing that condensates of charged polymers can create electrochemical gradients capable of catalyzing hydrolysis, we consider a catalytic RNA condensate as a candidate for the self-replicating RNA. We develop a theoretical framework where an RNA condensate formed by the spontaneous demixing of disordered RNA sequences undergoes self-replicative amplification. Our theory addresses two central problems in the origins of life: (i) the origin of compartmentalization and (ii) the error threshold for the accuracy of templated replication. We show that many of the needed properties of this self-replicating RNA condensate have been realized experimentally in recent studies and can be formalized within a standard polymer physics framework. Specifically, we propose that short, low-complexity RNA polymers formed catalytic condensates capable of templated RNA polymerization. Because the condensate properties depend on the RNA sequences, RNAs that formed condensates with improved polymerization and demixing capacity would be amplified, leading to a 'condensate chain reaction' and evolution by natural selection. We believe this prediction could be tested with current experimental and theoretical tools. Furthermore, we note that the extant nucleolus appears to satisfy many of the requirements of an evolutionary relic for the model we propose. More generally, we suggest that future work on the origin of life would benefit from condensate-centric biophysical models of RNA evolution.

**Keywords:** origin of life, RNA world, polymer physics, theoretical biology, condensates.

### ***Introduction***

The joint informatic and catalytic properties of RNA suggest that life originated in an RNA-dominated context with self-replicating RNAs. This view, known as the RNA World hypothesis<sup>1</sup> has gained widespread support since the discovery of catalytic RNA,<sup>2,3</sup> and the finding that peptide synthesis is catalyzed by a ribozyme.<sup>4</sup> From the latter it follows that catalytic RNA must predate the emergence of the genetic code and coded proteins altogether<sup>5-7</sup> and other evidence also supports the view that RNA arose before DNA genomes and coded proteins.<sup>2-4,8,9</sup>

Despite the support for the RNA World, the exact mechanism by which the first RNAs arose in a 'pre-RNA World' remains unclear.<sup>5</sup> For a self-replicating RNA to evolve, a barrier between the individual and its environment is required, along with a mechanism that accounts for the synthesis of new RNAs from parent generations.<sup>5</sup> In other words, the origins of the RNA World is a function of (i) the nature of the original catalyst of prebiotic RNA self-replication and (ii) the original mechanism of RNA compartmentalization to form the division between the system and its surroundings.

To address self-replication, it has been suggested that an RNA-dependent RNA polymerase (RdRp) composed of RNA arose before the protein replicases of present life that drove early RNA replication.<sup>10</sup> While success has been attained in synthesizing artificial RdRp ribozymes<sup>11-15</sup> to our knowledge there are no known naturally occurring enzymes of this character and artificial RdRp ribozymes have relatively long (typically at least ~100-150 bases) and stable structures that are highly sensitive to the sequences of the molecules that encode them. This makes it necessary to explain how RNA underwent self-replication and selection in the astronomically large sequence space, before the origins of a function RdRp ribozyme of sufficient length, fidelity and catalytic efficiency.

This notion was formalized by the error threshold,<sup>16</sup> where longer polymers require lower mutation rates to replicate with sufficient copying accuracy to avoid excessive information loss. To understand this relationship, consider an RNA 'master sequence' of length  $N$  undergoing self-replication with a mutation rate  $\mu$ , where mutations occur independently at each base. The 'fitness' of the master sequence,  $\sigma$ , is defined the number of identical copies made per mutant copy. If the error rate  $\mu$  exceeds  $\ln(\sigma)/N$  (Equation 1) then an 'error catastrophe' occurs<sup>16</sup>, where the

abundance of the master sequence rapidly decreases relative to the growing population of mutant sequences.

$$\mu < \frac{\ln(\sigma)}{N}$$

(Equation 1)

Thus, the error rate of RNA self-replication in the RNA world is bounded by Equation 1. In practice, for a ribozyme requiring the exact specification of  $N$  nucleotides, the error threshold can be taken<sup>17</sup> as  $1/N$  although higher thresholds may be permissible.<sup>18</sup> For ribozymes of  $\sim 100$  bases, this seems difficult to obtain ( $\mu < 1\%$ ) without a relatively long, highly ordered RdRp ribozyme in the first place. This problem is known as Eigen's paradox and is considered a major challenge for the spontaneous origin of life.

In addition to replicative catalysis, it is widely held that compartmentalization of prebiotic chemistry was critical. Because in all extant cells, compartmentalization depends on membranes, current work emphasizes the synthesis of protocells composed of simple lipids to model prebiotic events, particularly, the replication and evolution of membrane-encapsulated RNAs.<sup>19–21</sup> While important progress has been made, for instance, the production of RNA polymers up to  $\sim 200$  bases within protocells,<sup>20</sup> template-directed RNA self-replication coupled with dividing protocells over multiple generations has yet to be achieved.<sup>5</sup>

A possible simpler mode of 'pre-membrane' compartmentalization is condensation. Condensation is a spontaneous process ( $\Delta G < 0$ ) in which polymers in solution separate into a dilute phase and a dense phase, constituting demixing.<sup>22</sup> This gives rise to cellular compartments known as 'membrane-less organelles' which are often rich in RNAs and low-complexity proteins.<sup>23</sup> Indeed, condensates have been considered in the context of the origin of life<sup>24</sup> and coacervates (condensates formed via phase separation) were long considered a possible physical substrate for the origin of life as initially proposed by Oparin.<sup>25</sup>

Recent discoveries in polymer physics and protein condensates indicate that condensates of charged polymers can generate electrochemical gradients<sup>26,27</sup> along the interface between the dilute and condensed phases. Here, the phase boundary functions as a catalyst of different hydrolysis reactions, including of ATP.<sup>28</sup> Importantly, while the individual simple polymers lack catalytic activity themselves, catalytic activity arises at the interface between the condensed and dilute phases through the generation of an electrochemical gradient. Catalysis is therefore an emergent property of some populations of polymers that undergo condensation.

Intriguingly, a spontaneously forming condensate capable of template-based hydrolysis of RNA polymerization provides (in principle) a mechanism for both compartmentalization and self-replication. Here, we explore the implications of this idea further based on recent experimental studies and a standard polymer physics model of condensation. We are surprised to discover that with only these simple assumptions, other key challenges for the origin of life are addressed, and that a condensate chain reaction could apparently lead to evolution by natural selection.

### ***Theoretical framework of prebiotic RNA-mediated condensate formation***

We aim to use standard concepts in thermodynamics and polymer physics to develop a condensate-centric theoretical framework for the origin of life. We therefore first review basic polymer physics theory of condensation. Formation of a biomolecular condensate is a spontaneous process if the change in free energy of mixing ( $\Delta G_{mix}$ ), a function of enthalpy ( $\Delta H_{mix}$ ), temperature ( $T$ ) and entropy ( $\Delta S_{mix}$ ), is less than zero (Equation 2).

$$\Delta G_{mix} = \Delta H_{mix} - T\Delta S_{mix}$$

(Equation 2)

The Flory-Huggins theory<sup>29,30</sup> approximates the free energy of phase separation for a binary mixture of polymers and solvent. The polymer-solvent system is modelled as a three-dimensional lattice, where polymer units compete with solvent molecules for lattice sites, and sites are either occupied by an individual monomer, solvent molecule, or neither. If there are  $N_p$  monomers per polymer, and  $N_s = 1$  lattice sites filled per solvent molecule, with  $\phi_s$  and  $\phi_p$  volume fractions for solvent and polymers ( $\phi_s + \phi_p = 1$ ), respectively, where  $k_B$  is Boltzman's constant,  $T$  is temperature, and  $\chi_{sp}$  is a quantity referred to as the interaction parameter, then the Gibbs free energy of mixing can be expressed as follows:

$$\Delta G_{mix} = k_B T \left[ \frac{\phi_s}{N_s} \ln \phi_s + \frac{\phi_p}{N_p} \ln \phi_p + \phi_s \phi_p \chi_{sp} \right]$$

(Equation 3)

For the origin of life, spontaneous condensation is of interest because it leads to compartmentalization. Phase separation occurs when the polymer-solvent mixture is unstable, i.e., is at a local maximum in the free energy change function, which occurs when the second derivative of the free energy change with respect to  $\phi_p$ , is negative (Equation 4).

$$\frac{\partial^2}{\partial \phi_p^2} \Delta G_{mix} = k_B T \left[ \frac{1}{1 - \phi_p} + \frac{1}{N_p \phi_p} - 2\chi_{sp} \right]$$

(Equation 4)

This defines the 'spinodal boundary' of the system which represents thermodynamically unstable combinations of  $\chi_{sp}$  and  $\phi_p$  that result in spontaneous demixing.<sup>31</sup> We note that this condition is sufficient but not necessary for phase-separation, which corresponds to the 'binodal region' of the phase-diagram.<sup>31</sup> A negative second derivative occurs when the interaction parameter  $\chi_{sp}$  exceeds a critical value (Equation 5).

$$\chi_{sp} > \frac{1}{2(1 - \phi_p)} + \frac{1}{2N_p \phi_p}$$

(Equation 5)

Thus, the interaction parameter,  $\chi_{sp}$ , becomes of key importance as it controls whether spontaneous compartmentalization will occur (Table 1). In the case of long polymers where  $N_p \gg 1$  and the volume they occupy ( $\phi_p$ ) is small (but  $N_p \phi_p$  is large), then phase separation occurs if  $\chi_{sp} > 1/2$ . From Equation 5, we also note that for the origins of the RNA World from prebiotic chemistry, we desire  $N_p$  and  $\phi_p$  to be as small as possible (Table 1). This arises because (i) larger  $N_p$  values require lower error rates by Eigen's error threshold and (ii) larger  $\phi_p$  values require more polymers to exist per unit of volume in the primordial soup, which requires more complex prebiotic chemistry. Notably, phase separation can occur for polymers as short as 10-20 monomers.<sup>32</sup>

We note that in using Flory-Huggins theory for RNA polymers in solution, we are assuming that the base-pairing and stacking interactions will be much stronger than the free energy of

electrostatic interactions of the negatively charged polymers. More realistically, RNA polymers likely exist in solutions which may contain sodium, magnesium or other counterions with positive charges. For example, Voorn-Oberbeek theory<sup>33</sup> adds free energy terms for long-range Coulombic interactions, from which a closed-form expression for  $\chi_{sp}$  may also be obtained.<sup>34</sup> Here, we also note that electrostatic interactions may drive phase-separation, if positive counterions are wedged between negative polymers, producing an effective attractive force between polyelectrolytes.

Using these three key parameters of our model  $\{N_p, \phi_p, \chi_{sp}\}$  we next introduce two relations that allow for the framing of  $\chi_{sp}$  with respect to interactions between polymers in solution.  $\chi_{sp}$  may also be expressed<sup>35</sup> as a function of the energies of solvent-polymer (sp), polymer-polymer (pp), and solvent-solvent (ss) interactions (Equation 6). This implies that all else being equal, phase separation is favored by greater energies of pp and ss interactions relative to sp interactions.

$$\chi_{sp} = \frac{2w_{sp} - (w_{pp} + w_{ss})}{k_B T}$$

(Equation 6)

In the case of an RNA sequence made from an alphabet of four bases {A, U, C, G}, a simple approximation of  $\chi_{sp}$  is a function of the energies of all pairs of monomer-monomer interactions within a polymer of length  $N_p$  (Equation 7).<sup>36</sup> The energy,  $\epsilon_{r_\alpha, r_\beta}$  is given by a 4x4 matrix representing the energy of all possible base-base interactions, where  $r_\alpha$  and  $r_\beta$  denote the bases observed at the  $\alpha^{th}$  and  $\beta^{th}$  position in the polymer. In this simplification, the values of  $\chi_{sp}$  in Equation 7 are not impacted by the order of bases, rather, they depend only on the base composition.

$$\chi_{sp} \propto \frac{1}{N_p^2} \sum_{\alpha=1}^{N_p} \sum_{\beta=1}^{N_p} \epsilon_{r_\alpha, r_\beta}$$

(Equation 7)

By computing or measuring the energies of base-base interactions for specific RNA sequences, one may predict which RNAs were likely to be favored in the first genes. Such calculations may shed light on the origins of the genetic code, for instance, the hypothesis that codons with earlier origins are those that favor greater phase separation. This is not mutually exclusive with other hypotheses for the origins of the genetic code, i.e., the stereochemical, adaptive and coevolution theories.<sup>37</sup>

Thus far, we have described the thermodynamics of phase separation which we hypothesize gave rise to compartmentalization in the RNA World. We next consider how RNA condensates provide energy for polymerization and self-replication. When polymers spontaneously demix, some the energy of phase separation can be converted into an electrochemical gradient which we hypothesize can act as a catalyst of templated RNA polymerization. The electrochemical gradient of a condensate can be described by the combination of the electric gradient and concentration gradient based on the Nernst potential.<sup>27</sup> Here we express the free energy of the electrochemical gradient formed by the condensate ( $\Delta G_{elect}$ ) in Equation 8, where  $z$  is the number of elementary charges of a given RNA polymer,  $F$  is Faraday's constant,  $\Delta V$  is the potential difference between the phases,  $R$  is the ideal gas constant,  $T$  is temperature, and  $[X_{dense}]/[X_{dilute}]$  is the ratio of polymer concentrations between the phases.

$$\Delta G_{elect} = zF\Delta V + RT \ln[X_{dense}]/[X_{dilute}]$$

(Equation 8)

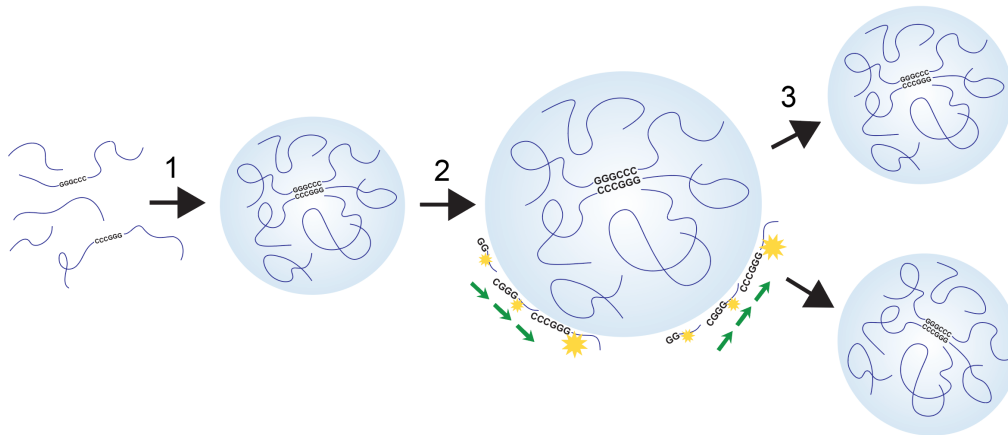
From the Nernst equation it follows that more highly concentrated dense regions with greater charges are expected to produce electrochemical gradients with greater energies (Table 1). Since the total energy is conserved,  $\Delta G_{elect} \leq |\Delta G_{mix}|$ .

**Table 1. Five key biophysical parameters that address core aspects of the origin of life.**

Model parameter	Description	Interpretation	Relationship with origin of life	Key equations
$\chi_{sp}$	Interaction parameter	Phase separation occurs when value exceeds minimum threshold	Addresses compartmentalization; no membrane needed	5, 6, 7
$N_p$	Number of monomers per polymer	Shorter polymers easier to form from prebiotic chemistry	Places lower bound on length of first genes	3
$\phi_p$	Volume fraction occupied by polymers in solution	Smaller volume fractions easier to form from prebiotic chemistry	Place lower bound on volume occupied of first genes	3
$\mu$	Error rate of self-templated polymerization	RNA condensate self-replication error rate	No need for highly ordered enzyme structure; reduces error threshold	1
$\Delta G_{elect}$	Free energy of electrochemical gradient between phases	Greater free energy can increase polymerization rate	Energy source for self-replication; no metabolism needed	8

### ***Spontaneous evolution by natural selection through a ‘Condensate Chain Reaction’***

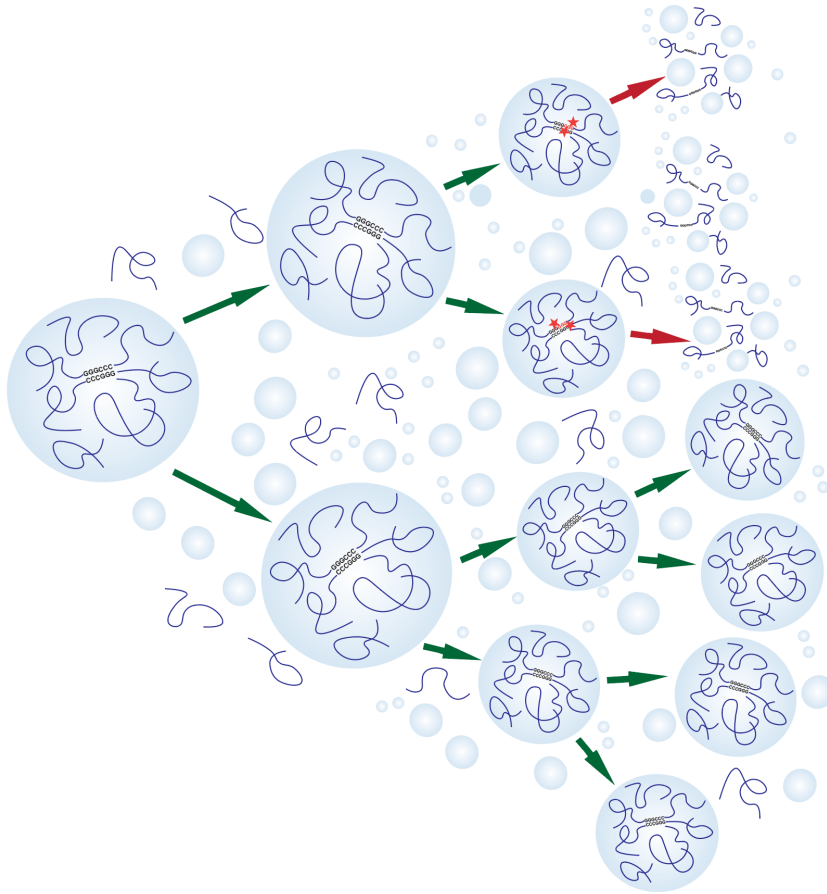
We assume that in the pre-RNA World, non-templated modes of polymerization produced populations of RNA polymers prior to the origins of templated replication.<sup>5</sup> We propose (Figure 1) that these RNAs underwent phase separation once  $\chi_{sp}$  exceeded its critical value (Figure 1, black arrow 1), which depends on the RNA sequence. As discussed above, larger values of  $N_p$  and  $\phi_p$  would lower the threshold for  $\chi_{sp}$  and the condensate is predicted to produce an electrochemical gradient (Figure 1, black arrow 2) with free energy  $\Delta G_{elect}$ . Polymerization (Figure 1, green arrows) occurs at the interface between dilute and dense phases, leading to increased  $N_p$  and  $\phi_p$  which in turn favor increased condensate growth. For condensate division (Figure 1, black arrow 3), we hypothesize that physical forces may have acted to shear apart condensates after sufficient growth, resembling cycles of model protocell growth and division.<sup>19</sup> Since  $\chi_{sp}$  is also a function of temperature ( $\chi_{sp} \propto 1/T$ ), we also consider that temperature cycles in the prebiotic earth governed the dynamics of condensate growth and division, just as temperature cycles control PCR.



**Figure 1.** Proposed mechanism of compartmentalization and self-replication via an RNA condensate: (1) Polymers form compartments through spontaneous condensation. (2) The RNA condensate enables self-templated polymerization (green arrows) along the interface between the dilute (solvent rich) and dense (polymer rich) droplets. These new polymers are incorporated into the condensate, which leads to growth. (3) The large RNA condensate breaks up into smaller droplets either through physical shearing or due to changes in temperature.

Once the condensate breaks apart, the ‘offspring’ condensates can undergo further growth and division resulting in a positive feedback loop that produces a ‘condensate chain reaction’ (Figure 2). Because the biophysical properties governing condensation, self-templated polymerization and division, depend on the RNA sequences, errors in polymerization will lead to RNAs with slight differences in these properties. In other words, mutation will create variation in condensate phenotypes. For example, if the new RNA sequences are sufficiently mutated (red stars in Figure 2) so that the new polymers no longer encode  $\chi_{sp}$  beyond its critical value, de-mixing would no longer occur, and such RNAs would no longer form compartments.

The ‘condensate chain reaction’ with errors in replication appears sufficient to yield natural selection: since the self-replication process is a chain-reaction, we expect exponential amplification of RNAs that continue to de-mix and self-template, and extinction of lineages of condensates harboring mutations that reduce the capacity to do so. This natural selection is predicted to act primarily on (i) the capacity to elicit phase separation mediated by  $\chi_{sp}$ , (ii) the capacity of condensates to divide and (iii) the polymerization ability of the condensates to copy RNA polymers that favor condensate formation. Notably, if base composition is sufficient for de-mixing capacity (Equation 7) then the condensate chain reaction may even begin without a requirement to correctly order of bases in the RNA, although the information transmission capacity of base composition alone is very low (see next steps for research below).



**Figure 2.** The condensate chain reaction. Exponential amplification of RNA condensates undergoing growth and division via self-templated RNA polymerization. Mutations may arise (red stars) which abolish phase separation (red arrows) in some lineages. Since these lineages no longer condense and self-replicate, natural selection for sequences that promote condensation and replication arises spontaneously.

### ***Explanatory power of the RNA condensate theory***

One key advantage of our model is that it provides a physical basis for both compartmentalization and replication, in one unified mechanism. In other words, the formation of a system-surroundings barrier is mediated by the same polymer that produces a system capable of catalyzing its own replication. This may also suggest that the RNA-rich phase separated regions of extant cells are relics of life's origins. Potential candidates for the vestigial original condensate are the nucleolus<sup>38,39</sup> or the recently described dense clusters of RNA transcription in bacteria,<sup>40</sup> both of which are believed to be phase-separated. Interestingly, the nucleolus is a spontaneously demixed compartment, forms charge-gradients and is associated with RNA catalysis and polymerization, suggesting it may be an evolutionary relic of the model we propose.

In addition, because the model relies on the energy of de-mixing for polymerization, there is no need for an energy source such as metabolism or photosynthesis. We imagine that the energy for life has already been stored through an abiotic polymerization process and is accessed through the entropy of condensate re-mixing. Thus, the RNA condensate model also unifies metabolism with compartmentalization and replication.



Remarkably, by unifying compartmentalization, energy, replication and inheritance in a single polymer, natural selection appears to spontaneously arise in a condensate chain reaction. Thus, the self-replicating RNA condensates can meet most of the requirements for living things.

The other key advantage of our model is that, since phase separation has been observed for polymers as short as 10-20 monomers,<sup>32</sup> it may reduce the lower bound on the length of the first genes required for catalytic function. This allows for greater error thresholds, unlike the known examples of artificial RdRp ribozymes which require long sequences (>100 bases) that produce complex and stable structures. Moreover, sequence-specificity is not a strict requirement of our model. Short and low-complexity RNA sequences, if they promote the condensate chain reaction, are expected to offer a selective advantage.

The self-replicating RNA condensate of our model exhibits self-organization and emergent properties, resembling of 'autocatalytic sets' hypothesized to model origin of life self-replicating polymers.<sup>41</sup> As with autocatalytic sets, the RNA polymers are marginally non-catalytic but jointly catalytic when phase separated, where each condensate catalyzes its own reproduction, and the replication of its constituent polymers. Lastly, since catalysis is a property of the boundary between the two phases in the self-organizing condensate (the 'interphase') we note that future work may benefit from adopting a 'self-organized criticality' paradigm applied in related work on life's origins.<sup>41,42</sup>

### ***Plausibility and possible technical considerations***

Water is often considered a good solvent for single stranded nucleic acid sequences, and therefore they are not usually expected to form condensates. However, RNA-sequence encoded RNA condensates have recently been achieved experimentally: condensation of so-called 'RNA-stars'<sup>43</sup> that can be controlled by canonical base-pairing of only six bases. In this work, the authors show that these simple base-pairing interactions are sufficient to achieve condensate specificity, such that condensates encoded by differing RNA sequences do not mix.

An important technical issue that arises during condensate-catalyzed RNA-replication is whether the canonical base-pairing required for template-mediated polymerization would lead to the formation of stable double-stranded RNA. If so, the multivalent interactions that form the condensate would need to be strong enough to overcome this tendency. The formation of double-stranded intermediates is known to occur during both DNA-templated RNA polymerization (transcription) and RNA-templated DNA transcription (reverse transcription). Furthermore, whether the energy of base pairing and base stacking of RNA-RNA interactions is sufficient to overcome the long-range Columbic interactions of negatively charged RNA polymers remains to be determined. Polymers involving electrostatic effects are likely to be better modelled by the Voorn-Oberbeek theory or more complex models such as random phase approximation (RPA).<sup>44</sup>

On the other hand, if  $\chi_{sp}$  is too large, the condensate may undergo continued growth preventing division, which would also reduce the relative surface area and perhaps slow down the catalysis. Thus, there may be some critical range of  $\chi_{sp}$  where condensation is optimal, while enabling condensates to break apart rapidly enough to leave the interface available for driving catalysis. It is also reasonable to hypothesize that temperature cycles and/or physical forces can work to shear apart condensates that grow too large, resembling cycles of model protocell growth and division.<sup>19</sup>

### ***Directions for origin of life research on RNA condensates***

Key next steps for the physical plausibility of the RNA-condensate origin of life model would be (i) to identify short and low-complexity RNA sequences that can form condensates, and (ii)

whether the work available in the electrochemical gradients of the formed RNA condensates would be sufficient to drive polymerization of RNA sequences of that length. These questions are well within the reach of current experimental and theoretical capability. Key to these steps would be an understanding of polymer-polymer interactions that takes into account the order of bases in RNA sequences.

It is perhaps most crucial to explore whether  $\Delta G_{elect}$  is sufficient to drive RNA polymerization, whether newly produced RNAs are of sufficient character to elicit phase separation, and whether mixing-demixing cycles can produce RNA condensates that transmit minimal genetic information (RNA composition and/or sequence) to 'offspring' condensates. To better frame these questions, further research into elucidating the mechanisms of condensate-based catalysis would be very helpful. Altogether, addressing these issues and providing support for the model we present is expected to resolve key issues in origin of life research with implications for understanding extant life.

### **Acknowledgements**

We thank Drs. Jonas Wessén, Tanmoy Pal, Wang Tat Yau, and Hue Sun Chan for their expert feedback on our model and for their critical reading of the manuscript. We thank Ami Sangster for comments on the manuscript. We acknowledge Drs. Rohit Pappu, Alex Holehouse, Jane Dyson and Julie Forman-Kay for inspiring discussions.

### **References**

1. Gilbert, W. Origin of life: The RNA world. *Nature* **319**, 618 (1986).
2. Kruger, K. *et al.* Self-splicing RNA: autoexcision and autocyclization of the ribosomal RNA intervening sequence of Tetrahymena. *Cell* **31**, 147–157 (1982).
3. Guerrier-Takada, C., Gardiner, K., Marsh, T., Pace, N. & Altman, S. The RNA moiety of ribonuclease P is the catalytic subunit of the enzyme. *Cell* **35**, 849–857 (1983).
4. Nissen, P., Hansen, J., Ban, N., Moore, P. B. & Steitz, T. A. The structural basis of ribosome activity in peptide bond synthesis. *Science* **289**, 920–930 (2000).
5. Fine, J. & Pearlman, R. On the origin of life: an RNA-focused synthesis and narrative. *RNA* **29**, rna.079598.123 (2023).
6. Cech, T. R. The RNA worlds in context. *Cold Spring Harb Perspect Biol* **4**, a006742 (2012).
7. Strobel, S. A. & Cochrane, J. C. RNA catalysis: ribozymes, ribosomes, and riboswitches. *Curr Opin Chem Biol* **11**, 636–643 (2007).
8. Bernier, C. R., Petrov, A. S., Kovacs, N. A., Penev, P. I. & Williams, L. D. Translation: The Universal Structural Core of Life. *Mol Biol Evol* **35**, 2065–2076 (2018).
9. Petrov, A. S. *et al.* Evolution of the ribosome at atomic resolution. *Proceedings of the National Academy of Sciences* **111**, 10251–10256 (2014).
10. Crick, F. H. The origin of the genetic code. *J Mol Biol* **38**, 367–379 (1968).
11. Johnston, W. K., Unrau, P. J., Lawrence, M. S., Glasner, M. E. & Bartel, D. P. RNA-catalyzed RNA polymerization: accurate and general RNA-templated primer extension. *Science* **292**, 1319–1325 (2001).

12. Zaher, H. S. & Unrau, P. J. Selection of an improved RNA polymerase ribozyme with superior extension and fidelity. *RNA* **13**, 1017–1026 (2007).
13. Horning, D. P. & Joyce, G. F. Amplification of RNA by an RNA polymerase ribozyme. *Proceedings of the National Academy of Sciences* **113**, 9786 LP-- 9791 (2016).
14. Cojocaru, R. & Unrau, P. J. Processive RNA polymerization and promoter recognition in an RNA World. *Science (1979)* **371**, 1225–1232 (2021).
15. Tagami, S., Attwater, J. & Holliger, P. Simple peptides derived from the ribosomal core potentiate RNA polymerase ribozyme function. *Nat Chem* **9**, 325–332 (2017).
16. Eigen, M. Selforganization of matter and the evolution of biological macromolecules. *Naturwissenschaften* **58**, 465–523 (1971).
17. Papastavrou, N., Horning, D. P. & Joyce, G. F. RNA-catalyzed evolution of catalytic RNA. *Proceedings of the National Academy of Sciences* **121**, e2321592121 (2024).
18. Kun, Á., Santos, M. & Szathmáry, E. Real ribozymes suggest a relaxed error threshold. *Nat Genet* **37**, 1008–1011 (2005).
19. Zhu, T. F. & Szostak, J. W. Coupled Growth and Division of Model protocell membranes. *J Am Chem Soc* **131**, 5705–5713 (2009).
20. Zhou, L., O’Flaherty, D. & Szostak, J. Template-Directed Copying of RNA by Non-enzymatic Ligation. *Angewandte Chemie International Edition* **59**, (2020).
21. Jin, L., Kamat, N. P., Jena, S. & Szostak, J. W. Fatty Acid/Phospholipid Blended Membranes: A Potential Intermediate State in Protocellular Evolution. *Small* **14**, e1704077 (2018).
22. Garcia-Jove Navarro, M. *et al.* RNA is a critical element for the sizing and the composition of phase-separated RNA–protein condensates. *Nat Commun* **10**, 3230 (2019).
23. Alberti, S. Phase separation in biology. *Current Biology* **27**, R1097–R1102 (2017).
24. Poudyal, R. R., Pir Cakmak, F., Keating, C. D. & Bevilacqua, P. C. Physical Principles and Extant Biology Reveal Roles for RNA-Containing Membraneless Compartments in Origins of Life Chemistry. *Biochemistry* **57**, 2509–2519 (2018).
25. Kolb, V. M. Oparin’s coacervates as an important milestone in chemical evolution. in *Proc.SPIE* vol. 9606 (2015).
26. King, M. R. *et al.* Macromolecular condensation organizes nucleolar sub-phases to set up a pH gradient. *Cell* **187**, 1889-1906.e24 (2024).
27. Posey, A. E. *et al.* Biomolecular Condensates are Characterized by Interphase Electric Potentials. *J Am Chem Soc* (2024) doi:10.1021/JACS.4C08946.
28. Guo, X. *et al.* Biomolecular condensates can function as inherent catalysts. *bioRxiv* 2024.07.06.602359 (2024) doi:10.1101/2024.07.06.602359.
29. Flory, P. J., Flory & J., P. Thermodynamics of High Polymer Solutions. *JChPh* **10**, 51–61 (1942).

30. Huggins, M. L. Solutions of Long Chain Compounds. *JChPh* **9**, 440–440 (1941).
31. Lin, Y. H., Wessén, J., Pal, T., Das, S. & Chan, H. S. Numerical Techniques for Applications of Analytical Theories to Sequence-Dependent Phase Separations of Intrinsically Disordered Proteins. *Methods in Molecular Biology* **2563**, 51–94 (2023).
32. Valdes-Garcia, G. *et al.* The effect of polymer length in liquid-liquid phase separation. *Cell Rep Phys Sci* **4**, (2023).
33. Overbeek, J. T. & Voorn, M. J. Phase separation in polyelectrolyte solutions. Theory of complex coacervation. *J Cell Comp Physiol* **49**, 7–26 (1957).
34. Veis, A. A review of the early development of the thermodynamics of the complex coacervation phase separation. *Adv Colloid Interface Sci* **167**, 2 (2011).
35. Alston, J. J. & Soranno, A. Condensation Goes Viral: A Polymer Physics Perspective. *J Mol Biol* **435**, 167988 (2023).
36. Wessén, J., Das, S., Pal, T. & Chan, H. S. Analytical Formulation and Field-Theoretic Simulation of Sequence-Specific Phase Separation of Protein-Like Heteropolymers with Short- and Long-Spatial-Range Interactions. *Journal of Physical Chemistry B* **126**, 9222–9245 (2022).
37. Koonin, E. V & Novozhilov, A. S. Origin and evolution of the genetic code: The universal enigma. *IUBMB Life* **61**, 99–111 (2009).
38. Lafontaine, D. L. J., Riback, J. A., Bascetin, R. & Brangwynne, C. P. The nucleolus as a multiphase liquid condensate. *Nature Reviews Molecular Cell Biology* **22**, 165–182 (2020).
39. Jaber-Lashkari, N., Lee, B., Aryan, F. & Calo, E. An evolutionarily nascent architecture underlying the formation and emergence of biomolecular condensates. *Cell Rep* **42**, 112955 (2023).
40. Ladouceur, A. M. *et al.* Clusters of bacterial RNA polymerase are biomolecular condensates that assemble through liquid-liquid phase separation. *Proc Natl Acad Sci U S A* **117**, 18540–18549 (2020).
41. Kauffman, S. The Origins of Order: Self-Organization and Selection in Evolution. *emergence.org* **15**, (1992).
42. Bak, P. Is Life a Self-Organized Critical Phenomenon? *How Nature Works* 113–127 (1996) doi:10.1007/978-1-4757-5426-1\_7.
43. Fabrini, G. *et al.* Co-transcriptional production of programmable RNA condensates and synthetic organelles. *Nature Nanotechnology* **19**, 1665–1673 (2024).
44. Lin, Y. H., Wessén, J., Pal, T., Das, S. & Chan, H. S. Numerical Techniques for Applications of Analytical Theories to Sequence-Dependent Phase Separations of Intrinsically Disordered Proteins. *Methods in Molecular Biology* **2563**, 51–94 (2023).