

Manifolds of positive reach, differentiability, tangent variation, and attaining the reach

André Lieutier ✉

No affiliation

[Aix-en-Provence, France]

Mathijs Wintraecken ✉ 

Inria centre Université Côte d'Azur

[Sophia Antipolis, France]

Abstract

This paper contains three main results.

Firstly, we give an elementary proof of the following statement: Let \mathcal{M} be a (closed, in both the geometrical and topological sense of the word) topological manifold embedded in \mathbb{R}^d . If \mathcal{M} has positive reach, then \mathcal{M} can locally be written as the graph of a $C^{1,1}$ function from the tangent space to the normal space. Conversely if \mathcal{M} can locally be written as the graph of a $C^{1,1}$ function from the tangent space to the normal space, then \mathcal{M} has positive reach. The result was hinted at by Federer when he introduced the reach, and proved by Lytchak. Lytchak's proof relies heavily on CAT(k)-theory. The proof presented here uses only basic results on homology.

Secondly, we give optimal Lipschitz-constants for the derivative, in other words we give an optimal bound for the angle between tangent spaces in terms of the distance between the points. This improves earlier results, that were either suboptimal or assumed that the manifold was C^2 .

Thirdly, we generalize a result by Aamari et al. which explains how the reach is attained from the smooth setting to general sets of positive reach.

2012 ACM Subject Classification Theory of computation → Computational geometry

Keywords and phrases Reach, Manifolds, Differentiability class, Lipschitz continuity, Tangent space

Funding *Mathijs Wintraecken*: Supported by the European Union's Horizon 2020 research and innovation programme under the Marie Skłodowska-Curie grant agreement No. 754411. The Austrian science fund (FWF) M-3073. The welcome package from IDEX of the Université Côte d'Azur. The French National Research Agency (ANR) under grant StratMesh.

Acknowledgements We thank Jean-Daniel Boissonnat for discussion. We would also like to acknowledge the organizers of the workshop on 'Algorithms for the Medial Axis', and Erin Chambers in particular for giving an impulse to this research.

1 Introduction

In [14] Federer introduced the reach of a closed set $\mathcal{S} \subset \mathbb{R}^d$ as the minimum of the distance from \mathcal{S} to the medial axis $\text{ax}(\mathcal{S})$, i.e. the set of points in \mathbb{R}^d for which the closest point in \mathcal{S} is not unique. Assumptions on the reach (and its local version the local feature size [4]) underpin the correctness of many algorithms in computational geometry and topology. In this paper we consider the differentiability class of manifolds of positive reach in particular of manifolds and give tight bounds on the angle between nearby tangent spaces for general manifolds of positive reach. For arbitrary sets of positive reach we give a geometrical explanation on how the reach is attained.

Previous work

Differentiability Federer proved that the reach is stable under $C^{1,1}$ -diffeomorphisms of the ambient space. Here we write $C^{1,1}$ to indicate C^1 maps whose derivative is Lipschitz, and by

a $C^{1,1}$ -diffeomorphism we mean that the both the diffeomorphism and its inverse are $C^{1,1}$. Federer [14, Remark 4.20] furthermore mentioned (without going into much detail on one direction of the implication) that the graph of a function has positive reach if and only if it is $C^{1,1}$. Lytchak [20, 21] proved that a topologically embedded manifold without boundary has positive reach if and only if it is $C^{1,1}$, without a quantitative bound on the Lipschitz constant. This statement is quantified in our Theorem 1 below.

Lytchak’s proof requires significant background in CAT(k)-theory. Lytchak, motivated by bounds on intrinsic curvature, does not give any quantified bound on the extrinsic curvature, which play an important role in this paper.

Scholtes [26] also gave a proof that a hypersurface has positive reach if and only if it is $C^{1,1}$, using different techniques from both the ones employed by Lytchak and in this paper. Scholtes’ method uses the fact that the manifold has codimension one in an essential way.

Rataj and Zajíček [24] prove that if a Lipschitz manifold has positive reach, then it is $C^{1,1}$. They also use Lemma 29, however the assumption that the manifold is already Lipschitz simplifies the matter considerably, in particular they can skip the topological analysis. Moreover, they do not quantify their results in the way that we do and is essential for applications.

Geometric bounds and tangent variation Bounding the tangent angle variation on smooth manifolds is crucial for establishing constants in the context manifolds reconstruction and meshing [4, 11, 13, 8]. If we now focus on more recent results, some authors consider angle variation bounds for a given local feature size bound [18]. Other authors give angle variation bounds based on the reach [9]. Assuming the surface to be smooth, more specifically C^2 smooth, allows using standard differential geometry tools such as second fundamental forms, curvatures and Riemannian geometry, while, as hinted at by Federer’s and Lytchak’s results, the weaker positive reach assumption is sufficient for many properties to hold.

For example, in [9], the angle variation bound given for C^2 manifolds are clearly optimal (the bound is attained on spheres) while only suboptimal bounds are derived for $C^{1,1}$, or positive reach, manifolds.

Attaining the reach In [1, Theorem 3.4], Aamari et al. make the following observation (for C^2 manifolds): The reach of a submanifold of Euclidean space can be expressed as the minimum of a global quantity, realized at so called “bottlenecks”, and a local quantity, the inverse of the maximal extrinsic curvature. However, while this assumption is somewhat implicit in the proof, the analysis uses the context of Riemannian geometry, assuming the C^2 regularity of the manifold.

Motivation and related work

The assumption of positive reach is central to almost all triangulation algorithms, see for example [11, 13, 8], as well as manifold learning, see for example [16, 15, 2, 27]. Closing the gap between C^2 and positive reach manifolds significantly extends the applications domains. This extension is necessary to include for example the boundary of objects that have been designed by computer aided design software. These boundaries are generically tangent continuous and have bounded curvature (e.g. two planar faces connected through a cylindrical fillet surface), but don’t have smooth curvature.

The main result of this paper makes precise what it means for a topologically embedded submanifold of Euclidean space to have positive reach: The embedding is necessarily $C^{1,1}$ -

smooth (Theorem 1) and we give a tight bound on the (generalized) extrinsic curvature of the submanifold (Theorem 4).

Generalized tangent and normal spaces Federer showed that although sets of positive reach are more general than smooth manifolds, they still possess generalized tangent and normal spaces, which are convex cones instead of just linear spaces. Roughly speaking, the normal cone at a point p of a set with positive reach determines the topological “link” of point p in the set, that is the local topology.

To prove the Theorem 1 it is essential to show that the normal cone at any point of a positive reach, topologically embedded n -manifold is a $(d - n)$ -dimensional vector space. In the proofs of [20, 21] the relation between the normal cone at a point p of a topologically embedded manifold with positive reach and the “link” of p is established using CAT(k)-theory. In contrast, the short proof of Lemma 24 based on elementary properties of (the homology of) convex cones makes this correspondence more transparent in our opinion.

We further extend the results of [20, 21] by giving an optimal bound on the angle variation of tangent spaces. This also extends the same bound obtained in the particular context of C^2 manifolds [9].

Contribution In this paper we give an elementary proof of the following characterizations of manifolds of positive reach. Moreover the statement is quantified with optimal constants. Here we write $B^\circ(p, r)$ for the open ball centred at p with radius r .

► **Theorem 1.** *If \mathcal{M} is a topologically embedded manifold with positive reach and p a point in \mathcal{M} , then $\mathcal{M} \cap B^\circ(p, \sqrt{2} \operatorname{rch}(\mathcal{M})) \cap \pi_{T_p \mathcal{M}}^{-1}(B^\circ(0, \operatorname{rch}(\mathcal{M})))$ is the graph of a locally $C^{1,1}$ function above the open domain $B^\circ(0, \operatorname{rch}(\mathcal{M})) \subset T_p \mathcal{M}$.*

We also generalize the notations of local and global reach from C^2 submanifolds [1] to arbitrary compact sets (of positive reach):

► **Definition 2** (Local and global reach). *For a closed set $\mathcal{S} \subset \mathbb{R}^d$, we define the local $\operatorname{rch}_{loc.}(\mathcal{S})$ and global $\operatorname{rch}_{glob.}(\mathcal{S})$ reach as:*

$$\operatorname{rch}_{glob.}(\mathcal{S}) \stackrel{\text{def.}}{=} \min \left\{ \frac{|a-b|}{2} \mid \exists a, b \in \mathcal{S}, B^\circ\left(\frac{a+b}{2}, \frac{|a-b|}{2}\right) \cap \mathcal{S} = \emptyset \right\} \quad (1)$$

$$\operatorname{rch}_{loc.}(p, \mathcal{S}) \stackrel{\text{def.}}{=} \lim_{\substack{\rho \rightarrow 0 \\ \rho > 0}} \operatorname{rch}(\mathcal{S} \cap B(p, \rho)) \in [0, +\infty] \quad (2)$$

$$\operatorname{rch}_{loc.}(\mathcal{S}) \stackrel{\text{def.}}{=} \inf_{p \in \mathcal{S}} \operatorname{rch}_{loc.}(p, \mathcal{S}) \in [0, +\infty] \quad (3)$$

► **Remark 3.** If $\operatorname{rch}(\mathcal{S}) > 0$, then $\rho \mapsto \operatorname{rch}(\mathcal{S} \cap B(p, \rho))$ is non-increasing (this follows from Theorem 16 because $\mathcal{S} \cap B(p, \rho)$ is geodesically convex [9, Corollary 1] for all $\rho < \operatorname{rch}(\mathcal{S})$ so that the set of bounds that need to be satisfied in (9) is larger, c.f. [6, Lemma 5]) as soon as $\rho < \operatorname{rch}(\mathcal{S})$, so that the limit in (2) exists. Moreover, since for any p one has $\operatorname{rch}_{loc.}(p, \mathcal{S}) \geq \operatorname{rch}(\mathcal{S})$, we get that:

$$\operatorname{rch}_{loc.}(\mathcal{S}) \geq \operatorname{rch}(\mathcal{S}). \quad (4)$$

To be able to give the bounds on the tangent variation/extrinsic curvature we need to introduce some notation.

We write $\text{Gr}(n, \mathbb{R}^d)$ for the Grassmannian, that is the space of n -linear subspaces of \mathbb{R}^d with metric given by the sine of the maximum angle. We recall that the maximum angle is given by

$$\angle A, B = \max_{\text{def.}} \min_{a \in A \setminus \{0\}} \min_{b \in B \setminus \{0\}} \angle a, b = \max_{b \in B \setminus \{0\}} \min_{a \in A \setminus \{0\}} \angle a, b. \quad (5)$$

We use this maximal angle as our metric. It is not that difficult to establish that this is indeed a metric, see [28] or [23] for a far reaching generalization.¹

► **Theorem 4.** *If $\mathcal{M} \subset \mathbb{R}^d$ is a topologically embedded n -manifold with reach at least $R > 0$, then tangent spaces and normal spaces to \mathcal{M} are linear spaces at any point $p \in \mathcal{M} \setminus \partial\mathcal{M}$ and the maps $\text{Tan} : \mathcal{M} \rightarrow \text{Gr}(n, \mathbb{R}^d)$ and $\text{Nor} : \mathcal{M} \rightarrow \text{Gr}(d - n, \mathbb{R}^d)$ are Lipschitz.*

Moreover, the smallest Lipschitz constant satisfied by $p \mapsto \text{Tan}(p, \mathcal{S})$ is $\frac{1}{\text{rch}_{loc.}(\mathcal{M})}$:

$$\sup_{\substack{p, q \in \mathcal{M} \\ p \neq q}} \frac{\angle \text{Tan}(p, \mathcal{M}), \text{Tan}(q, \mathcal{M})}{d_{\mathcal{M}}(p, q)} = \frac{1}{\text{rch}_{loc.}(\mathcal{M})}, \quad (6)$$

where we say that $1/\infty = 0$ and that $d_{\mathcal{M}}(p, q) = \infty$ when p and q are not connected by any path in \mathcal{M} .

► **Remark 5.** If $\mathcal{M} \subset \mathbb{R}^d$ is a manifold with boundary then the results of Theorem 4 still hold as long as there is a geodesic between p and q that lies completely in the interior of \mathcal{M} .

Next Theorem is similar to [1, Theorem 3.4] stated in the particular situation where \mathcal{S} is a C^2 embedded manifold, in which case $\text{rch}_{loc.}(\mathcal{S})$ is also the supremum of extrinsic curvature.

► **Theorem 6.** *If \mathcal{S} is a compact subset of \mathbb{R}^d , then:*

$$\text{rch}(\mathcal{S}) = \min(\text{rch}_{glob.}(\mathcal{S}), \text{rch}_{loc.}(\mathcal{S}))$$

Full proofs of the statements that are not in the main paper can be found in the appendix, but we have also added proof sketches for the non-straightforward statements.

2 Preliminaries

In this section we first recall some results and definitions concerning sets of positive reach. The results concerning the reach are mainly taken from [14] and [9].

2.1 Sets of positive reach

Throughout this paper we will write \mathcal{S} for a general closed set (mostly with positive reach) and \mathcal{M} for a manifold (mostly without boundary) and in some rare cases $\partial\mathcal{M}$ for its boundary if it exists.

The concept of a tangent space of a smoothly embedded manifold has been generalized by Federer to tangent cones in the following manner:

¹ The sine of this angle also defines a metric on the Grassmannian as can be found in e.g. [17, Chapter IV, Section 2.1] or [3, Section 34], see Appendix B for a more extensive description. It seems that in a number of fields the sine of the angles is a more common metric, but it is suboptimal in this context. We further stress that neither of these metrics does not equal the standard Riemannian metric on the Grassmannian, which is given by the sum of the squares of the principal angles, see e.g. [29].

► **Definition 7** (Generalized tangent spaces, Definitions 4.3 and 4.4 of [14]). *If $S \subset \mathbb{R}^d$ and $p \in S$, then the generalized tangent space*

$$\text{Tan}(p, S)$$

is the set of all tangent vectors of S at p consists of all those $u \in \mathbb{R}^d$, such that either $u = 0$ or for every $\epsilon > 0$ there exists a point $q \in S$ with

$$0 < |q - p| < \epsilon \quad \text{and} \quad \left| \frac{q - p}{|q - p|} - \frac{u}{|u|} \right| < \epsilon.$$

The set

$$\text{Nor}(p, S)$$

of all normal vectors of S at p consists of all those $v \in \mathbb{R}^d$ such that $v \cdot u \leq 0$ for all $u \in \text{Tan}(p, S)$.

► **Definition 8.** *We write π_S for the closest point projection on S .*

Although it is possible to define a set valued version of π_S , we only use the projection map outside the medial axis, that is at those points where there is a single closest point.

For the remainder of this subsection we will recall the properties of this map and sets of positive reach that are essential for this paper.

► **Lemma 9** (Angle with tangent space, Theorem 4.8(7) of [14]). *Suppose that S is a set positive reach $\text{rch}(S)$. Let $p, q \in S \subset \mathbb{R}^d$ such that $|p - q| < \text{rch}(S)$. We have*

$$\sin \angle(q - p, \text{Tan}(p, S)) \leq \frac{|p - q|}{2 \text{rch}(S)}. \quad (7)$$

Moreover, a variant of the previous lemma characterizes the reach for arbitrary closed sets, that is:

► **Lemma 10** (Distance to tangent space characterizes the reach, Theorem 4.18 of [14]). *For a closed subset S of Euclidean space $\mathbb{E} = \mathbb{R}^d$, one has:*

$$\text{rch}(S) = \inf_{\substack{p, q \in S \\ p \neq q}} \frac{|p - q|^2}{2d_{\mathbb{E}}(q, p + \text{Tan}(p, S))} \quad (8)$$

► **Lemma 11** (Theorem 4.8 (4) of [14]). *π_S is continuous on $\mathbb{R}^d \setminus \text{ax}(S)$.*

In fact the following lemma strengthens the previous.

► **Lemma 12** (Theorem 4.8 (8) of [14]). *If $x, y \in \mathbb{R}^d$, and $\max\{|x - \pi_S(x)|, |y - \pi_S(y)|\} = \mu \leq \text{rch}(S)$, then*

$$|\pi_S(x) - \pi_S(y)| \leq \frac{\text{rch}(S)}{\text{rch}(S) - \mu} |x - y|$$

► **Lemma 13** (Theorem 4.8 (12) of [14]). *If $p \in S$ and $\text{lfs}(p) > \rho > 0$, then*

$$\text{Nor}(p, S) = \{\lambda v \mid \lambda \geq 0, |v| = \rho, \pi_S(p + v) = p\}.$$

$\text{Tan}(p, S)$ is the convex cone dual to $\text{Nor}(p, S)$, and

$$\lim_{t \rightarrow 0^+} t^{-1} d_{\mathcal{M}}(p + tu) = 0,$$

for $u \in T(p, S)$

► **Lemma 14** (Remark 4.15 (1) of [14]). *If $p \in S$ and $\text{lfs}(p) > \rho > 0$, then $S \cap B(p, \rho)$ is contractible.*

2.1.1 Geodesics

We also recall a result from the second paragraph of Part III, Section 1: “Die Existenz geodätischer Bogen in metrischen Räumen” in [22]:

► **Lemma 15** (Menger’s existence of geodesics). *For a closed set $\mathcal{S} \subset \mathbb{R}^d$, $d_{\mathcal{S}}$ denotes the geodesic distance in \mathcal{S} , i.e. $d_{\mathcal{S}}(a, b)$ is the infimum of lengths of paths in \mathcal{S} between a and b . If there is at least one path between a and b with finite length, then it is known that a minimizing geodesic, i.e. a path with minimal length connecting a to b exists. When no such path between a and b with finite length exists, we write $d_{\mathcal{S}}(a, b) = \infty$.*

We’ll be using the metric characterization of the reach from [9] quite often in this paper.

► **Theorem 16** (Theorem 1 of [9]). *If $\mathcal{S} \subset \mathbb{R}^d$ is a closed set, then*

$$\text{rch } \mathcal{S} = \sup \left\{ r > 0, \forall a, b \in \mathcal{S}, |a - b| < 2r \Rightarrow d_{\mathcal{S}}(a, b) \leq 2r \arcsin \frac{|a - b|}{2r} \right\}, \quad (9)$$

where the sup over the empty set is 0.

2.2 Embeddings and atlases

We consider below an embedded, compact n -manifold $\mathcal{M} \subset \mathbb{R}^d$ with an atlas associated with an open cover $(U_i)_{i \in I}$:

$$\mathcal{M} = \bigcup_{i \in I} U_i$$

and charts $f_i : U_i \rightarrow \mathbb{R}^n$ that are homeomorphisms on their images, where the topology on \mathcal{M} is the one induced by the ambient metric of \mathbb{R}^d .

Note that, topologically embedded manifold does not exclude wild embeddings [12] but, as seen below, the positive reach assumption does.

3 Convex cones

In this section we recall the definition of a convex cone, and some known consequences. We follow Chapter 2 of [25] and refer to this book for further reading. After the short recap, we characterize vector spaces among convex cones by means of their homology, which we have not been able to find in the literature.

In one of the equivalent definitions of a convex cone we use geodesic convexity on the sphere \mathbb{S}^{d-1} , which we’ll recall first.

► **Definition 17.** *A set of directions $S \subset \mathbb{S}^{d-1}$ is said geodesically convex if, given $p, p' \in S$ such that $\angle p, p' < \pi$, the unique minimizing geodesic joining p and p' , i.e. the arc pp' of a great circle strictly shorter than π , is contained in S .*

The notion of convex cone is standard. We use the following definitions, the first of which is standard and the second is easy to verify.

► **Definition 18** (Convex cone). *For a subset $A \subset \mathbb{R}^d$, the following properties are equivalent (and define convex cones):*

- (1) $\forall a_1, a_2 \in A, \forall \lambda_1, \lambda_2 \geq 0, \lambda_1 a_1 + \lambda_2 a_2 \in A$

(2) *Both*

$$\forall a \in A, \forall \lambda \geq 0, \lambda a \in A$$

and

$$A \cap \mathbb{S}^{d-1} \text{ is geodesically convex in } \mathbb{S}^{d-1}$$

If $A \subset \mathbb{R}^d$, A^\perp , its dual convex cone is

$$A^\perp \stackrel{\text{def.}}{=} \{x \in \mathbb{R}^d, \forall a \in A, \langle a, x \rangle \leq 0\}.$$

We have the following, see [25].

► **Lemma 19.** *If A is a closed convex cone it is the dual of its dual: $A = (A^\perp)^\perp$.*

Also, from Definition 18, item (1), we see that:

► **Observation 20.** *For a convex cone A , we have that $A = -A$ if and only if A is a vector space.*

► **Observation 21.** *A convex cone A is a k -dimensional vector space if and only if A^\perp is a $(n - k)$ -dimensional vector space.*

Moreover vector spaces can be distinguished among convex cones by the homology of their intersection with the unit sphere \mathbb{S}^{d-1} . More precisely, we have:

► **Lemma 22.** *For a convex cone $A \subset \mathbb{R}^d$ and a non negative integer $k \leq d$, the following are equivalent:*

- A is a k -dimensional vector space,
- $k \geq 1$ and the $(k - 1)$ -homology of $A \cap \mathbb{S}^{d-1}$ is non-trivial or $k = 0$ and $A \cap \mathbb{S}^{d-1} = \emptyset$.

Vector spaces can also be distinguished among convex cones by the homology of the complement of their dual cone in the unit ball. More precisely, we have:

► **Lemma 23.** *Let $A \subset \mathbb{R}^d$ be a closed convex cone and let $k \leq d$ be a non negative integer. The following are equivalent:*

- The cone A is a k -dimensional vector space.
- If $k > 0$, the $(k - 1)$ -homology of $B(0, 1) \setminus A^\perp$ is non-trivial and if $k = 0$, $B(0, 1) \setminus A^\perp$ is empty.

Main idea of the proofs of Lemmas 22 and 23. The key observation for both Lemma 22 and Lemma 23 is that a cone is not a vector space then the intersection with a sphere is geodesically star shaped. ◀

4 The (generalized) tangent spaces of embedded manifolds

In this section we establish that the tangent spaces of topologically embedded manifolds are vector spaces of the right dimension. The argument is based on homotopy theory and deformations retract in particular, which uses a more general statement that we proof first.

Closest point projection in a neighborhood gives a deformation retract We know (Lemma 14 above and Lemmas 5 and 9 in [6]), that, if $\rho < \text{rch}(\mathcal{S})$, then $\text{rch}(\mathcal{S} \cap B(p, \rho)) \geq \text{rch}(\mathcal{S})$ and that $\mathcal{S} \cap B(p, \rho)$ is contractible. Moreover one has:

► **Lemma 24.** *If $0 < \rho < \text{rch}(\mathcal{S})$, the projection $\pi_{\mathcal{S} \cap B(p, \rho)}$ defines a deformation retract from $B(p, \rho) \setminus \left(B(p, \rho) \cap (p + \text{Nor}(p, \mathcal{S})) \right)$ to $\mathcal{S} \cap B(p, \rho) \setminus \{p\}$.*

Sketch of proof. This follows by combining a number of results of Federer, in particular the continuity of the closest point projection. ◀

Tangent cones of embedded n -manifolds with positive reach are n -vector spaces

► **Lemma 25.** *Let $\mathcal{M} \subset \mathbb{R}^d$ be a topologically embedded n -manifold in \mathbb{R}^d , with positive reach. Then for any $p \in \mathcal{M}$, $\text{Tan}(p, \mathcal{M})$ is a n -dimensional vector space.*

Proof. By definition of an embedded manifold, \mathcal{M} has the induced topology. Let $p \in U$, where $U \subset \mathcal{M}$ is the open domain of a chart in the atlas of \mathcal{M} . This means that there exists a map $f : U \rightarrow \mathbb{R}^n$ that is a homeomorphism on its image. We note that because \mathcal{M} is compact, or equivalently closed and bounded, $\mathcal{M} \setminus U$ is compact too and thus $d(p, \mathcal{M} \setminus U) > 0$. We now choose ρ

$$0 < \rho < \min \left(\text{rch}(\mathcal{M}), d(p, \mathcal{M} \setminus U) \right).$$

Note that in particular $\mathcal{M} \cap B(p, \rho) \subset U$.

By Lemma 14 the set $\mathcal{M} \cap B(p, \rho)$ is contractible. Because f is an homeomorphism on its image $f(\mathcal{M} \cap B(p, \rho))$ is a contractible subset of \mathbb{R}^n containing a neighborhood of $f(p)$. Therefore, we know that the $n - 1$ homology of $f(\mathcal{M} \cap B(p, \rho)) \setminus \{f(p)\}$ is non-trivial. Using again that f is an homeomorphism on its image, we see that the set $f(\mathcal{S} \cap B(p, \rho)) \setminus \{f(p)\}$ is homeomorphic to $\mathcal{S} \cap B(p, \rho) \setminus \{p\}$. By Lemma 24, $\mathcal{S} \cap B(p, \rho) \setminus \{p\}$ has the same homotopy type as $B(p, \rho) \setminus (p + \text{Nor}(p, \mathcal{S}))$.

We get that the $n - 1$ homology of $B(p, \rho) \setminus (p + \text{Nor}(p, \mathcal{S}))$ is non-trivial, which, by Lemma 23 gives that $\text{Tan}(p, \mathcal{M})$ is a n -dimensional vector space. ◀

5 Semi-continuity of normal cones and C^1 embedding

In this section we first discuss a weak form of continuity for tangent and normal cones of general sets of positive reach before focusing on manifolds.

Semi-continuity of $p \mapsto \text{Nor}(p, \mathcal{S})$ and $p \mapsto \text{Tan}(p, \mathcal{S})$ for sets of positive reach For a cone X , $X^{\angle \epsilon}$ is the set of vectors making an angle less than ϵ with some vector in X . For sets with positive reach, we have a semi-continuity of the normal and tangent cones, more precisely,

► **Lemma 26.** *If $\text{rch}(\mathcal{S}) > 0$, then*

$$\forall p \in \mathcal{S}, \forall \epsilon > 0, \exists \alpha > 0 \mid p' \in \mathcal{S} \cap B(p, \alpha) \Rightarrow \text{Nor}(p', \mathcal{S}) \subset \text{Nor}(p, \mathcal{S})^{\angle \epsilon}. \quad (10)$$

Sketch of proof. The core of the proof is rather technical, but requires only basic topological properties, and relies on the manipulation of offsets. ◀

The semi-continuity of normal cones translates into a symmetric result for tangent cones. This is easy to see: For set \mathcal{S} with positive reach, $\text{Tan}(p, \mathcal{S}) = \text{Nor}(p, \mathcal{S})^\perp$, and, if X and Y are convex cones, then:

$$\begin{aligned} X \subset Y^{\angle\epsilon} &\iff \forall x \in X \setminus \{0\}, \forall y' \in Y^\perp \setminus \{0\}, \angle x, y' > \frac{\pi}{2} - \epsilon \\ &\iff Y^\perp \subset (X^\perp)^{\angle\epsilon}. \end{aligned}$$

Lemma 26 therefore similarly (but inclusion reversed) gives semi-continuity of $p \mapsto \text{Tan}(p, \mathcal{S})$

$$\forall p \in \mathcal{S}, \forall \epsilon > 0, \exists \alpha > 0 \mid p' \in \mathcal{S} \cap B(p, \alpha) \Rightarrow \text{Tan}(p, \mathcal{S}) \subset \text{Tan}(p', \mathcal{S})^{\angle\epsilon}. \quad (11)$$

Continuity if the tangent spaces are vector spaces Of course, in cases where Tan and Nor are vector spaces, this semi-continuity gives continuity. This results from a straightforward lemma (we included a proof in the appendix for completeness):

► **Lemma 27.** *If A and B are k -dimensional vector subspaces of \mathbb{R}^d , with $1 \leq k \leq d - 1$, then*

$$A \subset B^{\angle\epsilon} \iff B \subset A^{\angle\epsilon}.$$

From Lemma 27, we get that, in case of manifolds, Lemma 26 and equation (11) gives us the continuity of tangent spaces. More precisely, we have:

► **Lemma 28.** *If \mathcal{M} is a topologically embedded n -manifold in \mathbb{R}^d , with positive reach, then \mathcal{M} is C^1 embedded in \mathbb{R}^d . More precisely for any $p \in \mathcal{M}$, there exists some open $p \in U_p \subset \text{Tan}(p, \mathcal{M})$ and a map $\phi : U_p \rightarrow \text{Nor}(p, \mathcal{M})$, such that $x \mapsto \Phi(x) \stackrel{\text{def.}}{=} p + x + \phi(x)$ is a C^1 map from U_p to \mathcal{M} .*

Sketch of proof. The proof gathers the results so far and then uses standard techniques from analysis and geometry to find locally find a differentiable map from the tangent space to the normal space. ◀

6 From C^1 to $C^{1,1}$

In this section we prove the first main result of this paper, namely that manifolds of positive reach are $C^{1,1}$. We distinguish ourselves from the previous methods by making all constants explicit.

In this paper we view derivatives of a $C^{1,1}$ function F as linear operators (matrices). The norm we use on the derivatives of F is the operator 2-norm, that is

$$\|DF(x)\| = \max_{|u|=1} \frac{|DF(x)u|}{|u|}.$$

For example, F having a λ -Lipschitz derivative means that the difference of Jacobians viewed as matrices (or linear operators) satisfies :

$$\|DF(x) - DF(y)\| \leq \lambda|x - y| \text{ for all } x, y. \quad (12)$$

The following Lemma on $C^{1,1}$ functions is essential to our proof and can be found in a number of texts concerning semiconcave functions as well as [20, 21], albeit without constants, the version with constants we recall here can be found as Corollary 3.3.8 in [10].

► **Lemma 29.** *Let $F : U \rightarrow \mathbb{R}$ be a function defined on a convex open set $U \subset \mathbb{R}^n$. Then the following properties are equivalent:*

- F is of class $C^{1,1}$ with 1-Lipschitz derivative.
- both $x \mapsto 1/2 x^2 - F(x)$ and $x \mapsto 1/2 x^2 + F(x)$ are convex functions.

Following two lemmas are of use in the proof of Lemma 32.

► **Lemma 30.** *Assume that $\mathcal{M} \subset \mathbb{R}^d$ is a topologically embedded n -manifold, with reach larger or equal to $R > 0$. Suppose that $p \in \mathcal{M}$, and let $U_p \subset \text{Tan}(p, \mathcal{M})$, $\phi : U_p \rightarrow \text{Nor}(p, \mathcal{M})$, and Φ be as in Lemma 28.*

Then, for all $\theta > 0$, there is an $\alpha > 0$ such that:

$$|y|, |y'| \leq \alpha \Rightarrow \begin{cases} \angle \text{Tan}(\Phi(y), \mathcal{M}), \text{Tan}(\Phi(y'), \mathcal{M}) < \theta \\ \text{and} \\ \angle \Phi(y') - \Phi(y), \text{Tan}(p, \mathcal{M}) < \theta. \end{cases} \quad (13)$$

The proof is straightforward and can be found in the appendix.

► **Lemma 31.** *For any $p \in \mathcal{M}$, there is $\alpha > 0$ such that for any α' such that $0 < \alpha' \leq \alpha$, for any $q \in \mathcal{M} \cap \partial(B(p, \alpha'))$ and $q' \in \mathcal{M} \cap B(p, \alpha')$ the closest point projection of q' on $q + \text{Tan}(q, \mathcal{M})$ belongs to $q + \text{Tan}(q, \mathcal{M} \cap B(p, \alpha'))$, in particular, one has:*

$$d_{\mathbb{E}}(q', q + \text{Tan}(q, \mathcal{M} \cap B(p, \alpha'))) = d_{\mathbb{E}}(q', q + \text{Tan}(q, \mathcal{M})) \quad (14)$$

The result in Lemma 31 is rather intuitive but the proof requires some geometric constructions and can be found in the appendix.

► **Lemma 32.** *Assume that $\mathcal{M} \subset \mathbb{R}^d$ is a topologically embedded n -manifold with positive reach. Suppose that $p \in \mathcal{M}$, with $\text{rch}_{loc.}(p, \mathcal{M}) > 0$ and let $U_p \subset \text{Tan}(p, \mathcal{M})$, $\phi : U_p \rightarrow \text{Nor}(p, \mathcal{M})$, and Φ be as in Lemma 28.*

Then, for all $\epsilon > 0$ and $v \in \text{Nor}(p, \mathcal{M})$, with $|v| = 1$, there is an $\alpha > 0$ such that the restriction to $U_p \cap B(0, \alpha)^\circ$ of

$$x \mapsto 1/2 x^2 - (\text{rch}_{loc.}(p, \mathcal{M}) - \epsilon) \langle v, \phi(x) \rangle$$

is convex. If $\text{rch}_{loc.}(p, \mathcal{M}) = \infty$, then the statement holds with $\text{rch}_{loc.}(p, \mathcal{M})$ replaced by any $R > \epsilon$.

Moreover, if $r > \text{rch}_{loc.}(p, \mathcal{M})$ then, for any $\eta > 0$, there is $v \in \text{Nor}(p, \mathcal{M})$, with $|v| = 1$, such that the restriction of

$$x \mapsto 1/2 x^2 - r \langle v, \phi(x) \rangle$$

to $B(0, \eta)$ is not convex.

Sketch of proof. The proof of Lemma 32 is rather intricate, but boils down to upper bound some angles in Figure 3. ◀

A relatively straightforward consequence of Lemmas 29 and 32 is the following (a complete proof of the statement has been added in the appendix for completeness):

► **Lemma 33.** Consider a n -manifold $\mathcal{M} \subset \mathbb{R}^d$ topologically embedded in \mathbb{R}^d , with positive reach, a point $p \in \mathcal{M}$, $U_p \subset \text{Tan}(p, \mathcal{M})$ a neighborhood of p in $\text{Tan}(p, \mathcal{M})$, and $\phi : U_p \rightarrow \text{Nor}(p, \mathcal{M})$, the a C^1 map defined in Lemma 28, such that $x \mapsto \Phi(x) = p + x + \phi(x)$ is a chart from U_p to \mathcal{M} .

Then, for all $\epsilon > 0$, there is $\alpha > 0$ such that the derivative of the restriction of ϕ to $U_p \cap B(0, \alpha)^\circ$ is $\frac{1}{(\text{rch}_{loc.}(p, \mathcal{S}) - \epsilon)}$ -Lipschitz, where the distance on derivatives is the operator norm of the difference, that is

$$\|D\phi(y_2) - D\phi(y_1)\| \leq \frac{1}{(\text{rch}_{loc.}(p, \mathcal{S}) - \epsilon)} |y_2 - y_1|.$$

If $\text{rch}_{loc.}(p, \mathcal{M}) = \infty$, then the statement holds with $\text{rch}_{loc.}(p, \mathcal{M})$ replaced by any $R > \epsilon$.

Next lemma is instrumental in the proof of Lemma 35:

► **Lemma 34.** For F_1, F_2 linear maps from \mathbb{R}^n to \mathbb{R}^m , denote by L_1 and L_2 the corresponding graphs in the product space $\mathbb{R}^n \times \mathbb{R}^m = \mathbb{R}^{n+m}$ equipped with the canonical dot product: $L_i = \{(x, F_i(x)) \in \mathbb{R}^{n+m}\}$.

$$2 \sin \frac{\angle L_1, L_2}{2} \leq \|F_2 - F_1\|$$

where $\|\cdot\|$ is the L^2 operator norm.

Sketch of proof. The proof of Lemma 34 involves a number estimates on angles, which then are relatively straightforwardly reformulated in terms of an operator norm. ◀

► **Lemma 35.** If $\mathcal{M} \subset \mathbb{R}^d$ is a n -manifold topologically embedded in \mathbb{R}^d , with positive reach, then \mathcal{M} is $C^{1,1}$ embedded and if $p_1, p_2 \in \mathcal{M}$ then

$$\angle \text{Tan}(p_1, \mathcal{M}), \text{Tan}(p_2, \mathcal{M}) \leq \frac{1}{\text{rch}_{loc.}(\mathcal{M})} d_{\mathcal{M}}(p_1, p_2),$$

where $d_{\mathcal{M}}$ denotes the geodesic distance inside \mathcal{M} and we say that $1/\infty = 0$.

If now \mathcal{M} is an n -manifold with boundary, topologically embedded in \mathbb{R}^d , the same property holds when the geodesic between p_1 and p_2 avoids the boundary.

Sketch of proof. The proof consists in gluing the local estimates on the angle between tangent spaces that follow by combining Lemmas 33 and 34 along a geodesic. ◀

We can now prove one of our main theorems:

► **Theorem 4.** If $\mathcal{M} \subset \mathbb{R}^d$ is a topologically embedded n -manifold with reach at least $R > 0$, then tangent spaces and normal spaces to \mathcal{M} are linear spaces at any point $p \in \mathcal{M} \setminus \partial\mathcal{M}$ and the maps $\text{Tan} : \mathcal{M} \rightarrow \text{Gr}(n, \mathbb{R}^d)$ and $\text{Nor} : \mathcal{M} \rightarrow \text{Gr}(d - n, \mathbb{R}^d)$ are Lipschitz.

Moreover, the smallest Lipschitz constant satisfied by $p \mapsto \text{Tan}(p, \mathcal{S})$ is $\frac{1}{\text{rch}_{loc.}(\mathcal{M})}$:

$$\sup_{\substack{p, q \in \mathcal{M} \\ p \neq q}} \frac{\angle \text{Tan}(p, \mathcal{M}), \text{Tan}(q, \mathcal{M})}{d_{\mathcal{M}}(p, q)} = \frac{1}{\text{rch}_{loc.}(\mathcal{M})}, \quad (6)$$

where we say that $1/\infty = 0$ and that $d_{\mathcal{M}}(p, q) = \infty$ when p and q are not connected by any path in \mathcal{M} .

Sketch of proof. One direction of the proof is given by Lemma 35, the inverse statement relies on the second statement of Lemma 32 together with a significant amount of computation. ◀

► **Lemma 36.** *If $\mathcal{M} \subset \mathbb{R}^d$ is a n -manifold topologically embedded in \mathbb{R}^d , and γ a geodesic in \mathcal{M} of length ℓ , the local reach of $\gamma([0, \ell])$ is upper bounded by the local reach of \mathcal{M} and in particular:*

$$\forall s_1, s_2 \in [0, \ell], \quad \angle \dot{\gamma}(s_1), \dot{\gamma}(s_2) \leq \frac{1}{\text{rch}_{loc}(\mathcal{M})} |s_2 - s_1| \quad (15)$$

Sketch of proof. The lemma follows by combining Theorem 16 and Lemma 35. ◀

► **Theorem 1.** *If \mathcal{M} is a topologically embedded manifold with positive reach and p a point in \mathcal{M} , then $\mathcal{M} \cap B^\circ(p, \sqrt{2} \text{rch}(\mathcal{M})) \cap \pi_{T_p \mathcal{M}}^{-1}(B^\circ(0, \text{rch}(\mathcal{M})))$ is the graph of a locally $C^{1,1}$ function above the open domain $B^\circ(0, \text{rch}(\mathcal{M})) \subset T_p \mathcal{M}$.*

Sketch of proof. By combining Theorems 4 and 16 with the submersion theorem we can establish a local diffeomorphism. The global diffeomorphism is established by proving that the covering number is one. ◀

Lemma 37 provides us with an explicit bound on α in Lemmas 32 and 33. Such a bound is useful for explicit calculations, see e.g. [7].

► **Lemma 37.** *As long as*

$$\frac{R - \epsilon}{R} \geq 1/2,$$

or equivalently $\epsilon/R \leq 1/2$, it suffices for α , as defined in first statement of Lemmas 32 and 33, to satisfy

$$\alpha \leq \sqrt{\epsilon R}.$$

The proof of this statement is relatively straightforward and can be found in the appendix.

7 Global and local reach

In this section we generalize the results of [1] on how the reach is attained from C^2 manifolds to arbitrary sets of positive reach. This result states that the reach is a consequence of either curvature maxima or so-called bottlenecks. In our result we replace the curvature by the local reach, which in turn is defined using local metric distortion, while the bottlenecks are similar in nature. In a number of cases we will have to assume that the set is bounded/compact.

We recall the definition from the introduction:

► **Definition 2** (Local and global reach). *For a closed set $\mathcal{S} \subset \mathbb{R}^d$, we define the local $\text{rch}_{loc}(\mathcal{S})$ and global $\text{rch}_{glob}(\mathcal{S})$ reach as:*

$$\text{rch}_{glob}(\mathcal{S}) \stackrel{\text{def.}}{=} \min \left\{ \frac{|a - b|}{2} \mid \exists a, b \in \mathcal{S}, B^\circ\left(\frac{a + b}{2}, \frac{|a - b|}{2}\right) \cap \mathcal{S} = \emptyset \right\} \quad (1)$$

$$\text{rch}_{loc}(p, \mathcal{S}) \stackrel{\text{def.}}{=} \lim_{\substack{\rho \rightarrow 0 \\ \rho > 0}} \text{rch}(\mathcal{S} \cap B(p, \rho)) \in [0, +\infty] \quad (2)$$

$$\text{rch}_{loc}(\mathcal{S}) \stackrel{\text{def.}}{=} \inf_{p \in \mathcal{S}} \text{rch}_{loc}(p, \mathcal{S}) \in [0, +\infty] \quad (3)$$

► **Lemma 38.** *The map $p \mapsto \text{rch}_{loc}(p, \mathcal{S})$ defined over \mathcal{S} is lower semi-continuous, in other words:*

$$\text{rch}_{loc}(p, \mathcal{S}) = \lim_{\substack{\rho \rightarrow 0 \\ \rho > 0}} \inf_{q \in \mathcal{S} \cap B^\circ(p, \rho)} \text{rch}_{loc}(q, \mathcal{S}).$$

Sketch of proof. The proof is a direct consequence of definition. ◀

► **Remark 39.** As a consequence, when \mathcal{S} is compact, the inf in (3) is a min, in other words there exists at least one point $p \in \mathcal{S}$ such that $\text{rch}_{loc.}(p, \mathcal{S}) = \text{rch}_{loc.}(\mathcal{S})$.

► **Definition 40.** A *bottleneck* is a pair of points $(a, b) \in \mathcal{S}^2$ such that

$$B^\circ \left(\frac{a+b}{2}, \frac{|a-b|}{2} \right) \cap \mathcal{S} = \emptyset.$$

We have the following variant of Lemma 12 of [9], which in turn is a relatively straightforward generalization to arbitrary dimension of Property I of [5]:

► **Lemma 41.** If a geodesic (or more generally a curve) γ parametrized according to arc length on the interval $[0, \ell]$ satisfies

$$\angle \dot{\gamma}(s_1), \dot{\gamma}(s_2) \leq \frac{1}{R} |s_2 - s_1|, \quad (16)$$

then as long as $\ell \leq 2\pi R$.

$$|q - p| \geq 2 \text{rch}(\mathcal{M}) \sin \left(\frac{\ell}{2R} \right),$$

where $p = \gamma(0)$ and $q = \gamma(\ell)$.

Combining Lemmas 36 and 41 we get:

► **Corollary 42.** If γ is a geodesic in \mathcal{S} with length $\ell \leq 2\pi \text{rch}_{loc.}(\mathcal{S})$, then

$$\ell \leq 2 \text{rch}_{loc.}(\mathcal{S}) \arcsin \frac{|p - q|}{2 \text{rch}_{loc.}(\mathcal{S})}.$$

The Lemma 43 below is a specialization of [19, Lemma 4.6], but we still provide a proof in the appendix.

► **Lemma 43.** Let $x \notin \text{ax}(\mathcal{S})$ and denote by \tilde{x} the unique point closest to x in \mathcal{S} . Then, for any $\epsilon > 0$, there is $\alpha > 0$ such that,

$$|y - x| < \alpha \Rightarrow \{z \in \mathcal{S} \mid d(y, z) = d(y, \mathcal{S})\} \subset B^\circ(\tilde{x}, \epsilon). \quad (17)$$

► **Theorem 6.** If \mathcal{S} is a compact subset of \mathbb{R}^d , then:

$$\text{rch}(\mathcal{S}) = \min(\text{rch}_{glob.}(\mathcal{S}), \text{rch}_{loc.}(\mathcal{S}))$$

Proof. We consider first the situation where $\text{rch}(\mathcal{S}) = 0$. In this case, since \mathcal{S} is bounded, there exists some point $p \in \overline{\text{ax}(\mathcal{S})} \cap \mathcal{S}$. Then, for any $\rho > 0$, there is some $p' \in \text{ax}(\mathcal{S})$ such that $d(p', p) < \rho/2$, so that there are at least two points in $\mathcal{S} \cap B(p, \rho)$ closest to p' . Thus, $\text{rch}(\mathcal{S} \cap B(p, \rho)) < \rho/2$, and, since this holds for any $\rho > 0$, we get that $\text{rch}_{loc.}(p, \mathcal{S}) = 0$ and as a direct consequence $\text{rch}_{loc.}(\mathcal{S}) = \inf_{q \in \mathcal{S}} \text{rch}_{loc.}(q, \mathcal{S}) = 0$.

We assume now that $\text{rch}(\mathcal{S}) > 0$. Thanks to the metric distortion definition we already know thanks to Remark 3, Equation (4) that $\text{rch}(\mathcal{S}) \leq \text{rch}_{loc.}(\mathcal{S})$. Therefore it suffices to prove that, if $\text{rch}(\mathcal{S}) < \text{rch}_{loc.}(\mathcal{S})$, then $\text{rch}(\mathcal{S}) = \text{rch}_{glob.}(\mathcal{S})$. So let us assume now that $\text{rch}(\mathcal{S}) < \text{rch}_{loc.}(\mathcal{S})$.

Since \mathcal{S} is compact and thus bounded, which implies that a closed $\text{rch}(\mathcal{S})$ -neighbourhood of \mathcal{S} is also bounded, there must exist $x \in \overline{\text{ax}(\mathcal{S})}$, where $\overline{\text{ax}(\mathcal{S})}$ is the closure of the medial axis $\text{ax}(\mathcal{S})$, such that $d(x, \mathcal{S}) = \text{rch}(\mathcal{S})$.

If $x \in \overline{\text{ax}(\mathcal{S})} \setminus \text{ax}(\mathcal{S})$, in particular $x \notin \text{ax}(\mathcal{S})$ and there is a unique point \tilde{x} closest to x in \mathcal{S} . Choose some $0 < \epsilon < \text{rch}(\mathcal{S})$ and, as in Lemma 43, take $\alpha > 0$ so that (17) holds and, moreover, such that

$$\alpha < \text{rch}_{loc.}(\mathcal{S}) - \text{rch}(\mathcal{S}).$$

Since $x \in \overline{\text{ax}(\mathcal{S})}$, there exists $y \in \text{ax}(\mathcal{S}) \cap B^\circ(x, \alpha)$, and therefore Lemma 43 yields that there exists at least two points $p, q \in B^\circ(\tilde{x}, \epsilon)$ such that $d(y, p) = d(y, q) = d(y, \mathcal{S})$.

Because $d(p, q) < 2\epsilon < 2\text{rch}(\mathcal{S})$, by Theorem 16, there is a geodesic from p to q of length at most $\pi\text{rch}(\mathcal{S})$, which is less than $2\pi\text{rch}_{loc.}(\mathcal{S})$. But then one can apply Corollary 42, which implies that the length of a geodesic from p to q is at most

$$\ell_{\max} = 2\text{rch}_{loc.}(\mathcal{S}) \arcsin \frac{|p - q|}{2\text{rch}_{loc.}(\mathcal{S})}.$$

However, since projecting a curve outside a given sphere onto the given sphere only decreases its length, a curve from p to q outside the ball centered at y whose radius is at most $\text{rch}(\mathcal{S}) + |y - x| < \text{rch}(\mathcal{S}) + \alpha < \text{rch}_{loc.}(\mathcal{S})$ must have length strictly greater than ℓ_{\max} , a contradiction.

We have so far proven that when $\text{rch}(\mathcal{S}) < \text{rch}_{loc.}(\mathcal{S})$, then the reach cannot be realized in $\overline{\text{ax}(\mathcal{S})} \setminus \text{ax}(\mathcal{S})$. One must then have $x \in \text{ax}(\mathcal{S})$ and there are at least two points $p \neq q$ closest points to x on \mathcal{S} .

If $|p - q| < 2\text{rch}(\mathcal{S})$ then by Theorem 16 one has that $d_{\mathcal{S}}(p, q) \leq 2\text{rch}(\mathcal{S}) \arcsin \frac{|p - q|}{2\text{rch}(\mathcal{S})}$ which is less than $2\pi\text{rch}_{loc.}(\mathcal{S})$. Again, Corollary 42 implies that the length of a geodesic from p to q is at most $2\text{rch}_{loc.}(\mathcal{S}) \arcsin \frac{|p - q|}{2\text{rch}_{loc.}(\mathcal{S})}$, which, again, is impossible without entering the ball centered at x with radius $\text{rch}(\mathcal{S}) < \text{rch}_{loc.}(\mathcal{S})$.

Since $|p - q| \leq 2\text{rch}(\mathcal{S})$, the only possibility is that $|p - q| = 2\text{rch}(\mathcal{S})$, i.e. $x = (p + q)/2$, a bottleneck. ◀

References

- 1 Eddie Aamari, Jisu Kim, Frédéric Chazal, Bertrand Michel, Alessandro Rinaldo, and Larry Wasserman. Estimating the reach of a manifold. *Electronic journal of statistics*, 13(1):1359–1399, 2019.
- 2 Eddie Aamari and Clément Levrard. Stability and minimax optimality of tangential Delaunay complexes for manifold reconstruction. *Discrete & Computational Geometry*, 59(4):923–971, 2018. doi:10.1007/s00454-017-9962-z.
- 3 Naum Il'ich Akhiezer and Izrail Markovich Glazman. *Theory of linear operators in Hilbert space*. Courier Corporation, 2013.
- 4 N. Amenta and M. Bern. Surface reconstruction by Voronoi filtering. *Discrete & Computational Geometry*, 22(4):481–504, Dec 1999. doi:10.1007/PL00009475.
- 5 Dominique Attali, Herbert Edelsbrunner, and Yuriy Mileyko. Weak Witnesses for Delaunay triangulations of Submanifold. In *ACM Symposium on Solid and Physical Modeling*, pages 143–150, Beijing, China, June 2007. URL: <https://hal.science/hal-00201055>.
- 6 Dominique Attali and André Lieutier. Geometry-driven collapses for converting a Čech complex into a triangulation of a nicely triangulable shape. *Discrete & Computational Geometry*, 54(4):798–825, 2015.
- 7 Anonymous authors. A free lunch: manifolds of positive reach can be smoothed without decreasing the reach. Submitted to SoCG25, available by request to the PC chairs, 2025.
- 8 Jean-Daniel Boissonnat, Frédéric Chazal, and Mariette Yvinec. *Geometric and Topological Inference*. Cambridge Texts in Applied Mathematics. Cambridge University Press, 2018. doi:10.1017/9781108297806.

- 9 Jean-Daniel Boissonnat, André Lieutier, and Mathijs Wintraecken. The reach, metric distortion, geodesic convexity and the variation of tangent spaces. Journal of Applied and Computational Topology, 3(1):29–58, Jun 2019. doi:10.1007/s41468-019-00029-8.
- 10 Piermarco Cannarsa and Carlo Sinestrari. Semiconcave functions, Hamilton-Jacobi equations, and optimal control, volume 58. Springer Science & Business Media, 2004.
- 11 S.-W. Cheng, T.K. Dey, and J.R. Shewchuk. Delaunay Mesh Generation. Computer and information science series. CRC Press, 2013.
- 12 Robert J Daverman and Gerard Venema. Embeddings in manifolds, volume 106. American Mathematical Soc., 2009.
- 13 T.K. Dey. Curve and Surface Reconstruction: Algorithms with Mathematical Analysis. Number 23 in Cambridge monographs on applied and computational mathematics. Cambridge University Press, 2007.
- 14 H. Federer. Curvature measures. Transactions of the American mathematical Society, 93:418–491, 1959.
- 15 Charles Fefferman, Sergei Ivanov, Yaroslav Kurylev, Matti Lassas, and Hariharan Narayanan. Reconstruction and interpolation of manifolds. I: The geometric Whitney problem. Foundations of Computational Mathematics, 2019. doi:10.1007/s10208-019-09439-7.
- 16 Charles Fefferman, Sergei Ivanov, Matti Lassas, and Hariharan Narayanan. Fitting a manifold of large reach to noisy data. arXiv e-prints, page arXiv:1910.05084, October 2019. arXiv:1910.05084.
- 17 Tosio Kato. Perturbation theory for linear operators, volume 132. Springer Science & Business Media, 2013.
- 18 Marc Khoury and Jonathan Richard Shewchuk. Approximation bounds for interpolation and normals on triangulated surfaces and manifolds. arXiv preprint arXiv:1911.03424, 2019.
- 19 André Lieutier. Any open bounded subset of \mathbb{R}^n has the same homotopy type as its medial axis. Computer-Aided Design, 36(11):1029 – 1046, 2004. Solid Modeling Theory and Applications. URL: <http://www.sciencedirect.com/science/article/pii/S0010448504000065>, doi:10.1016/j.cad.2004.01.011.
- 20 Alexander Lytchak. On the geometry of subsets of positive reach. manuscripta mathematica, 115(2):199–205, 2004.
- 21 Alexander Lytchak. Almost convex subsets. Geometriae Dedicata, 115(1):201–218, 2005.
- 22 K. Menger. Untersuchungen über allgemeine Metrik. Vierte Untersuchung. Zur Metrik der Kurven. Mathematische Annalen, 103:466–501, 1930.
- 23 Li Qiu, Yanxia Zhang, and Chi-Kwong Li. Unitarily invariant metrics on the grassmann space. SIAM Journal on Matrix Analysis and Applications, 27(2):507–531, 2005. arXiv: <https://doi.org/10.1137/040607605>, doi:10.1137/040607605.
- 24 Jan Rataj and Luděk Zajíček. On the structure of sets with positive reach. Mathematische Nachrichten, 290(11-12):1806–1829, 2017.
- 25 R Tyrrell Rockafellar. Convex Analysis. Princeton University Press, 1970.
- 26 S. Scholtes. On hypersurfaces of positive reach, alternating Steiner formulae and Hadwiger’s Problem. ArXiv e-prints, April 2013. arXiv:1304.4179.
- 27 Barak Sober and David Levin. Manifold approximation by moving least-squares projection (MMLS). Constructive Approximation, pages 1–46, 2019. doi:10.1007/s00365-019-09489-8.
- 28 Per Åke Wedin. On angles between subspaces of a finite dimensional inner product space. In Matrix Pencils: Proceedings of a Conference Held at Pite Havsbad, Sweden, March 22–24, 1982, pages 263–285. Springer, 2006.
- 29 Yung-Chow Wong. Differential geometry of Grassmann manifolds. Proceedings of the National Academy of Sciences of the United States of America, 57(3):589, 1967.

A Proofs

A.1 Proofs

Proof of Lemma 22. If A is a k -dimensional vector space, then $A \cap \mathbb{S}^{d-1} = \mathbb{S}^{k-1}$ whose $(k-1)$ -homology is non-trivial and $(k'-1)$ -homology for $k' \neq k$ is trivial. Of course, if $k = 0$, then $A \cap \mathbb{S}^{d-1} = \emptyset$.

If A is not a vector space, then by Observation 20, $A \neq -A$. This implies that there exists $a_0 \in A \cap \mathbb{S}^{d-1}$ with $-a_0 \notin A$. This in turn gives that for any $a \in A \cap \mathbb{S}^{d-1}$, one has $\angle a_0, a < \pi$ so that the (unique) minimal geodesic from a to a_0 remains in $A \cap \mathbb{S}^{d-1}$. It follows that there is a deformation retract from $A \cap \mathbb{S}^{d-1}$ to a_0 along geodesics. Hence that A is contractible and has therefore trivial homology. \blacktriangleleft

Proof of Lemma 23. Since $\{0\}^\perp = \mathbb{R}^d$, the case $k = 0$ is trivial. We assume now $k > 0$. Since $0 \in A^\perp$, $B(0, 1) \setminus A^\perp$ can be written as

$$\bigcup_{u \in \mathbb{S}^{d-1} \setminus A^\perp} \{\lambda u \mid \lambda \in (0, 1]\},$$

where \mathbb{S}^{d-1} denotes the unit sphere centred at the origin. This means that there is a deformation retract from $B(0, 1) \setminus A^\perp$ to $\mathbb{S}^{d-1} \setminus A^\perp$.

Now we use the same argument as in Lemma 22. If $k \geq 1$ and A is a k -dimensional vector space, then A^\perp is a $d - k$ dimensional vector space and $\mathbb{S}^{d-1} \setminus A^\perp$ is homeomorphic to the open cylinder $\mathbb{S}^{k-1} \times (-1, 1)^{d-k}$, whose $(k-1)$ -homology is non-trivial.

Conversely, $k \geq 1$ and A is not a k -dimensional vector space, then by Observation 21 neither is A^\perp . As in the proof of Lemma 22 we note that by Observation 20, $A^\perp \neq -A^\perp$. This implies that there exists $a_1 \in A^\perp \cap \mathbb{S}^{d-1}$ with $-a_1 \notin A^\perp$. This in turn gives that for any $\tilde{a} \in A^\perp \cap \mathbb{S}^{d-1}$, one has $\angle a_1, \tilde{a} < \pi$ so that the (unique) minimal geodesic from \tilde{a} to a_1 remains in $A^\perp \cap \mathbb{S}^{d-1}$. It follows that there is a deformation retract from $A^\perp \cap \mathbb{S}^{d-1}$ to a_1 along geodesics as well as a homotopy from $\mathbb{S}^{d-1} \setminus A^\perp$ to $\mathbb{S}^{d-1} \setminus a_1 \simeq B^{d-1}$, where B^{d-1} denotes the open $d-1$ -dimensional ball. Hence $\mathbb{S}^{d-1} \setminus A^\perp$ is contractible and its homology is therefore trivial.

Finally, we consider the case where $k = 0$. If A is a 0-dimensional vector space, that is a point, then A^\perp is the entire Euclidean space, and therefore $B(0, 1) \setminus A^\perp$ is empty. Conversely if $B(0, 1) \setminus A^\perp$ is empty then A^\perp is the entire Euclidean space and its dual is therefore a point. \blacktriangleleft

Proof of Lemma 24. Since $\text{rch}(\mathcal{S} \cap B(p, \rho)) \geq \text{rch}(\mathcal{S})$, we know that $\pi_{\mathcal{S} \cap B(p, \rho)}$ is continuous (Lemma 11 or 12). The homotopy $(t, x) \mapsto (1-t)x + t\pi_{\mathcal{S} \cap B(p, \rho)}(x)$ is then a deformation retract from $B(p, \rho)$ to $\mathcal{S} \cap B(p, \rho)$. Therefore, the only thing we have to prove is that, for $y \in B(p, \rho)$:

$$y \in p + \text{Nor}(p, \mathcal{S}) \iff \pi_{\mathcal{S} \cap B(p, \rho)}(y) = p.$$

We note that thanks to Definition 7, we have $\text{Nor}(p, \mathcal{S}) = \text{Nor}(p, \mathcal{S} \cap B(p, \rho))$. The result now follows by Lemma 13 and the fact that $\rho < \text{rch}(\mathcal{S}) \leq \text{rch}(\mathcal{S} \cap B(p, \rho))$. \blacktriangleleft

Proof of Lemma 26. Take ρ such that $0 < \rho < \text{rch}(\mathcal{S})$ and denote by $\mathcal{S}^{\partial \oplus \rho}$ the boundary of the ρ -offset of \mathcal{S} , in other words,

$$\mathcal{S}^{\partial \oplus \rho} \stackrel{\text{def.}}{=} \{x \in \mathbb{R}^d \mid d(x, \mathcal{S}) = \rho\}.$$

For $p \in \mathcal{S}$, we write $N(p, \mathcal{S}, \rho)$ for the set of points of $\mathcal{S}^{\partial \oplus \rho}$ whose projection is p , that is

$$N(p, \mathcal{S}, \rho) \stackrel{\text{def.}}{=} \{q \in \mathcal{S}^{\partial \oplus \rho} \mid \pi_{\mathcal{S}}(q) = p\}.$$

Lemma 13 yields that if $p \in \mathcal{S}$, then

$$\text{Nor}(p, \mathcal{S}) = \{\lambda(q - p) \mid \lambda \geq 0, q \in N(p, \mathcal{S}, \rho)\}. \quad (18)$$

For $\eta > 0$ we denote by $N(p, \mathcal{S}, \rho)^\eta$ the open offset of $N(p, \mathcal{S}, \rho)$ in $\mathcal{S}^{\partial \oplus \rho}$, that is

$$N(p, \mathcal{S}, \rho)^\eta \stackrel{\text{def.}}{=} \left\{ q \in \mathcal{S}^{\partial \oplus \rho}, d(q, N(p, \mathcal{S}, \rho)) < \eta \right\}.$$

For any integer $j \geq 1$, the set

$$\mathcal{S}^{\partial \oplus \rho} \cap \pi_{\mathcal{S}}^{-1}\left(B(p, 1/j) \cap \mathcal{S}\right)$$

is compact, being bounded and the inverse image of a closed set by the continuous map $\pi_{\mathcal{S}}$. Because $\mathcal{S}^{\partial \oplus \rho} \setminus N(p, \mathcal{S}, \rho)^\eta$ is a closed set, the set

$$\begin{aligned} K_j &\stackrel{\text{def.}}{=} \mathcal{S}^{\partial \oplus \rho} \cap \pi_{\mathcal{S}}^{-1}\left(B(p, 1/j) \cap \mathcal{S}\right) \cap (\mathcal{S}^{\partial \oplus \rho} \setminus N(p, \mathcal{S}, \rho)^\eta) \\ &= (\mathcal{S}^{\partial \oplus \rho} \setminus N(p, \mathcal{S}, \rho)^\eta) \cap \pi_{\mathcal{S}}^{-1}\left(B(p, 1/j) \cap \mathcal{S}\right) \end{aligned}$$

is compact, but may be empty. We have that

$$\bigcap_{j \geq 1} \pi_{\mathcal{S}}^{-1}\left(B(p, 1/j) \cap \mathcal{S}\right) = \pi_{\mathcal{S}}^{-1}(\{p\}),$$

because if $a \notin \pi_{\mathcal{S}}^{-1}(\{p\})$, then $\pi_{\mathcal{S}}(a) = q \neq p$ and thus $a \notin \bigcap_{j \geq 1} \pi_{\mathcal{S}}^{-1}\left(B(p, 1/j) \cap \mathcal{S}\right)$ for some j . Hence, since

$$\bigcap_{j \geq 1} K_j = \mathcal{S}^{\partial \oplus \rho} \cap \pi_{\mathcal{S}}^{-1}(\{p\}) \cap (\mathcal{S}^{\partial \oplus \rho} \setminus N(p, \mathcal{S}, \rho)^\eta) = N(p, \mathcal{S}, \rho) \cap (\mathcal{S}^{\partial \oplus \rho} \setminus N(p, \mathcal{S}, \rho)^\eta) = \emptyset,$$

we have that $(K_j)_{(j \geq 1)}$ is a nested (in inverse order) sequence of compact sets whose intersection is empty. Therefore, there is some integer number $n \geq 1$ such that $K_n = \emptyset$, such that

$$\mathcal{S}^{\partial \oplus \rho} \cap \pi_{\mathcal{S}}^{-1}\left(B(p, 1/n) \cap \mathcal{S}\right) \subset N(p, \mathcal{S}, \rho)^\eta.$$

We note that such an n exists for any $\eta > 0$. This implies that for any η such that $0 < \eta < \rho \sin \frac{\epsilon}{2}$, there exists an n large enough such that both:

$$\frac{1}{n} < \frac{1}{2} \rho \sin \epsilon \quad (19)$$

and

$$\mathcal{S}^{\partial \oplus \rho} \cap \pi_{\mathcal{S}}^{-1}\left(B(p, 1/n) \cap \mathcal{S}\right) \subset N(p, \mathcal{S}, \rho)^{\rho \sin \frac{\epsilon}{2}}.$$

Using this n we pick $\alpha = \frac{1}{n}$, and we claim that this α satisfies the assertion in the lemma. Indeed, if $p' \in \mathcal{S} \cap B(p, \alpha)$, then $N(p', \mathcal{S}, \rho) \subset N(p, \mathcal{S}, \rho)^{\rho \sin \frac{\epsilon}{2}}$. Hence by definition, if

$q' \in N(p', \mathcal{S}, \rho)$, then there exists a $q \in N(p, \mathcal{S}, \rho)$ such that $d(q, q') < \rho \sin \frac{\epsilon}{2}$, while by (19), $d(p, p') < \rho \sin \frac{\epsilon}{2}$. Since $|q - p| = |q' - p'| = \rho$ and $|p - p'|, |q - q'| < \rho \sin \frac{\epsilon}{2}$, we get

$$|(q - p) - (q' - p')| < 2\rho \sin \frac{\epsilon}{2},$$

so that

$$\angle(q' - p', q - p) < \epsilon.$$

This holds for any $q' \in N(p', \mathcal{S}, \rho)$ and since $q \in N(p, \mathcal{S}, \rho)$, the claim is proved, thanks to (18). ◀

Proof of Lemma 27. If $A = B$ the statement is trivially true. If $A \neq B$, the bisector of A and B contains at least one hyperplane P and B is the image of A by the isometric mirror symmetry with respect to P . ◀

Proof of Lemma 28. Lemma 25 says that $\text{Tan}(q, \mathcal{M})$ is a n -dimensional vector space for any $q \in \mathcal{M}$.

Regarding $\text{Tan}(q, \mathcal{M})$ as an element of the Grassmannian $\text{Gr}(n, \mathbb{R}^d)$, Lemmas 26 and 27 give that the map defined from \mathcal{M} to $\text{Gr}(n, \mathbb{R}^d)$ by $q \mapsto \text{Tan}(q, \mathcal{M})$ is continuous. It follows that, for $p \in \mathcal{M}$, there is some ϵ , with $0 < \epsilon < \text{rch}(\mathcal{M})/2$, such that

$$\forall q \in \mathcal{M} \cap B(p, \epsilon), \angle \text{Tan}(q, \mathcal{M}), \text{Tan}(p, \mathcal{M}) < \pi/4. \quad (20)$$

We claim that for this ϵ , the restriction to $\mathcal{M} \cap B(p, \epsilon)$ of the orthogonal projection on $p + \text{Tan}(p, \mathcal{M})$ is injective.

Indeed, assume (to derive a contradiction) that there exist $q_1, q_2 \in \mathcal{M} \cap B(p, \epsilon)$ such that $q_1 \neq q_2$ and $\pi_{p + \text{Tan}(p, \mathcal{M})}(q_1) = \pi_{p + \text{Tan}(p, \mathcal{M})}(q_2)$. Then, because $|q_2 - q_1| < \text{rch}(\mathcal{M})$, inequality (7) from Lemma 9 yields that $\sin \angle(q_1 - q_2, \text{Tan}(q_1, \mathcal{M})) \leq \frac{1}{2}$. Combining this with (20),

$$\begin{aligned} \angle(q_1 - q_2, \text{Tan}(p, \mathcal{M})) &\leq \angle(\text{Tan}(p, \mathcal{M}), \text{Tan}(q_1, \mathcal{M})) + \angle(q_1 - q_2, \text{Tan}(q_1, \mathcal{M})) \\ &< \frac{\pi}{4} + \frac{\pi}{6} < \frac{\pi}{2}, \end{aligned}$$

which cannot be since $q_2 - q_1$ is orthogonal to $\text{Tan}(p, \mathcal{M})$. Hence, the claim is proved.

Since the restriction to $\mathcal{M} \cap B(p, \epsilon)$ of the orthogonal projection on $p + \text{Tan}(p, \mathcal{M})$ is an injective continuous map, from an open n -manifold to the n -manifold $p + \text{Tan}(p, \mathcal{M})$, invariance of domain implies that it is a homeomorphism on its image. This means that $\mathcal{M} \cap B(p, \epsilon)$ is the graph of a map $x \mapsto \phi(x)$ from some open set $U_p \subset \text{Tan}(p, \mathcal{M})$ to $\text{Nor}(p, \mathcal{M})$, i.e. $x \mapsto p + x + \phi(x)$ is a local homeomorphism from U_p to \mathcal{M} . Moreover, these maps induce an atlas for \mathcal{M} .

Definition 7 and the fact that $\text{Tan}(p, \mathcal{M})$ is a n -dimensional linear space together imply that ϕ is differentiable at 0 with $D\Phi(0) = 0$, and more generally that ϕ is differentiable at any $x \in U_p$. The continuity (11) of $q \mapsto \text{Tan}(q, \mathcal{M})$ for the Grassmannians metric yields that ϕ is of class C^1 . ◀

Proof of Lemma 31. Thanks to Lemma 30 we have that for sufficiently α' and $q \in \mathcal{M} \cap \partial B(p, \alpha')$, the bound $\angle q - p, \text{Tan}(q, \mathcal{M}) < \pi/2$ holds. Since $\text{Nor}(q, B(p, \alpha')) = \{\lambda(q - p) \mid \lambda \geq 0\}$, this means in particular that one has:

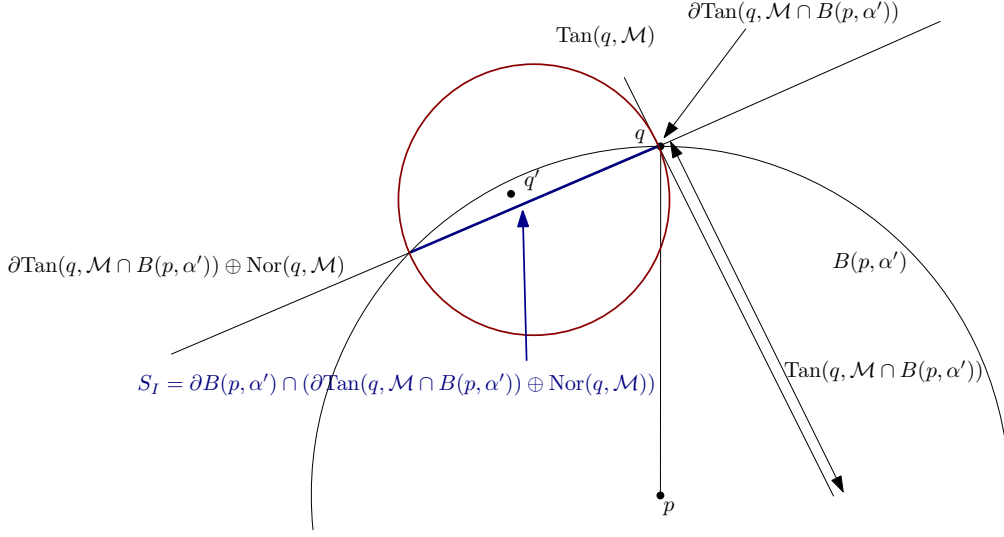
$$\text{Nor}(q, B(p, \alpha')) \cap (-\text{Nor}(q, \mathcal{M})) = \text{Nor}(q, B(p, \alpha')) \cap \text{Nor}(q, \mathcal{M}) = \{0\}.$$

This means that one can apply [14, Theorem 4.10 (3)], which gives us

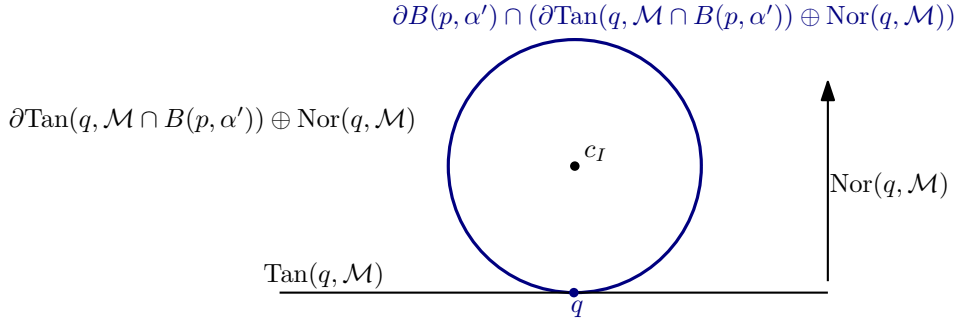
$$\begin{aligned} \text{Nor}(q, \mathcal{M} \cap B(p, \alpha')) &= \text{Nor}(q, \mathcal{M}) \oplus \text{Nor}(q, B(p, \alpha')) \\ &= \text{Nor}(q, \mathcal{M}) \oplus \{\lambda(q-p) \mid \lambda \geq 0\}. \end{aligned}$$

Because normal and tangent cones are dual we see that

$$\begin{aligned} \text{Tan}(q, \mathcal{M} \cap B(p, \alpha')) &= (\text{Nor}(q, \mathcal{M}) \oplus \{\lambda(q-p) \mid \lambda \geq 0\})^\perp \\ &= \text{Nor}(q, \mathcal{M})^\perp \cap \{\lambda(q-p) \mid \lambda \geq 0\}^\perp \\ &= \text{Tan}(q, \mathcal{M}) \cap \{u \in \mathbb{R}^d \mid \langle u, q-p \rangle \leq 0\}. \end{aligned} \quad (21)$$



■ **Figure 1** Notation used in the proof of Lemma 31 (side view).



■ **Figure 2** Notation used in the proof of Lemma 31 (the restriction to the $d-1$ -plane $\partial \text{Tan}(q, \mathcal{M} \cap B(p, \alpha')) \oplus \text{Nor}(q, \mathcal{M})$).

Consider the $d-1$ dimensional plane

$$\begin{aligned} P &= \partial \text{Tan}(q, \mathcal{M} \cap B(p, \alpha')) \oplus \text{Nor}(q, \mathcal{M}). \\ &= \partial (\text{Tan}(q, \mathcal{M}) \cap \{u \in \mathbb{R}^d \mid \langle u, q-p \rangle \leq 0\}) \oplus \text{Nor}(q, \mathcal{M}) && \text{(by (21))} \\ &= (\text{Tan}(q, \mathcal{M}) \cap \{u \in \mathbb{R}^d \mid \langle u, q-p \rangle = 0\}) \oplus \text{Nor}(q, \mathcal{M}), \end{aligned}$$

see Figure 1. We stress that $\{u \in \mathbb{R}^d \mid \langle u, q - p \rangle = 0\}$ is the tangent plane of the sphere $\partial B(p, \alpha')$ at q . Moreover the plane P separates exactly those points q' for which the closest point projection of q' on $q + \text{Tan}(q, \mathcal{M})$ belongs to $q + \text{Tan}(q, \mathcal{M} \cap B(p, \alpha'))$ from the points q' for which this does not hold. The plane P intersects the sphere $\partial B(p, \alpha')$ in q , more precisely, the intersection $S_I = q + P \cap \partial B(p, \alpha')$ is a $d - 2$ -sphere that is tangent to q . These two observations mean that the centre c_I of S_I satisfies $c_I - q \in \text{Nor}(q, \mathcal{M})$, see Figure 2. On the other hand any point q' that does not project onto a point that belongs in $q + \text{Tan}(q, \mathcal{M} \cap B(p, \alpha'))$ will lie in the centred at c_I , now seen as a point in \mathbb{R}^d , with radius $|c_I - q|$, that is the red sphere in Figure 1. However, by assumption $\alpha < \text{rch}(\mathcal{M})$, which means that such a ball cannot contain points of \mathcal{M} . ◀

Proof of Lemma 32. Let us choose $\alpha > 0$ as in Lemma 30 and 31, so that (13) and (14) hold. From the definition of $\text{rch}_{loc.}(p, \mathcal{M})$, $\alpha > 0$ can moreover be chosen small enough such that

$$\text{rch}(\mathcal{M} \cap B(p, \alpha)) > R := \text{rch}_{loc.}(p, \mathcal{M}) - \varepsilon/2. \quad (22)$$

Let $y \in U_p$ and write $q = p + y + \phi(y) = \Phi(y) \in \mathcal{M}$. Choose $\theta > 0$ such that:

$$\cos^3 \theta > \frac{R - \varepsilon/2}{R}. \quad (23)$$

For $y, y' \in U_p$ we denote the images under Φ , that is the points on \mathcal{M} , by $q = \Phi(y)$, $q' = \Phi(y')$. We now take $y, y' \in U_p$, such that one has $q, q' \in B(p, \alpha)$. This means in particular that $|y|, |y'| \leq \alpha$.

Thanks to Equation (8) in Lemma 10 and the fact that $R \leq \text{rch}(B(p, \alpha))$, one has

$$d(q', q + \text{Tan}(q, \mathcal{M})) \leq \frac{|q' - q|^2}{2R}.$$

Combining this with (14) yields

$$d(q', q + \text{Tan}(q, \mathcal{M} \cap B(p, \alpha))) = d(q', q + \text{Tan}(q, \mathcal{M})) \leq \frac{|q' - q|^2}{2R}. \quad (24)$$

The first order Taylor expansion of Φ near y is given by

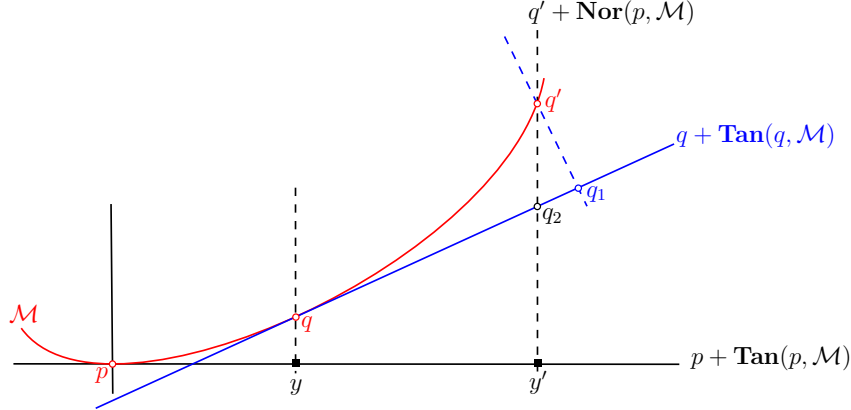
$$\begin{aligned} z \mapsto \Phi(y) + D\Phi(y)(z - y) &= (p + y + \phi(y)) + (z - y) + D\phi(y)(z - y) \\ &= p + \phi(y) + z + D\phi(y)(z - y), \end{aligned}$$

and its graph coincides with the affine tangent space $q + \text{Tan}(q, \mathcal{M})$ of \mathcal{M} at $q = \Phi(y)$.

Write q_1 for orthogonal projection of q' on $q + \text{Tan}(q, \mathcal{M})$, that is $q_1 = \pi_{q + \text{Tan}(q, \mathcal{M})}(q')$. We note that $q_1 - q' \in \text{Nor}(q, \mathcal{M})$. Since, $q' + \text{Nor}(p, \mathcal{M})$ and $q + \text{Tan}(q, \mathcal{M})$ are transversal and their dimension sum to d , they have a unique intersection point q_2 . The point q_2 , see Figure 3, is also the point above y' on the graph of the first order Taylor expansion of ϕ near y :

$$q_2 = p + y' + \phi(y) + D\phi(y)(y' - y).$$

Since $q_1, q_2 \in q + \text{Tan}(q, \mathcal{M})$, one has that $q_2 - q_1 \in \text{Tan}(q, \mathcal{M})$. As we concluded above $q_1 - q' \in \text{Nor}(q, \mathcal{M})$. Combining these observations gives that the triangle $q'q_1q_2$ has a right angle at q_1 .



■ **Figure 3** Notation used in the proof of Lemma 32.

Because $q_2 - q_1 \in \text{Tan}(q, \mathcal{M})$ and $\angle \text{Tan}(q, \mathcal{M}) \text{Tan}(p, \mathcal{M}) < \theta$, there is a vector $w \in \text{Tan}(p, \mathcal{M})$ such that $\angle w, q_2 - q_1 < \theta$. As $q_2 - q' \in \text{Nor}(p, \mathcal{M})$, one has $\angle w, q_2 - q' = \pi/2$, and therefore the triangle inequality on the sphere yields $\angle q_2 - q', q_2 - q_1 > \pi/2 - \theta$. This is one angle of the triangle $q'q_1q_2$ and we already established that this triangle has a right angle at q_1 and hence,

$$\angle q_2 - q', q_1 - q' < \theta.$$

This angle bound translates to the first inequality between the edge lengths of the triangle $q'q_1q_2$, because $q_1 = \pi_{q+\text{Tan}(q, \mathcal{M})}(q')$ and (24) the second inequality below follows,

$$|q' - q_2| \leq \frac{1}{\cos \theta} |q' - q_1| \leq \frac{1}{\cos \theta} \frac{|q' - q|^2}{2R}. \quad (25)$$

Since $\angle q' - q, \text{Tan}(p, \mathcal{M}) < \theta$ by (13), and $y' - y$ is the projection of $q' - q$ on $p + \text{Tan}(p, \mathcal{M})$, we have

$$|q' - q| \leq \frac{1}{\cos \theta} |y' - y|.$$

and (25) gives

$$|q' - q_2| \leq \frac{|y' - y|^2}{2R \cos^3 \theta}.$$

Because $q' = \Phi(y') = p + y' + \phi(y')$, $|q' - q_2|$ is the difference between $\phi(y')$ and the value, at y' , of the first order Taylor expansion of ϕ near y , so the last inequality gives

$$\begin{aligned} \left| \phi(y') - \left(\phi(y) + D\phi(y)(y' - y) \right) \right| &\leq \frac{|y' - y|^2}{2R \cos^3 \theta} \\ &< \frac{|y' - y|^2}{2(R - \epsilon/2)}. \end{aligned} \quad (\text{by (23)})$$

Denoting by $f : U_p \rightarrow \mathbb{R}$ the map defined by $f(y) \stackrel{\text{def.}}{=} \langle v, \phi(y) \rangle$ this together with $|v| = 1$ gives

$$\left| f(y') - \left(f(y) + Df(y)(y' - y) \right) \right| < \frac{|y' - y|^2}{2(R - \epsilon/2)},$$

so that

$$\frac{|y' - y|^2}{2(R - \epsilon/2)} + f(y') > f(y) + Df(y)(y' - y). \quad (26)$$

Since both $y' \mapsto |y' - y|^2$ and its derivative vanish at y , the right-hand side in (26) is the first order Taylor expansion at y of the left-hand side $y' \mapsto \frac{|y' - y|^2}{2(R - \epsilon/2)} + f(y')$. We have shown that the map $y' \mapsto \frac{|y' - y|^2}{2(R - \epsilon/2)} + f(y')$ is greater or equal to its first order Taylor expansion at y .

Because $y' \mapsto (y' - y)^2 - y'^2$ is a linear function, this property extends to the map $g : U_p \cap B(0, \alpha)^\circ \rightarrow \mathbb{R}$ defined by

$$g(y') \stackrel{\text{def.}}{=} \frac{y'^2}{2(R - \epsilon/2)} + f(y') = \frac{y'^2}{2(R - \epsilon/2)} + \langle v, \phi(y) \rangle = \frac{y'^2}{2(\text{rch}_{loc.}(p, \mathcal{S}) - \epsilon)} + \langle v, \phi(y) \rangle,$$

where the last equality follows from (22). This holds for any $y \in U_p$ such that $\Phi(y) \in \cap B(p, \alpha)$, so that for some $\alpha' > 0$ small enough, it holds for any $y \in U_p \cap B(0, \alpha')$. There, the function g is C^1 and greater or equal to its first order expansion at any point, and is therefore convex. We have proven the first statement of the lemma.

We now concentrate on the second statement.

As we have seen in Remark 3, $\rho \mapsto \text{rch}(\mathcal{M} \cap B(p, \rho))$ is non-increasing and hence

$$\begin{aligned} \text{rch}(\mathcal{M} \cap B(p, \eta)) &< \text{rch}_{loc.}(p, \mathcal{S}) && \text{(because non-increasing)} \\ &< r. && \text{(by assumption)} \end{aligned}$$

Reusing the same construction (see Figure 3) as for the proof of the first statement of the lemma, we see that by (8), there exists $q, q' \in \mathcal{M} \cap B(p, \eta)$ with $q' \neq q$ such that:

$$r > \frac{|q - q'|^2}{2d_{\mathbb{E}}(q', q + \text{Tan}(q, \mathcal{M} \cap B(p, \eta)))},$$

that is

$$d_{\mathbb{E}}(q', q + \text{Tan}(q, \mathcal{M} \cap B(p, \eta))) > \frac{|q - q'|^2}{2r}. \quad (27)$$

By Lemma 31, one has

$$d_{\mathbb{E}}(q', q + \text{Tan}(q, \mathcal{M})) > \frac{|q - q'|^2}{2r}. \quad (28)$$

Looking at Figure 3, we see that (28) translates into

$$|q' - q_1| > \frac{|q - q'|^2}{2r},$$

which is equivalent to

$$\frac{|q - q'|^2}{2r|q' - q_1|} < 1.$$

Because the left hand side is strictly less than 1, there exists a $\theta' > 0$ such that $\cos \theta' > \frac{|q - q'|^2}{2r|q' - q_1|}$. This means that in the context of Lemma 30, one can choose η (where we take $\alpha = \eta$ in Lemma 30) small enough to get $\cos \theta > \frac{|q - q'|^2}{2r|q' - q_1|}$. Because the angle between

$\text{Tan}(p, \mathcal{M})$ and $\text{Tan}(q, \mathcal{M})$ is upper bounded by θ examining the triangle $q'q_1q_2$ in Figure 3 yields that $|q' - q_2| \geq |q' - q_1| \cos \theta$, which combined with the previous result yields

$$|q' - q_2| > \frac{|q - q'|^2}{2r}.$$

Writing

$$v = \frac{q' - q_2}{|q' - q_2|} \in \text{Nor}(p, \mathcal{M}),$$

so that $|q' - q_2| = \langle v, q' - q_2 \rangle$ and using $|q - q'| > |y' - y|$, this can be reformulated into

$$\langle v, q' - q_2 \rangle \geq \frac{|y' - y|^2}{2r}. \quad (29)$$

Because

$$q' - q_2 = \left(0, \phi(y') - (\phi(y) + D\phi(y)(y' - y)) \right)_{\text{Tan}_p \mathcal{M} \times \text{Nor}_p \mathcal{M}},$$

and $f(y) \stackrel{\text{def.}}{=} \langle v, \phi(y) \rangle$, we may rewrite (29) as

$$\frac{|y' - y|^2}{2r} + f(y') < f(y) + Df(y)(y' - y). \quad (30)$$

The function $x \mapsto g(x) = \frac{|x-y|^2}{2r} + f(x)$ is not convex since (30) says that $g(y')$ is below the first order Taylor expansion of g at y . \blacktriangleleft

Proof of Lemma 33. We get from Lemmas 29 and 32, and reusing the same ϵ and α selection as in Lemma 32, we get that for any $v \in \text{Nor}(p, \mathcal{M})$ such that $|v| = 1$, the map $y \mapsto \langle v, \phi(y) \rangle$ is $\frac{1}{(\text{rch}_{loc.}(p, \mathcal{S}) - \epsilon)}$ -Lipschitz in $U_p \cap B(0, \alpha)^\circ$.

It follows that if $y_1, y_2 \in U_p \cap B(0, \alpha)^\circ$, then, for any $w \in \text{Tan}(p, \mathcal{M})$ and any $v \in \text{Nor}(p, \mathcal{M})$ such that $|w| = |v| = 1$:

$$\langle v, D\phi(y_2)w \rangle - \langle v, D\phi(y_1)w \rangle \leq \frac{1}{(\text{rch}_{loc.}(p, \mathcal{S}) - \epsilon)} |y_2 - y_1|$$

and this precisely means that, for the operator norm:

$$\|D\phi(y_2) - D\phi(y_1)\| \leq \frac{1}{(\text{rch}_{loc.}(p, \mathcal{S}) - \epsilon)} |y_2 - y_1|. \quad \blacktriangleleft$$

Proof of Lemma 34. The angle between L_1 and L_2 is attained in a pair of vectors, that is there exists $v_1 \in L_1$ and $v_2 \in L_2$ such that

$$\angle L_1, L_2 = \angle v_1, v_2 = \min_{v'_2 \in L_2} \angle v_1, v'_2 = \max_{v'_1 \in L_1} \min_{v'_2 \in L_2} \angle v'_1, v'_2 = \max_{v'_2 \in L_2} \min_{v'_1 \in L_1} \angle v'_1, v'_2,$$

where the last equality follows from Lemma 27. This explains the asymmetrical expression.

For some $v_0 \in \mathbb{R}^n$, with $|v_0| = 1$, and $\lambda > 0$, we have $v_1 = \lambda(v_0, F_1(v_0))$ and therefore

$$\angle L_1, L_2 = \angle(v_0, F_1(v_0)), v_2 \leq \angle(v_0, F_1(v_0)), (v_0, F_2(v_0)), \quad (31)$$

because, by definition of F_2 , we have $(v_0, F_2(v_0)) \in L_2$.

Since $|(v_0, F_1(v_0))|, |(v_0, F_2(v_0))| \geq 1$, one has:

$$\begin{aligned} 2 \sin \frac{\angle(v_0, F_1(v_0)), (v_0, F_2(v_0))}{2} &\leq |(v_0, F_2(v_0)) - (v_0, F_1(v_0))| \\ &= |F_2(v_0) - F_1(v_0)| \leq \|F_2 - F_1\|. \end{aligned}$$

This with (31) gives the inequality of the lemma. \blacktriangleleft

Proof of Lemma 35. If \mathcal{M} has local reach $\text{rch}_{loc}(\mathcal{M}) = \infty$, (9) implies that all geodesics are straight lines, that is every connected component of \mathcal{M} is convex. Therefore, because \mathcal{M} does not contain a boundary by assumption, every connected component of \mathcal{M} is affine and the statement holds. This means that we can concentrate on the case where $\text{rch}_{loc}(\mathcal{M}) < \infty$.

Lemma 33 already says that \mathcal{M} is $C^{1,1}$ embedded by considering the atlas defined by projections on local tangent spaces. Now, (if p_1 and p_2 lies in the same connected component of \mathcal{M}) considers (thanks to Lemma 15) a geodesic γ of length $L = d_{\mathcal{M}}(p_1, p_2)$ joining p_1 and p_2 . Take $\epsilon > 0$ and $\theta > 0$. By application of Lemma 33 there is at each point $q \in \gamma([0, L])$ an open neighborhood V_q of q in \mathcal{M} , such that V_q is the graph of a map ϕ_q from $\text{Tan}(q, \mathcal{M})$ to $\text{Nor}(q, \mathcal{M})$ whose derivative is bounded by $\tan \theta$ and, if $R \leq \text{rch}_{loc}(\mathcal{M})$, is $\frac{1}{(R-\epsilon)}$ -Lipschitz (in the sense of Lemma 33). Consider for each $t \in [0, L]$ an open interval (t^-, t^+) such that $\gamma((t^-, t^+) \cap [0, L]) \subset V_{\gamma(t)}$. By compactness, one can extract a finite open cover of $[0, L]$ by intervals in the form $(t_i^-, t_i^+)_{i=0, N}$, with $t_i \in (t_i^-, t_i^+)$, $t_0 = 0$ and $t_N = L$. One can therefore find a finite sequence $0 = t'_0 < \dots < t'_{N'} = L$ such that for any j such that $0 \leq j < N'$, there is some i such that $[t'_j, t'_{j+1}] \subset (t_i^-, t_i^+)$. Since $\gamma(t'_0) = \gamma(0) = p_1$ and $\gamma(t'_{N'}) = \gamma(L) = p_2$, one has:

$$\angle \text{Tan}(p_1, \mathcal{M}), \text{Tan}(p_2, \mathcal{M}) \leq \sum_{j=0}^{N'-1} \angle \text{Tan}(\gamma(t'_j), \mathcal{M}), \text{Tan}(\gamma(t'_{j+1}), \mathcal{M}) \quad (32)$$

The segment of geodesic $\gamma([t'_j, t'_{j+1}])$ belongs to the graph of the map from $\text{Tan}(\gamma(t_i), \mathcal{M})$ which derivative is $\frac{1}{(R-\epsilon)}$ -Lipschitz for the operator norm, we get from Lemma 34 that:

$$2 \sin \frac{\angle \text{Tan}(\gamma(t'_j), \mathcal{M}), \text{Tan}(\gamma(t'_{j+1}), \mathcal{M})}{2} \leq \frac{1}{(R-\epsilon)} |\pi_{\text{Tan}(\gamma(t_i), \mathcal{M})}(\gamma(t'_{j+1})) - \pi_{\text{Tan}(\gamma(t_i), \mathcal{M})}(\gamma(t'_j))|$$

and, since:

$$|\pi_{\text{Tan}(\gamma(t_i), \mathcal{M})}(\gamma(t'_{j+1})) - \pi_{\text{Tan}(\gamma(t_i), \mathcal{M})}(\gamma(t'_j))| \leq |\gamma(t'_{j+1}) - \gamma(t'_j)|$$

we get:

$$2 \sin \frac{\angle \text{Tan}(\gamma(t'_j), \mathcal{M}), \text{Tan}(\gamma(t'_{j+1}), \mathcal{M})}{2} \leq \frac{1}{(R-\epsilon)} |\gamma(t'_{j+1}) - \gamma(t'_j)|$$

Since $\angle \text{Tan}(\gamma(t'_j), \mathcal{M}), \text{Tan}(\gamma(t'_{j+1}), \mathcal{M}) < 2\theta$ and $\theta \mapsto \frac{\sin \theta}{\theta}$ is decreasing for positive small θ , one has:

$$2 \sin \frac{\angle \text{Tan}(\gamma(t'_j), \mathcal{M}), \text{Tan}(\gamma(t'_{j+1}), \mathcal{M})}{2} > \frac{\sin \theta}{\theta} \angle \text{Tan}(\gamma(t'_j), \mathcal{M}), \text{Tan}(\gamma(t'_{j+1}), \mathcal{M})$$

so that (32) gives:

$$\angle \text{Tan}(p_1, \mathcal{M}), \text{Tan}(p_2, \mathcal{M}) \leq \sum_{j=0}^{N'-1} \frac{\theta}{(R-\epsilon) \sin \theta} |\gamma(t'_{j+1}) - \gamma(t'_j)| \leq \frac{\theta}{(R-\epsilon) \sin \theta} d_{\mathcal{M}}(p_1, p_2)$$

Since the last inequality holds for any $\theta > 0$ and $\epsilon > 0$, the lemma is proved. \blacktriangleleft

Proof of Theorem 4. One direction is given by Lemma 35. For the other direction, we distinguish two cases, $\text{rch}_{loc.}(\mathcal{M}) = \infty$ and $\text{rch}_{loc.}(\mathcal{M}) < \infty$. If

$$\sup_{\substack{p, q \in \mathcal{M} \\ p \neq q}} \frac{\angle \text{Tan}(p, \mathcal{M}), \text{Tan}(q, \mathcal{M})}{d_{\mathcal{M}}(p, q)} = 0,$$

then \mathcal{M} is an affine space, because it is a closed manifold without boundary. This means that each connected component of \mathcal{M} has infinite reach and by extension the local reach is also infinite. This means that we can concentrate on the case where $\text{rch}_{loc.}(\mathcal{M}) < \infty$. It now suffices to prove that, if $R > \text{rch}_{loc.}(\mathcal{M})$, then there exists distinct $q_1, q_2 \in \mathcal{M}$ (i.e. $q_1 \neq q_2$) such that

$$\frac{\angle \text{Tan}(q_1, \mathcal{M}), \text{Tan}(q_2, \mathcal{M})}{d_{\mathcal{M}}(q_1, q_2)} > \frac{1}{R}. \quad (33)$$

Let $\theta > 0$ be such that

$$\cos^3 \theta > \frac{\text{rch}_{loc.}(\mathcal{M})}{R}.$$

From the definition of $\text{rch}_{loc.}(\mathcal{M})$ it follows that there exists $p \in \mathcal{M}$ such that

$$\text{rch}_{loc.}(\mathcal{M}) \leq \text{rch}_{loc.}(p, \mathcal{M}) < r := R \cos^3 \theta. \quad (34)$$

Lemma 30 implies that there exists $\alpha > 0$ such that (13) holds in the neighbourhood of p . By taking $\eta = \alpha$ in the second statement of Lemma 32 we have that the restriction of

$$x \mapsto f(x) := 1/2 x^2 - r \langle v, \phi(x) \rangle$$

to $B(0, \eta)$ is not convex. We stress that as in Lemma 28 (and by extension Lemma 32) p has coordinate 0. This implies that there exists $y, y' \in B(0, \eta)$ such that the segment $[(y, f(y)), (y', f(y'))]$ is not always above the graph of f . Let $t_1, t_2 \in (0, 1)$, with $t_1 < t_2$ be such that the open interval (t_1, t_2) is a connected component of the non empty open set $\{t \in [0, 1] \mid f((1-t)y + ty') > (1-t)f(y) + tf(y')\}$. This means that if we define $y_i = (1-t_i)y + t_i y'$ we have that

$$\begin{aligned} \frac{d}{dt} \Big|_{t=0} f((1-t)y_1 + ty_2) &\geq \frac{f(y_2) - f(y_1)}{t_2 - t_1} \\ \frac{d}{dt} \Big|_{t=1} f((1-t)y_1 + ty_2) &\leq \frac{f(y_2) - f(y_1)}{t_2 - t_1}. \end{aligned}$$

Combining these equations yields

$$\frac{d}{dt} \Big|_{t=1} f((1-t)y_1 + ty_2) - \frac{d}{dt} \Big|_{t=0} f((1-t)y_1 + ty_2) \leq 0.$$

Using the definition of f given above, this translates into

$$(y_2 - y_1)^2 - r \left(\langle v, (D\phi(y_2) - D\phi(y_1))(y_2 - y_1) \rangle \right) \leq 0. \quad (35)$$

We define $q_i = \Phi(y_i) = (y_i; \phi(y_i))$, for $i = 1, 2$ and the vectors $v_i := D\Phi(y_i)(y_2 - y_1) \in \text{Tan}_{q_i} \mathcal{M}$. Note that $\angle \text{Tan}_p \mathcal{M}, \text{Tan}_{q_1} \mathcal{M} < \theta$. Further writing v'_2 for the projection of v_2 on $\text{Tan}_{q_1} \mathcal{M}$, we consider the triangle v_2, v'_2, v_1 .

Since $v'_2 - v_2$ is orthogonal to $\text{Tan}_{q_1} \mathcal{M}$, and $v'_2 - v_1 \subset \text{Tan}_{q_1} \mathcal{M}$, the triangle v_2, v'_2, v_1 is orthogonal at v'_2 and $\angle v'_2 - v_2, v_1 - v_2 < \theta$. One has then

$$|v_2| \sin \angle v_2, \text{Tan}_{q_1} \mathcal{M} = |v_2 - v'_2| \geq \cos \theta |v_2 - v_1|.$$

Moreover, because

$$\angle \text{Tan}_{q_2} \mathcal{M}, \text{Tan}_{q_1} \mathcal{M} \geq \angle v_2, \text{Tan}_{q_1} \mathcal{M} \geq \sin \angle v_2, \text{Tan}_{q_1} \mathcal{M},$$

and $|v_2| < \frac{1}{\cos \theta} |y_2 - y_1|$, one has

$$\angle \text{Tan}_{q_2} \mathcal{M}, \text{Tan}_{q_1} \mathcal{M} > \cos^2 \theta \frac{|v_2 - v_1|}{|y_2 - y_1|}.$$

By (35) one has

$$|v_2 - v_1| \geq \langle v, v_2 - v_1 \rangle \geq \frac{1}{r} (y_2 - y_1)^2.$$

Combining the last two equations yields

$$\angle \text{Tan}_{q_2} \mathcal{M}, \text{Tan}_{q_1} \mathcal{M} > \frac{\cos^2 \theta}{r} |y_2 - y_1| \geq \frac{\cos^3 \theta}{r} d_{\mathcal{M}}(q_1, q_2),$$

where the last inequality follows from the fact that $d_{\mathcal{M}}(q_1, q_2)$ is upper bounded by the length of $\Phi([y_1, y_2])$. This with (34) gives us (33). ◀

Proof of Lemma 36. Applying Theorem 16 to the set $\mathcal{M} \cap B(p, \rho)$, for arbitrary small ρ , shows that the local reach of \mathcal{M} is the infimum on all the local reach on all geodesics on \mathcal{M} . Then one can apply Lemma 35 to $\gamma([0, \ell])$ which gives (15). ◀

Proof of Theorem 1. Thanks to Theorem 16 we have that for $q \in \mathcal{M} \cap B^\circ(p, \sqrt{2} \text{rch}(\mathcal{M}))$

$$d_{\mathcal{M}}(q, p) \leq 2 \text{rch}(\mathcal{M}) \arcsin \frac{|q - p|}{2 \text{rch}(\mathcal{M})} < 2 \text{rch}(\mathcal{M}) \arcsin \frac{\sqrt{2} \text{rch}(\mathcal{M})}{2 \text{rch}(\mathcal{M})} = \frac{\pi}{2} \text{rch}(\mathcal{M}).$$

Now using Theorem 4 or Lemma 35, this implies that

$$\angle \text{Tan}(p, \mathcal{M}), \text{Tan}(q, \mathcal{M}) \leq \frac{1}{\text{rch}(\mathcal{M})} d_{\mathcal{M}}(p, q) < \frac{\pi}{2}.$$

The submersion theorem now yields that the orthogonal projection $\pi_{T_p \mathcal{M}}$ from $\mathcal{M} \cap B^\circ(p, \sqrt{2} \text{rch}(\mathcal{M}))$ onto $\text{Tan}(p, \mathcal{M}) = T_p \mathcal{M}$ is a local diffeomorphism.

We recall that the covering number of a point in the image of a map is the number of points in the preimage above that point. Because the orthogonal projection $\pi_{T_p \mathcal{M}}$ is a local diffeomorphism, the covering number is constant on $B^\circ(0, \text{rch}(\mathcal{M})) \subset T_p \mathcal{M}$ except when one crosses the boundary $\partial(\overline{\mathcal{M} \cap B^\circ(p, \sqrt{2} \text{rch}(\mathcal{M}))})$. However, we claim that

$$\overline{\partial(\mathcal{M} \cap B^\circ(p, \sqrt{2} \text{rch}(\mathcal{M})))} \cap \pi_{T_p \mathcal{M}}^{-1}(B^\circ(0, \text{rch}(\mathcal{M}))) = \emptyset.$$

This claim can be established as follows: To derive a contradiction we assume that $q \in \partial(\overline{\mathcal{M} \cap B^\circ(p, \sqrt{2} \text{rch}(\mathcal{M}))})$, and write $q = x + n$, with $x \in B^\circ(0, \text{rch}(\mathcal{M})) \subset T_p \mathcal{M}$ and $n \in N_p \mathcal{M}$. Then by Pythagoras we have that $n > \text{rch}(\mathcal{M})$. This contradicts the characterization of the reach given in Lemma 10.

We therefore conclude that the covering number is constant on $B^\circ(0, \text{rch}(\mathcal{M})) \subset T_p \mathcal{M}$. However, thanks to Lemma 28 the covering number is one at 0 and in fact in a neighbourhood of zero. Hence the covering number is 1 on $B^\circ(0, \text{rch}(\mathcal{M})) \subset T_p \mathcal{M}$. Because \mathcal{M} and the graph is locally $C^{1,1}$ it is globally $C^{1,1}$ and the result follows. ◀

Proof of Lemma 37. In the proof of Lemma 32 we pick $\theta \in [0, \pi/2]$ such that

$$\cos^3 \theta > \frac{R - \epsilon}{R}. \quad (23)$$

Given θ we then choose an $\alpha > 0$ so that

$$|y| \leq \alpha \Rightarrow \angle \text{Tan}(p, \mathcal{M}), \text{Tan}(q, \mathcal{M}) < \theta. \quad (13)$$

Because $\frac{d^3}{d\theta^3} \cos^3(\theta) = \sin(\theta)(21 \cos^2(\theta) - 6 \sin^2(\theta)) \geq 0$ if $\theta \in [0, \pi/4]$, Taylor's Theorem with integral remainder yields that remainder the $R(\theta)$ in

$$\cos^3(\theta) = 1 - \frac{3}{2}\theta^2 + R(\theta)$$

is positive, if $\theta \in [0, \pi/4]$. As $\cos^3(\theta)$ is monotone on $[0, \pi/2]$ and

$$\cos\left(\frac{\pi}{4}\right) = \frac{1}{2\sqrt{2}} < 1/2 \leq \frac{R - \epsilon}{R},$$

and hence $\theta \in [0, \pi/4]$, Therefore it follows that

$$\cos^3(\theta) \leq 1 - \frac{3}{2}\theta^2 \leq 1 - \theta^2,$$

which in combination with (23) gives that $\theta^2 \leq \frac{\epsilon}{R}$. We need to bound α such that $\angle \text{Tan}(p, \mathcal{M}), \text{Tan}(q, \mathcal{M}) < \theta$, but thanks to Lemma 35 we know that

$$\angle \text{Tan}(p, \mathcal{M}), \text{Tan}(q, \mathcal{M}) \leq \frac{1}{R}d_{\mathcal{M}}(p, q),$$

so that we need to impose

$$\frac{1}{R}d_{\mathcal{M}}(p, q) \leq \sqrt{\frac{\epsilon}{R}}.$$

Because $q = p + y + \phi(y)$, we have that $|y| \leq d_{\mathcal{M}}(p, q)$, which results in

$$|y| \leq \sqrt{R\epsilon}.$$

◀

Proof of Lemma 38 . By definition of $\text{rch}_{loc.}(p, \mathcal{S})$, we have that for any $\epsilon > 0$ there is $\rho > 0$ such that:

$$\text{rch}(p, \mathcal{S} \cap B(p, \rho)) > \text{rch}_{loc.}(p, \mathcal{S}) - \epsilon. \quad (36)$$

One gets

$$\begin{aligned} \text{rch}_{loc.}(p, \mathcal{S}) &\geq \inf_{q \in \mathcal{S} \cap B^\circ(p, \rho)} \text{rch}_{loc.}(q, \mathcal{S}) \\ &= \inf_{q \in \mathcal{S} \cap B^\circ(p, \rho)} \text{rch}_{loc.}(q, \mathcal{S} \cap B(p, \rho)) \\ &\geq \text{rch}_{loc.}(\mathcal{S} \cap B(p, \rho)) && \text{(by (3) applied to the set } \mathcal{S} \cap B(p, \rho)) \\ &\geq \text{rch}(\mathcal{S} \cap B(p, \rho)) && \text{(by (4))} \\ &> \text{rch}_{loc.}(p, \mathcal{S}) - \epsilon. && \text{(by (36))} \end{aligned}$$

Because this inequality holds for any positive ϵ , the equality follows.

◀

Proof of Lemma 41. The length of γ in the direction $\dot{\gamma}(\frac{\ell}{2})$ is

$$\begin{aligned} \left\langle q - p, \dot{\gamma}\left(\frac{\ell}{2}\right) \right\rangle &= \int_0^\ell \langle \dot{\gamma}(s), \dot{\gamma}(\ell/2) \rangle ds \\ &= \int_0^{\ell/2} \langle \dot{\gamma}(s), \dot{\gamma}(\ell/2) \rangle ds + \int_{\ell/2}^\ell \langle \dot{\gamma}(s), \dot{\gamma}(\ell/2) \rangle ds \\ &\geq \int_0^{\ell/2} \cos \frac{|s - \ell/2|}{R} ds + \int_{\ell/2}^\ell \cos \frac{|s - \ell/2|}{R} ds \\ &= 2R \sin\left(\frac{\ell}{2R}\right). \end{aligned}$$

where, in the above inequality, we use the assumption $\ell \leq 2\pi R$ and the fact that $\theta \mapsto \cos \theta$ is decreasing on $[0, \pi]$.

Because $|q - p| \geq \langle q - p, \dot{\gamma}(\frac{\ell}{2}) \rangle$, we see that

$$|q - p| \geq 2R \sin\left(\frac{\ell}{2R}\right).$$

◀

Proof of Lemma 43. Consider the closed set $\mathcal{S}' := \mathcal{S} \setminus B^\circ(\tilde{x}, \epsilon)$. The minimum distance $d(x, \mathcal{S}')$ to x is attained at least at some point z in \mathcal{S}' so that

$$d(x, \mathcal{S}') = d(x, z) > d(x, \tilde{x}) = d(x, \mathcal{S}).$$

Taking

$$\alpha := \frac{d(x, \mathcal{S}') - d(x, \mathcal{S})}{2},$$

we get, for any y such that $|y - x| < \alpha$ and $z \in \mathcal{S}'$ that:

$$\begin{aligned} d(y, z) &\geq d(y, \mathcal{S}') \geq d(x, \mathcal{S}') - d(y, x) \\ &= d(x, \mathcal{S}) + 2\alpha - d(y, x) = d(x, \tilde{x}) + 2\alpha - d(y, x) \\ &> d(x, \tilde{x}) + d(y, x) \geq d(y, \tilde{x}) \geq d(y, \mathcal{S}). \end{aligned}$$

We have shown that if $z \in \mathcal{S}'$, then $d(y, z) > d(y, \mathcal{S})$. It follows that any closest point to y in \mathcal{S} is in $\mathcal{S} \setminus \mathcal{S}' = \mathcal{S} \cap B^\circ(\tilde{x}, \epsilon)$ which is (17). ◀

B The metric on Grassmannians

More precisely it is shown in [3, Section 34] that

$$d_G(A, B) = \max\left\{ \sup_{u \in S_A} d(u, B), \sup_{u \in S_B} d(u, A) \right\} = \|P_A - P_B\|,$$

where S_A is the unit sphere restricted to A , $d(u, A)$ denotes the distance from u to A (as above), and P_A denotes the linear (orthogonal) projection operator on A . We write d_G to emphasize its use in the context of Grassmannians, but it is defined for arbitrary Hilbert spaces. With these definitions we have $d_G(A, B) = \sin(\angle A, B)$. Because d_G is now written in terms of an operator norm the d_G is a metric. The fact that the maximal angle is a metric can also be seen as follows. By taking the intersection of an n -dimensional linear subspace

with the unit sphere in \mathbb{R}^d , one finds an $n - 1$ -dimensional sphere. The Hausdorff distance between two such sphere is precisely the angle between the two linear subspaces. Because we already know that the Hausdorff distance is a metric, the result follows.

The fact that it is a metric can also be proven directly. The fact that the angle is zero if the spaces coincide follows immediately from the definition, and the same holds for positively, while symmetry was proven in Lemma 27. The only thing that remains to verify is the triangle inequality. By definition $\angle A, B$ and $\angle B, C$ are the smallest number such that

$$\begin{array}{lll} \forall a \in A & \exists b \in B & \text{such that} & \angle a, b \leq \angle A, B \\ \forall b \in B & \exists c \in C & \text{such that} & \angle b, c \leq \angle B, C \end{array}$$

so that by combining these

$$\forall a \in A \quad \exists b \in B, c \in C \quad \text{such that} \quad \angle a, b + \angle b, c \leq \angle A, B + \angle B, C.$$

by the triangle inequality between vectors $\angle a, c \leq \angle a, b + \angle b, c$ so that

$$\forall a \in A \quad \exists c \in C \quad \text{such that} \quad \angle a, c \leq \angle A, B + \angle B, C.$$

This gives $\angle A, C \leq \angle A, B + \angle B, C$, that is the triangle inequality, by definition.

