

Numerical study of the dimensionally reduced 3D Ising model

Tolga Kiel^{a,*} and Stephan Dürr^{a,b}

^a*Physics Department, University of Wuppertal, 42119 Wuppertal, Germany*

^b*IAS/JSC, Forschungszentrum Jülich, 52425 Jülich, Germany*

E-mail: [tolga.kiel \(AT\) uni-wuppertal.de](mailto:tolga.kiel@uni-wuppertal.de), [duerr \(AT\) uni-wuppertal.de](mailto:duerr@uni-wuppertal.de)

We study the 3D Ising model in the infinite volume limit $N_{x,y,z} \rightarrow \infty$ by means of numerical simulations. We determine T_c as well as the critical exponents β , γ and ν , based on finite-size scaling and histogram reweighting techniques. In addition, we study a “dimensionally reduced” scenario where N_z is kept fixed (e.g. at 2, 4, 8), while the limit $N_{x,y} \rightarrow \infty$ is taken. For each fixed N_z we determine T_c as well as β , γ , ν . For T_c we find a smooth transition curve which connects the well known critical temperatures of the 2D and the 3D Ising model. Regarding β , γ , ν our data suggest that the “dimensionally reduced” Ising model is in the same universality class as the 2D Ising model, regardless of N_z .

*41st International Symposium on Lattice Field Theory
July 28, 2024 to August 3, 2024
University of Liverpool, United Kingdom*

*Speaker

1. Introduction

The Ising model is analytically solvable in 2D [1], and it has been investigated on various occasions in 3D. We would like to know whether the two models connect smoothly to each other if one studies a dimensionally reduced version of the latter, i.e. a model on a $N_x \times N_y \times N_z$ lattice where only the extensions $N_x = N_y$ are taken large (jointly dubbed L below), while N_z is kept fixed.

To this end we write a 3D Ising model code with periodic boundary conditions, so that we may study the 3D Ising model in the infinite volume limit, $N_{x,y,z} \rightarrow \infty$, as well as the dimensionally reduced Ising model with fixed $N_z = 1, 2, 4, 8$, in the limit $N_{x,y} \rightarrow \infty$, using Monte Carlo simulations. Our goal is to determine the critical temperature T_c and the critical exponents β , γ , and ν through finite-size scaling and histogram reweighting techniques. Simulations are performed for the ferromagnetic Ising model, governed by the Hamiltonian and partition function

$$\mathcal{H} = -J \sum_{\langle ij \rangle} \sigma_i \sigma_j, \quad \mathcal{Z} = \sum_{\text{configs}\{\sigma\}} e^{-\beta \mathcal{H}} \quad (1)$$

with $J > 0$. We define the dimensionless coupling $\tilde{J} := \beta J$ with $\beta = 1/(k_B T)$. The spin variables σ_i take values ± 1 and the sum is over nearest-neighbor pairs $\langle ij \rangle$, where i, j label sites in 2D or 3D.

2. Numerical methods

2.1 Monte Carlo sampling method

We simulate L^3 and $L \times L \times N_z$ Ising lattices using the Metropolis algorithm in combination with the Wolff cluster algorithm. This way we ensure that the code is reasonably efficient, regardless whether the dialed parameter \tilde{J} is close to \tilde{J}_c or far away from the latter. Random numbers are generated using George Marsaglia's KISS random number generator. For the 3D Ising model, we obtain data for box sizes L with $24 \leq L \leq 256$. In case of the dimensionally reduced Ising model with $N_z = 1, 2, 4, 8$, we use various ranges of L , for instance $32 \leq L \leq 2048$ for $N_z = 8$. We perform $\mathcal{O}(10^6-10^8)$ measurements with 10 updates between adjacent measurements, where an update is defined as a Metropolis sweep over the whole lattice, followed by a Wolff cluster update. $\mathcal{O}(10^5)$ measurements are discarded for thermalization before data acquisition begins.

2.2 Observables

We measure the following observables for a system with $N = N_x N_y N_z$ sites

$$m = \frac{1}{N} \sum_{i \in \Lambda} \sigma_i \quad \chi = JN(\langle |m|^2 \rangle - \langle |m| \rangle^2) \quad U_4 = 1 - \frac{\langle |m| \rangle^4}{3 \langle |m|^2 \rangle^2} \quad (2)$$

where $\langle \cdot \rangle$ denotes the ensemble average, m is called the magnetization, χ the magnetic susceptibility and U_4 the fourth-order Binder cumulant of the magnetization [2]. Both in χ and U_4 we use the finite-volume version ($|m|$ instead of m).

2.3 Finite-size scaling

We use the finite size scaling theory, first developed by Fisher [3–5], to determine the critical exponents. For large values of L , the following scaling relations are expected to hold

$$\langle |m| \rangle|_{\tilde{J}=\tilde{J}_c} \propto L^{-\beta/\nu} \quad \max_{\tilde{J}} \chi \propto L^{\gamma/\nu} \quad \left. \frac{\partial U_4}{\partial \tilde{J}} \right|_{\tilde{J}=\tilde{J}_c} \propto L^{1/\nu}. \quad (3)$$

To determine the critical coupling \tilde{J}_c we use Binder's fourth-order cumulant crossing technique. As the lattice size $L \rightarrow \infty$, the Binder cumulant $U_4 \rightarrow 0$ for $\tilde{J} < \tilde{J}_c$ and $U_4 \rightarrow 2/3$ for $\tilde{J} > \tilde{J}_c$. One can plot U_4 as a function of \tilde{J} for different lattice sizes. For large enough values of L , the locations of the intersections indicate \tilde{J}_c .

2.4 Histogram reweighting

The use of histograms allows to obtain additional information from Monte Carlo simulations by transforming samples from a known probability distribution into samples from a different distribution within the same state space [6, 7]. A Monte Carlo simulation is first run at the inverse temperature \tilde{J}' . The expectation value of an observable O at another coupling \tilde{J} in the vicinity of \tilde{J}' can be determined via

$$\langle O \rangle_{\tilde{J}} = \frac{\langle O e^{-(\tilde{J}-\tilde{J}')E} \rangle_{\tilde{J}'}}{\langle e^{-(\tilde{J}-\tilde{J}')E} \rangle_{\tilde{J}'}}. \quad (4)$$

As \tilde{J} can be varied continuously, the histogram method is able to precisely locate the peak in χ and the intersections of U_4 .

2.5 Estimation of peak parameters

Because of the exponential increase in statistical errors when reweighting to a coupling \tilde{J} significantly different from the simulated coupling \tilde{J}' , histogram reweighting is only feasible in close proximity to \tilde{J}' . By fitting data from multiple simulations performed around the estimated peak of the magnetic susceptibility χ or in the vicinity of the critical coupling \tilde{J}_c , we get preliminary estimates of the relevant couplings for further simulations.

Fig. 1 shows Gaussian fits to the peak regions of χ for $N_z = 4$, $L = 320$ in the left panel and $N_z = 8$, $L = 1792$ in the right panel. Fig. 2 presents quadratic fits to U_4 for a selection of $L \times L \times 8$ lattices. By averaging the intersection points of U_4 for various L , a preliminary estimate of \tilde{J}_c is obtained for fixed N_z (here $N_z = 8$).

The couplings determined from the peaks in χ (as identified by the fits) are used to perform additional simulations, which provide the final results for γ/ν . Similarly, the preliminary estimates of \tilde{J}_c serve as the couplings for the simulations used to obtain the results for \tilde{J}_c , β/ν and ν .

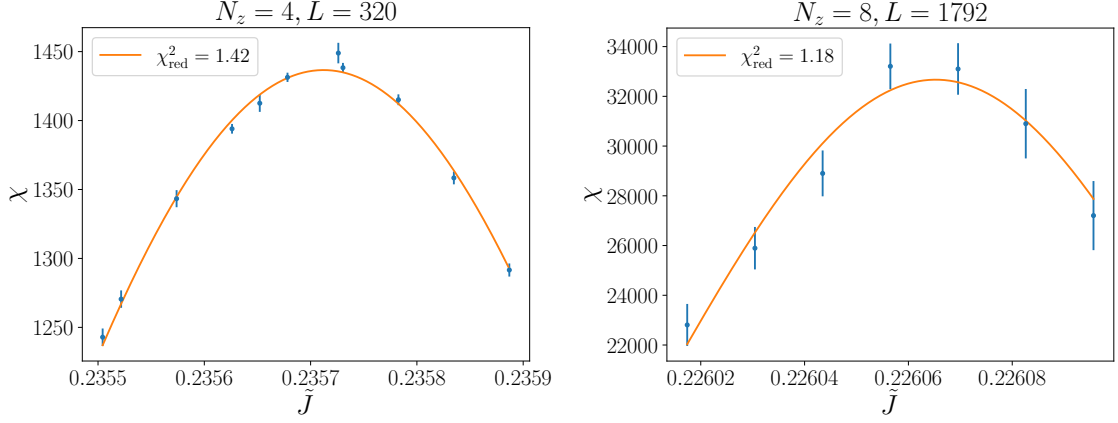


Figure 1: Gaussian fit to the peak region of the magnetic susceptibility for $N_z = 4, L = 320$ (left) and $N_z = 8, L = 1792$ (right). The locations of the peaks are used as preliminary estimates for further simulations.

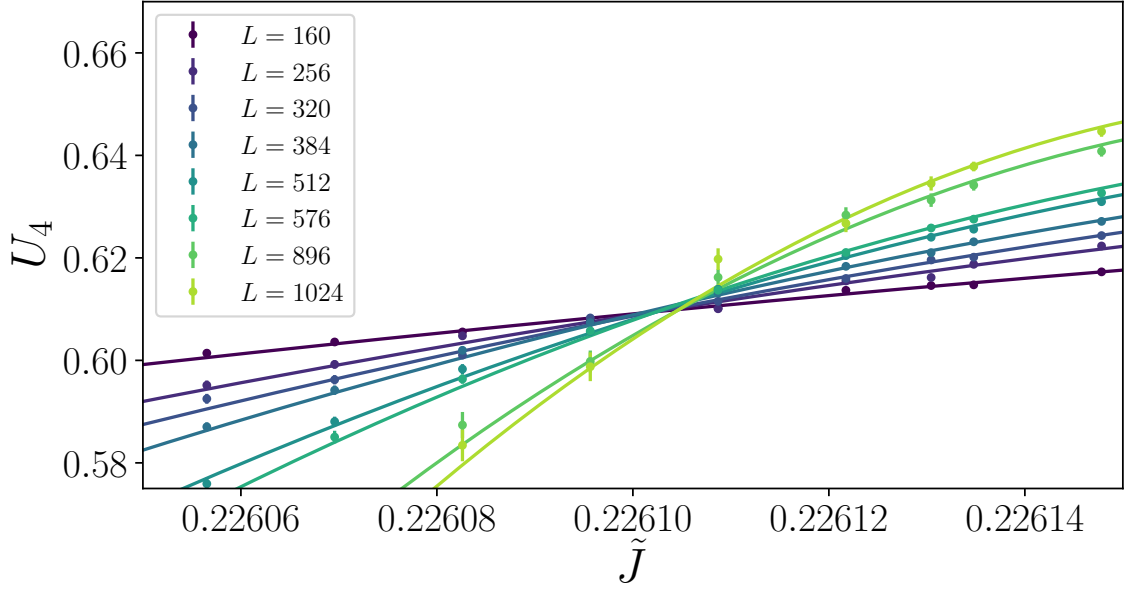


Figure 2: Binder cumulant U_4 of the magnetization versus \tilde{J} for $L \times L \times 8$ Ising lattices. The curves show quadratic fits to the data, used to determine a preliminary estimate of the critical coupling at $N_z = 8$.

2.6 Error analysis

We perform a delete- d -jackknife analysis to estimate the statistical errors of all quantities, where d is chosen such that the data is divided into 10000 jackknife-blocks. Because of ensemble sizes of $O(10^6-10^8)$ and integrated autocorrelation times $1 \leq \tau_{\text{int}} \leq 15$ (in original units), it is ensured that $d \gg 2\tau_{\text{int}} + 1$. In addition to statistical errors, one also has to deal with systematic errors which stem from the fact that scaling relations are only valid for asymptotically large L . Our strategy is to exclude the smallest systems from the analysis one by one, until the estimator of the desired quantity, which includes only data with $L_{\text{min}} \leq L$, does not change significantly any more.

3. Results

3.1 Critical coupling

Fig. 3 shows the locations of the Binder cumulant crossings for pairs of increasing lattice sizes $L_1 < L_2$ of two $L_i \times L_i \times N_z$ geometries ($i = 1$ or $i = 2$) at $N_z = 2$ and $N_z = 4$. One can clearly see the systematic deviation for small L_1 . The location of the intersection seems to reach a plateau at $L_1 = 128$ in the left panel and $L_1 = 512$ in the right panel. To obtain an estimator of the critical coupling \tilde{J}_c for a fixed N_z , we calculate the weighted average of all crossings where L_1 reaches the respective plateau. Fig. 4 shows \tilde{J}_c as a function of N_z^{-1} , together with a cubic spline interpolation to guide the eye. One can clearly see a smooth transition between the couplings of the 2D Ising model and the 3D Ising model. The latter has been investigated in Refs. [8–11].

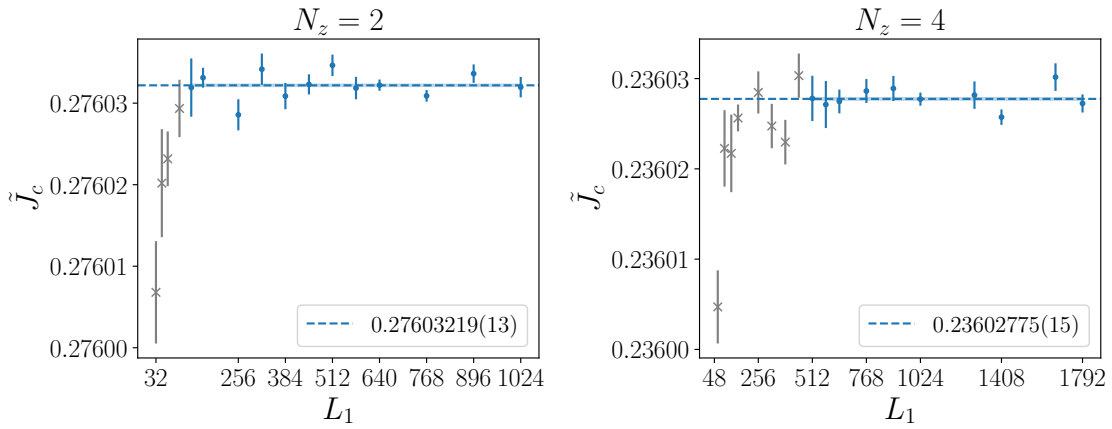


Figure 3: Locations of the Binder cumulant crossing of Fig. 2 for pairs of increasing lattice sizes $L_1 < L_2$ of two $L_i \times L_i \times N_z$ geometries ($i = 1$ or $i = 2$) at $N_z = 2$ (left) and $N_z = 4$ (right).

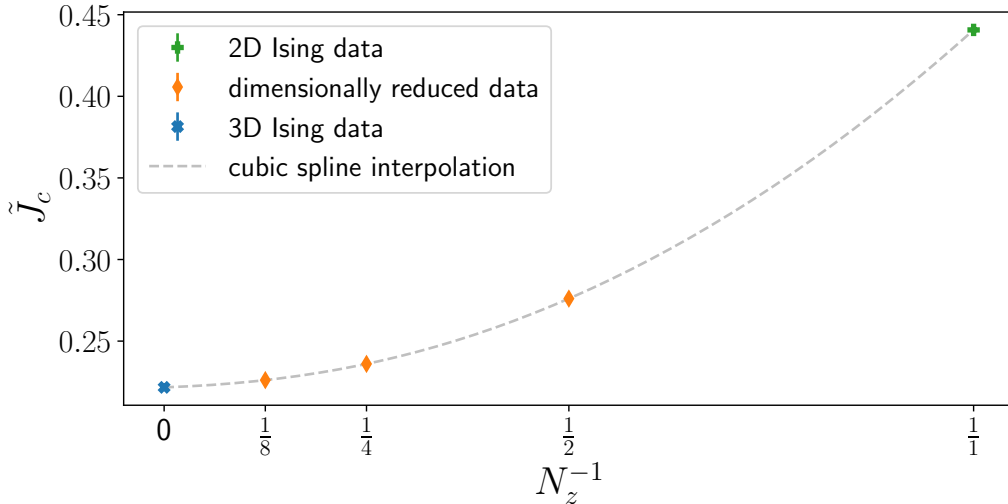


Figure 4: Critical couplings \tilde{J}_c as a function of N_z^{-1} . A cubic spline interpolation is shown to guide the eye. Error bars are smaller than the symbol size.

3.2 Critical exponents β , γ , ν and effective dimension d_{eff}

To get an estimator for the critical exponents β/ν , γ/ν and ν , we fit the finite size scaling relations (eq. 3) to our numerical data. Fig. 5 shows estimates for the exponents γ/ν and ν for $N_z = 4$ and $N_z = 8$, as a function of the minimal spatial lattice size included in the fit (L_{min}). The estimators seem to rapidly decrease until $L_{\text{min}} = 448$ and $L_{\text{min}} = 256$, respectively, where they reach a plateau (with our error bars). Repeating the analysis in the same fashion for all other exponents and values of N_z , and calculating the effective dimension

$$d_{\text{eff}} = \frac{2\beta + \gamma}{\nu}, \quad (5)$$

we collect our results in Tab. 1 and display them (as a function of $1/N_z$) in Fig. 6. We find no dependence of the critical exponents on N_z ; in fact our results for β/ν , γ/ν and ν at any given N_z are consistent with the analytically known scaling exponents of the 2D Ising model.

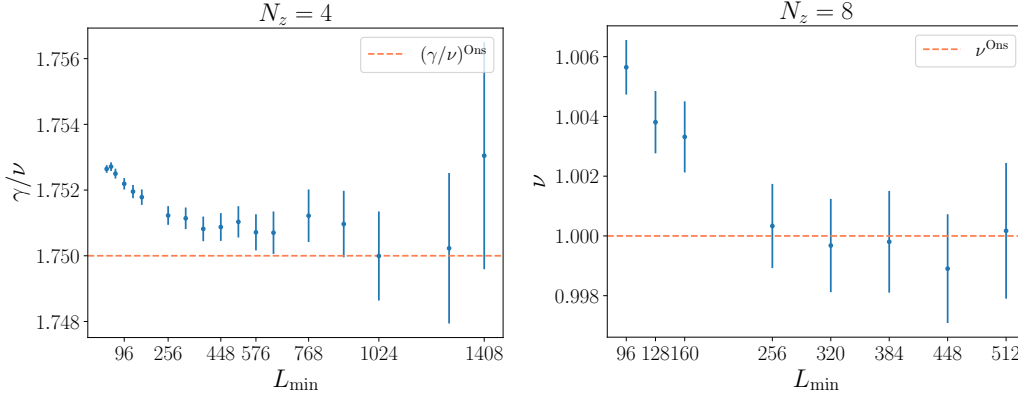


Figure 5: L_{min} dependence of the estimate of the critical exponent γ/ν for $N_z = 4$ (left) and of ν for $N_z = 8$ (right). The estimators seem to reach a plateau (with our error bars) at $L_{\text{min}} = 448$ and $L_{\text{min}} = 256$, respectively. The analytic values of the 2D Ising model are shown as dashed lines for comparison.

N_z	\tilde{J}_c	β/ν	γ/ν	ν	d_{eff}
1	0.440 686 94(44)	0.125 02(16)	1.750 50(54)	1.000 3(15)	2.000 53(63)
2	0.276 032 19(13)	0.125 023(45)	1.749 95(80)	1.000 39(59)	1.999 99(81)
4	0.236 027 75(14)	0.125 078(87)	1.750 88(42)	0.998 8(15)	2.001 03(46)
8	0.226 103 634(93)	0.125 23(16)	1.750 29(80)	0.999 7(12)	2.000 76(86)
3D	0.221 654 94(49)	0.519 3(13)	1.963 2(50)	0.628 75(82)	3.001 9(61)

Table 1: Critical exponents β/ν , γ/ν and the effective dimension d_{eff} for various choices of N_z . The analytic values for the 2D Ising model are $\tilde{J}_c = 0.440 686 79 \dots$, $\beta/\nu = 0.125$, $\gamma/\nu = 1.75$, $\nu = 1$ whereupon $d_{\text{eff}} = 2$.

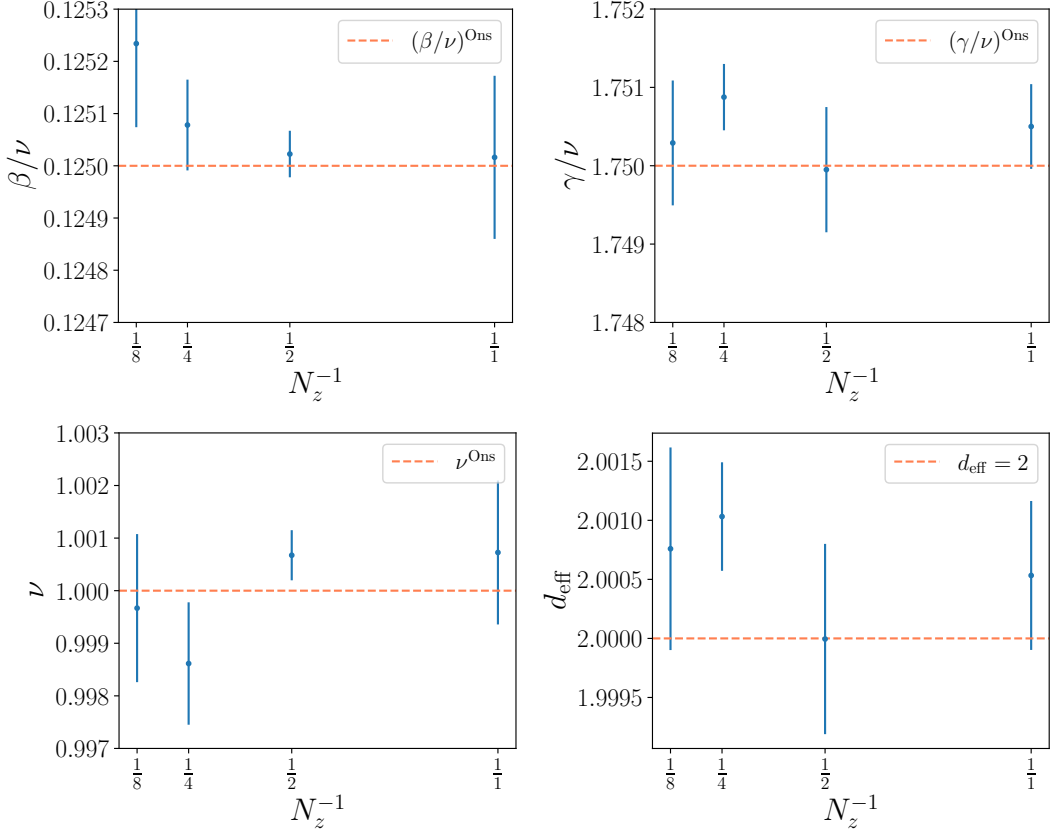


Figure 6: Critical exponents β/ν , γ/ν , ν and d_{eff} (top left to bottom right) as a function of N_z^{-1} . The analytical values of the 2D Ising model are shown as dashed lines.

4. Conclusions

We have studied a 3D Ising model with a mixture of the Metropolis algorithm and the Wolff cluster flipping algorithm. Data analysis has been performed by means of histogram reweighting and finite size scaling techniques. We considered the case where $N_{x,y,z} \rightarrow \infty$ as well as the dimensionally reduced case where $L = N_x = N_y \rightarrow \infty$ with fixed $N_z = 1, 2, 4, 8$. Using a wide range of system sizes, we have obtained results for \tilde{J}_c , β/ν , γ/ν , ν and d_{eff} . Our 3D results are compatible with the latest results of A. M. Ferrenberg, J. Xu and D. P. Landau [11]. Regarding \tilde{J}_c and ν our dimensionally reduced results are compatible with (though more precise than) the results of M. Caselle and M. Hasenbusch [8]. Regarding β/ν and γ/ν we are unaware of a publication with similarly accurate results at fixed N_z to check against. In any case our results suggest that all $\tilde{J}(N_z)$ lie on a smooth curve which connects the analytically known value in 2D ($N_z = 1$) with the well known value in 3D ($N_z \rightarrow \infty$). For any finite N_z our critical exponents suggest that the model is still in the 2D Ising model universality class.

References

- [1] E. Ising, *Beitrag zur Theorie des Ferromagnetismus*, *Z. Phys.* **31** (1925) 253.
- [2] K. Binder, *Finite size scaling analysis of ising model block distribution functions*, *Z. Phys. B* **43** (1981) 119.
- [3] M. E. Fisher and M. N. Barber, *Scaling Theory for Finite-Size Effects in the Critical Region*, *Phys. Rev. Lett.* **28** (1972) 1516.
- [4] V. Privman, *Finite-size scaling: new results*, *Physica A* **177** (1991) 241.
- [5] K. Binder and H. P. Deutsch, *Crossover Phenomena and Finite-Size Scaling Analysis of Numerical Simulations*, *EPL* **18** (1992) 667.
- [6] A. M. Ferrenberg and R. H. Swendsen, *New Monte Carlo technique for studying phase transitions*, *Phys. Rev. Lett.* **61** (1988) 2635.
- [7] A. M. Ferrenberg and R. H. Swendsen, *Optimized Monte Carlo data analysis*, *Phys. Rev. Lett.* **63** (1989) 1195.
- [8] M. Caselle and M. Hasenbusch, *Deconfinement transition and dimensional cross-over in the 3D gauge Ising model*, *Nucl. Phys. B* **470** (1996) 435 [[arXiv:hep-lat/9511015](#)].
- [9] X.T. Pham Phu, V. Thanh Ngo, H.T. Diep, *Critical behavior of magnetic thin films*, *Surface Science* **603** (2009) 109 [[arXiv:0705.4044](#) [cond-mat.mtrl-sci]].
- [10] D. Sabogal-Suárez, J.D. Alzate-Cardona, E. Restrepo-Parra, *Static and dynamic critical behavior of thin magnetic Ising films*, *Physica A* **434** (2015) 60.
- [11] A. M. Ferrenberg, J. Xu and D. P. Landau, *Pushing the limits of Monte Carlo simulations for the three-dimensional Ising model*, *Phys. Rev. E* **97** (2018) 043301 [[arXiv:1806.03558](#) [physics.comp-ph]].