



# Prompt Engineering Guidance for Conceptual Agent-based Model Extraction using Large Language Models

Siamak Khatami , siamak.khatami@ntnu.no  
Christopher Frantz , christopher.frantz@ntnu.no

Norwegian University of Science and Technology, Department  
of Computer Science

Version 1.0 (November 2024)

## Abstract

This document contains detailed information about the prompts used in the experimental process discussed in the article *“**Toward Automating Agent-based Model Generation: A Benchmark for Model Extraction using Question-Answering Techniques**”*. The article aims to utilize Question-answering (QA) models to extract the necessary information to implement Agent-based Modeling (ABM) from conceptual models. It presents the extracted information in formats that can be read by both humans and computers (i.e., JavaScript Object Notation (JSON)), enabling manual use by humans and auto-code generation by Large Language Models (LLM).

**Glossaries:** Agent-based Modeling (ABM), Artificial Intelligence (AI), Agent-based Modeling (ABM), Large Language Model (LLM), Natural Language Processing (NLP), Question-answering (QA)

## 1 Introduction

Agent-based Modeling (ABM) is a simulation technique used to simulate complexities consisting of autonomic entities and heterogeneous systems to study and describe the complexity and causality of an event in the system [2, 1, 5, 7]. However, the development of ABM incorporates many development steps in which each step has its own characteristics, data types (qualitative and quantitative), and input/output [3]. This diversity leads to many development challenges, which have been discussed in [4]. These challenges

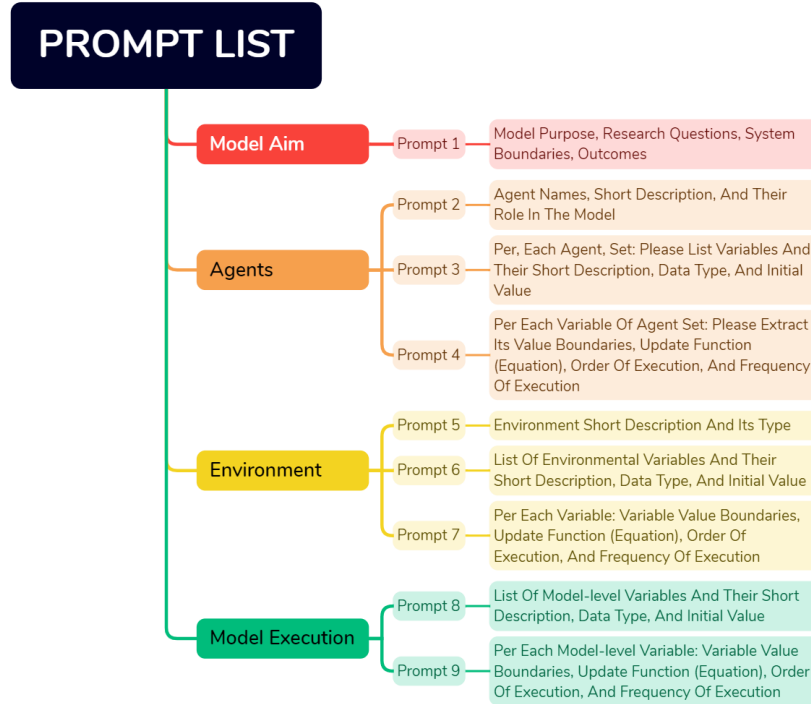


Figure 1: List of prompts and their target information

were mainly caused by the diverse set of required skills (theoretical and computational), the iterative design, implementation, and evaluation refinement process, and extensive document sizes. One such important step is to implement simulation programs from conceptual models, which demands both field and programming knowledge. However, the emergence of AI and especially NLP has opened up hopes of facilitating these challenges. In the Article “Toward Automating Agent-based Model Generation: A Benchmark for Model Extraction using Question-Answering Techniques”, the aim was to discuss the challenges presented by extracting information from conceptual models and implementing simulation model code. In this paper, by discussing different strategies to facilitate this problem (using auto-code generation models vs. QA models), QA models have been selected as a method to extract information from conceptual models. To develop a systematic approach relying on LLMs, the prompt engineering process, as well as desired input and output data structures, have been designed around distinctive target information commonly found in ABMs.

This document contains an overview of the final prompts used in that process. The aim of these prompts is to extract the required information described in Figure 1 that highlights the prompts organized by core themes, namely modeling aim and purpose ('Model Aim'), agent information ('Agents'), environment information ('Environment') and finally information related to execution ('Model Execution')<sup>1</sup>.

## 2 Model Aim

The first step of any modeling technique is to clarify the aim and purpose. This step is crucial because it is not possible to create an exact replica of the world due to its complexities [6]. Our goal is not to simulate an identical world but rather to understand it. If we fail to clarify our purpose, we may end up with another complex system that we can not understand [6]. However, clarifying the modeling purpose is not limited to the mentioned reasons. All models are usually based on certain assumptions due to reasons like lack of information, abstraction from literature, and simplification [1]. These assumptions and simplifications should be made in a way that does not undermine the main purpose of the modeling. Thus, it is beneficial to understand and clarify the model's purpose.

### 2.1 Prompt 1: Model purpose

This prompt set aims to extract a description of the model, relevant research questions, system boundaries, and independent and dependent variables.

All prompts follow the general structure of presenting the engine with an implicit role description, as well as clear instructions with respect to objectives, providing a partially populated desired output structure.

```
1 Analyze the provided ABM text to identify the purpose of the
  model, including a description, research questions, system
  boundaries, and outcome variables. Present the extracted
  data exclusively in JSON format, ensuring that the JSON
  object is comprehensive and contains all requested
  information. Avoid any form of data truncation or
  summarizing, and ensure that the response is strictly
  limited to the JSON object without any supplementary text.
  Please do not generate extra text and answer. The JSON
  should follow this structure:
2 {
3   'Model_Purpose': {
4     'full_description': Full_DESCRIPTION,
```

---

<sup>1</sup>For an extended discussion please consult the Article [4].

```

5     'research_questions': [
6         'RESEARCH_QUESTION_1',
7         'RESEARCH_QUESTION_2',
8         ...
9     ],
10    'system_boundaries': [],
11    'outcome_variables': {
12        VAR1_NAME: SHORT_DESCRIPTION,
13        VAR2_NAME: SHORT_DESCRIPTION,
14        ....
15    }
16 }
17 }

```

### 3 Agent sets

This series of prompts aims to extract information about the agent sets presented in the model and their relevant information. To ensure more consistent results, we avoided nested prompts, resulting in the current prompt structure shown in Prompts 2-4.

#### 3.1 Prompt 2

Prompt 2 is the first in a series of prompts (2, 3, and 4) related to agent sets in a conceptual document. This prompt aims to extract a list of agent sets within the conceptual model, along with a short description and an explanation of their roles in the model. The names of the agent sets will be used in the subsequent prompts (3 and 4) to explicitly extract more information relevant to each agent set.

```

1 Analyze the provided ABM text to identify the list of all agent
  sets, a short description, and their agent role in the
  system. Present the extracted data exclusively in JSON
  format, ensuring that the JSON object is comprehensive and
  contains all requested information. Avoid any form of data
  truncation or summarizing, and ensure that the response is
  strictly limited to the JSON object without any
  supplementary text. The JSON should follow this structure:
2
3 {
4   AGENT_SET_1_NAME: {
5     'short_description': SHORT_DESCRIPTION,
6     'agent_role': SHORT_DESCRIPTION_AGENT_ROLE

```

```

7     },
8     ...
9 }

```

### 3.2 Prompt 3

Prompt 3 focuses on extracting information about variables, including a brief description of each variable, its data type, and its initial value. As stated in Prompt 2 (Section 3.1), the agent set name must be extracted first. This prompt will then run for each agent set that has been extracted.

```

1 Input: {AGENT_SET_NAME}

```

```

1 Analyze the provided ABM text to identify and extract the
  complete list of variables, variable data type, and initial
  value related to the '{AGENT_SET_NAME}' agent. Please ensure
  you extract all variables and
2 characteristics. Present the extracted data exclusively in JSON
  format, ensuring that the JSON object is comprehensive and
  contains all requested information. Avoid any form of data
  truncation or summarization, and ensure that the response is
  strictly limited to the JSON object without any
  supplementary text. The JSON should follow this structure:
3
4 {
5   '{AGENT_SET}' :{
6     VAR1: {
7       'short_description': SHORT_DESCRIPTION,
8       'data_type': DATA_TYPE,
9       'initial_value':INITIAL_VALUE,
10    },
11    VAR2 :{...}
12  }
13 }

```

### 3.3 Prompt 4

Prompt 4 is the last prompt in the series of prompts relevant to the agent-set section. Following the initial list of variables in prompt 3 relevant to the extracted agent sets using prompt 2, prompt 4 aims to extract information relevant to value boundaries, equations, frequency of execution, and order of execution for each variable. Prompt 4 can be merged with prompt

3 to reduce the quantity of prompts. However, experiments presented in [4] reported a lack of accuracy for the current LLMs. Thus, to avoid the nested and complex prompt, agent variable details have been separated into prompts 3 and 4. Agent set names (from Prompt 2) besides the specific variable name (from Prompt 3) are required to be imported in addition to the variable name.

---

1 Inputs: '{AGENT\_SET\_NAME}', '{VAR}' from prompt 2 and 3

---

1 Analyze the provided ABM text to identify and extract the value boundaries, equation, order of execution, and execution frequency related to the '{VAR}' variable of the '{AGENT\_SET\_NAME}' agent. Please ensure you extract all variables and characteristics. Present the extracted data exclusively in JSON format, ensuring that the JSON object is comprehensive and contains all requested information. Avoid any form of data truncation or summarization, and ensure that the response is strictly limited to the JSON object without any supplementary text. The JSON should follow this structure:

```

2
3 {
4   '{AGENT_SET_NAME}': {
5     '{VAR}': {
6       'value_boundaries': VALUE_BOUNDARIES,
7       'equation': EQUATION,
8       'order_number': ORDER_NUMBER,
9       'frequency': FREQUENCY
10    }
11  }
12 }
```

## 4 Environment, Space, and Grids

Based on Figure 1, information relevant to the environment (also known as the simulation area, grid, ground, or cells) is another important part of the conceptual model. This aspect of simulation models typically includes auxiliary variable information that the thematician or programmer incorporates to visualize or address technical aspects of the model. The auxiliary variables are technical information that may not be presented in the real world or the theory of the thematician but are provided to facilitate the logic of the program. Therefore, extracting and verifying environment information

is even more crucial than the agent sets information because it is subjective and relative within the context of the model.

In prompt sets 5, 6, and 7, we will focus on extracting information related to the environment (space) of the model presented in the conceptual framework.

#### 4.1 Prompt 5

This is the first prompt related to the environment of a model. In agent-based simulations, there are various types of environments, commonly referred to as grid types. To begin, it is important to identify the grid type and provide a brief description of it. While there is a possibility of exiting auxiliary information in addition to real environmental information (Section 4), there is a chance of null information as well. Therefore, it is advisable to prevent the model from automatically generating non-existent facts. To manage this data augmentation, we utilize model instructions, which are outlined in Section 6.

Instructions consist of a set of commands that are common to all prompts. This approach allows us to avoid repeating the same text in every prompt by having it fixed as instructions to the model.

```
1 Analyze the provided ABM text to identify and extract the
  information about the ABM simulation environment (space)
  type and environment (space) short description. Present the
  extracted data exclusively in JSON format, ensuring that the
  JSON object is comprehensive and contains all requested
  information. Avoid any form of data truncation or
  summarization, and ensure that the response is strictly
  limited to the JSON object without any supplementary text.
  The JSON should follow this structure:
2
3 {
4   'Space': {
5     'short_description': SHORT_DESCRIPTION,
6     'type': TYPE
7   }
8 }
```

#### 4.2 Prompt 6

Similar to the agent-set information in prompt 3, this prompt aims to extract a list of variables related to the environment. Each grid can contain cells, nodes, or connections, and each of these entities can have different

characteristics and properties. For example, a cell in a 2D grid may have characteristics such as its Coordinates in the grid, background color code, etc. However, to enhance the accuracy of the LLM, we avoided using nested or lengthy prompts. Therefore, information related to the environments has been separated into two distinct prompts (6 and 7).

```

1 Analyze the provided ABM text to identify and extract the
  complete list of variables, variable short description, data
  type, and initial value related to the model space. Please
  ensure you extract all variables and characteristics.
  Present the extracted data exclusively in JSON format,
  ensuring that the JSON object is comprehensive and contains
  all requested information. Avoid any form of data truncation
  or summarization, and ensure that the response is strictly
  limited to the JSON object without any supplementary text.
  The JSON should follow this structure:
2
3 {
4   'SPACE': {
5     VAR1:{
6       'short_description':SHORT_DESCRIPTION,
7       'data_type': DATA_TYPE,
8       'initial_value':INITIAL_VALUE,
9     },
10    VAR2 :{...}
11  }
12 }
```

### 4.3 Prompt 7

Following the extracted environment variable list using Prompt 6, using this prompt per each variable, we try to extract information relevant to value boundaries, equations, the frequency of execution, and execution order.

```
1 Input: '{VAR}' from prompt 6
```

```

1 Analyze the provided ABM text to identify and extract the value
  boundaries, equation, execution order, and execution
  frequency related to the '{VAR}' variable of model space.
  Please ensure you extract all variables and characteristics.
  Present the extracted data exclusively in JSON format,
  ensuring that the JSON object is comprehensive and contains
  all requested information. Avoid any form of data truncation
  or summarization, and ensure that the response is strictly
```



limited to the JSON object without any supplementary text.  
The JSON should follow this structure:

```

2
3 {
4   'SPACE': {
5     '{VAR}': {
6       'value_boundaries': VALUE_BOUNDARIES,
7       'equation': EQUATION,
8       'excution_order': EXCUTION_ORDER,
9       'frequency': FREQUENCY
10    }
11  }
12 }
```

## 5 Model Execution

In addition to agent sets and environments, there are a set of variables that are not necessarily related to the theory of the conceptual model but to facilitate the modeling process, like model parameters or report variables. Thus, similar auxiliary and subjective characteristics exist at this level of the model as well. Thus, it is beneficial to extract model-level information, considering its crucial role. Thus, using the next two prompts, we will try to extract information relevant to the model.

### 5.1 Prompt 8

Prompt one already aims to extract information relevant to the model's aim and purpose; in this section, we will focus on the more technical side of the conceptual model and try to extract the variable list plus its short description, data types, and initial values. The remaining information will be extracted using Prompt 9 per each variable.

```

1 Analyze the provided ABM text to identify and extract the
  complete list of model-level variables, variable data type,
  and initial value. Please ensure you extract all variables
  and characteristics only at the model level. Present the
  extracted data exclusively in JSON format, ensuring the JSON
  object is comprehensive and contains all requested
  information. Avoid any form of data truncation or
  summarization, and ensure that the response is strictly
  limited to the JSON object without any supplementary text.
  The JSON should follow this structure:
2
```

```

3 {
4   'Model-Level': {
5     VAR1: {
6       'short_description': SHORT_DESCRIPTION,
7       'data_type': DATA_TYPE,
8       'initial_value': INITIAL_VALUE,
9     },
10    VAR2 : {...}
11  }
12 }

```

## 5.2 Prompt 9

Similar to agent sets and environment variables, using this prompt (9), we aim to extract more relevant information for each variable at the model level.

---

1 Input: '{VAR}' from Prompt 8

---

1 Analyze the provided ABM text to identify and extract the value boundaries, equation, execution order, and execution frequency related to the '{VAR}' variable of Model-level variables. Please ensure you extract all variables and characteristics. Present the extracted data exclusively in JSON format, ensuring the JSON object is comprehensive and contains all requested information. Avoid any form of data truncation or summarization, and ensure that the response is strictly limited to the JSON object without any supplementary text. The JSON should follow this structure:

```

2
3 {
4   'Model-Level': {
5     '{VAR}': {
6       'value_boundaries': VALUE_BOUNDARIES,
7       'equation': EQUATION,
8       'order_number': ORDER_NUMBER,
9       'frequency': FREQUENCY
10    }
11  }
12 }

```

## 6 QA Model Instructions

Any QA model can have three types of inputs: instructions, prompts, and attachments, which each play a different role. Instructions are a set of commands that we try to include in all prompts; thus, instead of including the same repetitive command in every prompt, we instruct the QA model to follow these instructions. For example, in [4], the following instruction has been used in all prompts.

```
1 You are an Agent-based modeling specialist. Your duty is to
  help users in extracting information from ABM texts for
  coding purposes. Get the user messages to extract the
  relevant information from the uploaded file. Do not
  summarize information; neither truncate nor auto-generate
  and augment any data if data and information are not
  presented in the provided document. Just return a full
  report of the expected information in the JSON format
  without any extra text around it.
```

## References

- [1] Bruce Edmonds and Ruth Meyer. *Simulating social complexity - A Handbook*. Ed. by Bruce Edmonds and Ruth Meyer. Understanding Complex Systems. Cham: Springer International Publishing, 2017, pp. 1–800. ISBN: 9783319669472. DOI: 10.1007/978-3-319-66948-9.
- [2] Nigel Gilbert and Klaus G Troitzsch. *Simulation for the Social Scientist*. 2nd. Maidenhead, UK: Open University Press, 2005. ISBN: 9780335216000.
- [3] Volker Grimm et al. “The ODD protocol for describing agent-based and other simulation models: A second update to improve clarity, replication, and structural realism”. In: *JASSS* (2020). ISSN: 14607425. DOI: 10.18564/jasss.4259.
- [4] Siamak Khatami and Christopher Frantz. “Toward Automating Agent-based Model Generation: A Benchmark for Model Extraction using Question-Answering Techniques”. In: *Social Simulation Conference*. 2024.
- [5] Steven F. Railsback and Volker Grimm. *Agent-Based and Individual-Based Modeling: A PRACTICAL INTRODUCTION, SECOND EDITION*. 2019, pp. 1–340. ISBN: 9780691190044.
- [6] John D Sterman. *Business dynamics : systems thinking and modeling for a complex world*. Boston: Irwin McGraw-Hill, 2000, p. 982. ISBN: 0072311355.

- [7] Uri Wilensky and William Rand. *An Introduction to Agent-Based Modeling: Modeling Natural, Social, and Engineered Complex Systems with NetLogo*. The MIT Press, 2015, p. 504. ISBN: 9780262731898.