



# Model-agnostic search for dijet resonances with anomalous jet substructure in proton-proton collisions at $\sqrt{s} = 13$ TeV

The CMS Collaboration\*

## Abstract

This paper presents a model-agnostic search for narrow resonances in the dijet final state in the mass range 1.8–6 TeV. The signal is assumed to produce jets with substructure atypical of jets initiated by light quarks or gluons, with minimal additional assumptions. Search regions are obtained by utilizing multivariate machine-learning methods to select jets with anomalous substructure. A collection of complementary anomaly detection methods—based on unsupervised, weakly supervised, and semisupervised algorithms—are used in order to maximize the sensitivity to unknown new physics signatures. These algorithms are applied to data corresponding to an integrated luminosity of  $138 \text{ fb}^{-1}$ , recorded by the CMS experiment at the LHC, at a center-of-mass energy of 13 TeV. No significant excesses above background expectations are seen. Exclusion limits are derived on the production cross section of benchmark signal models varying in resonance mass, jet mass, and jet substructure. Many of these signatures have not been previously sought, making several of the limits reported on the corresponding benchmark models the first ever. When compared to benchmark inclusive and substructure-based search strategies, the anomaly detection methods are found to significantly enhance the sensitivity to a variety of models.

*Submitted to Reports on Progress in Physics*



# 1 Introduction

Many models of physics beyond the standard model (BSM) predict the existence of new particles with hadronic decays. One of the most generic searches for new physics at particle colliders is therefore a search for heavy resonances decaying into two jets [1–8]. This search is sensitive to a wide range of signals, but is dominated by an overwhelming background from quantum chromodynamics (QCD) multijet production. To increase the sensitivity to specific decays, dedicated searches at the CERN LHC have been performed that require the jets to have a substructure and/or flavor content compatible with  $W$  and  $Z$  bosons [9–11], Higgs bosons [12, 13], bottom quarks [14–17], or top quarks [18–20]. These searches are able to exploit the expected signature of the targeted signal to reduce the standard model (SM) background and increase the search sensitivity, but as a result they are no longer generic. These dedicated searches also do not cover many possible signals whose production cross sections may be below the sensitivity of inclusive dijet searches, which motivates a new approach targeting a broader set of signals. Model-agnostic searches based on anomaly detection, aimed at achieving the best combination of both sensitivity and generality, have been proposed [21], and recently also performed by the ATLAS Collaboration [22–24].

In this analysis, we present a machine-learning (ML) based, model-agnostic search for a narrow-width heavy resonance  $A$  with TeV-scale mass, decaying into two other resonances,  $B$  and  $C$ , in a dijet final state. This search is based on proton-proton collision data recorded with the CMS experiment [25, 26] in 2016–2018 at a center-of-mass energy of 13 TeV, corresponding to a total integrated luminosity of  $138 \text{ fb}^{-1}$  [27–29]. The  $B$  and  $C$  particles are assumed to decay hadronically and their masses to be significantly smaller than the  $A$ 's mass. The mass hierarchy results in the  $B$  and  $C$  particles being produced with high Lorentz boost, such that their decay products are contained in large-radius jets, as illustrated in Fig. 1. The search is performed for  $A$  masses ranging from 1.8 to 6 TeV, with no specific requirements on the  $B$  and  $C$  particle masses. A set of benchmark models are used to study performance and derive exclusion limits. Signatures where the  $B$  and  $C$  jets have a varying degree of substructure, consistent with two to six subjets (prongs), are considered. Five different methods are used to design discriminating variables that are used to identify large-radius jets with a non-QCD-like substructure. For each method, a requirement on its corresponding anomaly discriminant is applied, enhancing the fraction of anomalous events and, therefore, of potential new physics in the signal region (SR). A resonance is searched for in the SR by seeking a bump in the dijet mass spectrum on top of the smoothly falling QCD background.

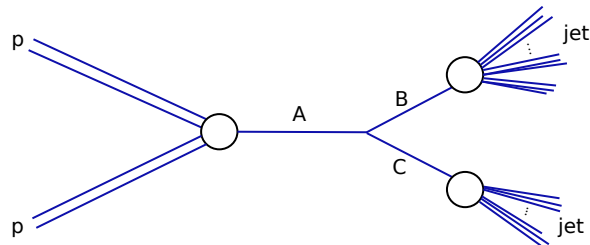


Figure 1: Production of a dijet resonance,  $A$ , in a proton-proton collision. The  $A$  resonance decays to two resonances  $B$  and  $C$ , which in turn each decay to a jet with anomalous substructure arising from multiple subjets.

While all methods employ ML techniques and aim to identify anomalous jets, they differ in the substructure information utilized, aspects of their learning setup, and model architecture.

Four of these methods proceed in a fully model-agnostic fashion, without relying on any signal simulation, and only make use of data events in the training of their anomaly detection model. The fifth method is a hybrid approach and utilizes signal simulation as a loose prior on what potential anomalies may look like. These differences lead to varying performance for signals of various cross section, mass, and substructure. As the characteristics of the sought-after signal are unknown, all five methods are pursued as complementary approaches to provide broad coverage of potential anomalies. All methods are found to significantly enhance the sensitivity to a much wider range of signal models than traditional substructure techniques.

While this is the first usage of anomaly detection in a physics analysis from the CMS Collaboration, it has been employed in several analyses from the ATLAS Collaboration. The first application of anomaly detection was in a search for dijet resonances using weak supervision [22]. However, in that prior search, only the masses of the two jets were used as input features to the anomaly detection algorithm. The methods employed in the present analysis use significantly larger feature sets, which offer broader coverage to different signal models and better classification performance. The other two uses of anomaly detection [23, 24] considered different final states and are not directly comparable to this search. The former analysis looked for resonances decaying to a Higgs boson plus a single anomalous jet, and the latter searched for two-body resonances across a variety of final states produced in association with a lepton.

The paper is organized as follows. The CMS detector and event reconstruction procedures are described in Section 2. Section 3 describes the benchmark signal models and simulated samples used in the testing of the anomaly detection methods. Section 4 describes the basic event selection that is applied prior to the anomaly detection methods. The details of the five different anomaly detection approaches are described in Section 5 and the fit procedure is described in Section 6. Systematic uncertainties are detailed in Section 7. Section 8 describes validation studies performed in simulation and data control regions. The search results and interpretation are presented in Section 9 and a summary is given in Section 10. Tabulated results are provided in the HEPData record for this analysis [30].

## 2 The CMS detector and event reconstruction

The central feature of the CMS apparatus is a superconducting solenoid of 6 m internal diameter, providing a magnetic field of 3.8 T. Within the solenoid volume are a silicon pixel and strip tracker, a lead tungstate crystal electromagnetic calorimeter (ECAL), and a brass and scintillator hadron calorimeter (HCAL), each composed of a barrel and two endcap sections. Forward calorimeters extend the pseudorapidity coverage provided by the barrel and endcap detectors. Muons are measured in gas-ionization detectors embedded in the steel flux-return yoke outside the solenoid. More detailed descriptions of the CMS detector, together with a definition of the coordinate system used and the relevant kinematic variables, can be found in Refs. [25, 26].

Events of interest are selected using a two-tiered trigger system. The first level, composed of custom hardware processors, uses information from the calorimeters and muon detectors to select events at a rate of around 100 kHz within a fixed latency of about 4  $\mu$ s [31]. The second level, known as the high-level trigger, consists of a farm of processors running a version of the full event reconstruction software optimized for fast processing, and reduces the event rate to around 1 kHz before data storage [32].

The primary vertex (PV) is taken to be the vertex corresponding to the hardest scattering in the event, evaluated using tracking information alone, as described in Section 9.4.1 of Ref. [33]. A particle-flow (PF) algorithm [34] aims to reconstruct and identify each individual particle

in an event, with an optimized combination of information from the various elements of the CMS detector. The energy of photons is obtained from the ECAL measurement. The energy of electrons is determined from a combination of the electron momentum at the PV as determined by the tracker, the energy of the corresponding ECAL cluster, and the energy sum of all bremsstrahlung photons spatially compatible with originating from the electron track. The energy of muons is obtained from the curvature of the corresponding track. The energy of charged hadrons is determined from a combination of their momentum measured in the tracker and the matching ECAL and HCAL energy deposits, corrected for the response function of the calorimeters to hadronic showers. Finally, the energy of neutral hadrons is obtained from the corresponding corrected ECAL and HCAL energies.

Jets are clustered from the PF candidates in an event using the anti- $k_T$  jet finding algorithm [35, 36]. In this analysis, large-radius jets with a distance parameter of  $R = 0.8$  are used. Jet momentum is determined as the vectorial sum of all particle momenta in the jet, and is found from simulation to be, on average, within 5 to 10% of the true momentum over the entire transverse momentum ( $p_T$ ) spectrum and detector acceptance [37]. Additional proton-proton interactions within the same or nearby bunch crossings (pileup) can contribute additional tracks and calorimetric energy depositions, increasing the apparent jet momentum. The pileup-per-particle identification algorithm [37, 38] is used to mitigate the effect of pileup at the reconstructed-particle level, making use of local shape information, event pileup properties, and tracking information. A local shape variable is defined, which distinguishes between collinear and soft diffuse distributions of other particles surrounding the particle under consideration. The former is attributed to particles originating from the hard scattering and the latter to particles originating from pileup interactions. Charged particles identified to be originating from pileup vertices are discarded. For each neutral particle, a local shape variable is computed using the surrounding charged particles compatible with the PV within the tracker acceptance ( $|\eta| < 2.5$ ), and using both charged and neutral particles in the region outside of the tracker coverage. The momenta of the neutral particles are then rescaled according to their probability to originate from the PV deduced from the local shape variable, superseding the need for jet-based pileup corrections [37].

Jet energy corrections are derived from simulation studies so that the average measured energy of jets becomes identical to that of particle-level jets. In-situ measurements of the momentum balance in dijet,  $\gamma$ +jet,  $Z$ +jet, and multijet events are used to determine any residual differences between the jet energy scale in data and in simulation, and appropriate corrections are made [39]. Additional selection criteria are applied to each jet to remove jets potentially dominated by instrumental effects or reconstruction failures [37].

### 3 Signal models and simulated samples

Six different signal models of the  $A \rightarrow BC$  topology are used throughout the analysis. A set of background simulations is generated for use in the semisupervised method (Section 5.3) and for testing and validation of all anomaly detection methods. Except for the semisupervised method, these simulated samples are used only for testing and sensitivity studies, and the search itself is performed in a model-agnostic manner based only on the recorded data sample.

#### 3.1 Signal models

The different signals are categorized based on the number of hard prongs in the B and C jets. For all signals, the masses of the heavy resonance A are generated at 3 and 5 TeV. The B and C

particles are generated with masses of 25, 80, 170, and 400 GeV, with some values excluded for certain models due to kinematic constraints.

The first signal model has a 1+2 prong topology that consists of an excited quark resonance ( $Q^*$ ), which decays into a quark and  $W'$  boson [40, 41]. The  $W'$  boson decays into two light quarks with the same flavor composition as the SM  $W$  boson. The second signal model has a 2+2 prong topology and consists of a heavy resonance  $X$  decaying to two resonances,  $Y$  and  $Y'$ , each of which then decays into two light quarks. The third signal model has a 3+3 prong topology and consists of a  $W'$  boson decaying into a vector-like quark ( $B'$ ) and a top quark [42]. The  $B'$  then decays into a bottom quark and a  $Z$  boson. The fourth signal model has a 2+4 topology and consists of a  $W'_{KK}$  boson decaying into a radion ( $R$ ) and a  $W$  boson [43, 44]. The radion then decays into two  $W$  bosons. The fifth signal model has a 5+5 topology and consists of a  $Z'$  boson decaying into two vector-like quarks,  $T'$  [45, 46]. The vector-like quarks then decay into a top quark and a  $Z$  boson. The last signal model has a 6+6 topology and consists of a heavy spin-2 Randall–Sundrum graviton ( $G_{KK}$ ) which decays into two lighter Higgs-like scalars ( $H$ ) [47]. The lighter Higgs-like scalar then decays into a top quark-antiquark pair. In the rest of this paper, these signal models are denoted  $Q^* \rightarrow qW' \rightarrow 3q$ ,  $X \rightarrow YY' \rightarrow 4q$ ,  $W' \rightarrow B't \rightarrow bZt$ ,  $W_{KK} \rightarrow RW \rightarrow 3W$ ,  $Z' \rightarrow T'T' \rightarrow tZtZ$ , and  $G_{KK} \rightarrow HH \rightarrow 4t$ , respectively.

The  $W' \rightarrow B't \rightarrow bZt$  process has been previously searched for by the CMS Collaboration [48]. However, the previous search did not consider the parameter space probed in this analysis, where the  $B'$  is sufficiently light compared to the  $W'$  so that its decay products are merged into a single jet, and therefore did not have sensitivity for the mass points chosen here for our benchmarks. Diboson resonance searches performed by the ATLAS [9] and CMS [10, 11] Collaborations have sensitivity to the 2+2 prong mode,  $X \rightarrow YY' \rightarrow 4q$ , for the case where  $M_Y = M_{Y'} = 80$  GeV, but do not have sensitivity for other  $Y$  and  $Y'$  mass combinations. The  $W_{KK} \rightarrow RW \rightarrow 3W$  process was previously searched for by the CMS Collaboration [49, 50] in the same boosted regime as this analysis. Therefore, the inclusion of this signal in our benchmarks allows a comparison of the sensitivity of anomaly detection methods to a previous optimized dedicated search.

### 3.2 Simulated samples

All signals are generated at leading order with MADGRAPH5\_aMC@NLO version 2.6.5 [51], whereas a variety of generators are used for different backgrounds. All samples used the NNLO NNPDF 3.1 parton distribution functions [52–54] and interfaced to PYTHIA version 8.240 [55], with the underlying event tune CP5 [56] to simulate the parton shower and hadronization.

Although this analysis targets hadronic final states, we did not enforce hadronic-only decays of SM particles in the signal simulation. Some sensitivity to semileptonic decays is retained when the daughter particles are boosted such that the leptonic decay products end up inside the jet along with hadronic decay products.

Simulations of the QCD multijet background are generated using PYTHIA at leading order (LO) accuracy. The  $t\bar{t}$ ,  $tW$ , and single  $t$  production processes are generated with the next-to-leading order (NLO) generator POWHEG v2.0 [57–59]. Simulated events originating from  $W$ +jets and  $Z$ +jets are generated using MADGRAPH5\_aMC@NLO at LO accuracy. Double counting, which occurs between the partons generated by PYTHIA and those of MADGRAPH5\_aMC@NLO, is eliminated using the MLM method [60].

## 4 Basic event selection

For all anomaly detection methods, events were selected online using a variety of different jet triggers, based on either the highest (leading) jet  $p_T$  or the scalar  $p_T$  sum of all the jets in the event ( $H_T$ ). The thresholds of these triggers increased slightly in later data taking years, so that the same trigger rate was maintained under higher instantaneous luminosity. The thresholds of these leading-jet  $p_T$  triggers ( $H_T$  triggers) varied from 450 (800) GeV in 2016 to 500 (1050) GeV in 2018.

Offline, events are selected requiring at least two jets with  $p_T > 300$  GeV and pseudorapidity  $|\eta| < 2.5$ . The two jets with the highest  $p_T$  in each event are selected as potential B and C candidates, and are further required to have an invariant mass  $m_{jj} > 1455$  GeV in order to ensure the trigger is fully efficient. Additional jets are ignored.

In the sought-after signal topology, the resonance A is produced via the  $s$  channel. The dominant QCD background proceeds via the  $t$  channel, which has an angular distribution peaking towards large rapidity separation between the two jets. The amount of QCD background is therefore reduced relative to that of the signal by requiring the two jets to have a pseudorapidity difference of  $\Delta\eta_{jj} < 1.3$ . A signal-depleted control region (CR) is constructed from events with  $2.0 < |\Delta\eta_{jj}| < 2.5$  that also meet additional requirements on the  $p_T$  balance of the two jets. This region is used to check that the analysis procedure does not produce any spurious excesses of events.

This event selection is also used to define an *inclusive* search strategy, which does not make any further selections, and therefore does not use substructure information. This inclusive strategy is used as a reference when evaluating the performance of the anomaly detection methods.

## 5 Anomaly detection methods

The five anomaly detection methods are based on three different training paradigms for ML-based anomaly detection: unsupervised, weakly supervised, and semisupervised learning. Each method is described briefly here, with further details reserved for Appendix A.

### 5.1 Unsupervised method

The unsupervised learning algorithm attempts to construct a model to identify anomalous jets without using any labeled references. The method employed here consists of a variational autoencoder (VAE) [61] trained on a data sample dominated by QCD jets. A quantile regression (QR) network is then used to decorrelate the anomaly score of the VAE from the dijet mass. This method is referred to as *VAE-QR*.

Autoencoders are a type of neural network which are trained to compress inputs into a smaller representation and decompress it to recover the original inputs. The VAE employed here takes as input the 100 highest  $p_T$  particles of a jet, with the ordering obtained from a Cambridge–Aachen [62] reclustering of the jet constituents. Each particle is represented as a set of three values, which are the  $x$ ,  $y$ , and  $z$  component of its momentum  $\vec{p}$ . The VAE is trained using jets from the CR. It therefore learns how to perform this compression and decompression on QCD background jets, but might fail in performing this task as well on anomalous jets not present in the training sample. Therefore, the difference between the original and autoencoded jets can be used as an effective anomaly score, with higher values corresponding to more anomalous events.

High invariant mass events are rare, being on the tail of a steeply falling spectrum, and therefore constitute a small fraction of the VAE’s training set. This would naturally cause the VAE to find high invariant mass events anomalous, which would distort the dijet mass distribution, making it difficult to estimate the background and any potential signal. To decorrelate the VAE’s anomaly score from the dijet invariant mass a QR method [63] is used. The QR model is trained to find the threshold on the anomaly score, as a function of  $m_{jj}$ , which corresponds to a fixed data efficiency in the SR. Using a selection criterion defined in this way automatically preserves the  $m_{jj}$  shape of the inclusive sample. A selection corresponding to the 10% most anomalous data is used for the generic model-independent search. For the limit setting, where the signal is known, three orthogonal categories are used to enhance sensitivity. They are defined as follows: the most anomalous 1% of data, the data between the 5% and 1% percentile range, and the data between the 10% and 5% percentile range. This multicategory approach cannot be used in the model-independent search, because the relative signal yield in each category is signal dependent. To ensure that the full data set is used, and that the VAE does not evaluate anomaly scores on events on which the QR is trained, we use  $k$ -fold cross-validation, discussed in Appendix A.4. This is a method where the data set is divided into  $k$  equal parts, and the model is trained  $k$  times, each time using a different part as the test set and the remaining parts as the training set.

## 5.2 Weakly supervised methods

In weakly supervised training, a signal versus background classifier is trained exclusively on data, without the use of any Monte Carlo simulation. This can be done using the classification without labels (CWoLa) [64] paradigm, where classification is performed between two groups of data events rather than relying on individual event labels. This paradigm requires two mixed samples of data events, chosen such that one is a mixture of potential signal events and background events, and the other is nearly pure background. For example, our methods aim to construct the first sample so that it consists of data events within the mass peak of a hypothetical resonance, and the second sample consists of background events from the sidebands.

The classifier is trained to distinguish between events in these two samples. If sufficient signal is present in the data set, the classifier will learn to distinguish the signal from background, provided that the background composition in the two samples is the same. These methods train directly on data events in the SR of the analysis, and thus learn the specific characteristics of the signal if it is present in the data set. A  $k$ -fold cross-validation is used to ensure each weakly supervised classifier does not evaluate anomaly scores of events on which it is trained.

Three different methods based on weak supervision are employed. These are *CWoLa Hunting* [65], *Tag  $N'$  Train (TNT)* [66], and *classifying anomalies through outer density estimation (CATHODE)* [67].

All of the weakly supervised methods pursued in this analysis assume the signal is a narrow resonance, and use the invariant mass of the two jets in their definition of the mixed samples. These methods therefore assume a particular hypothesis for the mass of the new resonance in order to construct the samples for training. If a narrow resonance exists inside the hypothesized region in sufficient abundance, the weakly supervised training procedure will produce a classifier able to discriminate between it and the QCD background. In the absence of a signal, the two samples will both consist solely of background events, and therefore be indistinguishable in the training procedure. The resulting classifier will therefore produce random results driven by the statistical fluctuations between the two samples.



For all three weakly supervised methods, the training procedure is repeated for multiple hypotheses for the signal mass in order to scan over the full dijet mass spectrum. The SR is split into 8 nonoverlapping  $m_{jj}$  windows to be used for the training procedure. The mass resolution for a narrow fully merged resonance varies from  $\sim 80$  to  $\sim 200$  GeV over the considered mass range. The size of the signal windows is chosen to be significantly larger than this resolution, such that a narrow resonance would be expected to be nearly fully contained in a single bin. Two sets of windows with different centers are defined in order to ensure no signals close to a window boundary are missed. The two sets of window boundaries are [1350, 1650, 2017, 2465, 3013, 3682, 4500, 5500, 8000] GeV and [1492, 1824, 2230, 2725, 3331, 4071, 4975, 6081, 8000] GeV, which are referred to as mass windows  $\alpha$  and  $\beta$ , respectively. Each SR is required to have both an upper and lower sideband to be used as control regions. Therefore, the highest and lowest mass regions in each set of windows are used only as sidebands, resulting in 12 total SRs in which the training procedure is performed. The *CATHODE* method does not use the highest mass  $\beta$  SR due to the limited size of the data sample available for training. The 1650–2017 GeV region is the lowest mass SR for all methods and the region from 4975–6081 GeV (4500–5500 GeV) the highest mass SR for the *CWoLa Hunting* and *TNT* methods (*CATHODE* method).

For *CWoLa Hunting*, the two mixed samples are obtained directly from windows in dijet invariant mass. A potentially signal-rich sample is defined as all events falling in a particular signal window, and the background-rich sample is defined as events in the neighboring sideband windows. To account for the statistical imbalance, events from the lower sideband are reweighted in the training to match the total weight of the upper sideband. Separate classifiers are trained for the heavier and lighter jet in each event, as defined by each jet’s soft-drop mass  $m_{SD}$  [68], rather than a single classifier for the full dijet system, as was done in Refs. [22, 65]. This allows an additional reweighting procedure during the training: jets in the background-rich sample are reweighted to match the  $p_T$  distribution of jets in the SR. This procedure reduces the correlation between the final anomaly score and  $m_{jj}$ .

The classifiers take as input the  $m_{SD}$  of the jet, the  $N$ -subjettiness variables  $\tau_{21}$ ,  $\tau_{32}$ , and  $\tau_{43}$  [69], the number of PF candidates inside the jet  $n_{PF}$ , the maximum b tagging score from the DEEPCSV algorithm [70] of the two leading subjets of the large-radius jet, and a measure of the energy fraction carried by leptons, the lepton subjet fraction (LSF<sub>3</sub>) [71]. The inclusion of soft-drop mass and  $N$ -subjettiness variables helps to differentiate between nearly massless QCD jets and significantly boosted resonances, and determines the number of subjets in a jet, respectively. The count of PF candidates in a jet detects jets with higher numbers of constituent particles, while the LSF<sub>3</sub> and b tagging score pinpoint jets containing enhanced contributions from leptons and heavy-flavor quarks.

In *TNT*, the two mixed samples are defined in a similar way to *CWoLa Hunting*, with one modification: an additional unsupervised classifier, a jet-based autoencoder, is used to increase the purity of the signal-rich sample. The method assumes that for a true signal, both the B and C jets would be anomalous. This implies a correlation between the B and C jets for signal events present in the data: an anomaly in one jet implies an anomaly in the other. This relationship is not present for background QCD events in which the anomaly scores of the two jets are uncorrelated. The procedure therefore constructs a signal-enriched sample of C (B) jets, by utilizing the anomaly scores of jet B (C). The criteria for constructing the mixed sample now encompass not only an event’s position within the  $m_{jj}$  SR, but also the unsupervised anomaly score of the jet not involved in the classifier’s training. This dual-criterion approach markedly enhances the signal purity within the signal-rich sample.

For each SR, a separate autoencoder is trained using events from the corresponding sidebands. The autoencoder takes as input an image representation of the jet [72, 73]. Internally, the autoencoder works by compressing the image into a six-dimensional latent space, before attempting to reconstruct the original image. The difference between the original and reconstructed images is used as the anomaly score. The anomaly score of the autoencoder is evaluated on each jet in the event, one at a time. This anomaly score is used in addition to the dijet mass information to sort events into the signal-rich or background-rich categories.

To construct the signal-rich and background-rich samples, the two jets in each event are first randomly sorted into two groups. The dijet mass of the event and the autoencoder score of the jet from one group, are used to categorize jets of the other group into mixed samples, and vice versa. The signal-rich mixed sample of jets is defined as jets from the second group, for which the jet in the first group is in the top 20% of the autoencoder anomaly scores, and in an event that has  $m_{jj}$  within the SR. The background-rich mixed sample of jets is defined as jets of the second group, coming from events in the dijet mass sidebands, or which have jets from the first group in the bottom 40% of the autoencoder anomaly scores. The samples of categorized jets from both jet orderings are then merged together to train a single weakly supervised jet classifier, using identical network architecture, reweighting schemes, and input variables as used for the *CWoLa Hunting* method. Fig. A.1 in Appendix A.2 shows a graphical representation of this procedure.

For *CATHODE*, a dijet mass window is also used to define the potentially signal-rich sample, but a different approach is used for the background-rich sample. First, the conditional probability density of background events as a function of invariant mass is learned, using a normalizing flow generative model [74–82] trained on all events outside the signal window. This probability density is then interpolated into the signal window, and used to generate a sample of synthetic background events. An event-level weakly supervised classifier is then trained to distinguish between data events from the SR and the synthetic background sample.

This approach fully learns correlations between the input features and  $m_{jj}$ , allowing the use of variables that are significantly correlated with  $m_{jj}$ . The input variables used in *CATHODE* are the mass of the heavier jet  $m_{j_1}$ , the mass difference between the two jets  $\Delta m_{j_1 j_2} = m_{j_1} - m_{j_2}$ , and the  $N$ -subjettiness variable  $\tau_{41}$  for each jet. This  $N$ -subjettiness variable is found to perform the best for the signals under study. An additional method, *CATHODE-b*, uses the same input variables as *CATHODE*, but also includes the b tagging DEEPCSV score of each leading jet. This variant is expected to have higher sensitivity for processes yielding b jets, but worse sensitivity otherwise.

### 5.3 Semisupervised method

Finally, a semisupervised algorithm referred to as quasi-anomalous knowledge (*QUAK*) [83] is used. This method seeks a middle ground between the fully model-agnostic approach of the previous methods and a standard dedicated search. In *QUAK*, density estimators are used to encode a ‘prior’ for the likely signature of a new physics signal, based on labeled signal Monte Carlo samples. To help reject QCD events, an additional density estimator trained on simulated background events is used.

A normalizing flow is trained to estimate the probability density of each event, based on the substructure information of both jets. The substructure variables used are the same as those used in the *CWoLa Hunting* method except a modified  $N$ -subjettiness metric,  $\tau_s = \sqrt{\tau_{21}}/\tau_1$ , and the ratio of the jet mass and transverse momentum,  $\rho = m_{SD}/p_T$ , are used instead of the  $LSF_3$  variable and soft-drop mass variables, respectively.

To maintain sensitivity to a broad class of signals, six distinct flows are trained on combinations of signal samples grouped according to the B and C particle masses. The output of these six flows is then combined into one signal-like score by adding together their scores raised to the fifth power, weighted by the sign of each score. This relatively high power is chosen so that the combined score is sensitive to very signal-like events in any of the six flows. A single flow is also trained for background events in simulation. A two-dimensional (2D) *QUAK* space is formed, in which each event's position is defined by its background-like and signal-like scores. The most anomalous events are expected to populate the region with low background-like score and high signal-like score. For a given mass hypothesis of the intermediate resonance,  $m_A$ , a template of background events is created by considering events with dijet mass in the sidebands,  $m_A - 900 \text{ GeV} < m_{jj} < m_A - 400 \text{ GeV}$  and  $m_A + 200 \text{ GeV} < m_{jj} < m_A + 700 \text{ GeV}$ . The SR is taken to be  $m_A - 400 \text{ GeV} < m_{jj} < m_A + 200 \text{ GeV}$ . The template itself is a binned 2D histogram of the *QUAK* space. The *QUAK* space bins with an excess of events in the SR, as opposed to the sidebands, are chosen for the selection. Events from the full dijet mass spectrum which fall into these selected *QUAK* bins are then utilized in the fit for a resonant signal.

A general search, referred to as 'generic *QUAK*', is performed using a combination of all the benchmark signal samples as a signal prior. Additionally, model-specific versions of the searches targeting each benchmark signal are performed by using *QUAK* with a signal prior consisting solely of the targeted signal. Because it specifically targets each signal separately, this latter method is expected to yield better performance for the benchmark signals, but have worse generalization to unknown signals. It is used as a point of comparison in evaluating performance of the anomaly detection methods.

## 6 Fit procedure

After the set of potentially anomalous events are selected for each method, the resulting dijet invariant mass spectra are scrutinized for the presence of a potential signal. In each spectrum, the SM background is expected to be smoothly falling, while a signal with a narrow width is expected to peak at its resonance mass.

The shape of the signal is modeled with a double Crystal Ball function [84, 85] from fits to simulated narrow-width resonances. When the model-agnostic search is performed, the shape of the  $X \rightarrow YY' \rightarrow 4q$  signal model is used for the signal hypothesis. For limits on a particular signal model, a signal shape derived from dedicated simulations of that model is used. The search is performed considering resonance masses in the range 1.8 to 6 TeV in intervals of 100 GeV. Simulations of the  $X \rightarrow YY' \rightarrow 4q$  signal for  $m_A$  values of 2, 3, and 5 TeV are interpolated and extrapolated to produce the signal shapes covering the full range of mass hypotheses. It is tested that the discovery potential of the analysis did not change significantly even if the true resonance originated from a signal model with a dijet mass shape different from the  $X \rightarrow YY' \rightarrow 4q$  shape.

The background is modeled via a fit to data with the parameterization:

$$\frac{dN}{dm_{jj}} = \frac{P_0(1-x)^{P_1}}{(x)^{P_2+P_3 \log(x)+P_4 \log^2(x)}}, \quad (1)$$

where  $x = m_{jj}/\sqrt{s}$ . This is from the same family of functional forms as deployed in previous dijet searches [5–8]. The parameters  $P_3$  and  $P_4$  are initially fixed to zero, but allowed to be nonzero if including them significantly improves the fit quality as quantified through a Fisher F-test [86]. All the  $P_i$  selected by the F-test are allowed to freely float in the final fit. As the selec-

tion is done separately for each SR, the *CWoLa Hunting*, *TNT*, *CATHODE*, and *QUAK* methods, this approach results in a distinct mass spectrum for the search in each SR.

The F-test is repeated separately for each of these spectra. To assess the quality of the fit, the  $\chi^2$  per degree of freedom is computed, and checked that it corresponds to a probability value  $p > 0.05$  of the data arising from the background-only hypothesis. If the fit fails this quality check, the  $m_{jj}$  range of the fit is reduced and the fitting procedure is repeated until the quality criterion is reached. Alternate functional forms of the background parameterization were tried and used to test for biases due to the parameterization choice. It was found that the resulting bias on the inferred signal strength was 1 standard deviation ( $\sigma$ ) or less, which was deemed acceptable.

Evidence of a signal is determined from a likelihood ratio test [87], comparing a background-only fit to the data and a combined signal plus background fit. Upper limits are set using the profile likelihood ratio as the test statistic with the  $CL_s$  criterion [88, 89]. Asymptotic formulae are used to simplify calculations [90]. The CMS analysis tool COMBINE [91], which is based on the ROOFIT [92] and ROOSTATS [93] frameworks, is used for all statistical results.

## 7 Systematic uncertainties

Systematic uncertainties in the estimation of the background, the modeling of the shape of the signal resonance, and the signal selection efficiency are considered. The former two are intrinsic to the model-agnostic search, and therefore affect all reported results. In contrast, the latter uncertainties are specific to the interpretation of the search under a particular signal model, and therefore only affect the derived exclusion limits; they have no impact on the significances of reported excesses.

As discussed in Section 6, the parameters describing the background shape are freely floating and constrained only by the observed data in the SR. This allows for the uncertainty in the background shape to be correctly accounted for in all reported results. Uncertainties in the signal shapes are assessed by arise from uncertainties in the energy scale and resolution of jets. These uncertainties are assessed by systematically varying jets by the uncertainties in their energy scale and resolution. For each variation, the signal shape is re-derived and the resulting shifts in the parameters of the double Crystal Ball function are then taken as uncertainties. The uncertainty in the location (width) of the signal mass peak is found to be  $\sim 2\%$  ( $\sim 4\%$ ). These uncertainties are then included as Gaussian-constrained nuisances in the likelihood.

Systematic uncertainties in the selection efficiency are assessed for each benchmark signal model. The dominant affect comes from the uncertainty in the jet substructure modeling, which affects the estimated efficiency of the anomaly tag. A correction to, and uncertainty in, the jet substructure modeling of each signal is applied based on the method of Ref. [94]. The method is based on reclustering the jet's constituents into several subjets, such that each subjet captures a single prong. Each subjet's simulated radiation pattern in the Lund jet plane [95] is corrected to match that of subjets from a data control region. Uncertainties in the correction originate from statistical and systematic components of the splitting frequency of the subjets in data, and limitations of the reclustering procedure for high-prong jets. The resulting uncertainties in the selection efficiency range from 10–25%, increasing for signal models with larger numbers of prongs.

The simulation of subjet b tagging scores, used as inputs to some of the anomaly detection methods, are corrected to match the distribution observed in data control regions [70]. An

uncertainty in the modeling of this feature is assessed by varying the simulated distribution according to the uncertainties in the correction. This results in an uncertainty of up to  $\sim 5\%$  in the tagging efficiency of signals which produce  $b$  jets. Other uncertainties in the signal selection efficiency, including the modeling of pileup, parton distribution functions, and renormalization and factorization scales, are assessed, but found to be sub-dominant. The weakly supervised methods receive an additional uncertainty in the selection efficiency of up to  $\sim 10\%$  due to stochasticity of their training performance in data. The estimation of the signal selection efficiencies and incorporation of the systematic uncertainties for these methods is discussed further in Appendix B.

## 8 Performance and validation

The performance of the anomaly detection methods is verified in a simulated pseudo-data set. The pseudo-data set is constructed by selectively sampling events from simulations of different background processes, in proportion to their cross sections, instead of the commonly used practice of applying event weights. This sampling procedure better captures the data set size and statistical fluctuations that would be present when the methods are being applied to data, both of which affect the performance achieved when training neural networks. Due to the limited event count of the QCD multijet simulations, the pseudo-data sets corresponded to an equivalent integrated luminosity of only  $26.8 \text{ fb}^{-1}$ . Versions of the pseudo-data set with different amounts of injected signal events are constructed, and the search procedure is repeated on each version. A background-only version of the pseudo-data set is used to verify that no method produced artificial excesses of events.

Pseudo-data sets with injected signals are used to test the sensitivities of the anomaly detection methods. These data sets are used to determine the expected statistical significance of the signal as a function of the size of the injected signal.

The sensitivities of the anomaly detection methods are compared to several standard methods to better contextualize their performance. These comparison methods utilize the same basic selection criteria, fitting procedure and statistical analysis as employed by the anomaly detection methods. The only difference is slightly modified event selections. The inclusive search (defined in Section 4) is used as a comparison model-agnostic approach. The first (second) model-specific event selection is a typical substructure selection tailored to 2-prong (3-prong) signals and requires  $\tau_{21} < 0.4$  ( $\tau_{32} < 0.65$ ), and  $m_{\text{SD}} > 50 \text{ GeV}$  for both jets in the event. The final model-specific event selection is intended to maximally exploit signal information to achieve superior sensitivity. For this, a version of the *QUAK* procedure, which had a signal prior exactly matching the injected signal is used.

Figure 2 shows simulations of the sensitivity of the search methods, comparing the extracted  $p$ -value as a function of the signal cross section for two benchmark signals, the 2+2 prong  $X \rightarrow YY' \rightarrow 4q$  and the 3+3 prong  $W' \rightarrow B't \rightarrow bZt$ .

As expected, the inclusive search is sensitive to both models, but is unable to reach evidence or discovery-level significances at the considered signal cross sections because of the large QCD background. The two-prong (3-prong) targeted selection is found to improve sensitivity beyond the inclusive search for the 2-prong  $X \rightarrow YY' \rightarrow 4q$  signal (3-prong  $W' \rightarrow B't \rightarrow bZt$  signal), but is found to be significantly worse than the inclusive selection on the 3-prong (2-prong) signal. In contrast, all anomaly detection methods are able to demonstrate increased sensitivity above an inclusive search for both signals. The relative performance of the anomaly detection methods are seen to vary between the two signals and no single method is seen to be

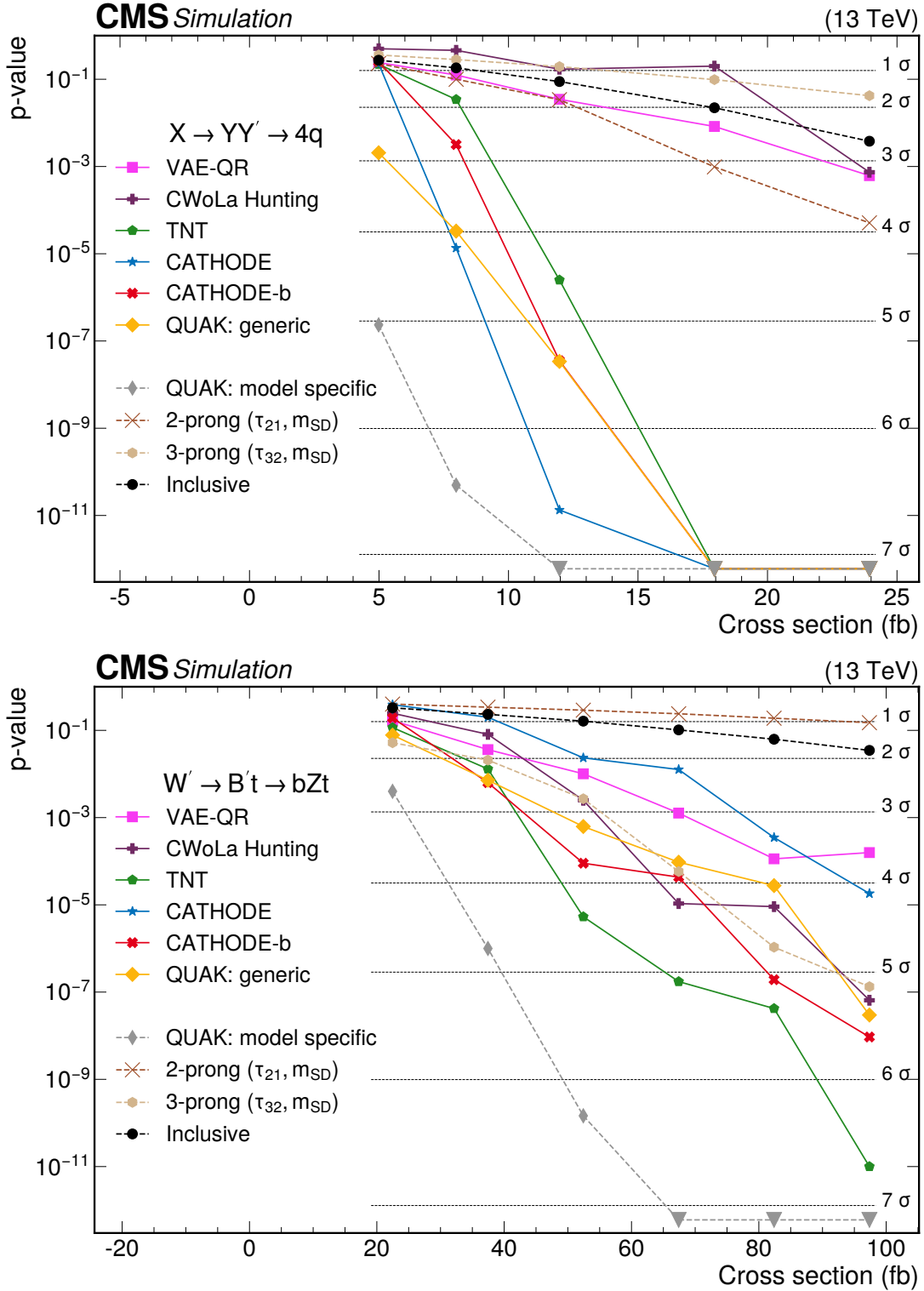


Figure 2: The  $p$ -values as a function of the injected signal cross sections for the different analysis procedures for two different signals: (upper) the 2-prong  $X \rightarrow YY' \rightarrow 4q$  signal with  $m_X = 3 \text{ TeV}$ ,  $m_Y = 170 \text{ GeV}$ , and  $M_{Y'} = 170 \text{ GeV}$ , and (lower) 3-prong  $W' \rightarrow B't \rightarrow bZt$  signal with  $M_{W'} = 3 \text{ TeV}$  and  $M_{B'} = 400 \text{ GeV}$ . Significance values larger than  $7\sigma$  are denoted with downwards facing triangles.

optimal for both. The model-specific *QUAK* search is found to yield the best sensitivity for both signals as expected, reaching the discovery level at significantly lower cross sections than other methods. The sensitivities of the weakly supervised methods are seen to depend nonlinearly on the signal cross section, because the amount of signal present in the data affects the training procedure and therefore the signal selection efficiency.

Interpretability studies are also performed to verify that if a significant excess is seen by an anomaly detection method, its basic properties could be understood. It is found that for discovery-level signal strengths, the substructure properties of the signal, such as the number of prongs and estimates of the masses of the daughter particles, could be determined by comparing the features of the excess events to those of backgrounds. Such a characterization would allow follow-up studies, including dedicated searches targeting signal models matching the excess, to verify its nature.

The anomaly detection methods are also applied to the signal-depleted CR in data. The fitting procedure is performed, and it is verified that the background model described the data well, and no method reported any significant excesses of events.

## 9 Search results and interpretation

Following the validation in simulation and the data CR, the methods are applied to the data SR. For the weakly supervised methods, the training and selection procedures are repeated multiple times to target each of the  $\alpha$  and  $\beta$  SRs. For the *QUAK* method, the selection is repeated targeting each  $m_A$  hypothesis. The fitted dijet invariant mass spectra after a selection from each of the anomaly detection methods are shown in Figs. 3 and 4. Good agreement between the data and background-only fits is observed for all methods. The largest excesses of events seen by the *CATHODE*, *CATHODE-b*, *QUAK*, and *VAE-QR* methods had local significances of 2.2, 2.9, 2.6, and  $2.3\sigma$  at resonance masses of 2.3, 2.3, 4.7, and 4.9 TeV, respectively. The *TNT* and *CWoLa Hunting* methods did not report any excesses of events larger than  $1.5\sigma$ .

Having seen no significant excesses of events in the data, studies are performed to evaluate the sensitivity of the search procedure on a subset of the signal models. These benchmark signal models cover several different combinations of the B and C particle substructure. The considered models are  $X \rightarrow YY' \rightarrow 4q$ ,  $W' \rightarrow B't \rightarrow bZt$ ,  $W_{KK} \rightarrow RW \rightarrow 3W$ , and  $G_{KK} \rightarrow HH \rightarrow 4t$ , which have 2+2, 3+3, 4+2, and 6+6 prongs in the substructure of the B and C particles, respectively. The masses of the Y and Y' particles are set to 170 GeV, while the masses of the B', R, and H are set to 400 GeV.

For each method, the selection efficiency on the benchmark signal models is evaluated. For the weakly supervised methods, the signal efficiency is known to vary based on the amount of signal present in the training data set, and therefore depends strongly on the signal cross section. This dependence necessitated a special procedure to evaluate the efficiency and use it properly in deriving the exclusion limits. The procedure involved injecting signals with various cross sections into the data, and each time performing the full analysis procedure, including the retraining of classifiers, to assess the signal efficiency at the injected cross section. This procedure is described in detail in Appendix B.

The discovery sensitivity of each method for the benchmark signals is then estimated. For each method, the signal cross sections which would have led to an expected  $3\sigma$  and  $5\sigma$  excess are determined. The discovery sensitivities of the anomaly detection methods are compared to those of an inclusive search, and to traditional cutoff-based selections targeting 2-prong and 3-

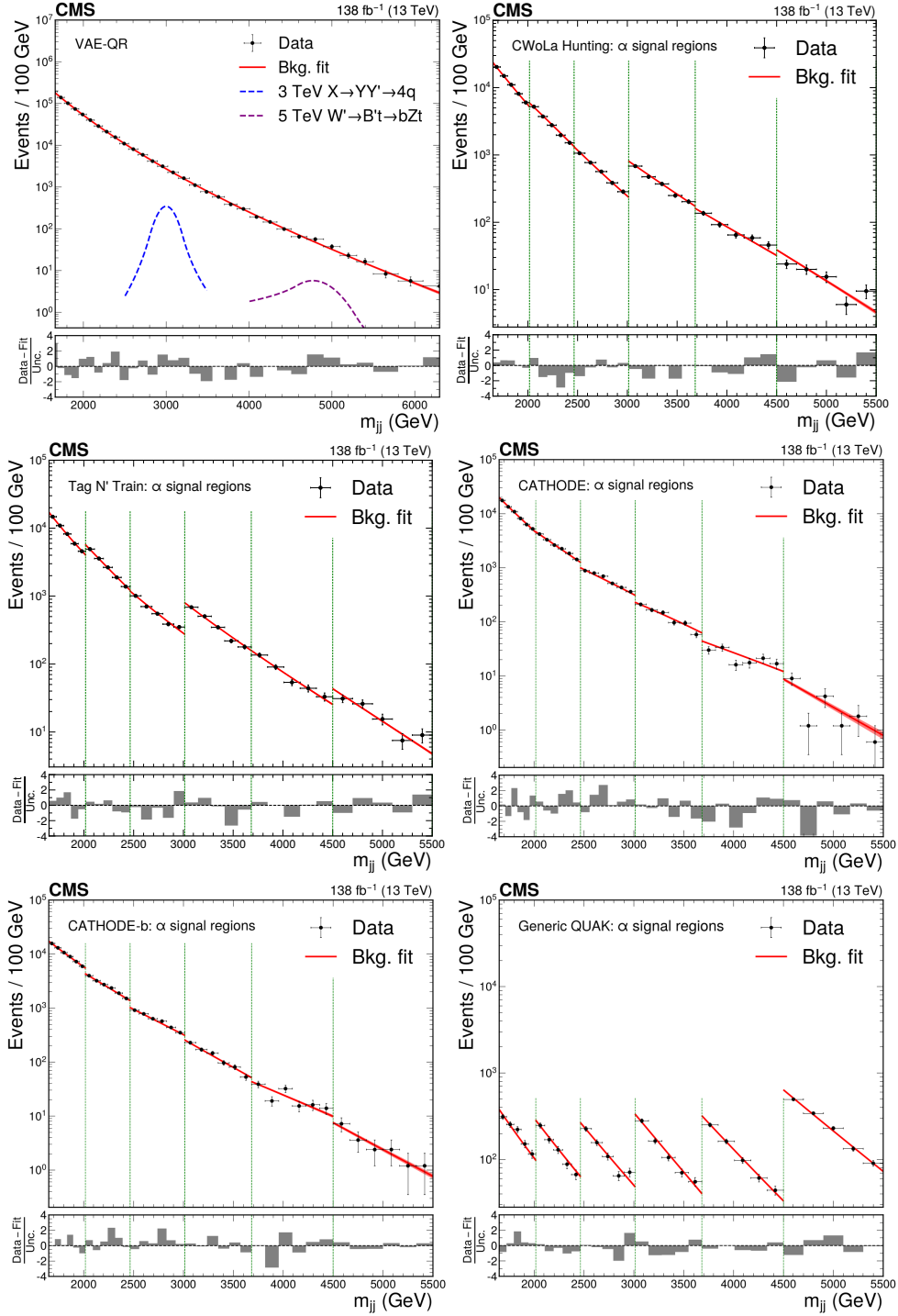


Figure 3: The dijet invariant mass spectrum and resulting background fit to the data for VAE-QR (upper left), CWoLa Hunting (upper right), TNT (middle left), CATHODE (middle right), CATHODE-b (lower left), and QUAK (lower right). The shapes of two benchmark signals are shown for the VAE-QR method; the signal shapes for the other methods are similar. For all methods besides the VAE-QR, separate selections are applied for different signal mass hypotheses and the resulting mass spectra are fit separately. The figures show the fitted and observed dijet mass distribution in the signal window of each selection, which results in a discontinuous distribution. The spectra in the  $\alpha$  signal regions (indicated by the vertical dotted lines) are shown for the weakly supervised methods and a similar selection of signal regions are shown for the QUAK method.



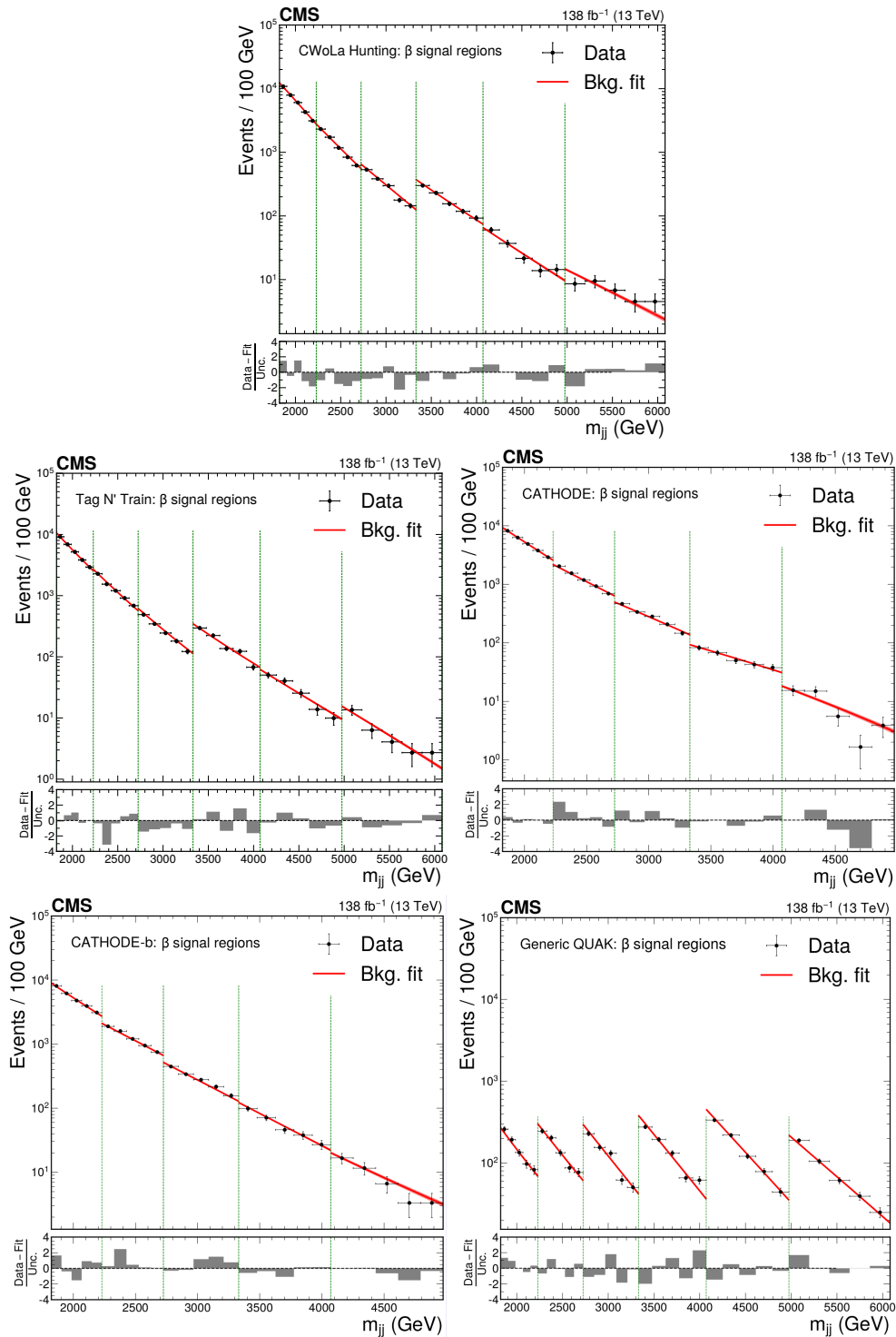


Figure 4: The dijet invariant mass spectrum and resulting background fit to the data for the  $\beta$  signal regions (indicated by the vertical dotted lines) of *CWoLa Hunting* (upper), *TNT* (middle left), *CATHODE* (middle right), *CATHODE-b* (lower left), and a similar selection of signal regions of *QUAK* (lower right). Separate selections are applied for different signal mass hypotheses and the resulting mass spectra are fit separately. The figures therefore show the fitted and observed dijet mass distribution in the signal window of each selection, which results in a discontinuous distribution. The *CATHODE* and *CATHODE-b* methods are not used in the highest mass window of the  $\beta$  signal regions due to the limited number of data events. They therefore have one fewer signal region shown than the other methods.

prong decays. The results are shown in Fig. 5. It is found that the anomaly detection methods outperform the traditional cutoff-based selections for all of the benchmark signals considered, and significantly improve upon the discovery sensitivities of the inclusive search. The largest improvements are seen for the 6+6 prong  $G_{KK} \rightarrow HH \rightarrow 4t$  signal, in which anomaly detection methods are found to reduce the cross section needed for a  $5\sigma$  discovery by a factor of 6.4 (2.9) as compared to the inclusive (3-prong) selection. For every benchmark signal considered, at least one anomaly detection method is able to reach the  $5\sigma$  level at a cross section below, or approximately equal to, the expected  $2\sigma$  upper exclusion limit of the inclusive search.

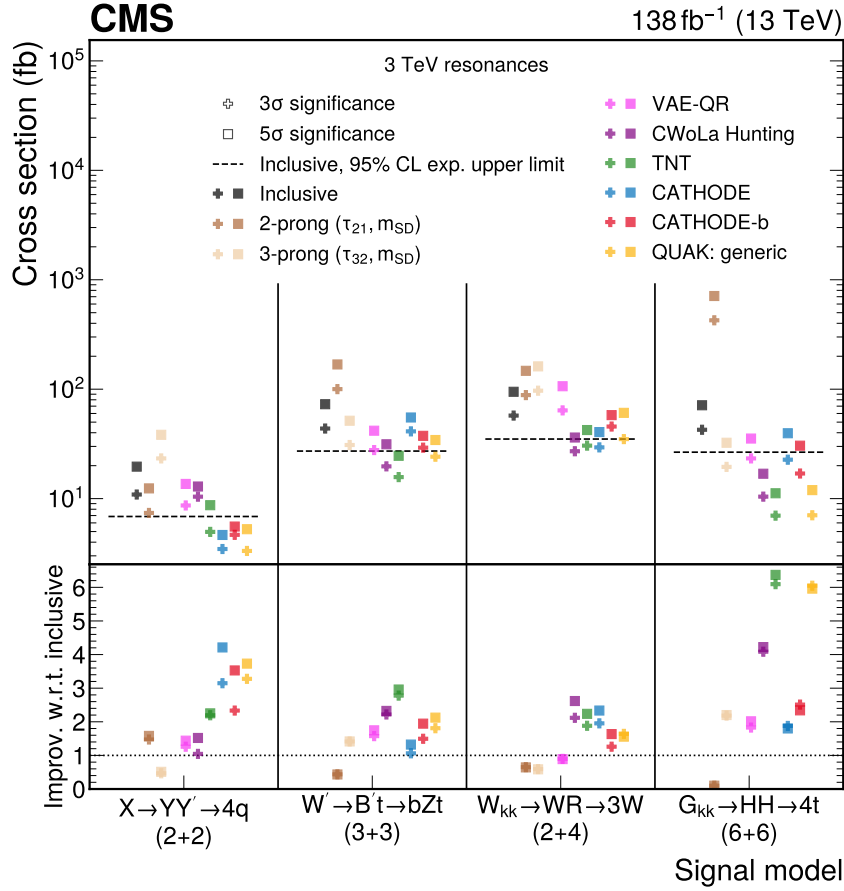


Figure 5: The discovery sensitivity for the process  $A \rightarrow BC$ , using the anomaly detection methods and a comparison to sensitivity of the inclusive search. In all signal processes, the mass of the heavy resonance is set to  $m_A = 3$  TeV. For the BSM daughter particles, the masses of the  $Y$  and  $Y'$  are set to 170 GeV, while the masses of the  $B'$ ,  $R$ , and  $H$  are set to 400 GeV. In the upper panel, for each method, the cross section, which would have led to an expected  $3\sigma$  ( $5\sigma$ ) excess, is shown as a cross (square) marker. Sensitivities from six anomaly detection methods (six colors) are compared to an inclusive dijet search in which no substructure selection is made (black) and traditional substructure selections targeting 2-prong (dark brown) or 3-prong (tan) decays. The expected 95% confidence level upper limits from the inclusive search are also shown in the upper panel as a dashed line. For all signal models at least one anomaly detection method is able to achieve an expected  $5\sigma$  significance at a cross section at or below the upper limit of the inclusive search. Shown in the lower panel is the ratio of the cross section sensitivity from the inclusive search to the corresponding sensitivity for each method.

Exclusion limits on the benchmark signal models are also derived for each anomaly detection method. For the weakly supervised methods, the estimated signal efficiencies used in the limit

setting are derived using the previously mentioned procedure, in which signals with various cross sections are injected into the data and the classifiers are retrained. These efficiencies are used in conjunction with the observed data in the SR to derive exclusion limits.

These exclusion limits are compared to those from an inclusive dijet search, those from the traditional cutoff-based methods, and those from the previous CMS  $W_{\text{KK}} \rightarrow RW \rightarrow 3W$  search in the all-hadronic channel [50], for benchmark signals with resonance masses of 3 and 5 TeV in Fig. 6. It is found that the expected limits of the anomaly detection methods improve upon those of the inclusive search and traditional cutoff-based approaches for all benchmark signals. The largest gains are seen for the  $G_{\text{KK}} \rightarrow HH \rightarrow 4t$  signal, where improvements up to a factor of 7.1 (2.5) are seen when compared to the inclusive (3-prong) selection. Larger gains from the anomaly detection methods are seen for the 3 TeV signals than the 5 TeV signals, because at lower masses the anomaly detection methods employ tighter selections, which more effectively suppress the larger QCD backgrounds. As expected, the previous CMS dedicated  $W_{\text{KK}} \rightarrow RW \rightarrow 3W$  search reports significantly more stringent limits on the  $W_{\text{KK}} \rightarrow RW \rightarrow 3W$  model than the anomaly detection methods.

Numerical limits on all considered signal models, including, but not limited to, the benchmark set, are summarized in Tables 1 and 2. It is found that the anomaly detection methods do not improve with respect to the inclusive search for some signals. Signals in which only one of the two jets has a distinctive signature, such as the  $Q^* \rightarrow qW' \rightarrow 3q$  signal or the  $X \rightarrow YY' \rightarrow 4q$  mass points that feature very light daughter masses, are found to be difficult for the anomaly detection methods. This is likely because for these signals one of the two jets originates from a single parton, or lacks sufficient jet substructure to be distinguished from a single parton, which makes signal discrimination more challenging. For the  $X \rightarrow YY' \rightarrow 4q$  signal, this occurs because light daughters are extremely boosted, making the 2-prong structure look similar to a single prong. For example, for a 25 GeV daughter from a 3 TeV resonance, the typical separation  $\Delta R$  between the two quarks is only  $\sim 0.03$ .

It is important to mention that these benchmark signals are included in the signal prior of the generic *QUAK* method. In contrast, they are not used by the other methods, except in the procedure used to evaluate the signal efficiency. It is found that when removing a given signal from the prior of the generic *QUAK* method, the sensitivity to that signal degraded by  $\sim 30\%$ . The results from the other methods may therefore generalize better to untested signals than the results of the generic *QUAK* search.

Except for  $W_{\text{KK}} \rightarrow RW \rightarrow 3W$ , none of the signals considered have been previously covered by dedicated searches in the mass range considered in this analysis, making the limits reported here the first of their kind. This broad range of unique exploration is made possible by the combination of flexibility and sensitivity within the anomaly detection approach. Though it does not achieve the same sensitivity to an individual model as a dedicated search, anomaly detection offers enhanced sensitivity to a much larger class of models.

Improvements in the upper limits and discovery potential, for the best performing anomaly detection method on each signal, are summarized in Table 3. The *VAE-QR* method is found to improve the exclusion limits more than the discovery potential. This is due to the advantage of the multicategory approach, which is used only in the limit setting, when the relative yields of the considered signal model in each category are known, and is not used in the model-agnostic search. In contrast, the weakly supervised methods are found to improve the discovery sensitivity more than they improved the limits, because their signal efficiency continues to improve with the higher signal cross sections necessary for discovery. Overall, the anomaly detection methods are seen to improve the discovery sensitivity of all benchmark signals by at least a

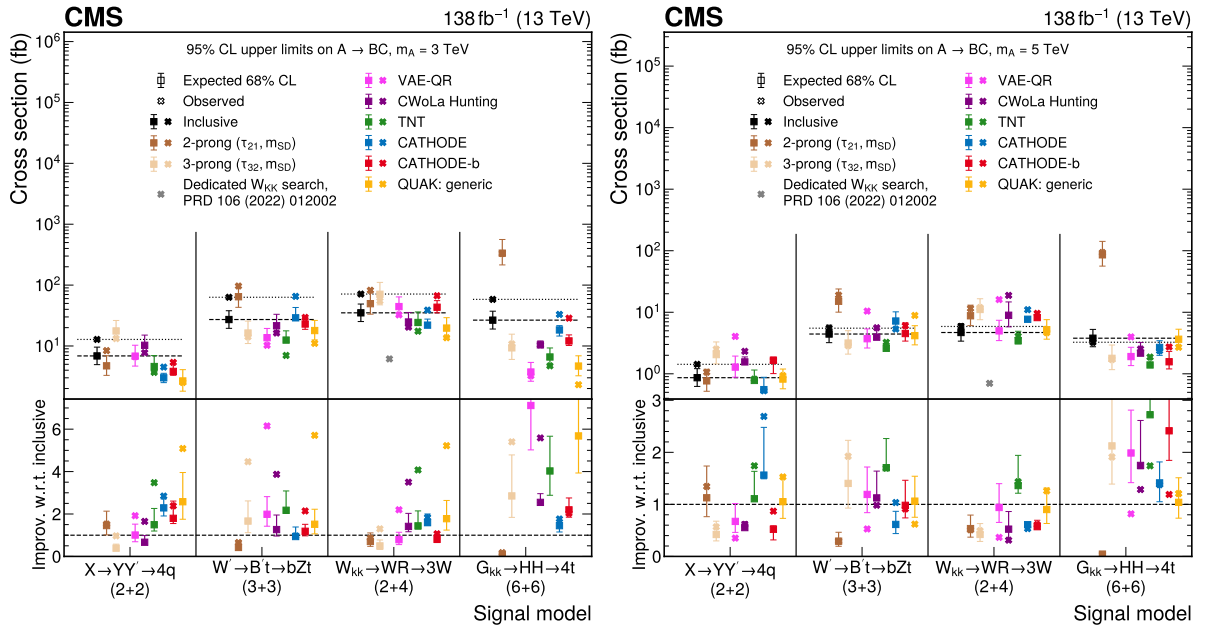


Figure 6: The upper limit at 95% confidence level on the cross section for the process  $A \rightarrow BC$ , is shown for each search method applied to a variety of signal models. For a resonance mass  $m_A = 3$  TeV (upper) and  $m_A = 5$  TeV (lower), we show for each signal model (columns), and search method (all colors), the observed limits (crosses), expected limits (squares), and their 68% expected central intervals (error bars). For the BSM daughter particles, the masses of the  $Y$  and  $Y'$  are set to 170 GeV, while the masses of the  $B'$ ,  $R$ , and  $H$  are set to 400 GeV. Limits from the anomaly detection methods (six colors) are compared to those from an inclusive dijet search in which no substructure selection is made (black markers and horizontal lines), traditional substructure selections targeting 2-prong (dark brown) or 3-prong decays (tan), and the observed limit from a previous CMS search [50] for the  $W_{KK} \rightarrow RW \rightarrow 3W$  model in the all-hadronic channel (gray).

Table 1: Limits on additional signal models and daughter mass combinations for a 3 TeV resonance mass. For each signal, the expected and observed 95% CL upper limits on the signal cross section from the best performing anomaly detection method are reported. The expected limit from the anomaly detection method is also compared to the expected limit of the inclusive search to quantify the improvement. For some signals the anomaly detection methods do not improve with respect to the inclusive search. This is indicated by an improvement factor less than one.

Model $A \rightarrow BC$ ( $m_A = 3 \text{ TeV}$ )	Daughter masses (GeV)	Method	Exp. (Obs.) limit (fb)	Improv. factor w.r.t. inclusive
$Q^* \rightarrow qW' \rightarrow 3q$	25	<i>CWoLa Hunting</i>	61.1 (30.1)	0.3
	80	<i>CATHODE</i>	46.2 (76.3)	0.4
	170	<i>CATHODE</i>	48.7 (86.3)	0.4
	400	<i>CWoLa Hunting</i>	45.8 (24.3)	0.5
$X \rightarrow YY' \rightarrow 4q$	25, 25	<i>CATHODE</i>	7.4 (9.7)	0.9
	25, 80	<i>CATHODE</i>	5.9 (8.2)	1.2
	25, 170	<i>CATHODE</i>	8.3 (9.7)	0.8
	25, 400	<i>VAE-QR</i>	13.6 (12.5)	0.6
	80, 80	<i>CATHODE</i>	3.2 (4.3)	2.1
	80, 170	<i>CATHODE</i>	4.5 (6.0)	1.5
	80, 400	<i>CATHODE</i>	4.6 (6.0)	1.6
	170, 170	<i>QUAK</i>	2.7 (2.5)	2.6
	170, 400	<i>CATHODE</i>	4.3 (5.8)	1.7
400, 400	<i>VAE-QR</i>	2.1 (1.9)	4.2	
$W' \rightarrow B't \rightarrow bZt$	25	<i>TNT</i>	22.6 (13.9)	1.7
	80	<i>TNT</i>	18.2 (11.3)	1.9
	170	<i>TNT</i>	12.2 (7.3)	2.1
	400	<i>TNT</i>	12.5 (7.0)	2.2
$W_{KK} \rightarrow RW \rightarrow 3W$	170	<i>TNT</i>	22.1 (15.2)	1.6
	400	<i>QUAK</i>	19.7 (13.7)	1.8
$Z' \rightarrow T'T' \rightarrow tZtZ$	400	<i>TNT</i>	39.1 (23.3)	3.5
$G_{KK} \rightarrow HH \rightarrow 4t$	400	<i>VAE-QR</i>	3.7 (3.2)	7.1

factor of 2.1 (2.6) compared to a dijet search with (without) the use of jet substructure information. This illustrates the potential of anomaly detection methods to discover signals that may otherwise be missed, and highlights their complementarity to dijet searches that do use jet substructure information, those that do not, as well as dedicated searches.

## 10 Summary

To summarize, we have presented a model-agnostic search for new resonances in the dijet final state. The search is based on  $138 \text{ fb}^{-1}$  of data collected at  $\sqrt{s} = 13 \text{ TeV}$  by the CMS experiment. Five separate anomaly detection methods were employed to improve sensitivity to signals that produce jets with substructure distinct from that of QCD multijet events. No significant excesses of events were observed by any of the methods. The performance of the anomaly detection techniques was illustrated on a set of benchmark narrow-resonance signals covering a wide range of substructure signatures. It was found that the anomaly detection methods improved the discovery sensitivity and expected limits on the benchmark signals. The anomaly detection methods were shown to enhance the sensitivity by larger factors, and on a much

Table 2: Limits on additional signal models and daughter mass combinations for a 5 TeV resonance mass. For each signal, the expected and observed 95% CL upper limits on the signal cross section from the best performing anomaly detection method are reported. The expected limit from the anomaly detection method is also compared to the expected limit of the inclusive search to quantify the improvement. For some signals the anomaly detection methods do not improve with respect to the inclusive search. This is indicated by an improvement factor less than one.

Model $A \rightarrow BC$ ( $m_A = 5 \text{ TeV}$ )	Daughter masses (GeV)	Method	Exp. (Obs.) limit (fb)	Improv. factor w.r.t. inclusive
$Q^* \rightarrow qW' \rightarrow 3q$	25	<i>QUAK</i>	3.5 (3.1)	0.7
	80	<i>QUAK</i>	3.2 (2.8)	0.8
	170	<i>QUAK</i>	3.3 (3.6)	0.8
	400	<i>CATHODE</i>	3.7 (3.6)	0.7
$X \rightarrow YY' \rightarrow 4q$	25, 25	<i>QUAK</i>	1.7 (1.6)	0.5
	25, 80	<i>QUAK</i>	1.3 (1.3)	0.7
	25, 170	<i>QUAK</i>	1.1 (1.1)	0.8
	25, 400	<i>VAE-QR</i>	1.0 (3.4)	0.9
	80, 80	<i>TNT</i>	1.1 (1.2)	0.8
	80, 170	<i>QUAK</i>	0.9 (1.0)	0.9
	80, 400	<i>VAE-QR</i>	0.9 (3.0)	0.9
	170, 170	<i>CATHODE</i>	0.6 (0.5)	1.6
	170, 400	<i>CATHODE</i>	0.7 (0.6)	1.3
	400, 400	<i>CATHODE</i>	0.4 (0.3)	2.4
$W' \rightarrow B't \rightarrow bZt$	25	<i>TNT</i>	3.6 (5.2)	1.6
	80	<i>TNT</i>	3.5 (5.0)	1.6
	170	<i>TNT</i>	2.5 (3.4)	1.9
	400	<i>TNT</i>	2.6 (3.2)	1.7
$W_{KK} \rightarrow RW \rightarrow 3W$	170	<i>TNT</i>	4.4 (5.9)	1.2
	400	<i>TNT</i>	3.4 (4.1)	1.4
$G_{KK} \rightarrow HH \rightarrow 4t$	400	<i>TNT</i>	1.4 (1.9)	2.7

wider class of models, than traditional cutoff-based substructure selections, but fell short of the sensitivity of a dedicated model-specific search.

The performance of the anomaly detection methods on a diverse set of benchmark models demonstrates the sensitivity of the employed techniques to a wide class of dijet resonances that have substructure and fall within the considered mass range. By construction, these approaches have sensitivity to an even broader class of models than the specific benchmarks studied. The anomaly detection methods employed in this search represent a significant step forward in the search for new particles at the LHC in a model-agnostic fashion. Further development and deployment of these techniques will play a crucial role in maximizing the discovery potential of LHC data.

## Acknowledgments

We congratulate our colleagues in the CERN accelerator departments for the excellent performance of the LHC and thank the technical and administrative staffs at CERN and at other

Table 3: For the  $A \rightarrow BC$  searches, the sensitivity improvement of the anomaly detection methods with respect to the best performing comparison method. The considered comparison methods are the inclusive search, 2-prong targeted selection, and 3-prong targeted selection. The fourth and fifth columns list, for each signal model, improvement factors on the exclusion limit for the best performing anomaly detection method for signals at masses of  $m_A = 3$  and 5 TeV, respectively. This is quantified as the ratio of the expected upper limit on the production cross section obtained by the anomaly detection method as compared to that of the inclusive search. The sixth column lists the improvement factor on the  $5\sigma$  discovery potential for the best performing anomaly detection method for each signal at  $m_A = 3$  TeV. This is quantified as the ratio of the cross section that would have led to a  $5\sigma$  excess for the comparison method as compared to that of the anomaly detection method.

Prongs	Process $A \rightarrow BC$	Comparison method	Improvement factors in expected sensitivities		
			95% CL limit $m_A = 3$ TeV	95% CL limit $m_A = 5$ TeV	$5\sigma$ discovery $m_A = 3$ TeV
2+2	$X \rightarrow YY' \rightarrow 4q$	2-prong ( $\tau_{21}, m_{SD}$ )	1.8 ( <i>QUAK</i> )	1.4 ( <i>CATHODE</i> )	2.9 ( <i>CATHODE</i> )
3+3	$W' \rightarrow B't \rightarrow bZt$	3-prong ( $\tau_{32}, m_{SD}$ )	1.3 ( <i>TNT</i> )	1.2 ( <i>TNT</i> )	2.1 ( <i>TNT</i> )
4+2	$W_{KK} \rightarrow RW \rightarrow 3W$	Inclusive	1.5 ( <i>CWoLa Hunting</i> )	1.4 ( <i>TNT</i> )	2.6 ( <i>CWoLa Hunting</i> )
6+6	$G_{KK} \rightarrow HH \rightarrow 4t$	3-prong ( $\tau_{32}, m_{SD}$ )	2.5 ( <i>VAE-QR</i> )	1.3 ( <i>TNT</i> )	2.9 ( <i>TNT</i> )

CMS institutes for their contributions to the success of the CMS effort. In addition, we gratefully acknowledge the computing centers and personnel of the Worldwide LHC Computing Grid and other centers for delivering so effectively the computing infrastructure essential to our analyses. Finally, we acknowledge the enduring support for the construction and operation of the LHC, the CMS detector, and the supporting computing infrastructure provided by the following funding agencies: SC (Armenia), BMBWF and FWF (Austria); FNRS and FWO (Belgium); CNPq, CAPES, FAPERJ, FAPERGS, and FAPESP (Brazil); MES and BNSF (Bulgaria); CERN; CAS, MoST, and NSFC (China); MINCIENCIAS (Colombia); MSES and CSF (Croatia); RIF (Cyprus); SENESCYT (Ecuador); ERC PRG, RVTT3 and MoER TK202 (Estonia); Academy of Finland, MEC, and HIP (Finland); CEA and CNRS/IN2P3 (France); SRNSF (Georgia); BMBF, DFG, and HGF (Germany); GSRI (Greece); NKFIH (Hungary); DAE and DST (India); IPM (Iran); SFI (Ireland); INFN (Italy); MSIP and NRF (Republic of Korea); MES (Latvia); LMTLT (Lithuania); MOE and UM (Malaysia); BUAP, CINVESTAV, CONACYT, LNS, SEP, and UASLP-FAI (Mexico); MOS (Montenegro); MBIE (New Zealand); PAEC (Pakistan); MES and NSC (Poland); FCT (Portugal); MESTD (Serbia); MCIN/AEI and PCTI (Spain); MOSTR (Sri Lanka); Swiss Funding Agencies (Switzerland); MST (Taipei); MHESI and NSTDA (Thailand); TUBITAK and TENMAK (Turkey); NASU (Ukraine); STFC (United Kingdom); DOE and NSF (USA).

Individuals have received support from the Marie-Curie program and the European Research Council and Horizon 2020 Grant, contract Nos. 675440, 724704, 752730, 758316, 765710, 824093, 101115353, 101002207, and COST Action CA16108 (European Union); the Leventis Foundation; the Alfred P. Sloan Foundation; the Alexander von Humboldt Foundation; the Science Committee, project no. 22rl-037 (Armenia); the Belgian Federal Science Policy Office; the Fonds pour la Formation à la Recherche dans l'Industrie et dans l'Agriculture (FRIA-Belgium); the F.R.S.-FNRS and FWO (Belgium) under the "Excellence of Science – EOS" – be.h project n. 30820817; the Beijing Municipal Science & Technology Commission, No. Z191100007219010 and Fundamental Research Funds for the Central Universities (China); the Ministry of Education, Youth and Sports (MEYS) of the Czech Republic; the Shota Rustaveli National Science Foundation, grant FR-22-985 (Georgia); the Deutsche Forschungsgemeinschaft (DFG), among others, under Germany's Excellence Strategy – EXC 2121 "Quantum Universe" – 390833306, and under project number 400140256 - GRK2497; the Hellenic Foundation for Research and

Innovation (HFRI), Project Number 2288 (Greece); the Hungarian Academy of Sciences, the New National Excellence Program - ÚNKP, the NKFIH research grants K 131991, K 133046, K 138136, K 143460, K 143477, K 146913, K 146914, K 147048, 2020-2.2.1-ED-2021-00181, TKP2021-NKTA-64, and 2021-4.1.2-NEMZ\_KI (Hungary); the Council of Science and Industrial Research, India; ICSC – National Research Center for High Performance Computing, Big Data and Quantum Computing and FAIR – Future Artificial Intelligence Research, funded by the NextGenerationEU program (Italy); the Latvian Council of Science; the Ministry of Education and Science, project no. 2022/WK/14, and the National Science Center, contracts Opus 2021/41/B/ST2/01369 and 2021/43/B/ST2/01552 (Poland); the Fundação para a Ciência e a Tecnologia, grant CEECIND/01334/2018 (Portugal); the National Priorities Research Program by Qatar National Research Fund; MCIN/AEI/10.13039/501100011033, ERDF “a way of making Europe”, and the Programa Estatal de Fomento de la Investigación Científica y Técnica de Excelencia María de Maeztu, grant MDM-2017-0765 and Programa Severo Ochoa del Principado de Asturias (Spain); the Chulalongkorn Academic into Its 2nd Century Project Advancement Project, and the National Science, Research and Innovation Fund via the Program Management Unit for Human Resources & Institutional Development, Research and Innovation, grant B39G670016 (Thailand); the Kavli Foundation; the Nvidia Corporation; the SuperMicro Corporation; the Welch Foundation, contract C-1845; and the Weston Havens Foundation (USA).

## References

- [1] UA1 Collaboration, “Two-jet mass distributions at the CERN proton-antiproton collider”, *Phys. Lett. B* **209** (1988) 127, doi:10.1016/0370-2693(88)91843-6.
- [2] UA2 Collaboration, “A measurement of two-jet decays of the W and Z bosons at the CERN  $p\bar{p}$  collider”, *Z Phys. C* **49** (1991) 17, doi:10.1007/BF01570793.
- [3] CDF Collaboration, “Two-jet invariant-mass distribution at  $\sqrt{s} = 1.8$  TeV”, *Phys. Rev. D* **41** (1990) 1722, doi:10.1103/PhysRevD.41.1722.
- [4] D0 Collaboration, “Search for new particles in the two jet decay channel with the D0 detector”, *Phys. Rev. D* **69** (2004) 111101, doi:10.1103/PhysRevD.69.111101, arXiv:hep-ex/0308033.
- [5] ATLAS Collaboration, “Search for new particles in two-jet final states in 7 TeV proton-proton collisions with the ATLAS detector at the LHC”, *Phys. Rev. Lett.* **105** (2010) 161801, doi:10.1103/PhysRevLett.105.161801, arXiv:1008.2461.
- [6] ATLAS Collaboration, “Search for new phenomena in dijet mass and angular distributions from  $pp$  collisions at  $\sqrt{s} = 13$  TeV with the ATLAS detector”, *Phys. Lett. B* **754** (2016) 302, doi:10.1016/j.physletb.2016.01.032, arXiv:1512.01530.
- [7] CMS Collaboration, “Search for dijet resonances in 7 TeV  $pp$  collisions at CMS”, *Phys. Rev. Lett.* **105** (2010) 211801, doi:10.1103/PhysRevLett.105.211801, arXiv:1010.0203.
- [8] CMS Collaboration, “Search for high mass dijet resonances with a new background prediction method in proton-proton collisions at  $\sqrt{s} = 13$  TeV”, *JHEP* **05** (2020) 033, doi:10.1007/JHEP05(2020)033, arXiv:1911.03947.



- [9] ATLAS Collaboration, “Combination of searches for heavy resonances decaying into bosonic and leptonic final states using  $36 \text{ fb}^{-1}$  of proton-proton collision data at  $\sqrt{s} = 13 \text{ TeV}$  with the ATLAS detector”, *Phys. Rev. D* **98** (2018) 052008, doi:10.1103/PhysRevD.98.052008, arXiv:1808.02380.
- [10] CMS Collaboration, “A multi-dimensional search for new heavy resonances decaying to boosted WW, WZ, or ZZ boson pairs in the dijet final state at 13 TeV”, *Eur. Phys. J. C* **80** (2020) 237, doi:10.1140/epjc/s10052-020-7773-5, arXiv:1906.05977.
- [11] CMS Collaboration, “Search for new heavy resonances decaying to WW, WZ, ZZ, WH, or ZH boson pairs in the all-jets final state in proton-proton collisions at  $\sqrt{s} = 13 \text{ TeV}$ ”, *Phys. Lett. B* **844** (2023) 137813, doi:10.1016/j.physletb.2023.137813, arXiv:2210.00043.
- [12] ATLAS Collaboration, “Search for resonant pair production of Higgs bosons in the  $b\bar{b}b\bar{b}$  final state using  $pp$  collisions at  $\sqrt{s} = 13 \text{ TeV}$  with the ATLAS detector”, *Phys. Rev. D* **105** (2022) 092002, doi:10.1103/PhysRevD.105.092002, arXiv:2202.07288.
- [13] CMS Collaboration, “Search for resonant pair production of Higgs bosons decaying to bottom quark-antiquark pairs in proton-proton collisions at 13 TeV”, *JHEP* **08** (2018) 152, doi:10.1007/JHEP08(2018)152, arXiv:1806.03548.
- [14] ATLAS Collaboration, “Search for low-mass resonances decaying into two jets and produced in association with a photon using  $pp$  collisions at  $\sqrt{s} = 13 \text{ TeV}$  with the ATLAS detector”, *Phys. Lett. B* **795** (2019) 56, doi:10.1016/j.physletb.2019.03.067, arXiv:1901.10917.
- [15] ATLAS Collaboration, “Search for resonances in the mass distribution of jet pairs with one or two jets identified as  $b$ -jets in proton-proton collisions at  $\sqrt{s} = 13 \text{ TeV}$  with the ATLAS detector”, *Phys. Rev. D* **98** (2018) 032016, doi:10.1103/PhysRevD.98.032016, arXiv:1805.09299.
- [16] CMS Collaboration, “Search for low-mass resonances decaying into bottom quark-antiquark pairs in proton-proton collisions at  $\sqrt{s} = 13 \text{ TeV}$ ”, *Phys. Rev. D* **99** (2019) 012005, doi:10.1103/PhysRevD.99.012005, arXiv:1810.11822.
- [17] CMS Collaboration, “Search for narrow resonances in the  $b$ -tagged dijet mass spectrum in proton-proton collisions at  $\sqrt{s} = 13 \text{ TeV}$ ”, *Phys. Rev. D* **108** (2023) 012009, doi:10.1103/PhysRevD.108.012009, arXiv:2205.01835.
- [18] ATLAS Collaboration, “Search for heavy particles decaying into a top-quark pair in the fully hadronic final state in  $pp$  collisions at  $\sqrt{s} = 13 \text{ TeV}$  with the ATLAS detector”, *Phys. Rev. D* **99** (2019) 092004, doi:10.1103/PhysRevD.99.092004, arXiv:1902.10077.
- [19] CMS Collaboration, “Search for  $t\bar{t}$  resonances in highly boosted lepton+jets and fully hadronic final states in proton-proton collisions at  $\sqrt{s} = 13 \text{ TeV}$ ”, *JHEP* **07** (2017) 001, doi:10.1007/JHEP07(2017)001, arXiv:1704.03366.
- [20] CMS Collaboration, “Search for resonant  $t\bar{t}$  production in proton-proton collisions at  $\sqrt{s} = 13 \text{ TeV}$ ”, *JHEP* **04** (2019) 031, doi:10.1007/JHEP04(2019)031, arXiv:1810.05905.

- 
- [21] G. Kasieczka et al., “The LHC olympics 2020: A community challenge for anomaly detection in high energy physics”, *Rept. Prog. Phys.* **84** (2021) 124201, doi:10.1088/1361-6633/ac36b9, arXiv:2101.08320.
- [22] ATLAS Collaboration, “Dijet resonance search with weak supervision using  $\sqrt{s} = 13$  TeV  $pp$  collisions in the ATLAS detector”, *Phys. Rev. Lett.* **125** (2020) 131801, doi:10.1103/PhysRevLett.125.131801, arXiv:2005.02983.
- [23] ATLAS Collaboration, “Anomaly detection search for new resonances decaying into a Higgs boson and a generic new particle  $X$  in hadronic final states using  $\sqrt{s} = 13$  TeV  $pp$  collisions with the ATLAS detector”, *Phys. Rev. D* **108** (2023) 052009, doi:10.1103/PhysRevD.108.052009, arXiv:2306.03637.
- [24] ATLAS Collaboration, “Search for new phenomena in two-body invariant mass distributions using unsupervised machine learning for anomaly detection at  $\sqrt{s} = 13$  TeV with the ATLAS detector”, *Phys. Rev. Lett.* **132** (2024) 081801, doi:10.1103/PhysRevLett.132.081801, arXiv:2307.01612.
- [25] CMS Collaboration, “The CMS experiment at the CERN LHC”, *JINST* **3** (2008) S08004, doi:10.1088/1748-0221/3/08/S08004.
- [26] CMS Collaboration, “Development of the CMS detector for the CERN LHC Run 3”, *JINST* **19** (2024) P05064, doi:10.1088/1748-0221/19/05/P05064, arXiv:2309.05466.
- [27] CMS Collaboration, “Precision luminosity measurement in proton-proton collisions at  $\sqrt{s} = 13$  TeV in 2015 and 2016 at CMS”, *Eur. Phys. J. C* **81** (2021) 800, doi:10.1140/epjc/s10052-021-09538-2, arXiv:2104.01927.
- [28] CMS Collaboration, “CMS luminosity measurement for the 2017 data-taking period at  $\sqrt{s} = 13$  TeV”, CMS Physics Analysis Summary CMS-PAS-LUM-17-004, 2018.
- [29] CMS Collaboration, “CMS luminosity measurement for the 2018 data-taking period at  $\sqrt{s} = 13$  TeV”, CMS Physics Analysis Summary CMS-PAS-LUM-18-002, 2019.
- [30] HEPData record for this analysis, 2024. doi:10.17182/hepdata.156054.
- [31] CMS Collaboration, “Performance of the CMS Level-1 trigger in proton-proton collisions at  $\sqrt{s} = 13$  TeV”, *JINST* **15** (2020) P10017, doi:10.1088/1748-0221/15/10/P10017, arXiv:2006.10165.
- [32] CMS Collaboration, “The CMS trigger system”, *JINST* **12** (2017) P01020, doi:10.1088/1748-0221/12/01/P01020, arXiv:1609.02366.
- [33] CMS Collaboration, “Technical proposal for the Phase-II upgrade of the Compact Muon Solenoid”, CMS Technical Proposal CERN-LHCC-2015-010, CMS-TDR-15-02, 2015.
- [34] CMS Collaboration, “Particle-flow reconstruction and global event description with the CMS detector”, *JINST* **12** (2017) P10003, doi:10.1088/1748-0221/12/10/P10003, arXiv:1706.04965.
- [35] M. Cacciari, G. P. Salam, and G. Soyez, “The anti- $k_T$  jet clustering algorithm”, *JHEP* **04** (2008) 063, doi:10.1088/1126-6708/2008/04/063, arXiv:0802.1189.

- [36] M. Cacciari, G. P. Salam, and G. Soyez, “FastJet user manual”, *Eur. Phys. J. C* **72** (2012) 1896, doi:10.1140/epjc/s10052-012-1896-2, arXiv:1111.6097.
- [37] CMS Collaboration, “Pileup mitigation at CMS in 13 TeV data”, *JINST* **15** (2020) P09018, doi:10.1088/1748-0221/15/09/p09018, arXiv:2003.00503.
- [38] D. Bertolini, P. Harris, M. Low, and N. Tran, “Pileup per particle identification”, *JHEP* **10** (2014) 059, doi:10.1007/JHEP10(2014)059, arXiv:1407.6013.
- [39] CMS Collaboration, “Jet energy scale and resolution in the CMS experiment in pp collisions at 8 TeV”, *JINST* **12** (2017) P02014, doi:10.1088/1748-0221/12/02/P02014, arXiv:1607.03663.
- [40] U. Baur, I. Hinchliffe, and D. Zeppenfeld, “Excited quark production at hadron colliders”, *Int. J. Mod. Phys. A* **2** (1987) 1285, doi:10.1142/S0217751X87000661.
- [41] U. Baur, M. Spira, and P. M. Zerwas, “Excited quark and lepton production at hadron colliders”, *Phys. Rev. D* **42** (1990) 815, doi:10.1103/PhysRevD.42.815.
- [42] D. Barducci et al., “Exploring Drell-Yan signals from the 4D composite higgs model at the LHC”, *JHEP* **04** (2013) 152, doi:10.1007/JHEP04(2013)152, arXiv:1210.2927.
- [43] K. Agashe, P. Du, S. Hong, and R. Sundrum, “Flavor universal resonances and warped gravity”, *JHEP* **01** (2017) 016, doi:10.1007/JHEP01(2017)016, arXiv:1608.00526.
- [44] K. Agashe et al., “Dedicated strategies for triboson signals from cascade decays of vector resonances”, *Phys. Rev. D* **99** (2019) 075016, doi:10.1103/PhysRevD.99.075016, arXiv:1711.09920.
- [45] Y. Okada and L. Panizzi, “LHC signatures of vector-like quarks”, *Adv. High Energy Phys.* **2013** (2013) 364936, doi:10.1155/2013/364936, arXiv:1207.5607.
- [46] M. Buchkremer, G. Cacciapaglia, A. Deandrea, and L. Panizzi, “Model independent framework for searches of top partners”, *Nucl. Phys. B* **876** (2013) 376, doi:10.1016/j.nuclphysb.2013.08.010, arXiv:1305.4172.
- [47] A. Carvalho, “Gravity particles from warped extra dimensions, predictions for LHC”, 2014. arXiv:1404.0102.
- [48] CMS Collaboration, “Search for a  $W'$  boson decaying to a vector-like quark and a top or bottom quark in the all-jets final state at  $\sqrt{s} = 13$  TeV”, *JHEP* **09** (2022) 088, doi:10.1007/JHEP09(2022)088, arXiv:2202.12988.
- [49] CMS Collaboration, “Search for resonances decaying to three W bosons in proton-proton collisions at  $\sqrt{s} = 13$  TeV”, *Phys. Rev. Lett.* **129** (2022) 021802, doi:10.1103/PhysRevLett.129.021802, arXiv:2201.08476.
- [50] CMS Collaboration, “Search for resonances decaying to three W bosons in the hadronic final state in proton-proton collisions at  $\sqrt{s} = 13$  TeV”, *Phys. Rev. D* **106** (2022) 012002, doi:10.1103/PhysRevD.106.012002, arXiv:2112.13090.
- [51] J. Alwall et al., “The automated computation of tree-level and next-to-leading order differential cross sections, and their matching to parton shower simulations”, *JHEP* **07** (2014) 079, doi:10.1007/JHEP07(2014)079, arXiv:1405.0301.

- [52] R. D. Ball et al., “A first unbiased global NLO determination of parton distributions and their uncertainties”, *Nucl. Phys. B* **838** (2010) 136, doi:10.1016/j.nuclphysb.2010.05.008, arXiv:1002.4407.
- [53] NNPDF Collaboration, “Parton distributions for the LHC Run II”, *JHEP* **04** (2015) 040, doi:10.1007/JHEP04(2015)040, arXiv:1410.8849.
- [54] NNPDF Collaboration, “Parton distributions from high-precision collider data”, *Eur. Phys. J. C* **77** (2017) 663, doi:10.1140/epjc/s10052-017-5199-5, arXiv:1706.00428.
- [55] T. Sjöstrand et al., “An introduction to PYTHIA 8.2”, *Comput. Phys. Commun.* **191** (2015) 159, doi:10.1016/j.cpc.2015.01.024, arXiv:1410.3012.
- [56] CMS Collaboration, “Extraction and validation of a new set of CMS PYTHIA8 tunes from underlying-event measurements”, *Eur. Phys. J. C* **80** (2020) 4, doi:10.1140/epjc/s10052-019-7499-4, arXiv:1903.12179.
- [57] P. Nason, “A new method for combining NLO QCD with shower Monte Carlo algorithms”, *JHEP* **11** (2004) 040, doi:10.1088/1126-6708/2004/11/040, arXiv:hep-ph/0409146.
- [58] S. Frixione, P. Nason, and G. Ridolfi, “A positive-weight next-to-leading-order Monte Carlo for heavy flavour hadroproduction”, *JHEP* **09** (2007) 126, doi:10.1088/1126-6708/2007/09/126, arXiv:0707.3088.
- [59] S. Alioli, P. Nason, C. Oleari, and E. Re, “A general framework for implementing NLO calculations in shower Monte Carlo programs: the POWHEG BOX”, *JHEP* **06** (2010) 043, doi:10.1007/JHEP06(2010)043, arXiv:1002.2581.
- [60] J. Alwall et al., “Comparative study of various algorithms for the merging of parton showers and matrix elements in hadronic collisions”, *Eur. Phys. J. C* **53** (2008) 473, doi:10.1140/epjc/s10052-007-0490-5, arXiv:0706.2569.
- [61] D. P. Kingma and M. Welling, “Auto-encoding variational Bayes”, in *Proc. 2nd Int. Conf. on Learning Representations*. 2014. arXiv:1312.6114.
- [62] Y. L. Dokshitzer, G. D. Leder, S. Moretti, and B. R. Webber, “Better jet clustering algorithms”, *JHEP* **08** (1997) 001, doi:10.1088/1126-6708/1997/08/001, arXiv:hep-ph/9707323.
- [63] K. A. Woźniak et al., “New physics agnostic selections for new physics searches”, *EPJ Web Conf.* **245** (2020) 06039, doi:10.1051/epjconf/202024506039.
- [64] E. M. Metodiev, B. Nachman, and J. Thaler, “Classification without labels: Learning from mixed samples in high energy physics”, *JHEP* **10** (2017) 174, doi:10.1007/JHEP10(2017)174, arXiv:1708.02949.
- [65] J. H. Collins, K. Howe, and B. Nachman, “Extending the search for new resonances with machine learning”, *Phys. Rev. D* **99** (2019) 014038, doi:10.1103/PhysRevD.99.014038, arXiv:1902.02634.
- [66] O. Amram and C. M. Suarez, “Tag N’ Train: A technique to train improved classifiers on unlabeled data”, *JHEP* **01** (2021) 153, doi:10.1007/JHEP01(2021)153, arXiv:2002.12376.

- [67] A. Hallin et al., “Classifying anomalies through outer density estimation”, *Phys. Rev. D* **106** (2022) 055006, doi:10.1103/PhysRevD.106.055006, arXiv:2109.00546.
- [68] A. J. Larkoski, S. Marzani, G. Soyez, and J. Thaler, “Soft drop”, *JHEP* **05** (2014) 146, doi:10.1007/JHEP05(2014)146, arXiv:1402.2657.
- [69] J. Thaler and K. Van Tilburg, “Identifying Boosted Objects with N-subjettiness”, *JHEP* **03** (2011) 015, doi:10.1007/JHEP03(2011)015, arXiv:1011.2268.
- [70] CMS Collaboration, “Identification of heavy-flavour jets with the CMS detector in pp collisions at 13 TeV”, *JINST* **13** (2018) P05011, doi:10.1088/1748-0221/13/05/P05011, arXiv:1712.07158.
- [71] C. Brust et al., “Identifying boosted new physics with non-isolated leptons”, *JHEP* **04** (2015) 079, doi:10.1007/JHEP04(2015)079, arXiv:1410.0362.
- [72] M. Farina, Y. Nakai, and D. Shih, “Searching for new physics with deep autoencoders”, *Phys. Rev. D* **101** (2020) 075021, doi:10.1103/PhysRevD.101.075021, arXiv:1808.08992.
- [73] T. Heimel, G. Kasieczka, T. Plehn, and J. M. Thompson, “QCD or what?”, *SciPost Phys.* **6** (2019) 030, doi:10.21468/SciPostPhys.6.3.030, arXiv:1808.08979.
- [74] M. Germain, K. Gregor, I. Murray, and H. Larochelle, “MADE: Masked autoencoder for distribution estimation”, in *Proc. 32nd Int. Conf. on Machine Learning Research - vol. 37*. 2015. arXiv:1502.03509.
- [75] L. Dinh, D. Krueger, and Y. Bengio, “NICE: Non-linear independent components estimation”, in *Proc. 3rd Int. Conf. on Learning Representations, ICLR*, Y. Bengio and Y. LeCun, eds. 2015. arXiv:1410.8516.
- [76] D. J. Rezende and S. Mohamed, “Variational inference with normalizing flows”, in *Proc. 32nd Int. Conf. on Machine Learning - vol. 37* (2016) doi:10.5555/3045118.3045281, arXiv:1505.05770.
- [77] L. Dinh, J. Sohl-Dickstein, and S. Bengio, “Density estimation using real NVP”, in *Proc. Conf. on Learning Representations*. 2017. arXiv:1605.08803.
- [78] D. P. Kingma and P. Dhariwal, “Glow: Generative flow with invertible 1x1 convolutions”, in *Proc. 32nd Int. Conf. on Neural Information Processing Systems (NIPS)* (2018) doi:10.5555/3327546.3327685, arXiv:1807.03039.
- [79] G. Papamakarios, T. Pavlakou, and I. Murray, “Masked autoregressive flow for density estimation”, in *Advances in Neural Information Processing Systems*, I. Guyon et al., eds., volume 30. 2017.
- [80] C. Durkan, A. Bekasov, I. Murray, and G. Papamakarios, “Neural spline flows”, in *Proc. 33rd Int. Conf. on Neural Information Processing Systems*. 2019. arXiv:1906.04032.
- [81] R. van den Berg, L. Hasenclever, J. M. Tomczak, and M. Welling, “Sylvester normalizing flows for variational inference”, in *Proc. Conf. on Uncertainty in Artificial Intelligence (UAI)*. 2018. arXiv:1803.05649.
- [82] J. Brehmer and K. Cranmer, “Flows for simultaneous manifold learning and density estimation”, in *Proc. 34th Conf. on Neural Information Processing Systems*. 2020. arXiv:2003.13913.

- 
- [83] S. E. Park et al., “Quasi anomalous knowledge: Searching for new physics with embedded knowledge”, *JHEP* **21** (2020) 030, doi:10.1007/JHEP06(2021)030, arXiv:2011.03550.
- [84] M. J. Oreglia, “A study of the reactions  $\psi' \rightarrow \gamma\gamma\psi$ ”. PhD thesis, Stanford University, 1980. SLAC-R-236.
- [85] J. E. Gaiser, “Charmonium spectroscopy from radiative decays of the  $J/\psi$  and  $\psi'$ ”. PhD thesis, Stanford University, 1982. SLAC-R-255.
- [86] R. Fisher, “On the interpretation of  $\chi^2$  from contingency tables, and the calculation of  $p$ ”, *J. R. Stat. Soc.* **85** (1922) 87, doi:10.2307/2340521.
- [87] ATLAS and CMS Collaborations, and LHC Higgs Combination Group, “Procedure for the LHC Higgs boson search combination in Summer 2011”, Technical Report CMS-NOTE-2011-005, ATL-PHYS-PUB-2011-11, 2011.
- [88] T. Junk, “Confidence level computation for combining searches with small statistics”, *Nucl. Instrum. Meth. A* **434** (1999) 435, doi:10.1016/S0168-9002(99)00498-2, arXiv:hep-ex/9902006.
- [89] A. L. Read, “Presentation of search results: The  $CL_s$  technique”, *J. Phys. G* **28** (2002) 2693, doi:10.1088/0954-3899/28/10/313.
- [90] G. Cowan, K. Cranmer, E. Gross, and O. Vitells, “Asymptotic formulae for likelihood-based tests of new physics”, *Eur. Phys. J. C* **71** (2011) 1554, doi:10.1140/epjc/s10052-011-1554-0, arXiv:1007.1727. [Erratum: doi:10.1140/epjc/s10052-013-2501-z].
- [91] CMS Collaboration, “The CMS statistical analysis and combination tool: COMBINE”, *Comput. Softw. Big Sci.* **8** (2024) 19, doi:10.1007/s41781-024-00121-4, arXiv:2404.06614.
- [92] W. Verkerke and D. P. Kirkby, “The RooFit toolkit for data modeling”, in *Proc. Comp. and High Energy Phys. 2003 (CHEP03)*, L. Lyons and M. Karagoz, eds. 2003. arXiv:physics/0306116.
- [93] L. Moneta et al., “The RooStats project”, *PoS ACAT2010* (2010) 057, doi:10.22323/1.093.0057, arXiv:1009.1003.
- [94] CMS Collaboration, “Lund plane reweighting for jet substructure correction”, 2023. Detector Performance Summary. CMS-DP-2023-046.
- [95] F. A. Dreyer, G. P. Salam, and G. Soyez, “The Lund jet plane”, *JHEP* **12** (2018) 064, doi:10.1007/JHEP12(2018)064, arXiv:1807.04758.
- [96] Y. LeCun et al., “Backpropagation applied to handwritten zip code recognition”, *Neural Comput.* **1** (1989) 541, doi:10.1162/neco.1989.1.4.541.
- [97] H. Fan, H. Su, and L. Guibas, “A point set generation network for 3d object reconstruction from a single image”, *2017 IEEE Conference on Computer Vision and Pattern Recognition (CVPR)* (2017) doi:10.1109/CVPR.2017.264, arXiv:1612.00603.
- [98] S. Macaluso and D. Shih, “Pulling out all the tops with computer vision and deep learning”, *JHEP* **10** (2018) 121, doi:10.1007/JHEP10(2018)121, arXiv:1803.00107.

- 
- [99] M. Rosenblatt, “Remarks on some nonparametric estimates of a density function”, *Ann. Math. Stat.* **27** (1956) 832, doi:10.1214/aoms/1177728190.
- [100] E. Parzen, “On estimation of a probability density function and mode”, *Ann. Math. Stat.* **33** (1962) 1065, doi:10.1214/aoms/1177704472.
- [101] K. Fukushima, “Visual feature extraction by a multilayered network of analog threshold elements”, *IEEE Trans. Syst. Sci. Cybern.* **5** (1969) 322, doi:10.1109/TSSC.1969.300225.
- [102] I. J. Good, “Rational decisions”, *J. Roy. Stat. Soc. B (Methodological)* **14** (1952) 107, doi:10.1111/j.2517-6161.1952.tb00104.x.
- [103] G. E. P. Box and D. R. Cox, “An analysis of transformations”, *J. R. Stat. Soc.* **26** (1964) 211, doi:10.1111/j.2517-6161.1964.tb00553.x.

## A Details of anomaly detection methods

This section provides technical details of the anomaly detection methods employed in this analysis.

### A.1 Unsupervised method details

The VAE used in the VAE-QR method is based on a one-dimensional convolutional neural network [96] using the 100 highest  $p_T$  individual PF constituents of the jet. The jet is represented as a  $100 \times 3$  matrix. For jets with less than 100 particles, the remaining entries in the matrix were filled with zeros (zero padding). The size of the maximally compressed representation (latent space) of the network is 12. During training, jets in the CR were selectively sampled so that their distribution matches the kinematics of jets in the SR. The total loss function minimized during training consists of the sum of the reconstruction loss, computed as the permutation-invariant Chamfer distance [97] between the input and the output jet, and the typical Kullback–Leibler regularization term of a VAE [61], computed from the mean ( $\mu$ ) and variance ( $\sigma$ ) vectors in the latent space. The latter term is minimized when the distribution of latent representations is close to that of a multidimensional Gaussian distribution. The two terms in the loss function force the model to find a good compromise between representing the different modes found in the data and having a latent space with a regular structure. After training, the loss computed on each jet is used as the anomaly score metric, where high values correspond to signal-like events. The event-level discriminator is built using the minimum loss of the two jets, L1 and L2.

### A.2 Weakly supervised method details

In the *CWoLa Hunting* method, fully connected feed-forward neural networks were used for the classifiers applied to each jet. The distribution of anomaly scores for each classifier were used to convert each score of each jet into a percentile. The event-level anomaly score is then defined as the maximum of the percentile score for the two jets. A selection threshold on the event-level anomaly score is defined based on its efficiency in the sidebands of the targeted SR. Because the QCD background decreases at higher dijet masses, a higher selection efficiency is used: efficiencies of 1, 3, and 5% were used for SRs with  $m_{jj}$  centers below 3100, between 3100 and 4500, and above 4500 GeV, respectively.

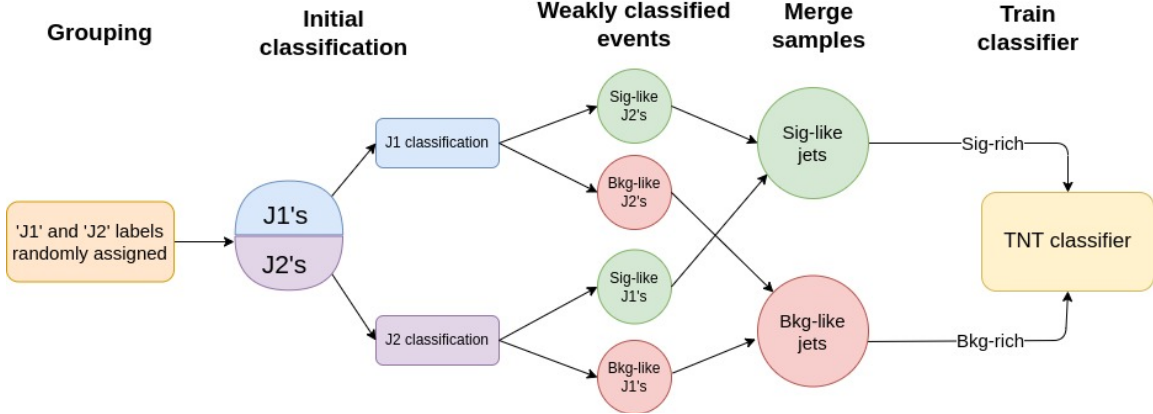


Figure A.1: A flowchart outlining how the samples for the weakly supervised training were constructed in the *TNT* method. The two jets in the dijet candidate were randomly assigned labels J1 and J2. For each event, the J1 (J2) jet is placed into either a signal-like or background-like sample based on the autoencoder scores evaluated on the J2 (J1) jet. The samples of signal-like (background-like) J1's and signal-like (background-like) J2's were merged together to construct a single sample of signal-like (background-like) jets. The *TNT* classifier is then trained to distinguish between these two samples.

For *TNT*, in order to construct the jet images used by the autoencoder, we follow Ref. [98] and apply preprocessing to the jet constituents before pixelating. We center the image on the  $p_T$  centroid of the jet constituents, and then divide the image into  $32 \times 32$  pixels. The image covers a region of  $\eta$ - $\phi$  space with width  $\Delta\eta = \Delta\phi = 1.2$  centered on the jet axis. In order to reduce dependence on the  $p_T$  of the jet, each image is normalized so that the sum of all the pixel intensities is equal to 1. The autoencoder is constructed out of a series of convolutional layers and fully connected layers, which compress the input  $32 \times 32$  image into a latent space of size 6. The architecture is then mirrored to decode the latent space back to the size of the original image. A diagram of the *TNT* training algorithm is shown in Fig. A.1.

The selection of anomalous events is identical to that of the *CWoLa Hunting* method, except that the final anomaly score is defined as the multiplication of the percentile score of the two jets rather than the maximum.

The normalizing flows used for *CATHODE* were trained using 15 MADE blocks [74], each made of a single hidden layer of 128 nodes. The loss function is the negative log likelihood of the transformed samples under a standard Gaussian distribution. The flows were trained in data using all events outside of the SR of interest. After training, the flows were used to sample events in the SR, generating four times as many events as there were in the actual data in this region, as was done in Ref. [67]. The  $m_{jj}$  distribution used for sampling is taken from a kernel density estimation fit [99, 100] of the data  $m_{jj}$  distribution in the SR.

After sampling, a fully connected feed-forward neural network classifier using three hidden layers of 64 nodes each and ReLU activation [101] is trained to distinguish between the synthetic events, discussed in Section 5.2, and actual events from the SR. The binary cross-entropy [102] loss function is used, with class weights to compensate for the imbalance introduced by oversampling. The anomaly metric is then the average score from this classifier over the 10 best epochs, as quantified by the validation loss.



### A.3 Semisupervised method details

The *QUAK* method uses density estimators, trained on dedicated signal and background simulations, to construct a multidimensional space with several “signal-like” axes and one “background-like” axis. Each density estimator is implemented as a six-layer normalizing flow using autoregressive rational quadratic spline transformations [80]. The background flow is trained on a mixture of QCD,  $t\bar{t}$ , and V+jets events. The six signal flows were trained on combinations of signal samples pooled according to the B and C particle masses ( $m_B, m_C$ ): (80, 80), (80, 170), (80, 400), (170, 170), (170, 400), and (400, 400) GeV. Each flow learns the multidimensional probability distribution of its training sample. Once trained, the flow can be used to evaluate the likelihood of any new sample under this probability distribution. Each event in data is assigned a “loss” along each flow axis, defined as the negative log likelihood of the event evaluated by the corresponding flow. The losses were decorrelated from  $m_{jj}$  to prevent sculpting of dijet spectra, transformed to have a Gaussian-like shape using the Box–Cox transformation [103], and normalized to have an average value of 0 and standard deviation of 1. A single signal score is extracted by taking the “signed L5 norm” of the density scores from the six signal axes. The signed L5 norm is defined as  $L_5^{\text{sgn}}(\mathbf{x}) = \text{sgn}(y)|y|^{1/5}$ , where  $y = \sum_{i=0}^5 \text{sgn}(x_i)|x_i|^5$  and  $\mathbf{x}$  is a vector of the six signal losses. This is chosen to emphasize very signal-like or very anomalous events, which should have large negative or positive losses, respectively, along a particular axis or axes. The L5 norm was chosen over the more familiar L2 norm by scanning over exponents in the range 2–10 and observing improved performance that leveled off near 5.

Events populate a 2D *QUAK* space, with positions determined by the background loss and combined signal losses. The precise distribution of background events in this space is determined from control samples in data by making a template from events with  $m_{jj}$  within the sideband intervals. Because there is no straightforward single anomaly score from a 2D distribution, a binned approach is used to determine the most anomalous events. First, 50% of events were removed, based on a selection on the background-like probability. The final selection is determined based on the targeted signal resonance mass  $m_A$ . A 2D histogram representation of the *QUAK* space with 500 bins is constructed from events within the sidebands defined in Section 5.3. The SR events were put into a separate histogram with the same binning. Events from the SR were selected from bins corresponding to the least populated, second-least populated, the third-least populated bins, (and so on) from the sideband histogram. The procedure terminates when at least 1500 events or at least  $500([m_A/\text{TeV}] - 3)^3$  events from the SR have been selected. All events that fall into the bins selected in the above procedure were selected for inclusion in the final fit.

### A.4 Cross validation procedure

Since the weakly supervised methods and the QR technique of the *VAE-QR* use data from the SR to train, a multifold cross-validation scheme is used. The scheme ensures all data events in the SR were used for the final search, while avoiding the same data being used in both the training and evaluation of a model.

For the training of the QR, the data were randomly split into  $k = 20$  equal subsamples (folds) and the QR network is trained separately for each fold. For the selection of anomalous events in each fold, the average of the QR networks trained in the other nineteen folds, smoothed by a third-order polynomial fit is used. The events selected from these 20 folds were then combined for the final search. It was verified that this procedure does not artificially diminish the size of localized excesses should they be present in the data.

For the weakly supervised methods, the data were split into five equal folds. Four of these folds

were used to train and validate a classifier which is then used to select the most anomalous events in the remaining fold. The process is then repeated four times, varying which folds were used for training and selection. The selected events from all five folds were merged together before the fit to the dijet mass spectrum. In addition, for increased stability of the training performance, an ensemble of four models is used to define each anomaly discriminant. The ensemble is constructed by varying which of the four folds were used for training and which for validation. The final anomaly discriminant used in the fifth fold is taken as the mean of the anomaly scores of the four different models.

## B Limit-setting procedure

For the weakly supervised methods, special procedures need to be taken in the limit setting to account for nonstandard dependencies. The procedure begins with a fit to the observed  $m_{jj}$  spectrum using the signal shape from the desired signal model. An upper limit on the signal yield, obtained from one such fit, corresponds to a number of signal events that needs to be converted to a cross section by accounting for the luminosity, acceptance, and efficiency. For a traditional analysis with a fixed selection, the efficiency is a constant number that depends only on the signal model. However, in weakly supervised methods, the event selection is adjusted dynamically based on the presence of signal in data. This causes the signal efficiency to depend on several factors, including the total size of the training data set, the amount of signal in the training data set, and the distinctiveness of the signal as compared to the background. The amount of signal in the training data set, in particular, is directly related to the unknown signal cross section  $\sigma_{\text{sig}}$  that one wishes to set a limit on. Therefore, when setting the limit, the efficiency  $\epsilon$  needs to be understood as depending on  $\sigma_{\text{sig}}$ . This leads to the following relation between the expected signal yield  $N_{\text{sig}}$  in the SR and the cross section:

$$N_{\text{sig}}(\sigma_{\text{sig}}) = \sigma_{\text{sig}} \mathcal{L} A \epsilon(\sigma_{\text{sig}}), \quad (2)$$

where  $\mathcal{L}$  is the integrated luminosity,  $A$  is the acceptance, and  $\epsilon(\sigma_{\text{sig}})$  is the efficiency as a function of the cross section. Given an upper limit  $N_{\text{UL}}$  on the signal yield, the corresponding limit on the cross section is obtained by finding the  $\sigma_{\text{sig}}$  such that  $N_{\text{sig}}(\sigma_{\text{sig}}) = N_{\text{UL}}$  in the expression above. This is straightforward for the *VAE-QR* and *QUAK* methods that do not use weak supervision and have a fixed signal efficiency,  $\epsilon(\sigma_{\text{sig}}) = \epsilon_0$ , as in this case Eq. (2) can be inverted explicitly. For *CWoLa Hunting*, *TNT*, and *CATHODE*, the efficiency function is not known *a priori* and the inversion needs to be done numerically. This Appendix describes the procedure used to evaluate  $\epsilon(\sigma_{\text{sig}})$  and obtain the limit on the cross section.

The dependence of the signal efficiency on  $\sigma_{\text{sig}}$  can be understood as follows. If the signal cross section is very low, such that there is no signal present in the SR, the training procedure produces an essentially random classifier. Therefore, events selected as having high anomaly scores fall into a random phase space region of the input variables. Typically, this region is not signal-enriched and the selection on the anomaly score has a very low signal efficiency, lower or similar to that of background (1–5%). If, on the other hand, there is a large amount of signal present in the data, the weakly supervised training procedure produces a classifier that correctly identifies events from the signal phase space as the most anomalous. Many signal events therefore pass the anomaly score selection and the signal efficiency is significantly higher (20–50%). For intermediate signal strengths, the signal-finding performance of the classifier smoothly transitions between these two extremes, resulting in an efficiency function similar to the one shown in the upper panel of Fig. B.1.

The efficiency functions of the weakly supervised methods were calibrated by injecting each

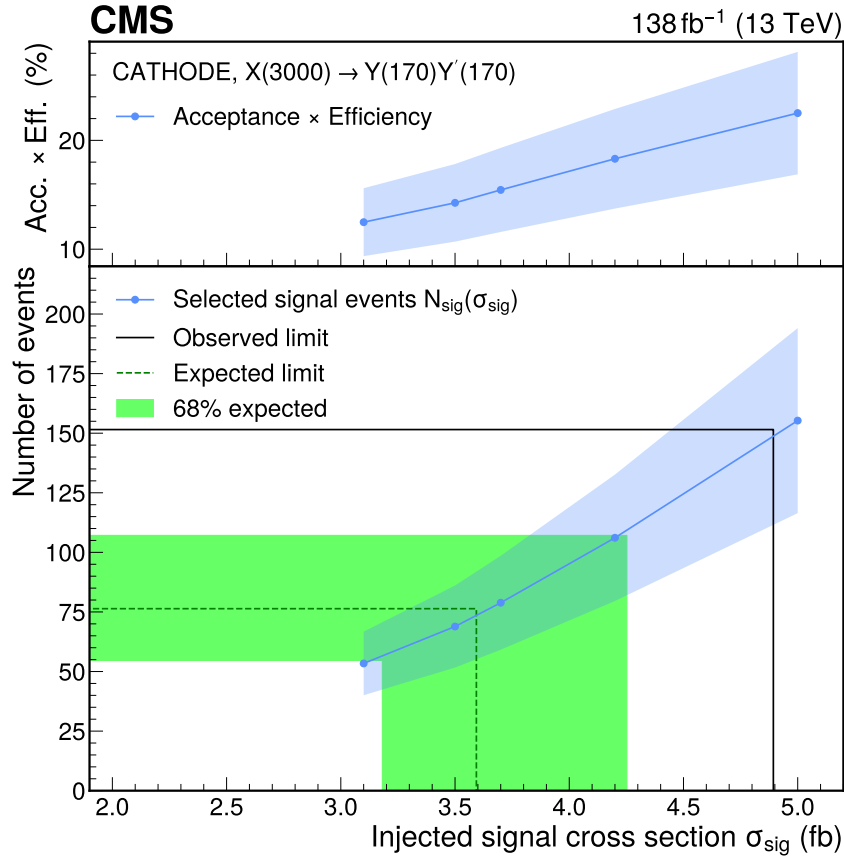


Figure B.1: Diagram of the limit-setting procedure for the  $X \rightarrow YY' \rightarrow 4q$  signal at 3 TeV with the *CATHODE* method. The upper panel shows the estimated signal acceptance times efficiency as a function of the cross section injected in data. The shaded region in the upper panel shows the total statistical and systematic uncertainty in the efficiency. The resulting  $N_{\text{sig}}(\sigma_{\text{sig}})$  curve and its corresponding uncertainty band from the efficiency are shown in blue in the lower panel. The expected and observed limits on the number of signal events are shown as a horizontal solid black line and green dashed lines, respectively, and connected to the corresponding limits on the cross section (vertical lines). The 68% confidence level band around the expected limit is displayed similarly.

signal into the data at various cross sections, performing the training procedure, and evaluating the efficiency using the full signal sample. To account for the statistical fluctuations in the sampling, each injection was repeated five times using different random signal events. The average efficiency of these five runs was used as the estimate of the signal efficiency at that cross section, and their envelope was taken as an uncertainty in the efficiency due to random variations in the sampling and training performance. For both the expected and observed upper limit, a binary search was used to solve Eq. (2) for the corresponding signal cross section,  $N_{\text{UL}} = N_{\text{sig}}(\sigma_{\text{UL}})$ . The stopping condition of the search procedure required both sides of the equation to agree within 10%. The results of the search for one mass point of the  $X \rightarrow YY' \rightarrow 4q$  signal is shown in the lower panel of Fig. B.1. It should be emphasized that, due to the dependence on the signal cross section, the phase space of events selected by the classifiers trained on the data itself, differs from the phase space selected by the classifiers trained with injected signal used in this calibration.

The trained networks resulting from the injection of signal events in data can be affected by significant systematic uncertainties. The impact of each source on the efficiency was assessed using signal samples varied up and down by one standard deviation. Retrainings were performed for all sources affecting the input distributions of the neural networks significantly. The dominant source arises from the correction to signal modeling based on the Lund plane [94], followed by the stochasticity of signal sampling for the injection. Other modeling and experimental uncertainties were found to be small. All sources were added in quadrature, and the final limit was obtained by repeating the fit to data, with a log-normal multiplicative nuisance parameter inserted in Eq. (2).



















Injecting signal events directly into the data ensures that the background distribution is modeled accurately, removing the need for generating large SM event samples and estimating the associated uncertainties. The calibration procedure is appropriate when no signal is present in the data. In the opposite case, the estimation of the signal efficiencies would be biased by signal events present in the data, which could result in limits with improper coverage. This bias was studied in simulation, and its magnitude and direction were found to depend on which signal was present in the data and in what amount. If the features of the signal already present in the data matched those of the signal being injected, the procedure would overestimate the signal efficiency at a given cross section. Conversely, the presence of a signal with features distinct from the signal being injected, would in some cases result in an underestimated signal efficiency. It was found that for signals in data which produce excesses of  $\sim 3$  standard deviations or less, the amount of bias in the signal efficiency estimate is less than  $\sim 20\%$ , and the resulting exclusion limits have proper coverage. Having seen no excesses above this level in the search, the injection procedure was determined to be valid for estimating the signal efficiency and producing exclusion limits.

## C The CMS Collaboration

### Yerevan Physics Institute, Yerevan, Armenia

V. Chekhovsky, A. Hayrapetyan, V. Makarenko , A. Tumasyan<sup>1</sup> 














### Institut für Hochenergiephysik, Vienna, Austria

W. Adam , J.W. Andrejkovic, L. Benato , T. Bergauer , S. Chatterjee , K. Damanakis , M. Dragicevic , P.S. Hussain , M. Jeitler<sup>2</sup> , N. Krammer , A. Li , D. Liko , I. Mikulec , J. Schieck<sup>2</sup> , R. Schöfbeck<sup>2</sup> , D. Schwarz , M. Sonawane , W. Waltenberger , C.-E. Wulz<sup>2</sup> 















### Universiteit Antwerpen, Antwerpen, Belgium

T. Janssen , T. Van Laer, P. Van Mechelen 












### Vrije Universiteit Brussel, Brussel, Belgium

N. Breugelmans, J. D'Hondt , S. Dansana , A. De Moor , M. Delcourt , F. Heyen, Y. Hong , S. Lowette , I. Makarenko , D. Müller , S. Tavernier , M. Tytgat<sup>3</sup> , G.P. Van Onsem , S. Van Putte , D. Vannerom 















### Université Libre de Bruxelles, Bruxelles, Belgium

B. Bilin , B. Clerbaux , A.K. Das, I. De Bruyn , G. De Lentdecker , H. Evard , L. Favart , P. Gianneios , A. Khalilzadeh, F.A. Khan , K. Lee , A. Malara , M.A. Shahzad, L. Thomas , M. Vanden Bemden , C. Vander Velde , P. Vanlaer 










### Ghent University, Ghent, Belgium

M. De Coen , D. Dobur , G. Gokbulut , J. Knolle , L. Lambrecht , D. Marckx , K. Mota Amarilo , K. Skovpen , N. Van Den Bossche , J. van der Linden , L. Wezenbeek 


















### Université Catholique de Louvain, Louvain-la-Neuve, Belgium

S. Bein , A. Benecke , A. Bethani , G. Bruno , C. Caputo , J. De Favereau De Jeneret , C. Delaere , I.S. Donertas , A. Giammanco , A.O. Guzel , Sa. Jain , V. Lemaitre, J. Lidrych , P. Mastrapasqua , T.T. Tran , S. Turkcapar 










### Centro Brasileiro de Pesquisas Fisicas, Rio de Janeiro, Brazil

G.A. Alves , E. Coelho , G. Correia Silva , C. Hensel , T. Menezes De Oliveira , C. Mora Herrera<sup>4</sup> , P. Rebello Teles , M. Soeiro, E.J. Tonelli Manganote<sup>5</sup> , A. Vilela Pereira<sup>4</sup> 

### Universidade do Estado do Rio de Janeiro, Rio de Janeiro, Brazil

W.L. Aldá Júnior , M. Barroso Ferreira Filho , H. Brandao Malbouisson , W. Carvalho , J. Chinellato<sup>6</sup>, E.M. Da Costa , G.G. Da Silveira<sup>7</sup> , D. De Jesus Damiao , S. Fonseca De Souza , R. Gomes De Souza, T. Laux Kuhn<sup>7</sup> , M. Macedo , J. Martins , L. Mundim , H. Nogima , J.P. Pinheiro , A. Santoro , A. Sznajder , M. Thiel 

### Universidade Estadual Paulista, Universidade Federal do ABC, São Paulo, Brazil

C.A. Bernardes<sup>7</sup> , L. Calligaris , T.R. Fernandez Perez Tomei , E.M. Gregores , I. Maitto Silverio , P.G. Mercadante , S.F. Novaes , B. Orzari , Sandra S. Padula 



### Institute for Nuclear Research and Nuclear Energy, Bulgarian Academy of Sciences, Sofia, Bulgaria

A. Aleksandrov , G. Antchev , R. Hadjiiska , P. Iaydjiev , M. Misheva , M. Shopova , G. Sultanov 




### University of Sofia, Sofia, Bulgaria

A. Dimitrov , L. Litov , B. Pavlov , P. Petkov , A. Petrov , E. Shumka 


**Instituto De Alta Investigación, Universidad de Tarapacá, Casilla 7 D, Arica, Chile**

S. Keshri , D. Laroze , S. Thakur 













**Beihang University, Beijing, China**

T. Cheng , T. Javaid , L. Yuan 













**Department of Physics, Tsinghua University, Beijing, China**

Z. Hu , Z. Liang, J. Liu

**Institute of High Energy Physics, Beijing, China**

G.M. Chen<sup>8</sup> , H.S. Chen<sup>8</sup> , M. Chen<sup>8</sup> , F. Iemmi , C.H. Jiang, A. Kapoor<sup>9</sup> , H. Liao , Z.-A. Liu<sup>10</sup> , R. Sharma<sup>11</sup> , J.N. Song<sup>10</sup>, J. Tao , C. Wang<sup>8</sup>, J. Wang , Z. Wang<sup>8</sup>, H. Zhang , J. Zhao 


**State Key Laboratory of Nuclear Physics and Technology, Peking University, Beijing, China**

A. Agapitos , Y. Ban , A. Carvalho Antunes De Oliveira , S. Deng , B. Guo, C. Jiang , A. Levin , C. Li , Q. Li , Y. Mao, S. Qian, S.J. Qian , X. Qin, X. Sun , D. Wang , H. Yang, Y. Zhao, C. Zhou 

**Guangdong Provincial Key Laboratory of Nuclear Science and Guangdong-Hong Kong Joint Laboratory of Quantum Matter, South China Normal University, Guangzhou, China**

S. Yang 




**Sun Yat-Sen University, Guangzhou, China**

Z. You 

**University of Science and Technology of China, Hefei, China**

K. Jaffel , N. Lu 

**Nanjing Normal University, Nanjing, China**

G. Bauer<sup>12</sup>, B. Li<sup>13</sup>, H. Wang , K. Yi<sup>14</sup> , J. Zhang 

**Institute of Modern Physics and Key Laboratory of Nuclear Physics and Ion-beam Application (MOE) - Fudan University, Shanghai, China**

Y. Li

**Zhejiang University, Hangzhou, Zhejiang, China**

Z. Lin , C. Lu , M. Xiao 

**Universidad de Los Andes, Bogota, Colombia**

C. Avila , D.A. Barbosa Trujillo, A. Cabrera , C. Florez , J. Fraga , J.A. Reyes Vega




**Universidad de Antioquia, Medellin, Colombia**

J. Jaramillo , C. Rendón , M. Rodriguez , A.A. Ruales Barbosa , J.D. Ruiz Alvarez 

**University of Split, Faculty of Electrical Engineering, Mechanical Engineering and Naval Architecture, Split, Croatia**

D. Giljanovic , N. Godinovic , D. Lelas , A. Sculac 

**University of Split, Faculty of Science, Split, Croatia**

M. Kovac , A. Petkovic , T. Sculac 




**Institute Rudjer Boskovic, Zagreb, Croatia**

P. Bargassa , V. Brigljevic , B.K. Chitroda , D. Ferencek , K. Jakovcic, A. Starodumov<sup>15</sup> , T. Susa 

**University of Cyprus, Nicosia, Cyprus**

A. Attikis , K. Christoforou , A. Hadjiagapiou, C. Leonidou , J. Mousa , C. Nicolaou, L. Paizanos, F. Ptochos , P.A. Razis , H. Rykaczewski, H. Saka , A. Stepennov 


**Charles University, Prague, Czech Republic**

M. Finger , M. Finger Jr. , A. Kveton 



**Universidad San Francisco de Quito, Quito, Ecuador**

E. Carrera Jarrin 








**Academy of Scientific Research and Technology of the Arab Republic of Egypt, Egyptian Network of High Energy Physics, Cairo, Egypt**

H. Abdalla<sup>16</sup> , Y. Assran<sup>17,18</sup>, B. El-mahdy

**Center for High Energy Physics (CHEP-FU), Fayoum University, El-Fayoum, Egypt**

M. Abdullah Al-Mashad , M.A. Mahmoud 















**National Institute of Chemical Physics and Biophysics, Tallinn, Estonia**

K. Ehataht , M. Kadastik, T. Lange , C. Nielsen , J. Pata , M. Raidal , L. Tani , C. Veelken 

**Department of Physics, University of Helsinki, Helsinki, Finland**

H. Kirschenmann , K. Osterberg , M. Voutilainen 



















**Helsinki Institute of Physics, Helsinki, Finland**

S. Bharthuar , N. Bin Norjoharuddeen , E. Brücken , F. Garcia , P. Inkaew , K.T.S. Kallonen , T. Lampén , K. Lassila-Perini , S. Lehti , T. Lindén , M. Myllymäki , M.m. Rantanen , H. Siikonen , J. Tuominiemi 





























**Lappeenranta-Lahti University of Technology, Lappeenranta, Finland**

P. Luukka , H. Petrow 















**IRFU, CEA, Université Paris-Saclay, Gif-sur-Yvette, France**

M. Besancon , F. Couderc , M. Dejardin , D. Denegri, J.L. Faure, F. Ferri , S. Ganjour , P. Gras , G. Hamel de Monchenault , M. Kumar , V. Lohezic , J. Malcles , F. Orlandi , L. Portales , A. Rosowsky , M.Ö. Sahin , A. Savoy-Navarro<sup>19</sup> , P. Simkina , M. Titov , M. Tornago 

**Laboratoire Leprince-Ringuet, CNRS/IN2P3, Ecole Polytechnique, Institut Polytechnique de Paris, Palaiseau, France**

F. Beaudette , G. Boldrini , P. Busson , A. Cappati , C. Charlot , M. Chiusi , T.D. Cuisset , F. Damas , O. Davignon , A. De Wit , I.T. Ehle , B.A. Fontana Santos Alves , S. Ghosh , A. Gilbert , R. Granier de Cassagnac , A. Hakimi , B. Harikrishnan , L. Kalipoliti , G. Liu , M. Nguyen , C. Ochando , R. Salerno , J.B. Sauvan , Y. Sirois , L. Urda Gómez , E. Vernazza , A. Zabi , A. Zghiche 



















**Université de Strasbourg, CNRS, IPHC UMR 7178, Strasbourg, France**

J.-L. Agram<sup>20</sup> , J. Andrea , D. Apparú , D. Bloch , J.-M. Brom , E.C. Chabert , C. Collard , S. Falke , U. Goerlach , R. Haeberle , A.-C. Le Bihan , M. Meena , O. Poncet , G. Saha , M.A. Sessini , P. Van Hove , P. Vaucelle 

**Centre de Calcul de l'Institut National de Physique Nucleaire et de Physique des Particules, CNRS/IN2P3, Villeurbanne, France**

A. Di Florio 

**Institut de Physique des 2 Infinis de Lyon (IP2I ), Villeurbanne, France**

D. Amram, S. Beauceron , B. Blancon , G. Boudoul , N. Chanon , D. Contardo , P. Depasse , C. Dozen<sup>21</sup> , H. El Mamouni, J. Fay , S. Gascon , M. Gouzevitch , C. Greenberg , G. Grenier , B. Ille , E. Jourdhuy, M. Lethuillier , L. Mirabito, S. Perries, A. Purohit , M. Vander Donckt , P. Verdier , J. Xiao 






























### Georgian Technical University, Tbilisi, Georgia

I. Lomidze , T. Toriashvili<sup>22</sup> , Z. Tsamalaidze<sup>15</sup> 









### RWTH Aachen University, I. Physikalisches Institut, Aachen, Germany

V. Botta , S. Consuegra Rodríguez , L. Feld , K. Klein , M. Lipinski , D. Meuser , A. Pauls , D. Pérez Adán , N. Röwert , M. Teroerde 




































































### RWTH Aachen University, III. Physikalisches Institut A, Aachen, Germany

S. Diekmann , A. Dodonova , N. Eich , D. Eliseev , F. Engelke , J. Erdmann , M. Erdmann , P. Fackeldey , B. Fischer , T. Hebbeker , K. Hoepfner , F. Ivone , A. Jung , M.y. Lee , F. Mausolf , M. Merschmeyer , A. Meyer , S. Mukherjee , D. Noll , F. Nowotny, A. Pozdnyakov , Y. Rath, W. Redjeb , F. Rehm, H. Reithler , V. Sarkisovi , A. Schmidt , C. Seth, A. Sharma , J.L. Spah , A. Stein , F. Torres Da Silva De Araujo<sup>23</sup> , S. Wiedenbeck , S. Zaleski




































### RWTH Aachen University, III. Physikalisches Institut B, Aachen, Germany

C. Dziwok , G. Flügge , T. Kress , A. Nowack , O. Pooth , A. Stahl , T. Ziemons , A. Zotz 

### Deutsches Elektronen-Synchrotron, Hamburg, Germany

H. Aarup Petersen , M. Aldaya Martin , J. Alimena , S. Amoroso, Y. An , J. Bach , S. Baxter , M. Bayatmakou , H. Becerril Gonzalez , O. Behnke , A. Belvedere , F. Blekman<sup>24</sup> , K. Borrás<sup>25</sup> , A. Campbell , A. Cardini , C. Cheng , F. Colombina , M. De Silva , G. Eckerlin, D. Eckstein , L.I. Estevez Banos , E. Gallo<sup>24</sup> , A. Geiser , V. Guglielmi , M. Guthoff , A. Hinzmann , L. Jeppe , B. Kaech , M. Kasemann , C. Kleinwort , R. Kogler , M. Komm , D. Krücker , W. Lange, D. Leyva Pernia , K. Lipka<sup>26</sup> , W. Lohmann<sup>27</sup> , F. Lorkowski , R. Mankel , I.-A. Melzer-Pellmann , M. Mendizabal Morentin , A.B. Meyer , G. Milella , K. Moral Figueroa , A. Mussgiller , L.P. Nair , J. Niedziela , A. Nürnberg , Y. Otariid, J. Park , E. Ranken , A. Raspereza , D. Rastorguev , J. Rübenach, L. Rygaard, A. Saggio , M. Scham<sup>28,25</sup> , S. Schnake<sup>25</sup> , P. Schütze , C. Schwanenberger<sup>24</sup> , D. Selivanova , K. Sharko , M. Shchedrolosiev , D. Stafford , F. Vazzoler , A. Ventura Barroso , R. Walsh , D. Wang , Q. Wang , K. Wichmann, L. Wiens<sup>25</sup> , C. Wissing , Y. Yang , A. Zimmermann Castro Santos 




























### University of Hamburg, Hamburg, Germany

A. Albrecht , S. Albrecht , M. Antonello , S. Bollweg, M. Bonanomi , P. Connor , K. El Morabit , Y. Fischer , E. Garutti , A. Grohsjean , J. Haller , D. Hundhausen, H.R. Jabusch , G. Kasieczka , P. Keicher , R. Klanner , W. Korcari , T. Kramer , C.c. Kuo, V. Kutzner , F. Labe , J. Lange , A. Lobanov , C. Matthies , L. Moureaux , M. Mrowietz, A. Nigamova , Y. Nissan, A. Paasch , K.J. Pena Rodriguez , T. Quadfasel , B. Raciti , M. Rieger , D. Savoiu , J. Schindler , P. Schleper , M. Schröder , J. Schwandt , M. Sommerhalder , H. Stadie , G. Steinbrück , A. Tews, T. Von Schwartz , B. Wiederspan, M. Wolf , C. Yede 




### Karlsruher Institut fuer Technologie, Karlsruhe, Germany

A. Bal, S. Brommer , E. Butz , T. Chwalek , A. Dierlamm , A. Droll, U. Elicabuk, N. Faltermann , M. Giffels , A. Gottmann , F. Hartmann<sup>29</sup> , R. Hofsaess , M. Horzela 










U. Husemann , J. Kieseler , M. Klute , O. Lavoryk , J.M. Lawhorn , M. Link, A. Lintuluoto , S. Maier , S. Mitra , M. Mormile , Th. Müller , M. Neukum, M. Oh , E. Pfeffer , M. Presilla , G. Quast , K. Rabbertz , B. Regnery , N. Shadskiy , I. Shvetsov , H.J. Simonis , L. Sowa, L. Stockmeier, K. Tauqeer, M. Toms , B. Topko , N. Trevisani , R.F. Von Cube , M. Wassmer , S. Wieland , F. Wittig, R. Wolf , X. Zuo 

**Institute of Nuclear and Particle Physics (INPP), NCSR Demokritos, Aghia Paraskevi, Greece**

G. Anagnostou, G. Daskalakis , A. Kyriakis , A. Papadopoulos<sup>29</sup>, A. Stakia 







**National and Kapodistrian University of Athens, Athens, Greece**

G. Melachroinos, Z. Painesis , I. Paraskevas , N. Saoulidou , K. Theofilatos , E. Tziaferi , K. Vellidis , I. Zisopoulos 






**National Technical University of Athens, Athens, Greece**

G. Bakas , T. Chatzistavrou, G. Karapostoli , K. Kousouris , I. Papakrivopoulos , E. Siamarkou, G. Tsipolitis , A. Zacharopoulou

**University of Ioánnina, Ioánnina, Greece**

I. Bestintzanos, I. Evangelou , C. Foudas, C. Kamtsikis, P. Katsoulis, P. Kokkas , P.G. Kosmoglou Kioseoglou , N. Manthos , I. Papadopoulos , J. Strologas 

**HUN-REN Wigner Research Centre for Physics, Budapest, Hungary**

C. Hajdu , D. Horvath<sup>30,31</sup> , K. Márton, A.J. Rádl<sup>32</sup> , F. Sikler , V. Veszpremi 

**MTA-ELTE Lendület CMS Particle and Nuclear Physics Group, Eötvös Loránd University, Budapest, Hungary**

M. Csanád , K. Farkas , A. Fehérkuti<sup>33</sup> , M.M.A. Gadallah<sup>34</sup> , Á. Kadlecik , P. Major , G. Pásztor , G.I. Veres 

**Faculty of Informatics, University of Debrecen, Debrecen, Hungary**

B. Ujvari , G. Zilizi 













**HUN-REN ATOMKI - Institute of Nuclear Research, Debrecen, Hungary**

G. Bencze, S. Czellar, J. Molnar, Z. Szillasi

**Karoly Robert Campus, MATE Institute of Technology, Gyongyos, Hungary**

F. Nemes<sup>33</sup> , T. Novak 

**Panjab University, Chandigarh, India**

S. Bansal , S.B. Beri, V. Bhatnagar , G. Chaudhary , S. Chauhan , N. Dhingra<sup>35</sup> , A. Kaur , A. Kaur , H. Kaur , M. Kaur , S. Kumar , T. Sheokand, J.B. Singh , A. Singla 




















**University of Delhi, Delhi, India**

A. Ahmed , A. Bhardwaj , A. Chhetri , B.C. Choudhary , A. Kumar , A. Kumar , M. Naimuddin , K. Ranjan , M.K. Saini, S. Saumya 

**Saha Institute of Nuclear Physics, HBNI, Kolkata, India**

S. Baradia , S. Barman<sup>36</sup> , S. Bhattacharya , S. Das Gupta, S. Dutta , S. Dutta, S. Sarkar








**Indian Institute of Technology Madras, Madras, India**

M.M. Ameen , P.K. Behera , S.C. Behera , S. Chatterjee , G. Dash , P. Jana , P. Kalbhor , S. Kamble , J.R. Komaragiri<sup>37</sup> , D. Kumar<sup>37</sup> , T. Mishra , B. Parida<sup>38</sup> , P.R. Pujahari , N.R. Saha , A. Sharma , A.K. Sikdar , R.K. Singh , P. Verma , S. Verma , A. Vijay

**Tata Institute of Fundamental Research-A, Mumbai, India**

S. Dugad, G.B. Mohanty , M. Shelake, P. Suryadevara











**Tata Institute of Fundamental Research-B, Mumbai, India**

A. Bala , S. Banerjee , R.M. Chatterjee, M. Guchait , Sh. Jain , A. Jaiswal, S. Kumar , G. Majumder , K. Mazumdar , S. Parolia , A. Thachayath 




**National Institute of Science Education and Research, An OCC of Homi Bhabha National Institute, Bhubaneswar, Odisha, India**

S. Bahinipati<sup>39</sup> , C. Kar , D. Maity<sup>40</sup> , P. Mal , K. Naskar<sup>40</sup> , A. Nayak<sup>40</sup> , S. Nayak, K. Pal , P. Sadangi, S.K. Swain , S. Varghese<sup>40</sup> , D. Vats<sup>40</sup> 








**Indian Institute of Science Education and Research (IISER), Pune, India**

S. Acharya<sup>41</sup> , A. Alpana , S. Dube , B. Gomber<sup>41</sup> , P. Hazarika , B. Kansal , A. Laha , B. Sahu<sup>41</sup> , S. Sharma , K.Y. Vaish 

**Isfahan University of Technology, Isfahan, Iran**

H. Bakhshiansohi<sup>42</sup> , A. Jafari<sup>43</sup> , M. Zeinali<sup>44</sup> 

































**Institute for Research in Fundamental Sciences (IPM), Tehran, Iran**

S. Bashiri, S. Chenarani<sup>45</sup> , S.M. Etesami , Y. Hosseini , M. Khakzad , E. Khazaie , M. Mohammadi Najafabadi , S. Tizchang<sup>46</sup> 






























**University College Dublin, Dublin, Ireland**

M. Felcini , M. Grunewald 







**INFN Sezione di Bari<sup>a</sup>, Università di Bari<sup>b</sup>, Politecnico di Bari<sup>c</sup>, Bari, Italy**

M. Abbrescia<sup>a,b</sup> , A. Colaleo<sup>a,b</sup> , D. Creanza<sup>a,c</sup> , B. D'Anzi<sup>a,b</sup> , N. De Filippis<sup>a,c</sup> , M. De Palma<sup>a,b</sup> , W. Elmetenawee<sup>a,b,47</sup> , N. Ferrara<sup>a,b</sup> , L. Fiore<sup>a</sup> , G. Iaselli<sup>a,c</sup> , L. Longo<sup>a</sup> , M. Louka<sup>a,b</sup> , G. Maggi<sup>a,c</sup> , M. Maggi<sup>a</sup> , I. Margjeka<sup>a</sup> , V. Mastrapasqua<sup>a,b</sup> , S. My<sup>a,b</sup> , S. Nuzzo<sup>a,b</sup> , A. Pellecchia<sup>a,b</sup> , A. Pompili<sup>a,b</sup> , G. Pugliese<sup>a,c</sup> , R. Radogna<sup>a,b</sup> , D. Ramos<sup>a</sup> , A. Ranieri<sup>a</sup> , L. Silvestris<sup>a</sup> , F.M. Simone<sup>a,c</sup> , Ü. Sözbilir<sup>a</sup> , A. Stamerra<sup>a,b</sup> , D. Troiano<sup>a,b</sup> , R. Venditti<sup>a,b</sup> , P. Verwilligen<sup>a</sup> , A. Zaza<sup>a,b</sup> 




















**INFN Sezione di Bologna<sup>a</sup>, Università di Bologna<sup>b</sup>, Bologna, Italy**

G. Abbiendi<sup>a</sup> , C. Battilana<sup>a,b</sup> , D. Bonacorsi<sup>a,b</sup> , P. Capiluppi<sup>a,b</sup> , A. Castro<sup>+a,b</sup> , F.R. Cavallo<sup>a</sup> , M. Cuffiani<sup>a,b</sup> , G.M. Dallavalle<sup>a</sup> , T. Diotallevi<sup>a,b</sup> , F. Fabbri<sup>a</sup> , A. Fanfani<sup>a,b</sup> , D. Fasanella<sup>a</sup> , P. Giacomelli<sup>a</sup> , L. Giommi<sup>a,b</sup> , C. Grandi<sup>a</sup> , L. Guiducci<sup>a,b</sup> , S. Lo Meo<sup>a,48</sup> , M. Lorusso<sup>a,b</sup> , L. Lunerti<sup>a</sup> , S. Marcellini<sup>a</sup> , G. Masetti<sup>a</sup> , F.L. Navarra<sup>a,b</sup> , G. Paggi<sup>a,b</sup> , A. Perrotta<sup>a</sup> , F. Primavera<sup>a,b</sup> , A.M. Rossi<sup>a,b</sup> , S. Rossi Tisbeni<sup>a,b</sup> , T. Rovelli<sup>a,b</sup> , G.P. Siroli<sup>a,b</sup> 

**INFN Sezione di Catania<sup>a</sup>, Università di Catania<sup>b</sup>, Catania, Italy**

S. Costa<sup>a,b,49</sup> , A. Di Mattia<sup>a</sup> , A. Lapertosa<sup>a</sup> , R. Potenza<sup>a,b</sup> , A. Tricomi<sup>a,b,49</sup> , C. Tuve<sup>a,b</sup> 





**INFN Sezione di Firenze<sup>a</sup>, Università di Firenze<sup>b</sup>, Firenze, Italy**

P. Assiouras<sup>a</sup> , G. Barbagli<sup>a</sup> , G. Bardelli<sup>a,b</sup> , B. Camaiani<sup>a,b</sup> , A. Cassese<sup>a</sup> , R. Ceccarelli<sup>a</sup> , V. Ciulli<sup>a,b</sup> , C. Civinini<sup>a</sup> , R. D'Alessandro<sup>a,b</sup> , E. Focardi<sup>a,b</sup> , T. Kello<sup>a</sup> , G. Latino<sup>a,b</sup> , P. Lenzi<sup>a,b</sup> , M. Lizzo<sup>a</sup> , M. Meschini<sup>a</sup> , S. Paoletti<sup>a</sup> , A. Papanastassiou<sup>a,b</sup> , G. Sguazzoni<sup>a</sup> , L. Viliani<sup>a</sup> 










**INFN Laboratori Nazionali di Frascati, Frascati, Italy**

L. Benussi , S. Bianco , S. Meola<sup>50</sup> , D. Piccolo 









**INFN Sezione di Genova<sup>a</sup>, Università di Genova<sup>b</sup>, Genova, Italy**

M. Alves Gallo Pereira<sup>a</sup> , F. Ferro<sup>a</sup> , E. Robutti<sup>a</sup> , S. Tosi<sup>a,b</sup> 










**INFN Sezione di Milano-Bicocca<sup>a</sup>, Università di Milano-Bicocca<sup>b</sup>, Milano, Italy**

A. Benaglia<sup>a</sup> , F. Brivio<sup>a</sup> , F. Cetorelli<sup>a,b</sup> , F. De Guio<sup>a,b</sup> , M.E. Dinardo<sup>a,b</sup> , P. Dini<sup>a</sup> , S. Gennai<sup>a</sup> , R. Gerosa<sup>a,b</sup> , A. Ghezzi<sup>a,b</sup> , P. Govoni<sup>a,b</sup> , L. Guzzi<sup>a</sup> , M.T. Lucchini<sup>a,b</sup> , M. Malberti<sup>a</sup> , S. Malvezzi<sup>a</sup> , A. Massironi<sup>a</sup> , D. Menasce<sup>a</sup> , L. Moroni<sup>a</sup> , M. Paganoni<sup>a,b</sup> , S. Palluotto<sup>a,b</sup> , D. Pedrini<sup>a</sup> , A. Perego<sup>a,b</sup> , B.S. Pinolini<sup>a</sup>, G. Pizzati<sup>a,b</sup> , S. Ragazzi<sup>a,b</sup> , T. Tabarelli de Fatis<sup>a,b</sup> 










**INFN Sezione di Napoli<sup>a</sup>, Università di Napoli 'Federico II'<sup>b</sup>, Napoli, Italy; Università della Basilicata<sup>c</sup>, Potenza, Italy; Scuola Superiore Meridionale (SSM)<sup>d</sup>, Napoli, Italy**

S. Buontempo<sup>a</sup> , A. Cagnotta<sup>a,b</sup> , F. Carnevali<sup>a,b</sup>, N. Cavallo<sup>a,c</sup> , F. Fabozzi<sup>a,c</sup> , A.O.M. Iorio<sup>a,b</sup> , L. Lista<sup>a,b,51</sup> , P. Paolucci<sup>a,29</sup> , B. Rossi<sup>a</sup> 










**INFN Sezione di Padova<sup>a</sup>, Università di Padova<sup>b</sup>, Padova, Italy; Università di Trento<sup>c</sup>, Trento, Italy**

R. Ardino<sup>a</sup> , P. Azzi<sup>a</sup> , N. Bacchetta<sup>a,52</sup> , D. Bisello<sup>a,b</sup> , P. Bortignon<sup>a</sup> , G. Bortolato<sup>a,b</sup>, A. Bragagnolo<sup>a,b</sup> , A.C.M. Bulla<sup>a</sup> , R. Carlin<sup>a,b</sup> , T. Dorigo<sup>a</sup> , F. Gasparini<sup>a,b</sup> , U. Gasparini<sup>a,b</sup> , S. Giorgetti<sup>a</sup>, F. Gonella<sup>a</sup> , E. Lusiani<sup>a</sup> , M. Margoni<sup>a,b</sup> , A.T. Meneguzzo<sup>a,b</sup> , M. Migliorini<sup>a,b</sup> , J. Pazzini<sup>a,b</sup> , P. Ronchese<sup>a,b</sup> , R. Rossin<sup>a,b</sup> , F. Simonetto<sup>a,b</sup> , M. Tosi<sup>a,b</sup> , A. Triossi<sup>a,b</sup> , S. Ventura<sup>a</sup> , M. Zanetti<sup>a,b</sup> , P. Zotto<sup>a,b</sup> , A. Zucchetta<sup>a,b</sup> , G. Zumerle<sup>a,b</sup> 










**INFN Sezione di Pavia<sup>a</sup>, Università di Pavia<sup>b</sup>, Pavia, Italy**

A. Braghieri<sup>a</sup> , S. Calzaferri<sup>a</sup> , D. Fiorina<sup>a</sup> , P. Montagna<sup>a,b</sup> , V. Re<sup>a</sup> , C. Riccardi<sup>a,b</sup> , P. Salvini<sup>a</sup> , I. Vai<sup>a,b</sup> , P. Vitulo<sup>a,b</sup> 










**INFN Sezione di Perugia<sup>a</sup>, Università di Perugia<sup>b</sup>, Perugia, Italy**

S. Ajmal<sup>a,b</sup> , M.E. Ascioti<sup>a,b</sup>, G.M. Bilei<sup>a</sup> , C. Carrivale<sup>a,b</sup>, D. Ciangottini<sup>a,b</sup> , L. Fanò<sup>a,b</sup> , M. Magherini<sup>a,b</sup> , V. Mariani<sup>a,b</sup> , M. Menichelli<sup>a</sup> , F. Moscatelli<sup>a,53</sup> , A. Rossi<sup>a,b</sup> , A. Santocchia<sup>a,b</sup> , D. Spiga<sup>a</sup> , T. Tedeschi<sup>a,b</sup> 




















**INFN Sezione di Pisa<sup>a</sup>, Università di Pisa<sup>b</sup>, Scuola Normale Superiore di Pisa<sup>c</sup>, Pisa, Italy; Università di Siena<sup>d</sup>, Siena, Italy**

C. Aimè<sup>a</sup> , C.A. Alexe<sup>a,c</sup> , P. Asenov<sup>a,b</sup> , P. Azzurri<sup>a</sup> , G. Bagliesi<sup>a</sup> , R. Bhattacharya<sup>a</sup> , L. Bianchini<sup>a,b</sup> , T. Boccali<sup>a</sup> , E. Bossini<sup>a</sup> , D. Bruschini<sup>a,c</sup> , R. Castaldi<sup>a</sup> , M.A. Ciocci<sup>a,b</sup> , M. Cipriani<sup>a,b</sup> , V. D'Amante<sup>a,d</sup> , R. Dell'Orso<sup>a</sup> , S. Donato<sup>a</sup> , A. Giassi<sup>a</sup> , F. Ligabue<sup>a,c</sup> , A.C. Marini<sup>a</sup> , D. Matos Figueiredo<sup>a</sup> , A. Messineo<sup>a,b</sup> , S. Mishra<sup>a</sup> , V.K. Muraleedharan Nair Bindhu<sup>a,b,40</sup> , M. Musich<sup>a,b</sup> , S. Nandan<sup>a</sup> , F. Palla<sup>a</sup> , A. Rizzi<sup>a,b</sup> , G. Rolandi<sup>a,c</sup> , S. Roy Chowdhury<sup>a</sup> , T. Sarkar<sup>a</sup> , A. Scribano<sup>a</sup> , P. Spagnolo<sup>a</sup> , R. Tenchini<sup>a</sup> , G. Tonelli<sup>a,b</sup> , N. Turini<sup>a,d</sup> , F. Vaselli<sup>a,c</sup> , A. Venturi<sup>a</sup> , P.G. Verdini<sup>a</sup> 








**INFN Sezione di Roma<sup>a</sup>, Sapienza Università di Roma<sup>b</sup>, Roma, Italy**

C. Baldenegro Barrera<sup>a,b</sup> , P. Barria<sup>a</sup> , C. Basile<sup>a,b</sup> , F. Cavallari<sup>a</sup> , L. Cunqueiro Mendez<sup>a,b</sup> , D. Del Re<sup>a,b</sup> , E. Di Marco<sup>a,b</sup> , M. Diemoz<sup>a</sup> , F. Errico<sup>a,b</sup> , R. Gargiulo<sup>a,b</sup>, E. Longo<sup>a,b</sup> , L. Martikainen<sup>a,b</sup> , J. Mijuskovic<sup>a,b</sup> , G. Organtini<sup>a,b</sup> , F. Pandolfi<sup>a</sup> , R. Paramatti<sup>a,b</sup> , C. Quaranta<sup>a,b</sup> , S. Rahatlou<sup>a,b</sup> , C. Rovelli<sup>a</sup> , F. Santanastasio<sup>a,b</sup> , L. Soffi<sup>a</sup> , V. Vladimirov<sup>a,b</sup>

**INFN Sezione di Torino<sup>a</sup>, Università di Torino<sup>b</sup>, Torino, Italy; Università del Piemonte Orientale<sup>c</sup>, Novara, Italy**

N. Amapane<sup>a,b</sup> , R. Arcidiacono<sup>a,c</sup> , S. Argiro<sup>a,b</sup> , M. Arneodo<sup>a,c</sup> , N. Bartosik<sup>a</sup> , R. Bellan<sup>a,b</sup> , A. Bellora<sup>a,b</sup> , C. Biino<sup>a</sup> , C. Borca<sup>a,b</sup> , N. Cartiglia<sup>a</sup> , M. Costa<sup>a,b</sup> , R. Covarelli<sup>a,b</sup> , N. Demaria<sup>a</sup> , L. Finco<sup>a</sup> , M. Grippo<sup>a,b</sup> , B. Kiani<sup>a,b</sup> , F. Legger<sup>a</sup> , F. Luongo<sup>a,b</sup> , C. Mariotti<sup>a</sup> , L. Markovic<sup>a,b</sup> , S. Maselli<sup>a</sup> , A. Mecca<sup>a,b</sup> , L. Menzio<sup>a,b</sup> , P. Meridiani<sup>a</sup> , E. Migliore<sup>a,b</sup> , M. Monteno<sup>a</sup> , R. Mulargia<sup>a</sup> , M.M. Obertino<sup>a,b</sup> , G. Ortona<sup>a</sup> , L. Pacher<sup>a,b</sup> , N. Pastrone<sup>a</sup> , M. Pelliccioni<sup>a</sup> , M. Ruspa<sup>a,c</sup> , F. Siviero<sup>a,b</sup> , V. Sola<sup>a,b</sup> , A. Solano<sup>a,b</sup> , A. Staiano<sup>a</sup> , C. Tarricone<sup>a,b</sup> , D. Trocino<sup>a</sup> , G. Umoret<sup>a,b</sup> , R. White<sup>a,b</sup> 

**INFN Sezione di Trieste<sup>a</sup>, Università di Trieste<sup>b</sup>, Trieste, Italy**

J. Babbar<sup>a,b</sup> , S. Belforte<sup>a</sup> , V. Candelise<sup>a,b</sup> , M. Casarsa<sup>a</sup> , F. Cossutti<sup>a</sup> , K. De Leo<sup>a</sup> , G. Della Ricca<sup>a,b</sup> 



**Kyungpook National University, Daegu, Korea**

S. Dogra , J. Hong , B. Kim , J. Kim, D. Lee, H. Lee, S.W. Lee , C.S. Moon , Y.D. Oh , M.S. Ryu , S. Sekmen , B. Tae, Y.C. Yang 

**Department of Mathematics and Physics - GWNU, Gangneung, Korea**

M.S. Kim 

**Chonnam National University, Institute for Universe and Elementary Particles, Kwangju, Korea**

G. Bak , P. Gwak , H. Kim , D.H. Moon 

**Hanyang University, Seoul, Korea**

E. Asilar , J. Choi , D. Kim , T.J. Kim , J.A. Merlin, Y. Ryou

**Korea University, Seoul, Korea**

S. Choi , S. Han, B. Hong , K. Lee, K.S. Lee , S. Lee , J. Yoo 

**Kyung Hee University, Department of Physics, Seoul, Korea**

J. Goh , S. Yang 








**Sejong University, Seoul, Korea**

H. S. Kim , Y. Kim, S. Lee




**Seoul National University, Seoul, Korea**

J. Almond, J.H. Bhyun, J. Choi , J. Choi, W. Jun , J. Kim , Y.W. Kim , S. Ko , H. Kwon , H. Lee , J. Lee , J. Lee , B.H. Oh , S.B. Oh , H. Seo , U.K. Yang, I. Yoon 

**University of Seoul, Seoul, Korea**

W. Jang , D.Y. Kang, Y. Kang , S. Kim , B. Ko, J.S.H. Lee , Y. Lee , I.C. Park , Y. Roh, I.J. Watson 

**Yonsei University, Department of Physics, Seoul, Korea**

S. Ha , K. Hwang , H.D. Yoo 

**Sungkyunkwan University, Suwon, Korea**

M. Choi , M.R. Kim , H. Lee, Y. Lee , I. Yu 

**College of Engineering and Technology, American University of the Middle East (AUM), Dasman, Kuwait**

T. Beyrouthy , Y. Gharbia 


**Kuwait University - College of Science - Department of Physics, Safat, Kuwait**

F. Alazemi 

**Riga Technical University, Riga, Latvia**

K. Dreimanis , A. Gaile , C. Munoz Diaz , D. Osite , G. Pikurs, A. Potrebko ,  
M. Seidel , D. Sidiropoulos Kontos 

**University of Latvia (LU), Riga, Latvia**

N.R. Strautnieks 







**Vilnius University, Vilnius, Lithuania**

M. Ambrozas , A. Juodagalvis , A. Rinkevicius , G. Tamulaitis 






**National Centre for Particle Physics, Universiti Malaya, Kuala Lumpur, Malaysia**

I. Yusuff<sup>54</sup> , Z. Zolkapli



**Universidad de Sonora (UNISON), Hermosillo, Mexico**

J.F. Benitez , A. Castaneda Hernandez , H.A. Encinas Acosta, L.G. Gallegos Maríñez,  
M. León Coello , J.A. Murillo Quijada , A. Sehrawat , L. Valencia Palomo 

**Centro de Investigacion y de Estudios Avanzados del IPN, Mexico City, Mexico**

G. Ayala , H. Castilla-Valdez , H. Crotte Ledesma, E. De La Cruz-Burelo , I. Heredia-  
De La Cruz<sup>55</sup> , R. Lopez-Fernandez , J. Mejia Guisao , C.A. Mondragon Herrera,  
A. Sánchez Hernández 

**Universidad Iberoamericana, Mexico City, Mexico**

C. Oropeza Barrera , D.L. Ramirez Guadarrama, M. Ramírez García 


**Benemerita Universidad Autonoma de Puebla, Puebla, Mexico**

I. Bautista , F.E. Neri Huerta , I. Pedraza , H.A. Salazar Ibarguen , C. Uribe Estrada 





**University of Montenegro, Podgorica, Montenegro**

I. Bubanja , N. Raicevic 

**University of Canterbury, Christchurch, New Zealand**

P.H. Butler 

**National Centre for Physics, Quaid-I-Azam University, Islamabad, Pakistan**

A. Ahmad , M.I. Asghar, A. Awais , M.I.M. Awan, H.R. Hoorani , W.A. Khan 







**AGH University of Krakow, Krakow, Poland**

V. Avati, L. Grzanka , M. Malawski 




**National Centre for Nuclear Research, Swierk, Poland**

H. Bialkowska , M. Bluj , M. Górski , M. Kazana , M. Szeleper , P. Zalewski 


















**Institute of Experimental Physics, Faculty of Physics, University of Warsaw, Warsaw, Poland**

K. Bunkowski , K. Doroba , A. Kalinowski , M. Konecki , J. Krolikowski ,  
A. Muhammad 

**Warsaw University of Technology, Warsaw, Poland**

P. Fokow , K. Pozniak , W. Zabolotny 

**Laboratório de Instrumentação e Física Experimental de Partículas, Lisboa, Portugal**

M. Araujo , D. Bastos , C. Beirão Da Cruz E Silva , A. Boletti , M. Bozzo ,  
T. Camporesi , G. Da Molin , P. Faccioli , M. Gallinaro , J. Hollar , N. Leonardo ,  
G.B. Marozzo , A. Petrilli , M. Pisano , J. Seixas , J. Varela , J.W. Wulff 








**Faculty of Physics, University of Belgrade, Belgrade, Serbia**

P. Adzic , P. Milenovic 

**VINCA Institute of Nuclear Sciences, University of Belgrade, Belgrade, Serbia**

D. Devetak, M. Dordevic , J. Milosevic , L. Nadderd , V. Rekovic

**Centro de Investigaciones Energéticas Medioambientales y Tecnológicas (CIEMAT), Madrid, Spain**

J. Alcaraz Maestre , Cristina F. Bedoya , J.A. Brochero Cifuentes , Oliver M. Carretero , M. Cepeda , M. Cerrada , N. Colino , B. De La Cruz , A. Delgado Peris , A. Escalante Del Valle , D. Fernández Del Val , J.P. Fernández Ramos , J. Flix , M.C. Fouz , O. Gonzalez Lopez , S. Goy Lopez , J.M. Hernandez , M.I. Josa , J. Llorente Merino , C. Martin Perez , E. Martin Viscasillas , D. Moran , C. M. Morcillo Perez , Á. Navarro Tobar , C. Perez Dengra , A. Pérez-Calero Yzquierdo , J. Puerta Pelayo , I. Redondo , S. Sánchez Navas , J. Sastre , J. Vazquez Escobar 








**Universidad Autónoma de Madrid, Madrid, Spain**

J.F. de Trocóniz 


**Universidad de Oviedo, Instituto Universitario de Ciencias y Tecnologías Espaciales de Asturias (ICTEA), Oviedo, Spain**

B. Alvarez Gonzalez , J. Cuevas , J. Fernandez Menendez , S. Folgueras , I. Gonzalez Caballero , P. Leguina , E. Palencia Cortezon , J. Prado Pico, C. Ramón Álvarez , V. Rodríguez Bouza , A. Soto Rodríguez , A. Trapote , C. Vico Villalba , P. Vischia 

**Instituto de Física de Cantabria (IFCA), CSIC-Universidad de Cantabria, Santander, Spain**

S. Bhowmik , S. Blanco Fernández , I.J. Cabrillo , A. Calderon , J. Duarte Campderros , M. Fernandez , G. Gomez , C. Lasasoa García , R. Lopez Ruiz , C. Martinez Rivero , P. Martinez Ruiz del Arbol , F. Matorras , P. Matorras Cuevas , E. Navarrete Ramos , J. Piedra Gomez , L. Scodellaro , I. Vila , J.M. Vizan Garcia 

**University of Colombo, Colombo, Sri Lanka**

B. Kailasapathy<sup>56</sup> , D.D.C. Wickramarathna 







**University of Ruhuna, Department of Physics, Matara, Sri Lanka**

W.G.D. Dharmaratna<sup>57</sup> , K. Liyanage , N. Perera 

**CERN, European Organization for Nuclear Research, Geneva, Switzerland**





D. Abbaneo , C. Amendola , E. Auffray , G. Auzinger , J. Baechler, D. Barney , A. Bermúdez Martínez , M. Bianco , A.A. Bin Anuar , A. Bocchi , L. Borgonovi , C. Botta , E. Brondolin , C.E. Brown , C. Caillol , G. Cerminara , N. Chernyavskaya , D. d'Enterria , A. Dabrowski , A. David , A. De Roeck , M.M. Defranchis , M. Deile , M. Dobson , G. Franzoni , W. Funk , S. Giani, D. Gigi, K. Gill , F. Glege , J. Hegeman , J.K. Heikkilä , B. Huber, V. Innocente , T. James , P. Janot , O. Kaluzinska , O. Karacheban<sup>27</sup> , G. Karathanasis , S. Laurila , P. Lecoq , E. Leutgeb , C. Lourenço , L. Malgeri , M. Mannelli , M. Matthewman, A. Mehta , F. Meijers , S. Mersi , E. Meschi , V. Milosevic , F. Monti , F. Moortgat , M. Mulders , I. Neutelings , S. Orfanelli, F. Pantaleo , G. Petrucciani , A. Pfeiffer , M. Pierini , H. Qu , D. Rabadý , B. Ribeiro Lopes , F. Riti , M. Rovere , H. Sakulin , R. Salvatico , S. Sanchez Cruz , S. Scarfi , C. Schwick, M. Selvaggi , A. Sharma , K. Shchelina , P. Silva , P. Sphicas<sup>58</sup> , A.G. Stahl Leiton , A. Steen , S. Summers , D. Treille , P. Tropea , D. Walter , J. Wanczyk<sup>59</sup> , J. Wang, S. Wuchterl , P. Zehetner , P. Zejdl , W.D. Zeuner

**PSI Center for Neutron and Muon Sciences, Villigen, Switzerland**



















T. Bevilacqua<sup>60</sup> , L. Caminada<sup>60</sup> , A. Ebrahimi , W. Erdmann , R. Horisberger , Q. Ingram , H.C. Kaestli , D. Kotlinski , C. Lange , M. Missiroli<sup>60</sup> , L. Noehte<sup>60</sup> 

T. Rohe , A. Samalan



**ETH Zurich - Institute for Particle Physics and Astrophysics (IPA), Zurich, Switzerland**

T.K. Aarrestad , M. Backhaus , G. Bonomelli , A. Calandri , C. Cazzaniga , K. Datta , P. De Bryas Dexmiers D'archiac<sup>59</sup> , A. De Cosa , G. Dissertori , M. Dittmar, M. Donegà , F. Eble , M. Galli , K. Gedia , F. Glessgen , C. Grab , N. Härringer , T.G. Harte, D. Hits , W. Lustermann , A.-M. Lyon , R.A. Manzoni , M. Marchegiani , L. Marchese , A. Mascellani<sup>59</sup> , F. Nessi-Tedaldi , F. Pauss , V. Perovic , S. Pigazzini , B. Ristic , R. Seidita , J. Steggemann<sup>59</sup> , A. Tarabini , D. Valsecchi , R. Wallny 












**Universität Zürich, Zurich, Switzerland**

C. AMSLER<sup>61</sup> , P. Bäertschi , M.F. Canelli , K. Cormier , M. Huwiler , W. Jin , A. Jofrehei , B. Kilminster , S. Leontsinis , S.P. Liehti , A. Macchiolo , P. Meiring , F. Meng , J. Motta , A. Reimers , P. Robmann, M. Senger , E. Shokr, F. Stäger , R. Tramontano 

**National Central University, Chung-Li, Taiwan**

C. Adloff<sup>62</sup>, D. Bhowmik, C.M. Kuo, W. Lin, P.K. Rout , P.C. Tiwari<sup>37</sup> 


**National Taiwan University (NTU), Taipei, Taiwan**

L. Ceard, K.F. Chen , Z.g. Chen, A. De Iorio , W.-S. Hou , T.h. Hsu, Y.w. Kao, S. Karmakar , G. Kole , Y.y. Li , R.-S. Lu , E. Paganis , X.f. Su , J. Thomas-Wilsker , L.s. Tsai, D. Tsiou, H.y. Wu, E. Yazgan 


















**High Energy Physics Research Unit, Department of Physics, Faculty of Science, Chulalongkorn University, Bangkok, Thailand**

C. Asawatangtrakuldee , N. Srimanobhas , V. Wachirapusanand 


**Tunis El Manar University, Tunis, Tunisia**

Y. Maghrbi 

**Çukurova University, Physics Department, Science and Art Faculty, Adana, Turkey**

D. Agyel , F. Boran , F. Dolek , I. Dumanoglu<sup>63</sup> , E. Eskut , Y. Guler<sup>64</sup> , E. Gurpinar Guler<sup>64</sup> , C. Isik , O. Kara, A. Kayis Topaksu , Y. Komurcu , G. Onengut , K. Ozdemir<sup>65</sup> , A. Polatoz , B. Tali<sup>66</sup> , U.G. Tok , E. Uslan , I.S. Zorbakir 

**Middle East Technical University, Physics Department, Ankara, Turkey**

G. Sokmen, M. Yalvac<sup>67</sup> 










**Bogazici University, Istanbul, Turkey**

B. Akgun , I.O. Atakisi , E. Gülmez , M. Kaya<sup>68</sup> , O. Kaya<sup>69</sup> , S. Tekten<sup>70</sup> 





**Istanbul Technical University, Istanbul, Turkey**

A. Cakir , K. Cankocak<sup>63,71</sup> , G.G. Dincer<sup>63</sup> , S. Sen<sup>72</sup> 

**Istanbul University, Istanbul, Turkey**



































































O. Aydilek<sup>73</sup> , B. Haciasahinoglu , I. Hos<sup>74</sup> , B. Kaynak , S. Ozkorucuklu , O. Potok , H. Sert , C. Simsek , C. Zorbilmez 

**Yildiz Technical University, Istanbul, Turkey**

S. Cerci , B. Isildak<sup>75</sup> , D. Sunar Cerci , T. Yetkin 

**Institute for Scintillation Materials of National Academy of Science of Ukraine, Kharkiv, Ukraine**












A. Boyaryntsev , B. Grynyov 

**National Science Centre, Kharkiv Institute of Physics and Technology, Kharkiv, Ukraine**L. Levchuk **University of Bristol, Bristol, United Kingdom**D. Anthony , J.J. Brooke , A. Bundock , F. Bury , E. Clement , D. Cussans , H. Flacher , M. Glowacki , J. Goldstein , H.F. Heath , M.-L. Holmberg , L. Kreczko , S. Paramesvaran , L. Robertshaw , V.J. Smith , K. Walkingshaw Pass**Rutherford Appleton Laboratory, Didcot, United Kingdom**A.H. Ball , K.W. Bell , A. Belyaev<sup>76</sup> , C. Brew , R.M. Brown , D.J.A. Cockerill , C. Cooke , A. Elliot , K.V. Ellis , K. Harder , S. Harper , J. Linacre , K. Manolopoulos , D.M. Newbold , E. Olaiya , D. Petyt , T. Reis , A.R. Sahasransu , G. Salvi , T. Schuh , C.H. Shepherd-Themistocleous , I.R. Tomalin , K.C. Whalen , T. Williams **Imperial College, London, United Kingdom**I. Andreou , R. Bainbridge , P. Bloch , O. Buchmuller , C.A. Carrillo Montoya , G.S. Chahal<sup>77</sup> , D. Colling , J.S. Dancu , I. Das , P. Dauncey , G. Davies , M. Della Negra , S. Fayer , G. Fedi , G. Hall , A. Howard , G. Iles , C.R. Knight , P. Krueper , J. Langford , K.H. Law , J. León Holgado , L. Lyons , A.-M. Magnan , B. Maier , S. Mallios , M. Mieskolainen , J. Nash<sup>78</sup> , M. Pesaresi , P.B. Pradeep , B.C. Radburn-Smith , A. Richards , A. Rose , K. Savva , C. Seez , R. Shukla , A. Tapper , K. Uchida , G.P. Uttley , T. Virdee<sup>29</sup> , M. Vojinovic , N. Wardle , D. Winterbottom **Brunel University, Uxbridge, United Kingdom**J.E. Cole , A. Khan , P. Kyberd , I.D. Reid **Baylor University, Waco, Texas, USA**S. Abdullin , A. Brinkerhoff , E. Collins , M.R. Darwish , J. Dittmann , K. Hatakeyama , V. Hegde , J. Hiltbrand , B. McMaster , J. Samudio , S. Sawant , C. Sutantawibul , J. Wilson **Catholic University of America, Washington, DC, USA**R. Bartek , A. Dominguez , A.E. Simsek , S.S. Yu **The University of Alabama, Tuscaloosa, Alabama, USA**B. Bam , A. Buchot Perraguin , R. Chudasama , S.I. Cooper , C. Crovella , S.V. Gleyzer , E. Pearson , C.U. Perez , P. Rumerio<sup>79</sup> , E. Usai , R. Yi **Boston University, Boston, Massachusetts, USA**A. Akpinar , C. Cosby , G. De Castro , Z. Demiragli , C. Erice , C. Fangmeier , C. Fernandez Madrazo , E. Fontanesi , D. Gastler , F. Golf , S. Jeon , J. O'cain , I. Reed , J. Rohlf , K. Salyer , D. Sperka , D. Spitzbart , I. Suarez , A. Tsatsos , A.G. Zecchinelli **Brown University, Providence, Rhode Island, USA**G. Barone , G. Benelli , D. Cutts , L. Gouskos , M. Hadley , U. Heintz , K.W. Ho , J.M. Hogan<sup>80</sup> , T. Kwon , G. Landsberg , K.T. Lau , J. Luo , S. Mondal , T. Russell , S. Sagir<sup>81</sup> , X. Shen , F. Simpson , M. Stamenkovic , N. Venkatasubramanian **University of California, Davis, Davis, California, USA**S. Abbott , B. Barton , C. Brainerd , R. Breedon , H. Cai , M. Calderon De La Barca Sanchez , M. Chertok , M. Citron , J. Conway , P.T. Cox , R. Erbacher , F. Jensen , O. Kukral , G. Mocellin , M. Mulhearn , S. Ostrom 



W. Wei , S. Yoo , F. Zhang 
























**University of California, Los Angeles, California, USA**

K. Adamidis, M. Bachtis , D. Campos, R. Cousins , A. Datta , G. Flores Avila , J. Hauser , M. Ignatenko , M.A. Iqbal , T. Lam , Y.f. Lo, E. Manca , A. Nunez Del Prado, D. Saltzberg , V. Valuev 




















**University of California, Riverside, Riverside, California, USA**

R. Clare , J.W. Gary , G. Hanson 








**University of California, San Diego, La Jolla, California, USA**

A. Aportela, A. Arora , J.G. Branson , S. Cittolin , S. Cooperstein , D. Diaz , J. Duarte , L. Giannini , Y. Gu, J. Guiang , R. Kansal , V. Krutelyov , R. Lee , J. Letts , M. Masciovecchio , F. Mokhtar , S. Mukherjee , M. Pieri , D. Primosch, M. Quinnan , V. Sharma , M. Tadel , E. Vourliotis , F. Würthwein , Y. Xiang , A. Yagil 
















**University of California, Santa Barbara - Department of Physics, Santa Barbara, California, USA**

A. Barzdukas , L. Brennan , C. Campagnari , K. Downham , C. Grieco , M.M. Hussain, J. Incandela , J. Kim , A.J. Li , P. Masterson , H. Mei , J. Richman , S.N. Santpur , U. Sarica , R. Schmitz , F. Setti , J. Sheplock , D. Stuart , T.Á. Vámi , X. Yan , D. Zhang














**California Institute of Technology, Pasadena, California, USA**

S. Bhattacharya , A. Bornheim , O. Cerri, A. Latorre, J. Mao , H.B. Newman , G. Reales Gutiérrez, M. Spiropulu , J.R. Vlimant , C. Wang , S. Xie , R.Y. Zhu 
















**Carnegie Mellon University, Pittsburgh, Pennsylvania, USA**

J. Alison , S. An , P. Bryant , M. Cremonesi, V. Dutta , T. Ferguson , T.A. Gómez Espinosa , A. Harilal , A. Kallil Tharayil, C. Liu , T. Mudholkar , S. Murthy , P. Palit , K. Park, M. Paulini , A. Roberts , A. Sanchez , W. Terrill 




























































**University of Colorado Boulder, Boulder, Colorado, USA**

J.P. Cumalat , W.T. Ford , A. Hart , A. Hassani , N. Manganelli , J. Parkes , C. Savard , N. Schonbeck , K. Stenson , K.A. Ulmer , S.R. Wagner , N. Zipper , D. Zuolo 

**Cornell University, Ithaca, New York, USA**




















J. Alexander , X. Chen , D.J. Cranshaw , J. Dickinson , J. Fan , X. Fan , S. Hogan , P. Kotamnives, J. Monroy , M. Oshiro , J.R. Patterson , M. Reid , A. Ryd , J. Thom , P. Wittich , R. Zou 

**Fermi National Accelerator Laboratory, Batavia, Illinois, USA**












M. Albrow , M. Alyari , O. Amram , G. Apollinari , A. Apresyan , L.A.T. Bauerdick , D. Berry , J. Berryhill , P.C. Bhat , K. Burkett , J.N. Butler , A. Canepa , G.B. Cerati , H.W.K. Cheung , F. Chlebana , G. Cummings , I. Dutta , V.D. Elvira , Y. Feng , J. Freeman , A. Gandrakota , Z. Gecse , L. Gray , D. Green, A. Grummer , S. Grünendahl , D. Guerrero , O. Gutsche , R.M. Harris , T.C. Herwig , J. Hirschauer , B. Jayatilaka , S. Jindariani , M. Johnson , U. Joshi , T. Klijsma , B. Klima , K.H.M. Kwok , S. Lammel , C. Lee , D. Lincoln , R. Lipton , T. Liu , C. Madrid , K. Maeshima , D. Mason , P. McBride , P. Merkel , S. Mrenna , S. Nahn , J. Ngadiuba , D. Noonan , S. Norberg, V. Papadimitriou , N. Pastika , K. Pedro , C. Pena<sup>82</sup> , F. Ravera , A. Reinsvold Hall<sup>83</sup> , L. Ristori , M. Safdari 

E. Sexton-Kennedy , N. Smith , A. Soha , L. Spiegel , S. Stoynev , J. Strait , L. Taylor , S. Tkaczyk , N.V. Tran , L. Uplegger , E.W. Vaandering , I. Zoi 






#### University of Florida, Gainesville, Florida, USA

C. Aruta , P. Avery , D. Bourilkov , P. Chang , V. Cherepanov , R.D. Field, C. Huh , E. Koenig , M. Kolosova , J. Konigsberg , A. Korytov , K. Matchev , N. Menendez , G. Mitselmakher , K. Mohrman , A. Muthirakalayil Madhu , N. Rawal , S. Rosenzweig , Y. Takahashi , J. Wang 
























#### Florida State University, Tallahassee, Florida, USA

T. Adams , A. Al Kadhim , A. Askew , S. Bower , R. Hashmi , R.S. Kim , S. Kim , T. Kolberg , G. Martinez, H. Prosper , P.R. Prova, M. Wulansatiti , R. Yohay , J. Zhang











#### Florida Institute of Technology, Melbourne, Florida, USA

B. Alsufyani , S. Butalla , S. Das , T. Elkafrawy<sup>84</sup> , M. Hohlmann , E. Yanes












#### University of Illinois Chicago, Chicago, Illinois, USA

M.R. Adams , A. Baty , C. Bennett, R. Cavanaugh , R. Escobar Franco , O. Evdokimov , C.E. Gerber , M. Hawksworth, A. Hingrajiya, D.J. Hofman , J.h. Lee , D. S. Lemos , A.H. Merrit , C. Mills , S. Nanda , G. Oh , B. Ozek , D. Pilipovic , R. Pradhan , E. Prifti, T. Roy , S. Rudrabhatla , N. Singh, M.B. Tonjes , N. Varelas , M.A. Wadud , Z. Ye , J. Yoo 























#### The University of Iowa, Iowa City, Iowa, USA

M. Alhusseini , D. Blend, K. Dilsiz<sup>85</sup> , L. Emediato , G. Karaman , O.K. Köseyan , J.-P. Merlo, A. Mestvirishvili<sup>86</sup> , O. Neogi, H. Ogul<sup>87</sup> , Y. Onel , A. Penzo , C. Snyder, E. Tiras<sup>88</sup> 









#### Johns Hopkins University, Baltimore, Maryland, USA

B. Blumenfeld , L. Corcodilos , J. Davis , A.V. Gritsan , L. Kang , S. Kyriacou , P. Maksimovic , M. Roguljic , J. Roskes , S. Sekhar , M. Swartz 



















#### The University of Kansas, Lawrence, Kansas, USA

A. Abreu , L.F. Alcerro Alcerro , J. Anguiano , S. Arteaga Escatel , P. Baringer , A. Bean , Z. Flowers , D. Grove , J. King , G. Krintiras , M. Lazarovits , C. Le Mahieu , J. Marquez , M. Murray , M. Nickel , M. Pitt , S. Popescu<sup>89</sup> , C. Rogan , C. Royon , S. Sanders , C. Smith , G. Wilson 

























#### Kansas State University, Manhattan, Kansas, USA

B. Allmond , R. Gujju Gurunadha , A. Ivanov , K. Kaadze , Y. Maravin , J. Natoli , D. Roy , G. Sorrentino 









#### University of Maryland, College Park, Maryland, USA

A. Baden , A. Belloni , J. Bistany-riebman, Y.M. Chen , S.C. Eno , N.J. Hadley , S. Jabeen , R.G. Kellogg , T. Koeth , B. Kronheim, Y. Lai , S. Lascio , A.C. Mignerey , S. Nabili , C. Palmer , C. Papageorgakis , M.M. Paranjpe, E. Popova<sup>90</sup> , A. Shevelev , L. Wang , L. Zhang 

#### Massachusetts Institute of Technology, Cambridge, Massachusetts, USA

J. Bendavid , S. Bright-Thonney , I.A. Cali , P.c. Chou , M. D'Alfonso , J. Eysermans , C. Freer , G. Gomez-Ceballos , M. Goncharov, G. Grosso, P. Harris, D. Hoang, D. Kovalskyi , J. Krupa , L. Lavezzo , Y.-J. Lee , K. Long , C. McGinn, A. Novak , M.I. Park , C. Paus , C. Reissel , C. Roland , G. Roland , S. Rothman , G.S.F. Stephans , Z. Wang , B. Wyslouch , T. J. Yang 











**University of Minnesota, Minneapolis, Minnesota, USA**

B. Crossman , B.M. Joshi , C. Kapsiak , M. Krohn , D. Mahon , J. Mans ,  
B. Marzocchi , M. Revering , R. Rusack , R. Saradhy , N. Strobbe 




















**University of Nebraska-Lincoln, Lincoln, Nebraska, USA**

K. Bloom , D.R. Claes , G. Haza , J. Hossain , C. Joo , I. Kravchenko , A. Rohilla ,  
J.E. Siado , W. Tabb , A. Vagnerini , A. Wightman , F. Yan , D. Yu 










**State University of New York at Buffalo, Buffalo, New York, USA**

H. Bandyopadhyay , L. Hay , H.w. Hsia, I. Iashvili , A. Kalogeropoulos ,  
A. Kharchilava , M. Morris , D. Nguyen , S. Rappoccio , H. Rejeb Sfar, A. Williams ,  
P. Young 


























**Northeastern University, Boston, Massachusetts, USA**

G. Alverson , E. Barberis , J. Bonilla , B. Bylsma, M. Campana , J. Dervan ,  
Y. Haddad , Y. Han , I. Israr , A. Krishna , J. Li , M. Lu , R. Mccarthy ,  
D.M. Morse , V. Nguyen , T. Orimoto , A. Parker , L. Skinnari , E. Tsai , D. Wood 









**Northwestern University, Evanston, Illinois, USA**

J. Bueghly, S. Dittmer , K.A. Hahn , D. Li , Y. Liu , M. Mcginnis , Y. Miao ,  
D.G. Monk , M.H. Schmitt , A. Taliercio , M. Velasco

















**University of Notre Dame, Notre Dame, Indiana, USA**

G. Agarwal , R. Band , R. Bucci, S. Castells , A. Das , R. Goldouzian , M. Hildreth ,  
K. Hurtado Anampa , T. Ivanov , C. Jessop , K. Lannon , J. Lawrence , N. Loukas ,  
L. Lutton , J. Mariano, N. Marinelli, I. Mcalister, T. McCauley , C. Mcgrady , C. Moore ,  
Y. Musienko <sup>15</sup> , H. Nelson , M. Osherson , A. Piccinelli , R. Ruchti , A. Townsend ,  
Y. Wan, M. Wayne , H. Yockey, M. Zarucki , L. Zygalá 

**The Ohio State University, Columbus, Ohio, USA**

A. Basnet , M. Carrigan , L.S. Durkin , C. Hill , M. Joyce , M. Nunez Ornelas , K. Wei,  
D.A. Wenzl, B.L. Winer , B. R. Yates 




















**Princeton University, Princeton, New Jersey, USA**

H. Bouchamaoui , K. Coldham, P. Das , G. Dezoort , P. Elmer , A. Frankenthal ,  
B. Greenberg , N. Haubrich , K. Kennedy, G. Kopp , S. Kwan , D. Lange ,  
A. Loeliger , D. Marlow , I. Ojalvo , J. Olsen , D. Stickland , C. Tully , L.H. Vage




**University of Puerto Rico, Mayaguez, Puerto Rico, USA**

S. Malik , R. Sharma















**Purdue University, West Lafayette, Indiana, USA**

A.S. Bakshi , S. Chandra , R. Chawla , A. Gu , L. Gutay, M. Jones , A.W. Jung ,  
A.M. Koshy, M. Liu , G. Negro , N. Neumeister , G. Paspalaki , S. Piperov ,  
V. Scheurer, J.F. Schulte , M. Stojanovic , J. Thieman , A. K. Viridi , F. Wang ,  
A. Wildridge , W. Xie , Y. Yao 

**Purdue University Northwest, Hammond, Indiana, USA**

J. Dolen , N. Parashar , A. Pathak 




















**Rice University, Houston, Texas, USA**

D. Acosta , A. Agrawal , T. Carnahan , K.M. Ecklund , P.J. Fernández Manteca ,  
S. Freed, P. Gardner, F.J.M. Geurts , I. Krommydas , W. Li , J. Lin , O. Miguel Colin ,  
B.P. Padley , R. Redjimi, J. Rotter , E. Yigitbasi , Y. Zhang 











**University of Rochester, Rochester, New York, USA**

A. Bodek , P. de Barbaro , R. Demina , J.L. Dulemba , A. Garcia-Bellido , O. Hindrichs , A. Khukhunaishvili , N. Parmar, P. Parygin<sup>90</sup> , R. Taus 















**Rutgers, The State University of New Jersey, Piscataway, New Jersey, USA**

B. Chiarito, J.P. Chou , S.V. Clark , D. Gadkari , Y. Gershtein , E. Halkiadakis , M. Heindl , C. Houghton , D. Jaroslowski , S. Konstantinou , I. Laflotte , A. Lath , R. Montalvo, K. Nash, J. Reichert , P. Saha , S. Salur , S. Schnetzer, D. Shih , S. Somalwar , R. Stone , S.A. Thayil , S. Thomas, J. Vora 





**University of Tennessee, Knoxville, Tennessee, USA**

D. Ally , A.G. Delannoy , S. Fiorendi , S. Higginbotham , T. Holmes , A.R. Kanuganti , N. Karunarathna , L. Lee , E. Nibigira , S. Spanier 

**Texas A&M University, College Station, Texas, USA**

D. Aebi , M. Ahmad , T. Akhter , K. Androsov<sup>59</sup> , O. Bouhali<sup>91</sup> , R. Eusebi , J. Gilmore , T. Huang , T. Kamon<sup>92</sup> , H. Kim , S. Luo , R. Mueller , D. Overton , A. Safonov 

**Texas Tech University, Lubbock, Texas, USA**

N. Akchurin , J. Damgov , N. Gogate , A. Hussain , Y. Kazhykarim, K. Lamichhane , S.W. Lee , A. Mankel , T. Peltola , I. Volobouev 

**Vanderbilt University, Nashville, Tennessee, USA**

E. Appelt , Y. Chen , S. Greene, A. Gurrola , W. Johns , R. Kunnawalkam Elayavalli , A. Melo , D. Rathjens , F. Romeo , P. Sheldon , S. Tuo , J. Velkovska , J. Viinikainen 
























**University of Virginia, Charlottesville, Virginia, USA**

B. Cardwell , H. Chung, B. Cox , J. Hakala , R. Hirosky , A. Ledovskoy , C. Mantilla , C. Neu 

**Wayne State University, Detroit, Michigan, USA**
















S. Bhattacharya , P.E. Karchin 

**University of Wisconsin - Madison, Madison, Wisconsin, USA**

A. Aravind , S. Banerjee , K. Black , T. Bose , E. Chavez , S. Dasu , P. Everaerts , C. Galloni, H. He , M. Herndon , A. Herve , C.K. Koraka , A. Lanaro, R. Loveless , J. Madhusudanan Sreekala , A. Mallampalli , A. Mohammadi , S. Mondal, G. Parida , L. Pétré , D. Pinna, A. Savin, V. Shang , V. Sharma , W.H. Smith , D. Teague, H.F. Tsoi , W. Vetens , A. Warden 

**Authors affiliated with an institute or an international laboratory covered by a cooperation agreement with CERN**

S. Afanasiev , V. Alexakhin , D. Budkouski , I. Golutvin<sup>†</sup> , I. Gorbunov , V. Karjavine , O. Kodolova<sup>93</sup> , V. Korenkov , A. Lanev , A. Malakhov , V. Matveev<sup>94</sup> , A. Nikitenko<sup>95,93</sup> , V. Palichik , V. Perelygin , M. Savina , V. Shalaev , S. Shmatov , S. Shulha , V. Smirnov , O. Teryaev , N. Voytishin , B.S. Yuldashev<sup>96</sup>, A. Zarubin , I. Zhizhin , G. Gavrillov , V. Golovtcov , Y. Ivanov , V. Kim<sup>94</sup> , P. Levchenko<sup>97</sup> , V. Murzin , V. Oreshkin , D. Sosnov , V. Sulimov , L. Uvarov , A. Vorobyev<sup>†</sup>, Yu. Andreev , A. Dermenev , S. Gninenko , N. Golubev , A. Karneyev , D. Kirpichnikov , M. Kirsanov , N. Krasnikov , I. Tlisova , A. Toropin , T. Aushev , K. Ivanov , V. Gavrillov , N. Lychkovskaya , V. Popov , A. Zhokin , M. Chadeeva<sup>94</sup> , R. Chistov<sup>94</sup> , S. Polikarpov<sup>94</sup> , V. Andreev , M. Azarkin , M. Kirakosyan, A. Terkulov , E. Boos , V. Bunichev , M. Dubinin<sup>82</sup> , L. Dudko , A. Ershov , V. Klyukhin 

S. Obraztsov , M. Perfilov , S. Petrushanko , V. Savrin , A. Snigirev , V. Blinov<sup>94</sup>,  
T. Dimova<sup>94</sup> , A. Kozyrev<sup>94</sup> , O. Radchenko<sup>94</sup> , Y. Skovpen<sup>94</sup> , V. Kachanov ,  
S. Slabospitskii , A. Uzunian , A. Babaev , V. Borshch , D. Druzhkin<sup>98</sup> 

†: Deceased

<sup>1</sup>Also at Yerevan State University, Yerevan, Armenia

<sup>2</sup>Also at TU Wien, Vienna, Austria

<sup>3</sup>Also at Ghent University, Ghent, Belgium

<sup>4</sup>Also at Universidade do Estado do Rio de Janeiro, Rio de Janeiro, Brazil

<sup>5</sup>Also at FACAMP - Faculdades de Campinas, Sao Paulo, Brazil

<sup>6</sup>Also at Universidade Estadual de Campinas, Campinas, Brazil

<sup>7</sup>Also at Federal University of Rio Grande do Sul, Porto Alegre, Brazil

<sup>8</sup>Also at University of Chinese Academy of Sciences, Beijing, China

<sup>9</sup>Also at China Center of Advanced Science and Technology, Beijing, China

<sup>10</sup>Also at University of Chinese Academy of Sciences, Beijing, China

<sup>11</sup>Also at China Spallation Neutron Source, Guangdong, China

<sup>12</sup>Now at Henan Normal University, Xinxiang, China

<sup>13</sup>Also at University of Shanghai for Science and Technology, Shanghai, China

<sup>14</sup>Now at The University of Iowa, Iowa City, Iowa, USA

<sup>15</sup>Also at an institute or an international laboratory covered by a cooperation agreement with CERN

<sup>16</sup>Also at Cairo University, Cairo, Egypt

<sup>17</sup>Also at Suez University, Suez, Egypt

<sup>18</sup>Now at British University in Egypt, Cairo, Egypt

<sup>19</sup>Also at Purdue University, West Lafayette, Indiana, USA

<sup>20</sup>Also at Université de Haute Alsace, Mulhouse, France

<sup>21</sup>Also at Istinye University, Istanbul, Turkey

<sup>22</sup>Also at Tbilisi State University, Tbilisi, Georgia

<sup>23</sup>Also at The University of the State of Amazonas, Manaus, Brazil

<sup>24</sup>Also at University of Hamburg, Hamburg, Germany

<sup>25</sup>Also at RWTH Aachen University, III. Physikalisches Institut A, Aachen, Germany

<sup>26</sup>Also at Bergische University Wuppertal (BUW), Wuppertal, Germany

<sup>27</sup>Also at Brandenburg University of Technology, Cottbus, Germany

<sup>28</sup>Also at Forschungszentrum Jülich, Juelich, Germany

<sup>29</sup>Also at CERN, European Organization for Nuclear Research, Geneva, Switzerland

<sup>30</sup>Also at HUN-REN ATOMKI - Institute of Nuclear Research, Debrecen, Hungary

<sup>31</sup>Now at Universitatea Babeş-Bolyai - Facultatea de Fizica, Cluj-Napoca, Romania

<sup>32</sup>Also at MTA-ELTE Lendület CMS Particle and Nuclear Physics Group, Eötvös Loránd University, Budapest, Hungary

<sup>33</sup>Also at HUN-REN Wigner Research Centre for Physics, Budapest, Hungary

<sup>34</sup>Also at Physics Department, Faculty of Science, Assiut University, Assiut, Egypt

<sup>35</sup>Also at Punjab Agricultural University, Ludhiana, India

<sup>36</sup>Also at University of Visva-Bharati, Santiniketan, India

<sup>37</sup>Also at Indian Institute of Science (IISc), Bangalore, India

<sup>38</sup>Also at Amity University Uttar Pradesh, Noida, India

<sup>39</sup>Also at IIT Bhubaneswar, Bhubaneswar, India

<sup>40</sup>Also at Institute of Physics, Bhubaneswar, India

<sup>41</sup>Also at University of Hyderabad, Hyderabad, India

<sup>42</sup>Also at Deutsches Elektronen-Synchrotron, Hamburg, Germany

<sup>43</sup>Also at Isfahan University of Technology, Isfahan, Iran

- <sup>44</sup>Also at Sharif University of Technology, Tehran, Iran
- <sup>45</sup>Also at Department of Physics, University of Science and Technology of Mazandaran, Behshahr, Iran
- <sup>46</sup>Also at Department of Physics, Faculty of Science, Arak University, ARAK, Iran
- <sup>47</sup>Also at Helwan University, Cairo, Egypt
- <sup>48</sup>Also at Italian National Agency for New Technologies, Energy and Sustainable Economic Development, Bologna, Italy
- <sup>49</sup>Also at Centro Siciliano di Fisica Nucleare e di Struttura Della Materia, Catania, Italy
- <sup>50</sup>Also at Università degli Studi Guglielmo Marconi, Roma, Italy
- <sup>51</sup>Also at Scuola Superiore Meridionale, Università di Napoli 'Federico II', Napoli, Italy
- <sup>52</sup>Also at Fermi National Accelerator Laboratory, Batavia, Illinois, USA
- <sup>53</sup>Also at Consiglio Nazionale delle Ricerche - Istituto Officina dei Materiali, Perugia, Italy
- <sup>54</sup>Also at Department of Applied Physics, Faculty of Science and Technology, Universiti Kebangsaan Malaysia, Bangi, Malaysia
- <sup>55</sup>Also at Consejo Nacional de Ciencia y Tecnología, Mexico City, Mexico
- <sup>56</sup>Also at Trincomalee Campus, Eastern University, Sri Lanka, Nilaveli, Sri Lanka
- <sup>57</sup>Also at Saegis Campus, Nugegoda, Sri Lanka
- <sup>58</sup>Also at National and Kapodistrian University of Athens, Athens, Greece
- <sup>59</sup>Also at Ecole Polytechnique Fédérale Lausanne, Lausanne, Switzerland
- <sup>60</sup>Also at Universität Zürich, Zurich, Switzerland
- <sup>61</sup>Also at Stefan Meyer Institute for Subatomic Physics, Vienna, Austria
- <sup>62</sup>Also at Laboratoire d'Annecy-le-Vieux de Physique des Particules, IN2P3-CNRS, Annecy-le-Vieux, France
- <sup>63</sup>Also at Near East University, Research Center of Experimental Health Science, Mersin, Turkey
- <sup>64</sup>Also at Konya Technical University, Konya, Turkey
- <sup>65</sup>Also at Izmir Bakircay University, Izmir, Turkey
- <sup>66</sup>Also at Adiyaman University, Adiyaman, Turkey
- <sup>67</sup>Also at Bozok Universitetesi Rektörlüğü, Yozgat, Turkey
- <sup>68</sup>Also at Marmara University, Istanbul, Turkey
- <sup>69</sup>Also at Milli Savunma University, Istanbul, Turkey
- <sup>70</sup>Also at Kafkas University, Kars, Turkey
- <sup>71</sup>Now at Istanbul Okan University, Istanbul, Turkey
- <sup>72</sup>Also at Hacettepe University, Ankara, Turkey
- <sup>73</sup>Also at Erzincan Binali Yildirim University, Erzincan, Turkey
- <sup>74</sup>Also at Istanbul University - Cerrahpasa, Faculty of Engineering, Istanbul, Turkey
- <sup>75</sup>Also at Yildiz Technical University, Istanbul, Turkey
- <sup>76</sup>Also at School of Physics and Astronomy, University of Southampton, Southampton, United Kingdom
- <sup>77</sup>Also at IPPP Durham University, Durham, United Kingdom
- <sup>78</sup>Also at Monash University, Faculty of Science, Clayton, Australia
- <sup>79</sup>Also at Università di Torino, Torino, Italy
- <sup>80</sup>Also at Bethel University, St. Paul, Minnesota, USA
- <sup>81</sup>Also at Karamanoğlu Mehmetbey University, Karaman, Turkey
- <sup>82</sup>Also at California Institute of Technology, Pasadena, California, USA
- <sup>83</sup>Also at United States Naval Academy, Annapolis, Maryland, USA
- <sup>84</sup>Also at Ain Shams University, Cairo, Egypt
- <sup>85</sup>Also at Bingöl University, Bingöl, Turkey
- <sup>86</sup>Also at Georgian Technical University, Tbilisi, Georgia

<sup>87</sup>Also at Sinop University, Sinop, Turkey

<sup>88</sup>Also at Erciyes University, Kayseri, Turkey

<sup>89</sup>Also at Horia Hulubei National Institute of Physics and Nuclear Engineering (IFIN-HH), Bucharest, Romania

<sup>90</sup>Now at another institute or international laboratory covered by a cooperation agreement with CERN

<sup>91</sup>Also at Texas A&M University at Qatar, Doha, Qatar

<sup>92</sup>Also at Kyungpook National University, Daegu, Korea

<sup>93</sup>Also at Yerevan Physics Institute, Yerevan, Armenia

<sup>94</sup>Also at another institute or international laboratory covered by a cooperation agreement with CERN

<sup>95</sup>Also at Imperial College, London, United Kingdom

<sup>96</sup>Also at Institute of Nuclear Physics of the Uzbekistan Academy of Sciences, Tashkent, Uzbekistan

<sup>97</sup>Also at Northeastern University, Boston, Massachusetts, USA

<sup>98</sup>Also at Universiteit Antwerpen, Antwerpen, Belgium