

---

# Sprite Sheet Diffusion: Generate Game Character for Animation

---

**Cheng-An Hsieh**                      **Jing Zhang**                      **Ava Yan**  
 chengan2@andrew.cmu.edu      jingzha4@andrew.cmu.edu      lany2@andrew.cmu.edu

## 1 Introduction

In 2D game development, creating character animations is a crucial step. Illustrators typically start by designing a main character image, which serves as the foundation for all animations. Subsequently, they draw the character in various actions (such as running) and poses (different key frames of the character running) to create a smooth motion sequence. This process demands meticulous manual effort to maintain consistency in design, proportions, and style across multiple frames, making it both time-intensive and laborious. (Figure 1)

Generative models, particularly diffusion models, offer a transformative approach to automate the creation of sprite sheets. Known for their ability to generate diverse images, diffusion models can be adapted to generate character animations, significantly reducing manual effort, accelerating animation workflows, and enabling new creative possibilities in game development.

In this work, we innovatively adapt the video generation method Animate Anyone [Hu, 2024] by enhancing key components for better performance. To ensure consistent appearance and preserve fine details, we incorporate features from ReferenceNet into the denoising UNet using spatial attention mechanisms. For precise pose control, we implement a lightweight Pose Guider that integrates pose signals into the denoising process. To achieve temporal stability across multiple frames, we employ a motion module. We also construct a game sprite sheet dataset comprising character motion images and their corresponding pose images. Despite the dataset’s small size, our experiments demonstrate that the model performs effectively in generating character action sequences when initialized with pretrained weights from Stable Diffusion (SD) model.

## 2 Dataset and Task

The proposed task involves generating an **action sequence** of a game character conditioned on an initial **game character reference image** (Figure 2a), a specified **pose sequence** (Figure 2b), and the resulting **action sequence** (Figure 2c). The reference image defines the character’s appearance, while the pose sequence outlines the intended actions. The goal is to create a sequence of images that depict the character performing these actions, maintaining consistency with the reference image. Formally, let  $C$  denote the reference image of the game character,  $P = \{p_1, p_2, \dots, p_n\}$  denote the pose sequence, where each  $p_i$  represents a specific pose in the sequence, and  $\hat{I} = \{\hat{i}_1, \hat{i}_2, \dots, \hat{i}_n\}$  denote the generated image sequence, where  $\hat{i}_i$  corresponds to the character in pose  $p_i$ . The model learns a mapping  $f : (C, P) \rightarrow \hat{I}$  such that each  $\hat{i}_i = f(C, p_i)$ .

Since this is a novel problem, no existing datasets fully meet the requirements, but we found publicly available sprite sheet datasets, and applied pose detection algorithms or manual pose annotations to generate corresponding pose sequences. We curated the dataset from GameArt2D<sup>1</sup>, which contains high-quality, pre-cropped, and uniformly formatted sprite sequences to serve as our ground truth sequences. We collected 619 (reference image, pose image, target image) pairs across 75 action sequences from 16 characters. These pairs were split into training and testing sets at the character level, with 463 (reference image, pose image, target image) pairs from 55 action sequences of 11

<sup>1</sup><https://www.gameart2d.com/freebies.html>

characters used for training, and 156 (reference image, pose image, target image) pairs from 20 action sequences of 5 characters for testing. See Figure 2 for an example.

The evaluation comprises both qualitative and quantitative assessments. For qualitative analysis, we manually evaluate five examples to verify alignment with conditioned images and detail consistency across frames. For quantitative analysis, we evaluate the generated motion frames based on: (1) the similarity to the reference motion frames; and (2) the subject consistency within the generated motion frames for each motion. This is because we not only want the generated character to align with the given character image, but we also want our method to be able to generate a consistent character across various motion frames. To evaluate the similarity compared to the reference image, we use the Structural Similarity Index Measure (SSIM) [Wang et al., 2004] to assess structural similarity in luminance and contrast, the Peak Signal-to-Noise Ratio (PSNR) [Horé and Ziou, 2010] to evaluate the pixel-wise difference, and the Learned Perceptual Image Patch Similarity (LPIPS) [Zhang et al., 2018] to measure perceptual differences aligned with human judgment. To evaluate the subject consistency, we utilize the DINO feature similarity score proposed by Huang et al. [2024].

### 3 Related Work

#### 3.1 Image2Pose

2D human pose estimation (HPE) is a task that aims to predict the 2D spatial coordinates of human body keypoints from images [Zheng et al., 2023]. Early works, such as DeepPose [Toshev and Szedgy, 2014], adopted regression-based approaches, directly predicting joint coordinates from the input image. Later, heatmap-based approaches became dominant, as they estimate joint positions through probability maps and achieve higher spatial precision (e.g., DW-Pose [Tian et al., 2021]). Some methods target single-person scenarios, while others target multi-person scenarios (e.g. OpenPose [Cao et al., 2017]).

Despite the success of pose estimation in human-centered tasks, we found that these models, such as DW-Pose and OpenPose, do not generalize well to illustrations in sprite sheets. Game characters often have exaggerated proportions, costumes that obscure body parts, or poses that deviate significantly from standard human postures, presenting unique challenges. There is very limited research on pose estimation for illustrations; in fact, the only work we could find is the transfer learning approach proposed by Chen and Zwicker [2022], which adapts human pose estimation models for illustrated characters. However, given that pose estimation is only a minor component in our pipeline and we do not require large-scale datasets, we manually annotate poses for unsuccessful cases.

#### 3.2 Image2Image

The image-to-image generation task takes an image as a prompt and generates a new image based on it. Sprite sheet generation can be treated as a downstream task for image generation, which requires creating consistent motion images based on a given character’s image and pose. The diffusion-based generative model [Rombach et al., 2022] is widely considered the state-of-the-art for many image generation tasks [Dhariwal and Nichol, 2021, Yang et al., 2023]. Additionally, numerous previous works have focused on controlling the image generation process. For instance, Zhang et al. [2023] propose ControlNet, which can be applied to large pretrained diffusion models to introduce a conditional image that guides the spatial structure of the generated image. Similarly, IPAdaptor, presented by Ye et al. [2023], serves as a lightweight adapter to the diffusion model, assisting in generating images that are similar to the reference images in content and style. However, although these methods help add control to image generation tasks, when generating a sequence of images for a specific character, diffusion-based generation models still suffer from inconsistencies in character portrayal. This limitation has become a bottleneck in applying diffusion models to real-world applications, such as game development.

#### 3.3 Image2Video

Pose-to-video synthesis aims to generate realistic and temporally coherent video sequences from a sequence of human poses. This task is crucial for applications in animation, virtual reality, and game development, where smooth and consistent character movements are essential. Building upon the

foundations of image-to-image and image-to-pose techniques discussed in the previous subsections, pose-to-video methods integrate pose information to create dynamic and controllable animations.

In the context of our project, the methodologies from Hu [2024], Wei et al. [2024] are particularly relevant. Hu [2024] introduces a diffusion-based framework for character animation that leverages ReferenceNet with spatial attention to merge appearance features from a reference image and incorporates a pose guider alongside temporal modeling to ensure smooth inter-frame transitions. Building upon this foundation, Wei et al. [2024] present AniPortrait, which specializes in facial animation by integrating audio inputs with reference portrait images.

In contrast to these video-focused approaches, our work adapts pose-to-video techniques to generate discrete animation frames tailored for game engines such as Unity. By utilizing pose conditioning and diffusion models, we ensure that each sprite maintains character consistency and exhibits smooth transitions between poses. This adaptation addresses the unique requirements of game development, enabling the creation of frame-by-frame animations that integrate seamlessly into interactive environments.

## 4 Approach

In this work, we adapt the framework proposed by Wei et al. [2024] for the novel application of generating sprite sheets tailored for game character animation. The pipeline of our method is illustrated in Figure 3. The methodology comprises three key components: ReferenceNet, Pose Guider, and Motion Module. ReferenceNet encodes the appearance features of the character from a reference image by leveraging a SD-v1.5 model with modified self-attention layers replaced by spatial-attention layers. Cross-attention, driven by a CLIP image encoder, enhances feature integration between ReferenceNet and denoising net. The Pose Guider encodes motion information using four convolution layers to align the pose image with the same resolution as the noise latent. The processed pose image is then added to the noisy latent before being input to the denoising net. To ensure temporal continuity, the Motion Module is embedded in the Res-Trans block, following spatial- and cross- attention layers, effectively modeling smooth transitions between animation frames.

### 4.1 Training Procedure

The training is conducted in two stages to optimize pose conditioning and temporal consistency. In stage 1 (Pose-to-Image), ReferenceNet, the denoising network, and Pose Guider are trained to generate individual character images based on input poses. ReferenceNet encodes the reference image, while Pose Guider encodes pose information. These features are integrated by the denoising network to ensure accurate appearance and pose representation. In stage 2 (Pose-to-Sprite), the Motion Module is trained for temporal consistency, with the weights of ReferenceNet, the denoising network, and Pose Guider frozen from stage 1. This stage focuses on smooth and coherent transitions across animation frames.

### 4.2 Baseline and Comparison

#### 4.2.1 Stable Diffusion with ControlNet and IPAdaptor Integration (SD-IPCN)

For the first baseline, we employ a method that treats sequential image generation as an image-to-image generation problem, leveraging pose and character images as prompts to guide the process. We follow IPAdaptor [Ye et al., 2023]’s method to integrate SD-v1.5 [Rombach et al., 2022] with ControlNet [Zhang et al., 2023] and IPAdaptor [Ye et al., 2023]. To improve frame-to-frame consistency of this baseline, we generate all frames of an action sequence as a single concatenated image.

#### 4.2.2 AnimateAnyone

For our second baseline, which is also the main method we advocate in the midway report, we refer to AnimateAnyone, the framework of Hu [2024] that focuses on general character animation. Unlike Hu [2024], which generates continuous video sequences, our approach modifies this framework to address sequential image generation as a video generation problem. By adapting the training process and network architecture, we aim to produce discrete sprite frames with high visual fidelity and

temporal smoothness. This adjustment ensures the frames are suitable for integration into game engines, preserving both artistic quality and consistency between frames. We further fine-tune AnimateAnyone on our training set in the experiment section.

## 5 Experiments

We ran the two baselines and also performed finetuning for AnimateAnyone. We report the results of the test set on evaluation criteria described in Section 2 to assess the quality of the generated images as well as the subject consistency.

Up to the Midway Report deadline, we have conducted experiments on the dataset we created so far. For the AnimateAnyone fine-tuned model, we ran stage 1 training on an NVIDIA L40S for 10 hours and stage 2 training on an NVIDIA 4090 GPU for 2 hours. For inference, both with the pretrained AnimateAnyone model and the fine-tuned version, we used the NVIDIA 4090. For running the SD-IPCN pipeline, we used an NVIDIA A10G.

Table 1 presents a quantitative comparison between our main method and baseline approaches. The results demonstrate that our method exhibits superior performance, particularly in its ability to align with reference images, which highlights the effectiveness of our approach in maintaining fidelity to the reference images. In terms of the SSIM score, the AnimateAnyone method outperforms SD-IPCN, indicating that adapting video generation techniques to the task of sequential image generation is beneficial for preserving structural consistency with the provided main character image. Although both our approach and SD-IPCN yield comparable results in subject consistency across motion frames, our method did not meet expectations for achieving a higher subject consistency score. We suspect this limitation arises from potential overfitting during the fine-tuning process, likely caused by the small dataset size and limited diversity of characters.

	SSIM $\uparrow$	PSNR $\uparrow$	LPIPS $\downarrow$	Subject Consistency $\uparrow$
AnimateAnyone (Finetuned)	<b>0.721 <math>\pm</math> 0.159</b>	<b>15.662 <math>\pm</math> 2.685</b>	<b>0.176 <math>\pm</math> 0.110</b>	<b>0.904 <math>\pm</math> 0.061</b>
AnimateAnyone	0.382 $\pm$ 0.196	9.894 $\pm$ 3.459	0.544 $\pm$ 0.206	- <sup>2</sup>
SD-IPCN	0.301 $\pm$ 0.079	10.314 $\pm$ 1.253	0.372 $\pm$ 0.088	0.903 $\pm$ 0.042

Table 1: Quantitative Comparison.

For this midway checkpoint, we also sampled two sets of motion frames to qualitatively evaluate our method. Both Figure 4 and Figure 5 show that our method performs better than other methods in both image quality and alignment with the given main character image. However, Figure 5 reveals overfitting issues since the generated characters include some robot-like features, which appear in our training set.

## 6 Plan

Based on our current results, our team will focus on the following aspects before the final deadline:

- Dataset Creation** (Due: 11/30, Assigned: Cheng-An, Ava, Jing)  
Continue creating the dataset to increase both its size and the diversity of characters to address overfitting issues.
- Fine-Tuning Analysis** (Due: 12/08, Assigned: Cheng-An, Jing)  
Analyze approaches to improve the current fine-tuning framework to enhance the performance of our main method.
- Exploring Alternative Methods** (Due: 12/08, Assigned: Ava)  
Based on Henry’s advice to try different methods as a potential backup plan, we will investigate fine-tuning SD with IPAdaptor and ControlNet to improve alignment with the given main character image.
- Final Executive Summary & Poster** (Due: 12/11, Assigned: Cheng-An, Ava, Jing)

<sup>2</sup>Because AnimateAnyone without fine-tuning struggles to follow the given pose image and generate diverse actions across different frames, the frames show minimal variation. Therefore, we did not evaluate the subject consistency for this method, as it is not meaningful in this case.



## References

- Zhe Cao, Tomas Simon, Shih-En Wei, and Yaser Sheikh. Realtime multi-person 2d pose estimation using part affinity fields. In *Proceedings of the IEEE Conference on Computer Vision and Pattern Recognition (CVPR)*, pages 7291–7299, 2017.
- Shuhong Chen and Matthias Zwicker. Transfer learning for pose estimation of illustrated characters. In *Proceedings of the IEEE/CVF Winter Conference on Applications of Computer Vision*, 2022.
- Prafulla Dhariwal and Alexander Nichol. Diffusion models beat gans on image synthesis. *Advances in neural information processing systems*, 34:8780–8794, 2021.
- Alain Horé and Djemel Ziou. Image quality metrics: Psnr vs. ssim. In *2010 20th International Conference on Pattern Recognition*, pages 2366–2369, 2010. doi: 10.1109/ICPR.2010.579.
- Li Hu. Animate anyone: Consistent and controllable image-to-video synthesis for character animation. In *Proceedings of the IEEE/CVF Conference on Computer Vision and Pattern Recognition*, pages 8153–8163, 2024.
- Ziqi Huang, Yanan He, Jiashuo Yu, Fan Zhang, Chenyang Si, Yuming Jiang, Yuanhan Zhang, Tianxing Wu, Qingyang Jin, Nattapol Chanpaisit, et al. Vbench: Comprehensive benchmark suite for video generative models. In *Proceedings of the IEEE/CVF Conference on Computer Vision and Pattern Recognition*, pages 21807–21818, 2024.
- Robin Rombach, Andreas Blattmann, Dominik Lorenz, Patrick Esser, and Björn Ommer. High-resolution image synthesis with latent diffusion models. In *Proceedings of the IEEE/CVF conference on computer vision and pattern recognition*, pages 10684–10695, 2022.
- Yuliang Tian, Xu Li, Weixin Wang, and Lianwen Zhang. Dw-pose: Deep whole-body pose estimation with dense regression. *Proceedings of the IEEE/CVF International Conference on Computer Vision (ICCV)*, pages 11808–11817, 2021.
- Alexander Toshev and Christian Szegedy. Deeppose: Human pose estimation via deep neural networks. In *Proceedings of the IEEE Conference on Computer Vision and Pattern Recognition (CVPR)*, pages 1653–1660, 2014.
- Zhou Wang, A.C. Bovik, H.R. Sheikh, and E.P. Simoncelli. Image quality assessment: from error visibility to structural similarity. *IEEE Transactions on Image Processing*, 13(4):600–612, 2004. doi: 10.1109/TIP.2003.819861.
- Huawei Wei, Zejun Yang, and Zhisheng Wang. Aniportrait: Audio-driven synthesis of photorealistic portrait animation. *arXiv preprint arXiv:2403.17694*, 2024.
- Ling Yang, Zhilong Zhang, Yang Song, Shenda Hong, Runsheng Xu, Yue Zhao, Wentao Zhang, Bin Cui, and Ming-Hsuan Yang. Diffusion models: A comprehensive survey of methods and applications. *ACM Computing Surveys*, 56(4):1–39, 2023.
- Hu Ye, Jun Zhang, Sibio Liu, Xiao Han, and Wei Yang. Ip-adapter: Text compatible image prompt adapter for text-to-image diffusion models. *arXiv preprint arXiv:2308.06721*, 2023.
- Lvmin Zhang, Anyi Rao, and Maneesh Agrawala. Adding conditional control to text-to-image diffusion models. In *Proceedings of the IEEE/CVF International Conference on Computer Vision*, pages 3836–3847, 2023.
- Richard Zhang, Phillip Isola, Alexei A Efros, Eli Shechtman, and Oliver Wang. The unreasonable effectiveness of deep features as a perceptual metric. In *Proceedings of the IEEE conference on computer vision and pattern recognition*, pages 586–595, 2018.
- Cheng Zheng, Wenbing Wu, Chen Chen, Tong Yang, Siyu Zhu, Jianbing Shen, and Mubarak Shah. Deep learning-based human pose estimation: A survey. *ACM Computing Surveys*, 56(1):1–37, 2023.

## A Visual Illustration

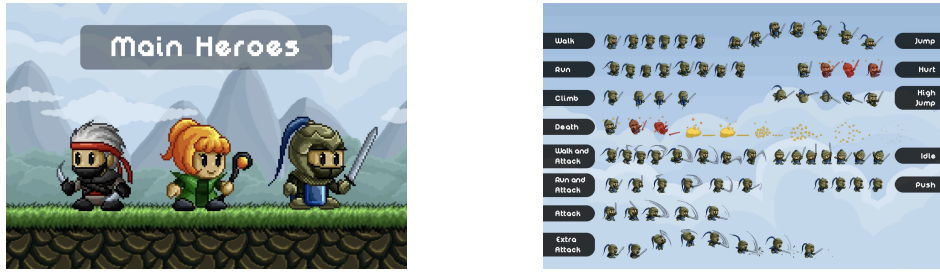


Figure 1: A sprite in game development is a 2D bitmap graphic representing a character, object, or visual element. A sprite sheet is a single image file containing multiple sprites. The left image shows three game character sprites, while the right displays the sprite sheet of one character's action sequences. Image source: <https://craftpix.net/product/pixel-art-characters-for-platformer-games/>.

## B Dataset




Figure 2: An example of an action sequence for one character.

## C Framework

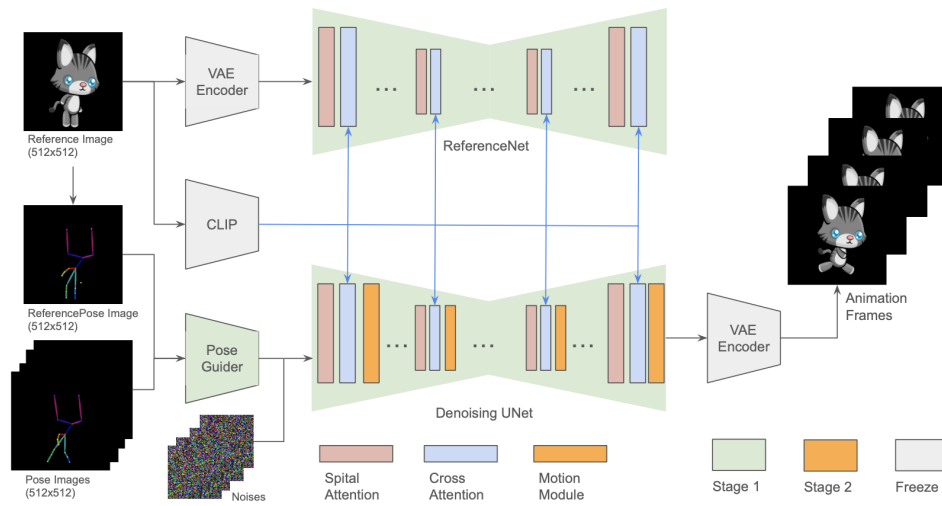


Figure 3: Framework

## D Qualitative Comparison




Figure 4: Qualitative Comparison (Adventure Girl - Jump)




Figure 5: Qualitative Comparison (Cute Girl - Dead)




Figure 6: Qualitative Comparison - Placeholder




Figure 7: Qualitative Comparison - Placeholder




Figure 8: Qualitative Comparison - Placeholder