
MATHEMATICAL REPRESENTATION OF BIAS AND NUDGES CENTERED ON INTANGIBLE GOODS USING QUANTUM INFORMATION THEORY

Misao Fukuda

fdk.sm01@gmail.com

November 14, 2024

ABSTRACT

The purpose of this study is to explore whether the relationship between bias and nudges can be mathematically expressed in terms of quantum information theory, particularly by means of individually customized nudges. Based on the value function of customer satisfaction, which is subject to uncertainty due to the subjectivity of customer evaluations, a model of bias and nudges is proposed that takes into account the environment for intangible goods. Then, by defining an index of nudges from the mathematical properties of the value function obtained from this economic model, a model could be expressed in this study that has a mathematical structure of the same nature as nudges expressed in standard economics, where welfare is impaired by bias from the mathematical structure of the gross social surplus derived as a social welfare function. Moreover, the mathematical structure of the gross social surplus can be made larger than that in standard economics, adding knowledge about the mathematical design of nudges as individually customized customer experiences. This increases the feasibility of the economic model based on quantum information theory and the mathematical design of customized nudges.

Keywords bias · nudge · environment · customize · quantum information

1 Introduction

Based on quantum information theory, this study examines the subjective level of customer satisfaction with intangible goods intended to provide positive customer experiences and thereby suggests solutions to issues regarding the possibility of constructing a mathematical economic model of bias and nudges and its application to intangible goods, which account for a growing share of the economy.

According to Thaler and Sunstein (2008), a nudge is an intervention "that alters people's behavior in a predictable way without forbidding any options or significantly changing their economic incentives." In the framework of nudges by Jimenez-Gomez (2018), individuals experience internalities (costs that might be imposed on the future self), and their choices and welfare depend on the environment, which nudges can alter. He showed that individual preferences do not need to be fully recovered in social planning, which would be difficult to do because of internalities. In heterogeneous populations, the optimal nudge balances the tradeoff between correcting the internalities of biased individuals and the psychological costs of nudges to all individuals (Jimenez-Gomez, 2018). Nudges have been applied in various domains, including nutrition (List and Samek, 2015), retirement savings (Bern Heim et al., 2011), and energy conservation (Allcott and Taubinsky, 2015). Although nudges have been studied and implemented in practical settings, theoretical study of nudges by formal economic analysis remains insufficient. One challenge is that formal analyses typically assume infallible and entirely rational agents, making nudges unnecessary. However, if agents are assumed to be fallible, it becomes possible to analyze settings where nudges can increase welfare by utilizing the concepts of experienced utility and decision utility.

The present study uses a standard economics framework to define the difference between decision utility and experienced utility as an internality and mathematically analyzes nudges under several assumptions. The result suggests that for optimal nudges that improve welfare, there is a trade-off between correcting biased individuals' internalities and the psychological costs of nudges to all individuals, as suggested by Jimenz-Gomez (2018).

There is skepticism about nudges, and reasons why their external validity has not been established include that nudges are context-dependent, and that bottlenecks vary across individuals due to their heterogeneity. In social experiments on nudges, evaluations of effectiveness are needed that include measurement of the quantity or proportion of people who took certain actions due to the interventions (Kawasaki and Tadano 2023).

Quantum information theory, which lays the foundation for quantum computers, is based on the problem that observation of an object changes its state (Nielsen and Chuang 2000). Quantum decision theory is an application of quantum information theory to social science. A mathematical expression of a person's irrational decisions has been proposed by Tversky and Kahneman (1992) and studied in the field of behavioral economics (Cheon and Takahashi 2010, Takahashi 2013, Yukalov and Sornette 2017, Fukuda 2022, Fukuda 2023). Fukuda (2022) set up and analyzed an economic model of intangible goods based on the theory of observation of quantum information. That study derived the value function in prospect theory and found its correspondence to principles of behavioral economics, which violates the independence axiom. Thus, it is now increasingly plausible that this approach based on quantum information can potentially be used as an economic model for the theory of designing intangible goods and as a mathematical model for designing customer experiences.

However, to the author's knowledge, no economic analyses of bias and nudges have been carried out that specify the rate of behavioral improvement with a mathematical behavioral economic model of nudges that draws on quantum information theory and enables mathematical representation of context and heterogeneity.

In terms of research methodology, this study follows previous work that drew on quantum information theory to quantify customer satisfaction. Here the relationship between bias and nudges are explored and the possibility of mathematically representing individually customized nudges is examined.

In light of the unanswered questions in previous studies, this study treats the subjective experience of intangible goods as a rotation in the Hilbert space, which can mathematically represent context and heterogeneity. In doing this, the aim is to provide new insights into the mathematical structure of nudges by specifying the behavioral improvement rate based on a mathematical model of bias and nudges associated with intangible goods that draws on quantum information theory.

Given that the share of intangible goods in the economy has rapidly increased in recent years, there is now an urgent need to develop scientific approaches to intangible goods rather than relying on experience and intuition, and attempts such as this study have become increasingly necessary.

The findings of this study are as follows. For intangible goods, when the relevant environment is considered, the peak-end rule from behavioral economics emerges when customers' perception of intangible goods is mathematically entangled with their perception of the relevant environment. The repeat rate is instrumental in understanding bias and nudges, and can serve as an indicator of the rate of behavioral improvement due to nudges. The model analyzed in this study and nudges considered in standard economics share a common mathematical structure. Welfare loss due to bias can be expressed based on the mathematical structure of gross social surplus derived as the social welfare function. Gross social surplus can be larger here than in the case of standard economics. Designing customized customer experiences is possible by mathematically expressing a default effect of nudges.

The new findings of this study regarding the mathematical relationships of nudges are based on the relationship between bias and nudges linked to intangible goods (which, in turn, is based on quantum information theory and reflects the relevant environment) and can increase the feasibility of mathematical design of customer experiences by enabling prediction of the rate of behavioral improvement due to nudges. This may contribute to further development of today's economy, which has seen an increasing share of intangible goods.

2 Mathematics of intangible goods

2.1 Representation of intangible goods in the Hilbert space

According to Fukuda (2022), the value function of customer satisfaction for x , which is a measure of the prevalence of intangible goods in the economy, is expressed as

$$S_{\text{merit}} = p(\uparrow) \log \left(\frac{x}{p(\uparrow)} + 1 \right), S_{\text{demerit}} = p(\downarrow) \log \left(\frac{x}{p(\downarrow)} + 1 \right), \quad (1)$$

Here, S_{merit} represents customer satisfaction, S_{demerit} represents customer dissatisfaction, and $p(\uparrow)$ and $p(\downarrow)$ are weights for emotional satisfaction and dissatisfaction, respectively.

For decision utility in standard economics, $S_{\text{merit}}^{\text{dec}}$,

$$p(\uparrow) = \frac{1}{N} \sum_{n=0}^{N-1} |\alpha_n|^2, \quad (2)$$

For experienced utility in behavioral economics, $S_{\text{merit}}^{\text{exp}}$,

$$p(\uparrow) = \frac{1}{N} \sum_{n=0}^{N-1} |\alpha_n|^2 - \frac{2}{N^2 - N} \sum_{m>n} |\alpha_n^* \alpha_m| \cos((\theta_m - \phi_m) - (\theta_n - \phi_n)), \quad (3)$$

$$p(\downarrow) = 1 - p(\uparrow), \quad (4)$$

$$\sum_{n=0}^{N-1} |\alpha_n|^2 = t, \quad (0 \leq t \leq N) \quad (5)$$

Here, $\sum_{m>n}$ is the sum of terms that satisfy the condition $m > n$. $p(\uparrow)$ is the weight for emotional satisfaction with intangible goods that affects the repeat rate and is based on N processes. $|\alpha_n|$ is the magnitude of the impact on the n th process perceived by the customer. Product quality represents the phase. $p(\downarrow)$ that is the weight for dissatisfaction reflected in the repeat rate. Under the assumption of $|\alpha_n|^2 = \frac{1}{2}$ and $\cos((\theta_m - \phi_m) - (\theta_n - \phi_n)) = \frac{1}{\sqrt{2}}$ as general mathematical averages, the theoretical value of the weight ratio is estimated to be 0.15 to 0.85 (Figure 1).

Internality Λ is then expressed as follows:

$$\Lambda = S_{\text{merit}}^{\text{dec}} - S_{\text{merit}}^{\text{exp}}, \quad (6)$$

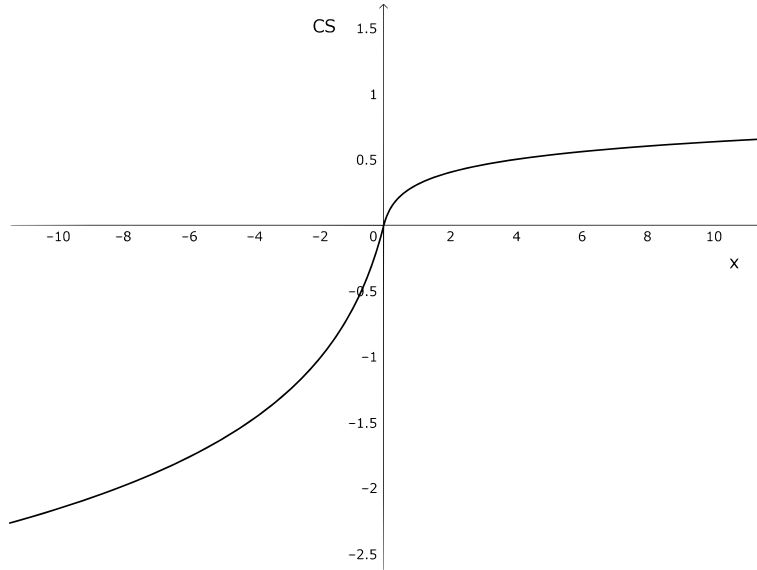


Figure 1: Graph of customer satisfaction. Here, x is a measure of the prevalence of intangible goods in the economy. The right line represents $S_{\text{merit}} = 0.15 \log \left(\frac{x}{0.15} + 1 \right)$, and the left line represents $S_{\text{demerit}} = -0.85 \log \left(-\frac{x}{0.85} + 1 \right)$.

2.2 Perception of intangible goods considering the environment

In line with the model by Fukuda (2022), the following general expressions are assumed for the product of weights $p(\uparrow)$ for emotional satisfaction with intangible goods and rules (i.e., the environment) that affects the provider's and the recipient's repeat rates, when the recipient's repeat rate changes after the provision or receipt of intangible goods:

$$p(\uparrow) = \text{Tr}(\rho_P \otimes \rho_{PE} \otimes \rho_R \otimes \rho_{RE})(P_P(\uparrow) \otimes P_{PE}(\uparrow) \otimes P_R(\uparrow) \otimes P_{RE}(\uparrow)), \quad (7)$$

where ρ_P , ρ_{PE} , ρ_R , and ρ_{RE} are density matrices; $P_P(\uparrow)$, $P_{PE}(\uparrow)$, $P_R(\uparrow)$, and $P_{RE}(\uparrow)$ are positive operator-valued measures (POVMs); ρ_P and ρ_R respectively represent the provider's and the recipient's perception of the provision/receipt process before the actual provision/receipt of intangible goods; ρ_{PE} and ρ_{RE} respectively represent the provider's and the recipient's perception of the environment (rules) before the actual provision/receipt of intangible goods; $P_P(\uparrow)$ and $P_R(\uparrow)$ respectively represent the provider's and the recipient's perception of the process after the actual provision/receipt of intangible goods; $P_{PE}(\uparrow)$ and $P_{RE}(\uparrow)$ respectively represent the provider's and the recipient's perception of the environment (rules) after the actual provision/receipt of intangible goods.

Considering the case where the provider's and the recipient's perceptions of intangible goods are correlated with their respective perceptions of the environment (rules) after the actual provision/receipt of intangible goods, the product of weights $P(\uparrow)$ for emotional satisfaction with intangible goods and the environment (rules), which affects the provider's and recipient's repeat rates, is expressed as follows:

$$p(\uparrow) = \text{Tr}(\rho_P \otimes \rho_{PE}) (P_P(\uparrow) \otimes P_{PE}(\uparrow)) \text{Tr}(\rho_R \otimes \rho_{RE}) (P_R(\uparrow) \otimes P_{RE}(\uparrow)), \quad (8)$$

In this case, with regard to the provision and receipt processes, which are components of the perception of intangible goods and the environment (rules) after the actual provision/receipt of intangible goods, the same processes are related to each other, whereas different processes are not. Therefore, the POVMs that require entanglement between the state of perception of intangible goods and the state of perception of the environment (rules), as mutually corresponding interactions, are set up as follows.

$$\rho_P \otimes \rho_{PE} = \sum_{i,j,i',j'} b_{pi} b_{pei} b_{pj}^* b_{pej}^* |ii'\rangle \langle jj'|, \quad (9)$$

$$P_P(\uparrow) \otimes P_{PE}(\uparrow) \rightarrow \sum_{i,j} \alpha_{pi} \alpha_{pei} \alpha_{pj}^* \alpha_{pej}^* |ii\rangle \langle jj|, \quad (10)$$

where $|ij\rangle = |i\rangle \otimes |j\rangle$, and the $(2i+j)$ -th row is a unit vector. Then, the weight $p_p(\uparrow)$ for emotional satisfaction that affects the provider's repeat rate is expressed as follows:

$$p_p(\uparrow) = \text{Tr} \text{Tr}_{PE}(\rho_P \otimes \rho_{PE}) (P_P(\uparrow) \otimes P_{PE}(\uparrow)) \rightarrow \sum_{i,k} b_{pi} b_{pei} b_{pk}^* b_{pek}^* \alpha_{pk} \alpha_{pek} \alpha_{pi}^* \alpha_{pei}^*, \quad (11)$$

Here, Tr_{PE} is the partial trace over PE, which corresponds to the state of P (the focus of our interest), in the composite system described by the tensor product Hilbert space $P \otimes PE$, and the following equation holds $\rho_P = \sum_{i,j,i',j'} \rho_{i,j,i',j'} |ij\rangle \langle i'j'|$,

$$\text{Tr}_{PE} \rho = \sum_{i,i'} \left(\sum_j \rho_{i,j,i',j} \right) |i\rangle \langle i'|, \quad (12)$$

Then, if $b_{pi} = |b_{pi}| e^{i\theta_{pi}}$, $b_{pei} = |b_{pei}| e^{i\theta_{pei}}$, $\alpha_{pi} = |\alpha_{pi}| e^{i\phi_{pi}}$, $\alpha_{pei} = |\alpha_{pei}| e^{i\phi_{pei}}$ and $|b_{pi}|^2 = |b_{pei}|^2 = \frac{1}{N}$ (as an average) and if the second term on the right-hand side is normalized ${}_N C_2 = \frac{N^2 - N}{2}$ (the number of combinations of two elements chosen from N elements), the following equation is obtained:

$$p_p(\uparrow) = \frac{1}{N^2} \sum_{n=0}^{N-1} |\alpha_{pn} \alpha_{pen}|^2 - \frac{2}{N^2 - N} \sum_{m>n} |\alpha_{pn} \alpha_{pen} \alpha_{pm}^* \alpha_{pem}^*| \cos((\theta_{pm} + \theta_{pem} - \phi_{pm} - \phi_{pem}) - (\theta_{pn} + \theta_{pen} - \phi_{pn} - \phi_{pen})), \quad (13)$$

$$\sum_{n=0}^{N-1} |\alpha_{pn} \alpha_{pen}|^2 = t, \quad (0 \leq t \leq N^2) \quad (14)$$

3 Mathematical model of nudges in this study

A customer repeating an action because of loss aversion implies the customer averting losses resulting from lost operational rationality (mathematical rationality) in making judgements and decisions due to biases arising in the customer's preferences and probabilistic judgements.

Within the standard economic framework, for optimal nudges, there is a trade-off between correcting biased individuals' internalities and psychological costs of nudges to all individuals (Jimenez-Gomez, 2018). For the model of this study (Figure 2), a rapid increase in bias leads to perceived loss due to a rapid decrease in customer satisfaction, then to an increase in the repeat rate through loss aversion, and finally to greater effects of nudges. Therefore, the repeat rate equals the rate of behavioral improvement due to nudges and nudges in standard economics are equivalent to nudges considered in this study.

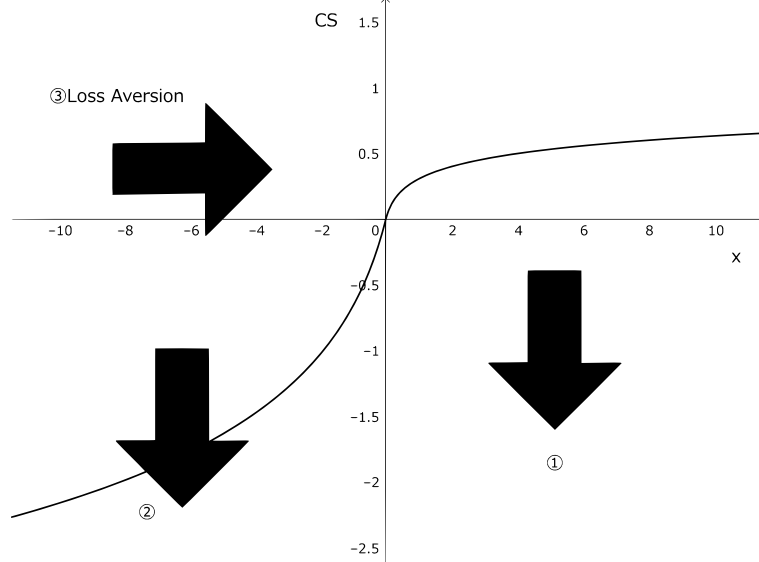


Figure 2: Mathematical model of nudges. A rapid increase in bias (①) leads to perceived loss due to a rapid decrease in customer satisfaction (①,②), then to an increase in the repeat rate through loss aversion (③), and finally to greater effects of nudges.

4 Gross social surplus

Let the recipient price p^R and the provider price p^P be positive and negative, respectively. Also, let the value function for customer satisfaction and the value function for employee satisfaction be S_{merit}^R and S_{merit}^P respectively. Then, based on the first-order conditions for maximizing quasi-linear utility ($p^R = \frac{\partial S_{\text{merit}}^R}{\partial x}$, $p^P = -\frac{\partial S_{\text{merit}}^P}{\partial x}$) gross social surplus TS is expressed as

$$TS = CS + PS = \int_0^x p^R dx - \int_0^x p^P dx = S_{\text{merit}}^R + S_{\text{merit}}^P = p_r(\uparrow) \log\left(\frac{x}{p_r(\uparrow)} + 1\right) + p_p(\uparrow) \log\left(\frac{x}{p_p(\uparrow)} + 1\right),$$

The emotional satisfaction term introduces bias and reduces welfare. A small emotional satisfaction term leads to high utility. A large emotional satisfaction term leads to a high repeat rate. Gross social surplus is greater than that in standard economics due to the presence of the emotional satisfaction term.

5 Design of customized customer experiences

The customer's perception of intangible goods, ρ , changes to $p(\uparrow)$ by experiencing (observing) them, that is, $p(\uparrow) = \text{Tr}\rho P(\uparrow)$. Designing individually customized customer experiences based on customer insight is equivalent to determining the coefficients of the underlying factors in individual customers' subjective perception (ρ) of the process of receiving intangible goods that maximize the value function for customer satisfaction in accordance with the underlying factors and their coefficients for customers' perception ($P(\uparrow)$) of the process and, in some cases, in accordance with nudges (Figure 3).

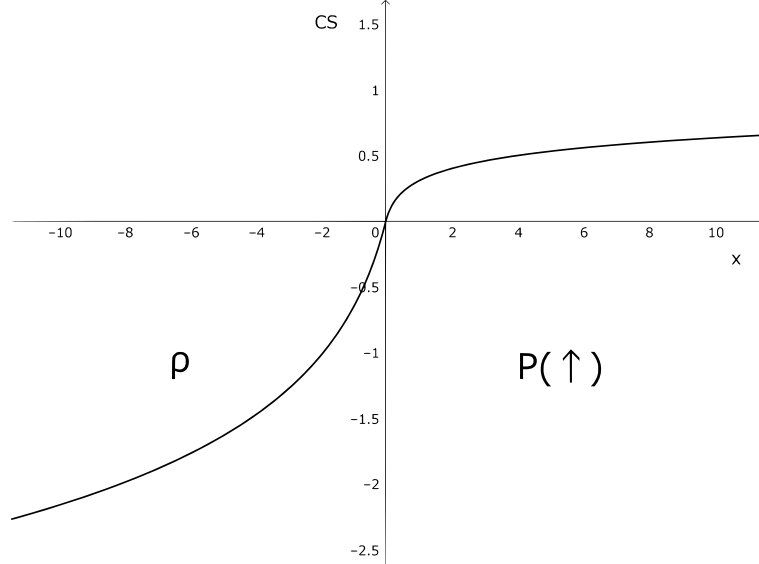


Figure 3: Customer experiences. The customer's perception of intangible goods, ρ , changes to $P(\uparrow)$ by experiencing (observing) them.

6 Results

When the repeat rate is equal to the rate of behavioral improvement due to nudges, the effect of nudges becomes greater because internalities are larger with environmental influences. The nudges considered in the framework of standard economics have the same structure as the nudges examined in this study. Gross social surplus is larger than in the case of standard economics (gross social surplus smaller than the value of the utility function in standard economics leads to high repeat rate). Reduced welfare due to bias can be expressed, and customized customer experiences can be designed.

7 Discussion

In general, nudges involving processes for making individual employees or customers perceive greater benefits and those using messages that equalize the weights of the loss process should lead to a higher rate of behavioral improvement. Examples include management of employees or customers which is strategic, reliable, and IT-driven and which does not depend on experience and intuition.

It should be possible to control biases through partial extraction of context (generalization of the environment or rules), though this is contingent on how it is done, and to control subjective well-being of both employees and customers by changing the value of intangible goods for customers. Therefore, heuristics represents a way to derive solutions that are roughly correct, resulting in high levels of happiness/satisfaction.

The environment (rules) associated with intangible goods is analogous to a measurement device for a physical system. Therefore, in the absence of the environment (rules), the relevant intangible goods cannot be perceived (just like a physical system cannot be measured without a measurement device), which potentially prevent the establishment of intangible goods as a target of perception.

The environment (rules) can be formulated based on quantum information theory, thereby realizing measurement and control of the provider's and the recipient's perception using quantum computers, which could bring high economic benefits.

8 Summary

Based on quantum information theory, this study set up and analyzed an economic model of intangible goods, taking into account the relevant environment. Since the model is capable of explaining the relationship between bias and

nudges, the approach based on quantum information theory can potentially be used for an economic model in the theory of design of intangible goods and a mathematical model for designing customer experiences.

Acknowledgments The author thanks Prof. T. Kurata of HARC at AIST, Prof. N. Nishino, and Assoc. prof. T. Hara of the University of Tokyo for insightful discussions.

References

- [1] H. Allcott and D. Taubinsky, Evaluating behaviorally motivated policy: experimental evidence from the lightbulb market, *Am. Econ. Rev.*, **105** (2015), 2501–2538. <https://doi.org/10.1257/aer.20131564>
- [2] B. D. Bernheim, A. Fradkin and I. Popov, The welfare economics of default options: a theoretical and empirical analysis of 401 (k) plans, NBER Working Paper No. 17587, Cambridge (MA), National Bureau of Economic Research, 2011. https://www.nber.org/system/files/working_papers/w17587/revisions/w17587.rev0.pdf. (accessed 31 Oct. 2024)
- [3] T. Cheon and T. Takahashi, Interference and inequality in quantum decision theory, *Phys. Lett. A*, **375** (2010), 100–104. <https://doi.org/10.1016/j.physleta.2010.10.063>
- [4] M. Fukuda, Proposal for reformulation of behavioral economic concepts centered on intangible goods by quantum information theory: feasibility of mathematical design of customer experience, *J. Behav. Econ. Finance*, **15** (2022), 10-21. <https://doi.org/10.11167/jbef.15.10>
- [5] M. Fukuda, Mathematical representation of bias and nudge centered on intangible goods by quantum information theory, Poster presented at The 10th International Congress on Industrial and Applied Mathematics (ICIAM 2023), 20-25 Aug. 2023, Tokyo.
- [6] D. Jimenez-Gomez, Nudging and phishing: a theory of behavioral welfare economics, SSRN Scholarly Paper ID 3248503, Rochester (NY), SSRN, 2018, <https://dx.doi.org/10.2139/ssrn.3248503>. (accessed 31 Oct. 2024).
- [7] Y. Kawasaki and K. Tadano, Design of behavior-inducing instruments utilizing nudges and behavioral economic methods: solving social issues by changing people’s daily behavior, Tokyo, Mitsubishi Research Institute Center for Advanced Technology, 2023, https://www.mri.co.jp/knowledge/column/dia6ou0000056z2g-att/3x_pdf_20230425.pdf. (accessed 31 Oct. 2024). (In Japanese)
- [8] J. A. List and A. S. Samek, The behaviorist as nutritionist: leveraging behavioral economics to improve child food choice and consumption, *J. Health Econ.*, **39** (2015), 135–146. <https://doi.org/10.1016/j.jhealeco.2014.11.002>
- [9] Nielsen, M.A., Chuang, I.L., *Quantum Computation and Quantum Information*. Cambridge University Press, Cambridge, UK, 2000.
- [10] T. Takahashi, Rationality in quantum decision theory, *Kagaku Tetsugaku*, **46** (2013), 17–30. (In Japanese) <https://doi.org/10.4216/jpssj.46.17>
- [11] R. H. Thaler and C. R. Sustein, *Nudge: Improving Decisions About Health, Wealth and Happiness*, Yale University Press, New Haven, CT, 2008.
- [12] A. Tversky and D. Kahneman, Advances in prospect theory: cumulative representation of uncertainty, *J. Risk Uncertain.*, **5** (1992), 297-323. <https://doi.org/10.1007/BF00122574>
- [13] V. I. Yukalov and D. Sornette, Quantum probabilities as behavioral probabilities, *Entropy* **19** (2017), 112. <https://doi.org/10.3390/e19030112>

This figure "test.png" is available in "png" format from:

<http://arxiv.org/ps/2411.08046v1>