

---

# TableRAG: Million-Token Table Understanding with Language Models

---

Si-An Chen<sup>1\*</sup>, Lesly Miculicich<sup>2</sup>, Julian Martin Eisenschlos<sup>3</sup>,  
Zifeng Wang<sup>2</sup>, Zilong Wang<sup>4\*</sup>, Yanfei Chen<sup>2</sup>, Yasuhisa Fujii<sup>3</sup>,  
Hsuan-Tien Lin<sup>1</sup>, Chen-Yu Lee<sup>2</sup>, Tomas Pfister<sup>2</sup>

<sup>1</sup>National Taiwan University, <sup>2</sup>Google Cloud AI Research,  
<sup>3</sup>Google DeepMind, <sup>4</sup>UC San Diego

## Abstract

Recent advancements in language models (LMs) have notably enhanced their ability to reason with tabular data, primarily through program-aided mechanisms that manipulate and analyze tables. However, these methods often require the entire table as input, leading to scalability challenges due to the positional bias or context length constraints. In response to these challenges, we introduce TableRAG, a Retrieval-Augmented Generation (RAG) framework specifically designed for LM-based table understanding. TableRAG leverages query expansion combined with schema and cell retrieval to pinpoint crucial information *before* providing it to the LMs. This enables more efficient data encoding and precise retrieval, significantly reducing prompt lengths and mitigating information loss. We have developed two new million-token benchmarks from the Arcade and BIRD-SQL datasets to thoroughly evaluate TableRAG’s effectiveness at scale. Our results demonstrate that TableRAG’s retrieval design achieves the highest retrieval quality, leading to the new state-of-the-art performance on large-scale table understanding. The implementation and dataset will be available at [https://github.com/google-research/google-research/tree/master/table\\_rag](https://github.com/google-research/google-research/tree/master/table_rag).

## 1 Introduction

Recent advancements have leveraged language models (LMs) for table understanding tasks [5]. This typically involves prompting LMs with entire tables to ensure thorough analysis [24, 3, 11, 22, 10, 29]. However, scaling to larger tables poses several challenges. First, LMs face context-length constraints; for example, a medium-sized table with 100 columns and 200 rows translates into over 40,000 tokens, surpassing the limits of popular LMs like LLaMA and the GPT series. Additionally, long contexts can degrade reasoning capabilities, a phenomenon known as the *Lost-in-the-Middle* [9]. Finally, computation costs and latency increase significantly with table size. Therefore, developing a scalable solution that efficiently handles large tables remains a critical area of research.

Naive approaches to making large table understanding feasible, such as truncating the table or only reading the schema, often result in the loss of critical information. To address this, previous works have attempted to retrieve key rows and columns to construct a sub-table that captures essential information for answering queries [8, 17]. These methods encode entire rows and columns into sparse or dense embeddings to reduce token costs for LMs, yet they still face computational and performance challenges with extremely large tables. Encoding entire rows and columns requires processing the whole table, which is infeasible for large tables containing millions of cells. Furthermore, compressing

---

\*Work done while the author was a student researcher at Google Cloud AI Research. Correspondence to: Si-An Chen<sianchen.kevin@gmail.com>, Chen-Yu Lee<chenyulee@google.com>

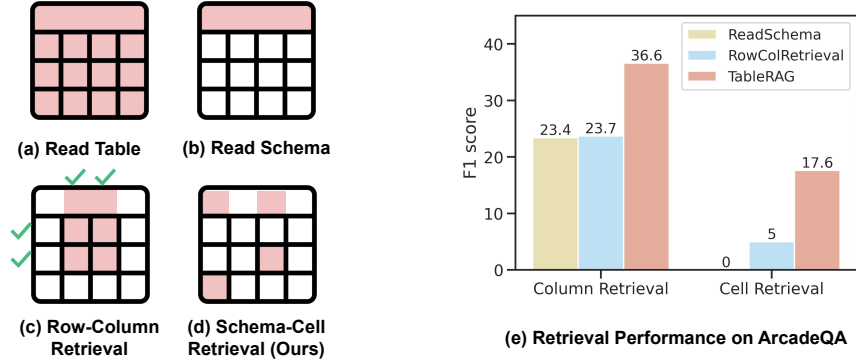


Figure 1: Comparison between table prompting techniques for LMs. (a) - (d): Data included in the LM prompt (shaded region). (a) **Read Table**: The LM reads the entire table, which is often infeasible for large tables. (b) **Read Schema**: The LM reads only the schema, consisting of column names and data types, resulting in a loss of information from the table content. (c) **Row-Column Retrieval**: Rows and columns are encoded and then selected based on their similarity to the question. Only the intersection of these rows and columns is presented to the LM. It is still infeasible to encode all rows and columns for large tables. (d) **Schema-Cell Retrieval** (our work): Column names and cells are encoded and retrieved based on their relevance to LM-generated queries about the question. Only the retrieved schema and cells are provided to the LM, enhancing efficiency in both encoding and reasoning. (e) Retrieval results on the ArcadeQA dataset show that TableRAG outperforms other methods in both column and cell retrieval, thereby enhancing the subsequent table reasoning process. The **Read Table** technique is excluded as reading entire tables is typically infeasible in this context.

long rows and columns into a fixed-size embedding can obscure semantic meaning, particularly when the table contains diverse or less semantically rich content (e.g., numerical values).

In this work, we introduce, TableRAG, a scalable framework that leverages retrieval-augmented generation (RAG) for LM-based table understanding. We illustrate the key differences between prior table prompting approaches and the proposed TableRAG in Fig. 1.

Our method integrates schema retrieval and cell retrieval to extract essential information from tables, enabling a program-aided LM agent to solve queries based on the provided information. Schema retrieval allows LMs to identify crucial columns and their data types solely by column names, avoiding the need to encode entire columns. Cell retrieval enables the identification of keywords for indexing or pinpointing columns that contain necessary but hard-to-find information missed by schema retrieval alone. To build the database for cell retrieval, TableRAG encoded each cell independently, addressing the issue faced when encoding entire rows and columns. Furthermore, TableRAG only encodes distinct and the most frequent categorical values, reducing the encoder’s token cost (as shown in Fig. 3) and operating within a user-specified budget effectively. Both retrieval processes in TableRAG are enhanced by query expansion [21] with dedicated prompts for schema retrieval and cell retrieval, ensuring thorough and relevant data extraction.

Existing TableQA benchmarks typically feature only small tables with dozens of rows and columns. To verify the scalability of TableRAG for larger tables, we build two new benchmarks sourced from the real-world Arcade [26] and BIRD-SQL [7] datasets. Additionally, to assess performance across various scales, we generated synthetic data expanding tables from the TabFact dataset to larger sizes, while maintaining consistent questions and key table content for evaluation. Our experimental results demonstrate that TableRAG outperforms existing table prompting methods significantly and consumes fewer tokens across different table sizes.

Our contributions can be summarized as follows:

- We conduct the first extensive study exploring the application of LMs to large-scale, real-world tables, analyzing the scalability and limitations of existing LM-based table reasoning approaches.
- We introduce two new real-world benchmarks derived from Arcade and BIRD-SQL, along with an expanded synthetic dataset from TabFact. These datasets include tables ranging from tens to

millions of cells (Table 7), enabling comprehensive evaluation of LM capabilities across various table scales.

- We develop TableRAG, an efficient framework for LM-based table understanding that demonstrates superior performance on large tables while minimizing token consumption. We conduct a detailed ablation study to validate the effectiveness of each component within TableRAG.

## 2 Related Work

Research in table understanding has evolved from fine-tuning specialized architectures [6, 4] to leveraging LMs in few-shot setups [22, 10], capitalizing on the emerging reasoning capability of these models. To enable LMs to understanding tables, table information must be included in the prompts. Representative works like Dater [24], Binder [3] and subsequent works [22, 29, 11, 10, 28] typically require LMs to process entire tables. These methods, while effective in leveraging LMs’ reasoning and programming capabilities for question answering, are often not feasible for larger tables due to the context length constraints.

To address the limitations of processing full tables, two main streams have emerged: schema-based and row-column retrieval methods. Schema-based methods, such as Text2SQL [30] and more recent developments [20, 18, 13, 14], focus primarily on schema understanding to generate SQL commands. This significantly reduces token complexity but at the cost of omitting valuable cell data. Row-column retrieval methods, such as ITR [8] and TAP4LM [17], attempt to address scalability issues by encoding and retrieving essential rows and columns. While this strategy reduces input lengths for reasoning, it still requires substantial computation to encode entire rows and columns and can suffer from poorer embedding quality for long sequences.

Our approach, TableRAG, innovates by combining schema retrieval with selective cell value retrieval and frequency-aware truncation. This creates an efficient table prompting method where the input length to LMs is independent of table sizes. This strategy significantly reduces computational demands while preserving the benefits of accessing table contents, leading to superior performance compared to other methods across various scales.

## 3 TableRAG

### 3.1 Motivation

An illustration of the workflow of our method is shown in Fig. 2. The core idea is to incorporate schema retrieval and cell retrieval to obtain necessary information for solving the questions by program-aided LMs. In practice, we often find that processing the entire table for LMs is unnecessary. Instead, the critical information usually lies in specific column names, data types, and cell values that directly relate to the question. For example, consider the question *"What is the average price for wallets?"* To address this, a program may simply need to extract rows related to "wallets" and then calculate the average from the price column. Knowing just the relevant column names and how "wallets" are represented in the table suffices to write the program. Our method, TableRAG, leverages the observation and addresses the context length limitations by RAG.

### 3.2 Problem Formulation

In large-scale table understanding, we are presented with a table  $T$ , represented as  $T = v_{ij} \mid i \leq N, j \leq M$ , where  $N$  is the number of rows,  $M$  is the number of columns, and  $v_{ij}$  is the cell value at row  $i$  and column  $j$ . We address a natural language question  $Q$  and aim to produce an answer  $A$  by an LM  $\mathcal{L}$ . Given the often impractical size of  $T$  for direct processing, a table prompting method  $P$  is employed to transform  $T$  into a more manageable prompt  $P(T)$ , allowing  $\mathcal{L}$  to effectively generate the answer  $A = \mathcal{L}(P(T))$ . Our objective is to develop an efficient  $P$  that significantly reduces the size of the prompt,  $|P(T)|$ , compared to the original table,  $|T|$ , making it feasible for the LM to process large tables.

### 3.3 Core Components of TableRAG

**Tabular Query Expansion** To effectively manipulate the table, it is essential to pinpoint the precise column names and cell values necessary for the query. Unlike previous works [8, 17] that may use the question as a single query, we propose generating separate queries for both schema and cell values. For instance, for a question like *"What is the average price for wallets?"*, the LM is prompted

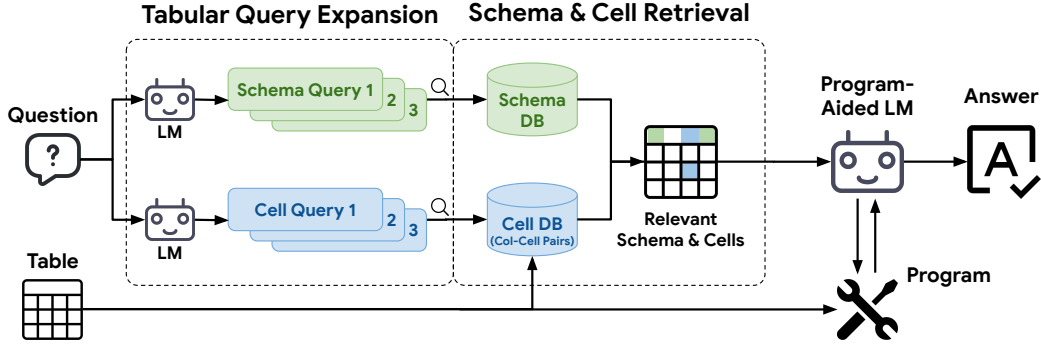


Figure 2: Workflow of the TableRAG Framework. The table is utilized to build the schema and cell databases. A question is then expanded into multiple schema and cell queries by LMs. These queries are sequentially utilized to retrieve schemas and column-cell pairs. The top  $K$  candidates from each query are combined and fed into the LM solver’s prompt to answer the question. The pseudocode and an answering example on ArcadeQA can be found in Alg. 1 and Fig. 8 respectively.

to produce potential queries for column names such as "product" and "price", and for relevant cell values like "wallet". These are then used to retrieve relevant schema and cell values from the table.

**Schema Retrieval** Following the generation of queries, the schema retrieval fetches pertinent column names using a pre-trained encoder  $f_{enc}$ , which encodes the queries and matches them against the encoded column names to determine relevance. The retrieved schema data includes column names, data types, and example values. We convert columns to integer, float, or datetime data types when feasible; otherwise, we keep them as categorical columns. For columns identified as numerical or datetime data type, we display the minimum and maximum values as example values. Conversely, for categorical columns, we present the three most frequent categories as example values. We combine the top- $K$  retrieval results for each query and rank them by their similarity to the closest query. The retrieved schema provides a structured overview of the table’s format and content that will be used for more targeted data extraction.

**Cell Retrieval** Following schema retrieval, we proceed to extract specific cell values needed to answer the question. This involves building a database of distinct column-value pairs from  $T$ , denoted as  $V = \bigcup_{ij} (C_j, v_{ij})$ , where  $C_j$  is the column name of the  $j$ -th column. In practice, the set of distinct values is often much smaller than the total number of cells, as illustrated in Fig. 3. This discrepancy significantly enhances the efficiency of cell retrieval.

Cell retrieval plays an crucial role in TableRAG. It enhances LM’s table understanding capabilities in:

1. **Cell Identification:** It allows LMs to accurately detect the presence of specific keywords within the table, which is essential for effective indexing. For example, it can distinguish between terms like “tv” and “television”, ensuring that searches and operations are based on precise data entries.
2. **Cell-Column Association:** It also enables LMs to associate particular cells with their relevant column names. This is crucial when questions pertain to specific attributes, such as linking the term “wallet” directly to the “description” column, thereby enables row-indexing.

It should be noted that cell retrieval is primarily beneficial when indexing by cell values is required. In other scenarios, simply knowing the schema may suffice. For example, to answer the question "What is the average price?", identifying the relevant column name for prices is sufficient because the actual computation of the average can be handled programmatically. Nevertheless, cell retrieval still improves TableRAG with additional key values from the table, which will be shown in Sec 4.8.

**Cell Retrieval with Encoding Budget** In the worst case, the number of distinct values could match the total number of cells. To maintain the feasibility of TableRAG in such cases, we introduce a cell encoding budget  $B$ . If the number of distinct values exceeds  $B$ , we restrict our encoding to the  $B$  most frequently occurring pairs, thus improving efficiency when processing large tables. It is important to note that the encoding budget impacts only the cell retrieval process. Even if a cell is not included for retrieval, the subsequent solver can still access the cell if its column name is known

Table 1: Token complexities of primary table prompting approaches without truncation. Note that Read Schema does not aware of any cell content.  $N$ : number of rows,  $M$ : number of columns,  $K$ : number of top retrieval results,  $D$ : number of distinct values in the table. It is generally observed that  $K < M \ll D \ll NM$ .

Table Prompting Approach	Methods	Token Complexity
Read Table	Dater [24]	Reasoning: $O(NM)$
	Binder [3]	
	MultiTableQA [11]	
	Chain-of-Table [22]	
	Mix-SC [10]	
	TableLlama [28]	
	ReAcTable [29]	
Read Schema	MAC-SQL [20]	Reasoning: $O(M)$
	SQL-PaLM [18]	
	DIN-SQL [13]	
	DTS-SQL [14]	
Row-Col Retrieval	ITR [8]	Encoding: $O(NM)$
	TAP4LM [17]	Reasoning: $O(K^2)$
Schema-Cell Retrieval	TableRAG (our work)	Encoding: $O(D)$ Reasoning: $O(K)$

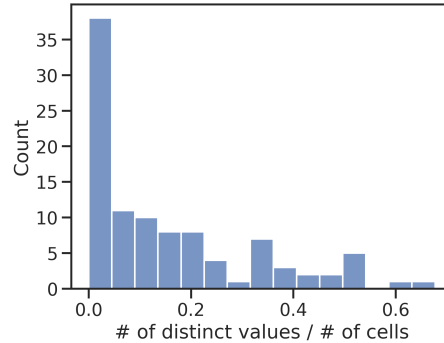


Figure 3: Histogram of the proportion of number of distinct values to number of cells in ArcadeQA and BirdQA. The figure indicates that for most tables, the number of distinct values ( $D$ ) are much smaller than the number of cells ( $NM$ ).

through schema retrieval or other cells. For instance, as shown in Fig. 8, the “description” column contains free-form text, which likely results in a high number of unique values, many of which may be truncated due to the cell encoding budget. Nevertheless, as long as the solver recognizes the column, it can still perform operations on that column to extract the required information.

**Program-Aided Solver** After obtaining the column names and cell values relevant to the question, the LMs can use these information to effectively interact with the table. TableRAG is compatible with LM agents which can interact with tables programmatically. In this work, we consider ReAct [23], which is a popular approach to extend the capability of LMs and has been used in recent literature to achieve state-of-the-art results in Table QA benchmarks [10, 29]. An example of how TableRAG works with ReAct is illustrated in Fig. 8.

### 3.4 Token Complexity Analysis

The efficiency and latency of invoking LMs are significantly influenced by the number of input tokens. Therefore, we focus on analyzing *token complexity*, which refers to the complexity introduced by the number of tokens in the LM’s input. We examine the token complexity of each operation within the TableRAG framework and other table prompting methods. We assume that the length of a column name, a cell value, and the question are all  $O(1)$ . Note that  $N$  represents the number of rows,  $M$  represents the number of columns,  $D$  is the number of distinct text cell values,  $B$  is the cell encoding budget, and  $K$  is the number of top retrieval results.

The token complexity of primary table prompting approaches are shown in Table 1.

- **Read Table** feeds the entire table to LMs, resulting  $O(NM)$  tokens for reasoning.
- **Read Schema** only feeds the schema to LMs, which is  $O(M)$  tokens, but loss the information from the table content.
- **Row-Column Retrieval** encodes all rows and columns to embeddings, resulting  $O(NM)$  tokens for encoding. Then it retrieves top- $K$  rows and columns to construct a  $K \times K$  sub-table for reasoning, which is  $O(K^2)$ .

We analyze the token complexity of each step in TableRAG as follows:

- **Tabular Query Expansion:** The prompt to the LM is primarily based on the question, which typically comprises only a few words, thus the token complexity for this component is  $O(1)$ .
- **Building Schema Database:** Each column name is encoded using the encoder function  $f_{enc}$ , resulting in a token complexity of  $O(M)$  for the encoder.
- **Building Cell Database:** This operation involves encoding distinct column-value pairs using  $f_{enc}$ . The total number of distinct pairs  $D$  is capped at  $B$  when exceeding the limit. Therefore, the token

complexity for building the cell database is  $O(\min(D, B))$ , ensuring that the most frequent data is processed to optimize performance. Note that it takes  $O(NM)$  CPU time to build the cell database, but the computation cost is negligible compared to LM calls. For example, computing the distinct values from  $10^6$  elements takes only 60 ms on a personal laptop, while it takes 1 second to encode merely hundreds of words on CPUs<sup>2</sup>.

- **LM Reasoning:** The query expansion process generally produces approximately 3-5 queries, which are considered  $O(1)$ . Each query then retrieves the top- $K$  results, leading to a total complexity of  $O(K)$  for the columns and cell values included in the LM’s prompt. This step ensures that the LM processes only the most pertinent information from the table, enhancing efficiency and effectiveness in generating responses.

Overall, given that typically  $M \ll B$  and  $D$ , the token complexity for TableRAG is  $O(\min(D, B))$  for encoding and  $O(K)$  for reasoning, with neither being dependent on the overall size of the table. Consequently, TableRAG maintains manageable costs even for large tables, optimizing computational resources and response times for large-scale table understanding tasks.

## 4 Empirical Studies

### 4.1 Dataset

Existing TableQA benchmarks such as TabFact [2] and WikiTableQA [12] feature small web tables that fall within the context limits of most LMs, while others like Spider dataset [27] are designed purely as text-to-SQL tasks with access only to the schema. To better assess reasoning capabilities over larger, more realistic tables, we have developed two extensive table QA datasets, ArcadeQA and BirdQA, derived from the Arcade [26] and BIRD-SQL [7] datasets, respectively. ArcadeQA comprises tables with an average of 79,000 rows and a maximum of 7 million cells, while BirdQA tables feature an average of 62,000 rows with a peak at 10 million cells. Furthermore, we expanded TabFact to include synthetic tables ranging from  $100 \times 100$  to  $1,000 \times 1,000$ , equivalent to a million of cells, to examine the impact of different table sizes under the same question and key information. Detailed methodology for dataset generation and the statistics of these datasets are provided in Appendix C and summarized in Table 7.

### 4.2 Baseline

We compare TableRAG to four different approaches for incorporating table information into LMs. To ensure a fair comparison of table access strategies, we have implemented the baselines and our TableRAG based on the same PyReAct [10, 29] solver.

**ReadTable** This common approach in recent research includes embedding the entire table in the prompt, then asking the LMs to solve the problem with the provided table information. This approach is limited by the context length of the LMs. We discard data instances and consider them failures when the table size exceeds the context length.

**ReadSchema** Widely-used in Text2SQL literature, this method assumes that table content is not directly accessible. It incorporates column names and data types into the prompt, enabling LMs to execute commands based on these column names without direct access to the row data.

**RandRowSampling** This method is a prevalent rule-based sampling approach [17] that randomly selects rows from the table with equal probabilities. When the total number of rows exceeds  $K$ , we select  $K$  rows to form a representative sample. This baseline is employed to underscore the benefits of more targeted retrieval methods, illustrating how they can provide more relevant and efficient data selection compared to random sampling.

**RowColRetrieval** This state-of-the-art approach reduces table sizes prior to LM reasoning. Following the methodology of Sui et al. [17], we encode rows and columns and then retrieve the top  $K$  rows and columns based on their similarity to the question’s embedding to form a sub-table. Since encoding all rows and columns requires  $2NM$  tokens, which is impractical for large tables with millions of cells, we truncate the tables to  $\frac{B}{2M}$  rows. This truncation limits the number of tokens encoded to  $B$ , aligning with the token limit in our TableRAG implementation.

---

<sup>2</sup><https://kennethenevoldsen.github.io/scandinavian-embedding-benchmark/>

Table 2: Performance comparison of table prompting approaches on ArcadeQA and BirdQA across LMs.

Method	GPT 3.5 Turbo		Gemini 1.0 Pro		Mistral Nemo	
	ArcadeQA	BirdQA	ArcadeQA	BirdQA	ArcadeQA	BirdQA
ReadTable	4.6	9.1	1.5	4.9	5.4	8.4
ReadSchema	43.1	40.3	30.8	31.8	32.3	35.7
RandRowSampling	42.3	34.7	20.8	25.3	28.5	33.4
RowColRetrieval	37.7	39.6	16.9	21.8	30.0	36.4
<b>TableRAG</b>	<b>49.2</b>	<b>45.5</b>	<b>42.3</b>	<b>44.2</b>	<b>46.2</b>	<b>45.1</b>

Table 3: Evaluation of retrieval performance. TableRAG shows best retrieval quality on all tasks. R: recall, P: precision.

Method	ArcadeQA						BirdQA					
	Column Retrieval			Cell Retrieval			Column Retrieval			Cell Retrieval		
	R	P	F1	R	P	F1	R	P	F1	R	P	F1
ReadSchema	<b>100.0</b>	12.4	23.4	0.0	0.0	0.0	<b>100.0</b>	30.8	41.6	0.0	0.0	0.0
RandRowSampling	<b>100.0</b>	12.4	23.4	66.5	0.5	3.5	<b>100.0</b>	30.8	41.6	48.9	1.7	7.2
RowColRetrieval	99.6	12.5	23.7	62.8	0.6	5.0	93.5	31.1	42.4	52.7	4.6	14.0
<b>TableRAG</b>	98.3	<b>21.2</b>	<b>36.6</b>	<b>85.4</b>	<b>3.4</b>	<b>17.6</b>	95.3	<b>36.0</b>	<b>48.8</b>	<b>87.4</b>	<b>5.7</b>	<b>17.3</b>

### 4.3 Experimental Setup

Our experiments employ GPT-3.5-turbo [1], Gemini-1.0-Pro [19] and Mistral-Nemo-Instruct-2407<sup>3</sup> as LM solvers. In ablation study, we use GPT-3.5-turbo if not specified. We use OpenAI’s text-embedding-3-large<sup>4</sup> as the encoder for dense retrieval. For TableRAG, we set the cell encoding budget  $B = 10,000$  and the retrieval limit  $K = 5$ . For RandRowSampling and RowColRetrieval, we increase the retrieval limit to  $K = 30$ . Each experiment is conducted 10 times and evaluated by majority-voting to ensure the stability and consistency. The evaluation metric is the exact-match accuracy if not specified.

### 4.4 Main Results

In evaluations across the datasets shown in Table 2, TableRAG consistently outperformed other methods, achieving the highest accuracies across all LMs on both ArcadeQA and BirdQA. The ReadTable method underperforms on both in ArcadeQA and BirdQA, indicating it suffers from long context. Among the three LMs, GPT 3.5 Turbo consistently delivers the best performance, regardless of the table prompting method used. These results demonstrate the effectiveness of TableRAG in handling large-scale TableQA tasks.

### 4.5 Retrieval Performance Analysis

To better understand the retrieval quality of various table prompting approaches, in Table 3, we assessed the recall, precision and f1 score for the prompts fed to LMs for reasoning. The ground truths are extracted from the program annotations in the ArcadeQA and BirdQA datasets. In column retrieval, while all methods achieved high recall due to the small number of columns, TableRAG demonstrated superior precision across both datasets, indicating its effectiveness in identifying the most relevant columns concisely. In contrast, ReadSchema and RowColRetrieval showed lower precision, suggesting that they retrieved more irrelevant columns. For cell retrieval, TableRAG consistently outperformed other methods on all metrics. TableRAG’s high recall in cell retrieval marks a significant improvement over other table prompting methods, indicating it can retrieve most necessary cells for the subsequent reasoning. In summary, this analysis underscores TableRAG’s efficacy in retrieving essential information in both the column and cell aspects.

<sup>3</sup><https://mistral.ai/news/mistral-nemo/>

<sup>4</sup><https://openai.com/index/new-embedding-models-and-api-updates/>

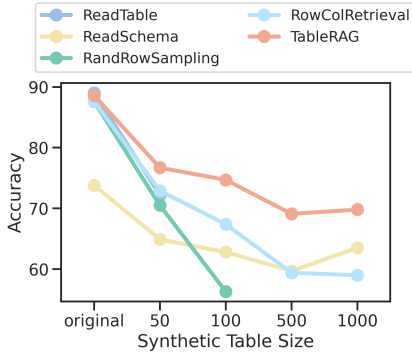


Figure 4: Performance evaluation of Synthetic Tabfact in varying scales. TableRAG shows consistently superior performance, and it decreases gracefully compared to competitive methods.

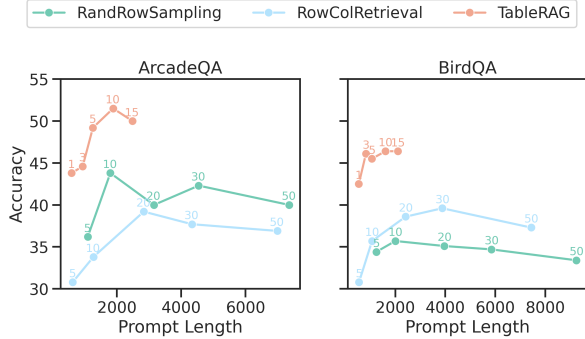


Figure 5: Impact of varying top retrieval results ( $K$ ). Different  $K$  values influence both prompt length and accuracy. Each point is labeled with its corresponding  $K$  value. TableRAG retrieves the top  $K$  schema and cell values, RandRowSampling selects  $K$  random rows, and RowColRetrieval retrieves  $K$  rows and  $K$  columns.

Table 4: Comparison of TableRAG with state-of-the-art methods on WikiTableQA.

Method	Accuracy
TaBERT [25]	52.30
Text-to-SQL [15]	52.90
Binder [3]	56.74
Dater [24]	52.81
<b>TableRAG (Ours)</b>	<b>57.03</b>

Table 5: Performance comparison of different retrieval approaches in TableRAG on ArcadeQA and BirdQA.

Method	ArcadeQA	BirdQA
TableRAG (BM25)	37.7	35.7
TableRAG (Hybrid)	46.2	44.5
<b>TableRAG (Embed)</b>	<b>49.2</b>	<b>45.5</b>

#### 4.6 Scalability Test on TabFact

To understand the performance across varying table sizes under similar conditions, we create a set of synthetic data from TabFact with table sizes ranging from  $50 \times 50$ ,  $100 \times 100$ ,  $500 \times 500$ , and  $1000 \times 1000$ . The synthetic data allow us to analysis how table prompting methods perform in different scales with the same questions and key table contents. The results are shown in Fig. 4. ReadTable exhibited strong initial accuracy with the original data but failed dramatically as table sizes increased, infeasible for sizes 100 and beyond due to the context length limitations. Conversely, TableRAG demonstrated the most consistent and scalable performance, decreasing moderately from 83.1 to 68.4 as table size increased to 1000 rows and columns, showcasing its effectiveness in understanding larger tables. Both ReadSchema and RowColRetrieval showed declines in performance with increasing table size, yet maintained moderate accuracy, highlighting their relative scalability compared to ReadTable but less effectiveness than TableRAG in handling large tables.

#### 4.7 Comparison with State-of-the-Art on WikiTableQA

To evaluate performance on small-scale TableQA datasets, we compared TableRAG with state-of-the-art approaches that rely on reading entire tables, using the commonly used WikiTableQA [12] benchmark. As shown in Table 4, TableRAG surpasses all existing methods, including TaBERT [25], Text-to-SQL [15], Binder [3], and Dater [24]. This highlights TableRAG’s effectiveness, even in small-scale settings. These results confirm that, while TableRAG is designed for large-scale TableQA, its approach is versatile and maintains state-of-the-art performance across different table sizes and complexities.

#### 4.8 Ablation Studies

**Impact of Retrieval Methods in TableRAG:** Table 5 compares different retrieval approaches within TableRAG. BM25 [16], a well-known statistical retrieval method, excels in efficiency and can process all cells but lacks semantic understanding. We also compare it with our embedding-based retrieval and



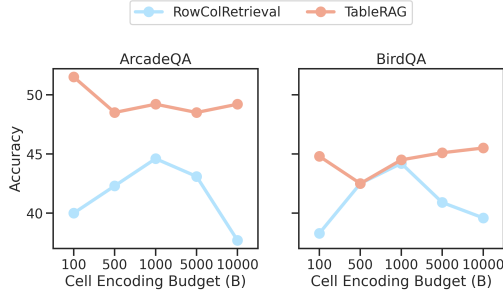


Figure 6: Impact of cell encoding budget  $B$ . TableRAG retrieves from the  $B$  most frequent cells, maintaining robust performance even with a smaller budget. RowColSampling truncates more rows as  $B$  decreases, showing greater sensitivity to budget changes and generally underperforming compared to TableRAG.

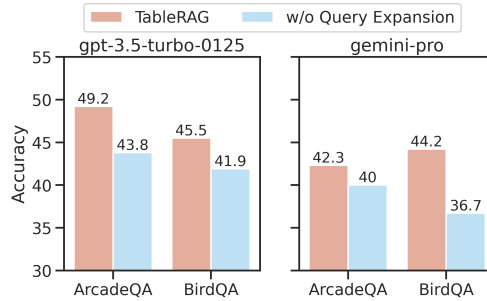


Figure 7: Effect of query expansion. Query expansion consistently improves TableRAG across all scenarios, indicating that it provides better coverage of user intents.

Table 6: Ablation study of schema retrieval (Rows 1 vs 3 and 2 vs 4) and cell retrieval (Rows 1 vs 2 and 3 vs 4). The first column indicates whether the LM processed all schemas or only retrieved schemas. The second column indicates whether the LM ignored cell values or processed retrieved column-cell pairs. Schema retrieval leads to an improvement in accuracy of up to 9.4%, while cell retrieval results in an increase of up to 11.5%.

Schema	Cell	GPT 3.5 Turbo		Gemini 1.0 Pro	
		ArcadeQA	BirdQA	ArcadeQA	BirdQA
all	none	43.1	40.3	30.8	31.8
all	retrieval	48.5	42.5	42.3	41.6
retrieval	none	46.9	44.8	36.9	42.2
retrieval	retrieval	49.2	45.5	42.3	44.2

a hybrid approach that combines scores from both methods. The results show that embedding-based retrieval achieves the best performance, outperforming both BM25 and the hybrid method, despite not processing the entire table due to encoding constraints. This underscores the importance of semantic understanding in retrieval, where embedding-based methods offer better comprehension of table data, significantly enhancing TableRAG’s performance.

**Number of Top Retrieval Results  $K$ :** Fig 5 illustrates the impact of varying the number of top retrieval results ( $K$ ) on the performance and the token cost for the subsequent LM reasoning. The results demonstrate that increasing the number  $K$ , while increasing the prompt lengths, does not consistently improve performance. Though larger  $K$  allows LMs access to more information, it also results in a longer context which can exacerbate the lost-in-the-middle phenomenon. In contrast, TableRAG excels by requiring fewer  $K$  values, thus reducing the context tokens needed and lowering subsequent reasoning costs while still outperforming other methods.

**Encoding Budget  $B$ :** The results from Fig. 6 demonstrate how different token encoding budgets ( $B$ ) affect the performance of TableRAG and RowColRetrieval. While a higher budget theoretically allows for more information to be retrieved, the results show that it does not always lead to better performance. Specifically, RowColRetrieval shows a decline in performance with increased budgets, potentially due to the retrieval of more rows that complicate selecting the correct ones and produce noisier embeddings from longer column sequences. In contrast, TableRAG maintains consistent performance across various budgets, indicating that its approach of building the corpus by cell frequency effectively captures essential information even with limited budgets.

**Query Expansion:** The effectiveness of our query expansion method is analyzed in Fig. 7. The results demonstrate that query expansion consistently enhances TableRAG’s performance across various datasets and LMs.

**Schema Retrieval and Cell Retrieval:** We analyze the impact of schema retrieval and cell retrieval on performance in Table 6. The results demonstrate that schema retrieval consistently enhances reasoning performance across datasets and LMs, with a maximum improvement of 9.4%, regardless of whether cell values are considered. The results indicate that even for tables with small number of columns (average 20.5 columns in ArcadeQA and 11.1 columns in BirdQA), schema retrieval is still helpful to only provide relevant columns for the subsequent reasoning. Similarly, cell retrieval consistently improves accuracies across all datasets and LMs, with a maximum improvement of 11.5%, indicating cell retrieval can effectively extract key information from the table contents.

## 5 Conclusion

In this work, we have presented TableRAG, the first framework to demonstrate effective and efficient LM-based table understanding with millions of tokens. To fill in the evaluation gap, we have introduced three new million-token scale table understanding benchmarks. TableRAG’s retrieval design, combining schema and cell retrieval with frequency-aware truncation, significantly reduces computational costs and token usage without sacrificing performance. Our extensive experiments on both real-world and synthetic datasets showcase TableRAG’s superior performance across various table sizes. TableRAG paves the way for future research on even larger and more complex table understanding tasks.

## 6 Limitations

Theoretically, the worst-case complexity for cell retrieval could reach  $O(NM)$  if all cell values are distinct, potentially leading to loss of crucial information even with frequency-based truncation. Also, our evaluation is limited to QA and verification tasks due to the scarcity of large-scale table benchmarks. Finally, we focus on benchmarking on comparing TableRAG with other representative table prompting methods using the same LM solver, rather than against the latest state-of-the-art techniques, to specifically assess its efficacy on large tables.

## References

- [1] Josh Achiam, Steven Adler, Sandhini Agarwal, Lama Ahmad, Ilge Akkaya, Florencia Leoni Aleman, Diogo Almeida, Janko Altenschmidt, Sam Altman, Shyamal Anadkat, et al. Gpt-4 technical report. *arXiv preprint arXiv:2303.08774*, 2023. 7
- [2] Wenhui Chen, Hongmin Wang, Jianshu Chen, Yunkai Zhang, Hong Wang, Shiyang Li, Xiyu Zhou, and William Yang Wang. Tabfact: A large-scale dataset for table-based fact verification. In *International Conference on Learning Representations*, 2020. 6
- [3] Zhoujun Cheng, Tianbao Xie, Peng Shi, Chengzu Li, Rahul Nadkarni, Yushi Hu, Caiming Xiong, Dragomir Radev, Mari Ostendorf, Luke Zettlemoyer, Noah A. Smith, and Tao Yu. Binding language models in symbolic languages. In *The Eleventh International Conference on Learning Representations*, 2023. 1, 3, 5, 8
- [4] Julian Eisenschlos, Syrine Krichene, and Thomas Müller. Understanding tables with intermediate pre-training. In *Findings of the Association for Computational Linguistics: EMNLP 2020*, pages 281–296, 2020. 3
- [5] Xi Fang, Weijie Xu, Fiona Anting Tan, Jiani Zhang, Ziqing Hu, Yanjun Qi, Scott Nickleach, Diego Socolinsky, Srinivasan Sengamedu, and Christos Faloutsos. Large language models on tabular data—a survey. *arXiv preprint arXiv:2402.17944*, 2024. 1
- [6] Jonathan Herzig, Paweł Krzysztof Nowak, Thomas Müller, Francesco Piccinno, and Julian Eisenschlos. TaPas: Weakly supervised table parsing via pre-training. In *Proceedings of the 58th Annual Meeting of the Association for Computational Linguistics*, pages 4320–4333, 2020. 3
- [7] Jinyang Li, Binyuan Hui, Ge Qu, Jiayi Yang, Binhua Li, Bowen Li, Bailin Wang, Bowen Qin, Ruiying Geng, Nan Huo, et al. Can llm already serve as a database interface? a big bench for large-scale database grounded text-to-sqls. *Advances in Neural Information Processing Systems*, 36, 2024. 2, 6, 15
- [8] Weizhe Lin, Rexhina Blloshmi, Bill Byrne, Adrià de Gispert, and Gonzalo Iglesias. An inner table retriever for robust table question answering. In *Proceedings of the 61st Annual Meeting of the Association for Computational Linguistics (Volume 1: Long Papers)*, pages 9909–9926, 2023. 1, 3, 5
- [9] Nelson F Liu, Kevin Lin, John Hewitt, Ashwin Paranjape, Michele Bevilacqua, Fabio Petroni, and Percy Liang. Lost in the middle: How language models use long contexts. *Transactions of the Association for Computational Linguistics*, 12:157–173, 2024. 1
- [10] Tianyang Liu, Fei Wang, and Muhao Chen. Rethinking tabular data understanding with large language models. *arXiv preprint arXiv:2312.16702*, 2023. 1, 3, 5, 6
- [11] Vaishali Pal, Andrew Yates, Evangelos Kanoulas, and Maarten de Rijke. MultiTabQA: Generating tabular answers for multi-table question answering. In *Proceedings of the 61st Annual Meeting of the Association for Computational Linguistics (Volume 1: Long Papers)*, pages 6322–6334, 2023. 1, 3, 5
- [12] Panupong Pasupat and Percy Liang. Compositional semantic parsing on semi-structured tables. In *Proceedings of the 53rd Annual Meeting of the Association for Computational Linguistics and the 7th International Joint Conference on Natural Language Processing (Volume 1: Long Papers)*, pages 1470–1480, 2015. 6, 8
- [13] Mohammadreza Pourreza and Davood Rafiei. DIN-SQL: Decomposed in-context learning of text-to-SQL with self-correction. In *Thirty-seventh Conference on Neural Information Processing Systems*, 2023. 3, 5
- [14] Mohammadreza Pourreza and Davood Rafiei. Dts-sql: Decomposed text-to-sql with small large language models. *arXiv preprint arXiv:2402.01117*, 2024. 3, 5
- [15] Nitarshan Rajkumar, Raymond Li, and Dzmitry Bahdanau. Evaluating the text-to-sql capabilities of large language models. *arXiv preprint arXiv:2204.00498*, 2022. 8

- [16] Stephen Robertson, Hugo Zaragoza, et al. The probabilistic relevance framework: Bm25 and beyond. *Foundations and Trends in Information Retrieval*, 3(4):333–389, 2009. 8
- [17] Yuan Sui, Jiaru Zou, Mengyu Zhou, Xinyi He, Lun Du, Shi Han, and Dongmei Zhang. Tap4llm: Table provider on sampling, augmenting, and packing semi-structured data for large language model reasoning. *arXiv preprint arXiv:2312.09039*, 2023. 1, 3, 5, 6
- [18] Ruoxi Sun, Sercan O Arik, Hootan Nakhost, Hanjun Dai, Rajarishi Sinha, Pengcheng Yin, and Tomas Pfister. Sql-palm: Improved large language model adaptation for text-to-sql. *arXiv preprint arXiv:2306.00739*, 2023. 3, 5
- [19] Gemini Team, Rohan Anil, Sebastian Borgeaud, Yonghui Wu, Jean-Baptiste Alayrac, Jiahui Yu, Radu Soricut, Johan Schalkwyk, Andrew M Dai, Anja Hauth, et al. Gemini: a family of highly capable multimodal models. *arXiv preprint arXiv:2312.11805*, 2023. 7
- [20] Bing Wang, Changyu Ren, Jian Yang, Xinnian Liang, Jiaqi Bai, Qian-Wen Zhang, Zhao Yan, and Zhoujun Li. Mac-sql: Multi-agent collaboration for text-to-sql. *arXiv preprint arXiv:2312.11242*, 2023. 3, 5
- [21] Liang Wang, Nan Yang, and Furu Wei. Query2doc: Query expansion with large language models. In *The 2023 Conference on Empirical Methods in Natural Language Processing*, 2023. 2
- [22] Zilong Wang, Hao Zhang, Chun-Liang Li, Julian Martin Eisenschlos, Vincent Perot, Zifeng Wang, Lesly Miculicich, Yasuhisa Fujii, Jingbo Shang, Chen-Yu Lee, and Tomas Pfister. Chain-of-table: Evolving tables in the reasoning chain for table understanding. In *The Twelfth International Conference on Learning Representations*, 2024. 1, 3, 5
- [23] Shunyu Yao, Jeffrey Zhao, Dian Yu, Nan Du, Izhak Shafran, Karthik R Narasimhan, and Yuan Cao. React: Synergizing reasoning and acting in language models. In *The Eleventh International Conference on Learning Representations*, 2023. 5
- [24] Yunhu Ye, Binyuan Hui, Min Yang, Binhua Li, Fei Huang, and Yongbin Li. Large language models are versatile decomposers: Decomposing evidence and questions for table-based reasoning. In *Proceedings of the 46th International ACM SIGIR Conference on Research and Development in Information Retrieval*, pages 174–184, 2023. 1, 3, 5, 8
- [25] Pengcheng Yin, Graham Neubig, Wen-tau Yih, and Sebastian Riedel. TaBERT: Pretraining for joint understanding of textual and tabular data. In *Proceedings of the 58th Annual Meeting of the Association for Computational Linguistics*, pages 8413–8426, 2020. 8
- [26] Pengcheng Yin, Wen-Ding Li, Kefan Xiao, Abhishek Rao, Yeming Wen, Kensen Shi, Joshua Howland, Paige Bailey, Michele Catasta, Henryk Michalewski, Oleksandr Polozov, and Charles Sutton. Natural language to code generation in interactive data science notebooks. In *Proceedings of the 61st Annual Meeting of the Association for Computational Linguistics (Volume 1: Long Papers)*, pages 126–173, 2023. 2, 6, 15
- [27] Tao Yu, Rui Zhang, Kai Yang, Michihiro Yasunaga, Dongxu Wang, Zifan Li, James Ma, Irene Li, Qingning Yao, Shanelle Roman, Zilin Zhang, and Dragomir Radev. Spider: A large-scale human-labeled dataset for complex and cross-domain semantic parsing and text-to-SQL task. In *Proceedings of the 2018 Conference on Empirical Methods in Natural Language Processing*, pages 3911–3921, 2018. 6
- [28] Tianshu Zhang, Xiang Yue, Yifei Li, and Huan Sun. Tablellama: Towards open large generalist models for tables. *arXiv preprint arXiv:2311.09206*, 2023. 3, 5
- [29] Yunjia Zhang, Jordan Henkel, Avriella Floratou, Joyce Cahoon, Shaleen Deep, and Jignesh M Patel. Reactable: Enhancing react for table question answering. *arXiv preprint arXiv:2310.00815*, 2023. 1, 3, 5, 6
- [30] Victor Zhong, Caiming Xiong, and Richard Socher. Seq2sql: Generating structured queries from natural language using reinforcement learning. *arXiv preprint arXiv:1709.00103*, 2017. 3

## A TableRAG Example

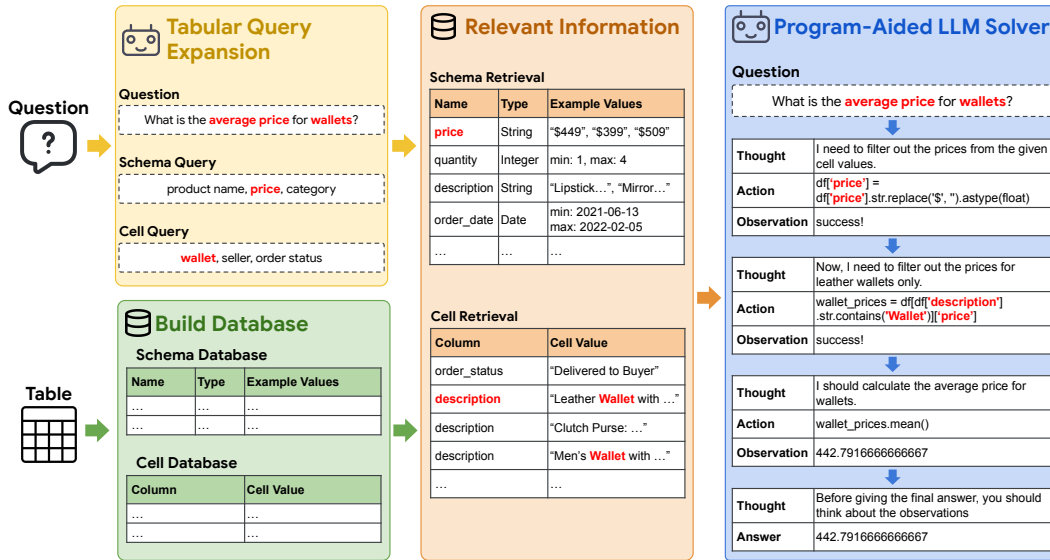


Figure 8: Example of TableRAG in ArcadeQA.

## B TableRAG Pseudo Code

See Alg. 1.

---

**Algorithm 1:** TableRAG Algorithm

---

**Data:**  $T$ : table,  $Q$ : questions,  $\mathcal{L}$ : LM,  $K$ : number of retrieval results,  $B$ : token encoding budget,  $f_{enc}$ : encoder

**Result:**  $\hat{A}$  is the predicted answer to the question

```

1 Function TableRAG( $T, Q, \mathcal{L}, K, B, f_{enc}$ ):
2    $schema\_db \leftarrow BuildSchemaDB(T, f_{enc})$ ;
3    $cell\_db \leftarrow BuildCellDB(T, B, f_{enc})$ ;
4   foreach  $q \in Q$  do
5      $Q_{schema}, Q_{cell} \leftarrow TabularQueryExpansion(\mathcal{L}, q)$ ;
6      $R_{schema} \leftarrow MultiQueryRetrieve(f_{enc}, Q_{schema}, K, schema\_db)$ ;
7      $R_{cell} \leftarrow MultiQueryRetrieve(f_{enc}, Q_{cell}, K, cell\_db)$ ;
8      $\hat{A} \leftarrow ProgramAidedSolver(\mathcal{L}, q, T, R_{schema}, R_{cell})$ ;
9   end
10 return  $\hat{A}$ 
11 Function BuildSchemaDB( $T, f_{enc}$ ):
12    $corpus \leftarrow \phi$ ;
13   foreach  $(C_j, D_j, E_j) \in T$  do
14      $corpus \leftarrow corpus \cup (f_{Enc}(C_j), (C_j, D_j, E_j))$ ;
15   end
16 return  $corpus$ 
17 Function BuildCellDB( $T, B, f_{enc}$ ):
18    $corpus \leftarrow \phi$ ;
19    $V \leftarrow getDistinctColumnCellPairbyFreq(T)$ ;
20    $V \leftarrow V[:B]$ ;
21   foreach  $(C_j, v_{ij}) \in V$  do
22      $corpus \leftarrow corpus \cup (f_{Enc}((C_j, v_{ij})), (C_j, v_{ij}))$ 
23   end
24 return  $corpus$ 
25 Function MultiQueryRetrieve( $\mathcal{L}, Q, K, corpus$ ):
26    $res \leftarrow \phi$ ;
27   foreach  $q \in Q$  do
28      $res \leftarrow res \cup Retrieve_K(q, corpus)$ 
29   end
30 return  $res$ 

```

---

## C Dataset

Here we describe the generation of each datasets. The statistics of each dataset are shown in Table 7.

**ArcadeQA** The ARCADE dataset [26] consists of a collection of annotated data science notebooks with natural language to code annotations for every cell. The notebooks executes on large scale Kaggle ML datasets<sup>5</sup>. We extract the examples where there is an executed result, and that result is either a single primitive value or a list of values (single column table). In contrast, examples that focus on data wrangling without a returned value, or where the result is a table are skipped. In total we obtain 130 examples with questions such as “*How many countries are south of the equator?*” and “*What is the city that had cash on delivery as the most common payment method?*”.

**BirdQA** We leverage a subset of BIRD dataset [7], a collection for large-scale database grounded text-to-SQL. It also contains annotations for columns descriptions, and external knowledge evidence in some examples. To convert the task to table-QA, we extract 308 examples where a single table was used. We use only the table and question without additional helper annotations such as descriptions and external knowledge evidence. The tables have 40 thousand rows in average and it comprises on single an multiple value answers.

**Synthetic TabFact** To complement existing datasets and better evaluate LMs on larger table structures, we have synthesized an extension of the TabFact dataset to include tables of significantly greater sizes. This synthesis involves a series of steps designed to expand original small tables into larger ones without losing the integrity of the data or the logical consistency required for correct query answering. We utilize LM-generated column names, sampling functions, and solution programs to create tables and validate them through a rigorous process where solution programs verify the correctness of answers, ensuring the synthetic tables maintain the challenge and integrity of the original dataset.

Table 7: Dataset statistics. Values are presented in averages, except for the total counts of tables and questions.

Data	# of tables	# of questions	# of rows ( $N$ )	# of cols ( $M$ )	# of cells ( $NM$ )	# of distinct values ( $D$ )	# of categorical columns
ArcadeQA	48	130	79,376.2	20.5	1,247,946.6	50,609.4	9.4
BirdQA	53	308	62,813.1	11.1	721,077.6	39,649.5	4.9
Synth-TabFact-original	288	288	14.1	6.3	88.8	41.1	4.4
Synth-TabFact-50	288	288	50.0	50.0	2,500.0	149.1	27.0
Synth-TabFact-100	288	288	100.0	100.0	10,000.0	268.1	54.1
Synth-TabFact-500	288	288	500.0	500.0	250,000.0	1,140.5	267.2
Synth-TabFact-1K	288	288	1,000.0	1,000.0	1,000,000.0	2,196.8	539.9

<sup>5</sup><https://www.kaggle.com/datasets>

## D Prompt of Query Expansion for Schema Retrieval

```
===== Prompt =====  
Given a large table regarding "amazon seller order status prediction orders data", I want  
to answer a question: "What is the average price for leather wallets?"  
Since I cannot view the table directly, please suggest some column names that might contain  
the necessary data to answer this question.  
Please answer with a list of column names in JSON format without any additional explanation  
.  
Example:  
["column1", "column2", "column3"]  
===== Completion =====  
["product_name", "category", "price"]
```

Figure 9: Prompt of Query Expansion for Schema Retrieval

## E Prompt of Query Expansion for Cell Retrieval

```
===== Prompt =====  
Given a large table regarding "amazon seller order status prediction orders data", I want  
to answer a question: "What is the average price for leather wallets?"  
Please extract some keywords which might appear in the table cells and help answer the  
question.  
The keywords should be categorical values rather than numerical values.  
The keywords should be contained in the question.  
Please answer with a list of keywords in JSON format without any additional explanation.  
Example:  
["keyword1", "keyword2", "keyword3"]  
===== Completion =====  
["leather wallets", "average price", "amazon seller", "order status prediction", "orders  
data"]
```

Figure 10: Prompt of Query Expansion for Cell Retrieval



## F Prompt of TableRAG Solver

```
===== Prompt =====

You are working with a pandas dataframe regarding "amazon seller order status prediction
orders data" in Python. The name of the dataframe is 'df'. Your task is to use '
python_repl_ast' to answer the question: "What is the average price for leather wallets?"

Tool description:
- 'python_repl_ast': A Python interactive shell. Use this to execute python commands. Input
should be a valid single line python command.

Since you cannot view the table directly, here are some schemas and cell values retrieved
from the table.

Schema Retrieval Results:
{"column_name": "item_total", "dtype": "object", "cell_examples": ['$449.00', '$399.00', '$549.00']}
{"column_name": "quantity", "dtype": "int64", "min": 1, "max": 4}
{"column_name": "order_no", "dtype": "object", "cell_examples": ['402-4845680-8041921', '405-9763961-5211537', '404-3964908-7850720']}
...

Cell Retrieval Queries: leather wallets, average price, order status, prediction, amazon
seller
Cell Retrieval Results:
{"column_name": "order_status", "cell_value": "Delivered to buyer"}
{"column_name": "description", "cell_value": "Pure Leather Camel Color Gent's Wallet with
Coin Compartment and Card Holders | Men's Ultra Slim Money Organiser (1 pc)"}
...

Strictly follow the given format to respond:
Thought: you should always think about what to do
Action: the single line Python command to execute
Observation: the result of the action
.. (this Thought/Action/Observation can repeat N times)
Thought: before giving the final answer, you should think about the observations
Final Answer: the final answer to the original input question (Answer1, Answer2, ...)

Notes:
- Do not use markdown or any other formatting in your responses.
- Ensure the last line is only "Final Answer: Answer1, Answer2, ..." form, no other form.
- Directly output the Final Answer rather than outputting by Python.
- Ensure to have a concluding thought that verifies the table, observations and the
question before giving the final answer.

Now, given a table regarding "amazon seller order status prediction orders data", please
use 'python_repl_ast' with the column names and cell values above to answer the question: "
What is the average price for leather wallets?"

Begin!

===== Completion =====
Thought: I need to remove the comma in the item_total values before converting them to
float.
Action: df['item_total'] = df['item_total'].str.replace('$', '').str.replace(',','').astype(
float)
Observation: success!
Thought: Now, I can filter out the rows with leather wallets and calculate the average
price.
Action: df[df['description'].str.contains('wallet', case=False)]['item_total'].mean()
Observation: 442.7916666666667
Thought: before giving the final answer, I should consider the observations and ensure that
the calculations are accurate.
Final Answer: The average price for leather wallets is $442.79.
```

Figure 11: Prompt of TableRAG solver

## NeurIPS Paper Checklist

### 1. Claims

Question: Do the main claims made in the abstract and introduction accurately reflect the paper's contributions and scope?

Answer: [Yes]

Justification: Abstract and Section 1

Guidelines:

- The answer NA means that the abstract and introduction do not include the claims made in the paper.
- The abstract and/or introduction should clearly state the claims made, including the contributions made in the paper and important assumptions and limitations. A No or NA answer to this question will not be perceived well by the reviewers.
- The claims made should match theoretical and experimental results, and reflect how much the results can be expected to generalize to other settings.
- It is fine to include aspirational goals as motivation as long as it is clear that these goals are not attained by the paper.

### 2. Limitations

Question: Does the paper discuss the limitations of the work performed by the authors?

Answer: [Yes]

Justification: Section 6

Guidelines:

- The answer NA means that the paper has no limitation while the answer No means that the paper has limitations, but those are not discussed in the paper.
- The authors are encouraged to create a separate "Limitations" section in their paper.
- The paper should point out any strong assumptions and how robust the results are to violations of these assumptions (e.g., independence assumptions, noiseless settings, model well-specification, asymptotic approximations only holding locally). The authors should reflect on how these assumptions might be violated in practice and what the implications would be.
- The authors should reflect on the scope of the claims made, e.g., if the approach was only tested on a few datasets or with a few runs. In general, empirical results often depend on implicit assumptions, which should be articulated.
- The authors should reflect on the factors that influence the performance of the approach. For example, a facial recognition algorithm may perform poorly when image resolution is low or images are taken in low lighting. Or a speech-to-text system might not be used reliably to provide closed captions for online lectures because it fails to handle technical jargon.
- The authors should discuss the computational efficiency of the proposed algorithms and how they scale with dataset size.
- If applicable, the authors should discuss possible limitations of their approach to address problems of privacy and fairness.
- While the authors might fear that complete honesty about limitations might be used by reviewers as grounds for rejection, a worse outcome might be that reviewers discover limitations that aren't acknowledged in the paper. The authors should use their best judgment and recognize that individual actions in favor of transparency play an important role in developing norms that preserve the integrity of the community. Reviewers will be specifically instructed to not penalize honesty concerning limitations.

### 3. Theory Assumptions and Proofs

Question: For each theoretical result, does the paper provide the full set of assumptions and a complete (and correct) proof?

Answer: [Yes]

Justification: Section 3

Guidelines:

- The answer NA means that the paper does not include theoretical results.
- All the theorems, formulas, and proofs in the paper should be numbered and cross-referenced.
- All assumptions should be clearly stated or referenced in the statement of any theorems.
- The proofs can either appear in the main paper or the supplemental material, but if they appear in the supplemental material, the authors are encouraged to provide a short proof sketch to provide intuition.
- Inversely, any informal proof provided in the core of the paper should be complemented by formal proofs provided in appendix or supplemental material.
- Theorems and Lemmas that the proof relies upon should be properly referenced.

#### 4. **Experimental Result Reproducibility**

Question: Does the paper fully disclose all the information needed to reproduce the main experimental results of the paper to the extent that it affects the main claims and/or conclusions of the paper (regardless of whether the code and data are provided or not)?

Answer: [Yes]

Justification: Section 3, 4, Appendix

Guidelines:

- The answer NA means that the paper does not include experiments.
- If the paper includes experiments, a No answer to this question will not be perceived well by the reviewers: Making the paper reproducible is important, regardless of whether the code and data are provided or not.
- If the contribution is a dataset and/or model, the authors should describe the steps taken to make their results reproducible or verifiable.
- Depending on the contribution, reproducibility can be accomplished in various ways. For example, if the contribution is a novel architecture, describing the architecture fully might suffice, or if the contribution is a specific model and empirical evaluation, it may be necessary to either make it possible for others to replicate the model with the same dataset, or provide access to the model. In general, releasing code and data is often one good way to accomplish this, but reproducibility can also be provided via detailed instructions for how to replicate the results, access to a hosted model (e.g., in the case of a language model), releasing of a model checkpoint, or other means that are appropriate to the research performed.
- While NeurIPS does not require releasing code, the conference does require all submissions to provide some reasonable avenue for reproducibility, which may depend on the nature of the contribution. For example
  - (a) If the contribution is primarily a new algorithm, the paper should make it clear how to reproduce that algorithm.
  - (b) If the contribution is primarily a new model architecture, the paper should describe the architecture clearly and fully.
  - (c) If the contribution is a new model (e.g., a language model), then there should either be a way to access this model for reproducing the results or a way to reproduce the model (e.g., with an open-source dataset or instructions for how to construct the dataset).
  - (d) We recognize that reproducibility may be tricky in some cases, in which case authors are welcome to describe the particular way they provide for reproducibility. In the case of closed-source models, it may be that access to the model is limited in some way (e.g., to registered users), but it should be possible for other researchers to have some path to reproducing or verifying the results.

#### 5. **Open access to data and code**

Question: Does the paper provide open access to the data and code, with sufficient instructions to faithfully reproduce the main experimental results, as described in supplemental material?

Answer: [No]

Justification: Under review by company

Guidelines:

- The answer NA means that paper does not include experiments requiring code.
- Please see the NeurIPS code and data submission guidelines (<https://nips.cc/public/guides/CodeSubmissionPolicy>) for more details.
- While we encourage the release of code and data, we understand that this might not be possible, so “No” is an acceptable answer. Papers cannot be rejected simply for not including code, unless this is central to the contribution (e.g., for a new open-source benchmark).
- The instructions should contain the exact command and environment needed to run to reproduce the results. See the NeurIPS code and data submission guidelines (<https://nips.cc/public/guides/CodeSubmissionPolicy>) for more details.
- The authors should provide instructions on data access and preparation, including how to access the raw data, preprocessed data, intermediate data, and generated data, etc.
- The authors should provide scripts to reproduce all experimental results for the new proposed method and baselines. If only a subset of experiments are reproducible, they should state which ones are omitted from the script and why.
- At submission time, to preserve anonymity, the authors should release anonymized versions (if applicable).
- Providing as much information as possible in supplemental material (appended to the paper) is recommended, but including URLs to data and code is permitted.

## 6. Experimental Setting/Details

Question: Does the paper specify all the training and test details (e.g., data splits, hyper-parameters, how they were chosen, type of optimizer, etc.) necessary to understand the results?

Answer: [Yes]

Justification: Section 4

Guidelines:

- The answer NA means that the paper does not include experiments.
- The experimental setting should be presented in the core of the paper to a level of detail that is necessary to appreciate the results and make sense of them.
- The full details can be provided either with the code, in appendix, or as supplemental material.

## 7. Experiment Statistical Significance

Question: Does the paper report error bars suitably and correctly defined or other appropriate information about the statistical significance of the experiments?

Answer: [No]

Justification: The experiments are already conducted with majority-voting by 10 times. Additional trials to report error bars are too computational intensive.

Guidelines:

- The answer NA means that the paper does not include experiments.
- The authors should answer "Yes" if the results are accompanied by error bars, confidence intervals, or statistical significance tests, at least for the experiments that support the main claims of the paper.
- The factors of variability that the error bars are capturing should be clearly stated (for example, train/test split, initialization, random drawing of some parameter, or overall run with given experimental conditions).
- The method for calculating the error bars should be explained (closed form formula, call to a library function, bootstrap, etc.)
- The assumptions made should be given (e.g., Normally distributed errors).
- It should be clear whether the error bar is the standard deviation or the standard error of the mean.

- It is OK to report 1-sigma error bars, but one should state it. The authors should preferably report a 2-sigma error bar than state that they have a 96% CI, if the hypothesis of Normality of errors is not verified.
- For asymmetric distributions, the authors should be careful not to show in tables or figures symmetric error bars that would yield results that are out of range (e.g. negative error rates).
- If error bars are reported in tables or plots, The authors should explain in the text how they were calculated and reference the corresponding figures or tables in the text.

## 8. Experiments Compute Resources

Question: For each experiment, does the paper provide sufficient information on the computer resources (type of compute workers, memory, time of execution) needed to reproduce the experiments?

Answer: [Yes]

Justification: Section 4

Guidelines:

- The answer NA means that the paper does not include experiments.
- The paper should indicate the type of compute workers CPU or GPU, internal cluster, or cloud provider, including relevant memory and storage.
- The paper should provide the amount of compute required for each of the individual experimental runs as well as estimate the total compute.
- The paper should disclose whether the full research project required more compute than the experiments reported in the paper (e.g., preliminary or failed experiments that didn't make it into the paper).

## 9. Code Of Ethics

Question: Does the research conducted in the paper conform, in every respect, with the NeurIPS Code of Ethics <https://neurips.cc/public/EthicsGuidelines>?

Answer: [Yes]

Justification: Our work is based on public data and APIs.

Guidelines:

- The answer NA means that the authors have not reviewed the NeurIPS Code of Ethics.
- If the authors answer No, they should explain the special circumstances that require a deviation from the Code of Ethics.
- The authors should make sure to preserve anonymity (e.g., if there is a special consideration due to laws or regulations in their jurisdiction).

## 10. Broader Impacts

Question: Does the paper discuss both potential positive societal impacts and negative societal impacts of the work performed?

Answer: [NA]

Justification: Our research solely focus on table understanding. There is no societal impact of the work performed.

Guidelines:

- The answer NA means that there is no societal impact of the work performed.
- If the authors answer NA or No, they should explain why their work has no societal impact or why the paper does not address societal impact.
- Examples of negative societal impacts include potential malicious or unintended uses (e.g., disinformation, generating fake profiles, surveillance), fairness considerations (e.g., deployment of technologies that could make decisions that unfairly impact specific groups), privacy considerations, and security considerations.

- The conference expects that many papers will be foundational research and not tied to particular applications, let alone deployments. However, if there is a direct path to any negative applications, the authors should point it out. For example, it is legitimate to point out that an improvement in the quality of generative models could be used to generate deepfakes for disinformation. On the other hand, it is not needed to point out that a generic algorithm for optimizing neural networks could enable people to train models that generate Deepfakes faster.
- The authors should consider possible harms that could arise when the technology is being used as intended and functioning correctly, harms that could arise when the technology is being used as intended but gives incorrect results, and harms following from (intentional or unintentional) misuse of the technology.
- If there are negative societal impacts, the authors could also discuss possible mitigation strategies (e.g., gated release of models, providing defenses in addition to attacks, mechanisms for monitoring misuse, mechanisms to monitor how a system learns from feedback over time, improving the efficiency and accessibility of ML).

## 11. Safeguards

Question: Does the paper describe safeguards that have been put in place for responsible release of data or models that have a high risk for misuse (e.g., pretrained language models, image generators, or scraped datasets)?

Answer: [NA]

Justification: We only use public APIs and tabular datasets.

Guidelines:

- The answer NA means that the paper poses no such risks.
- Released models that have a high risk for misuse or dual-use should be released with necessary safeguards to allow for controlled use of the model, for example by requiring that users adhere to usage guidelines or restrictions to access the model or implementing safety filters.
- Datasets that have been scraped from the Internet could pose safety risks. The authors should describe how they avoided releasing unsafe images.
- We recognize that providing effective safeguards is challenging, and many papers do not require this, but we encourage authors to take this into account and make a best faith effort.

## 12. Licenses for existing assets

Question: Are the creators or original owners of assets (e.g., code, data, models), used in the paper, properly credited and are the license and terms of use explicitly mentioned and properly respected?

Answer: [Yes]

Justification: Section 4

Guidelines:

- The answer NA means that the paper does not use existing assets.
- The authors should cite the original paper that produced the code package or dataset.
- The authors should state which version of the asset is used and, if possible, include a URL.
- The name of the license (e.g., CC-BY 4.0) should be included for each asset.
- For scraped data from a particular source (e.g., website), the copyright and terms of service of that source should be provided.
- If assets are released, the license, copyright information, and terms of use in the package should be provided. For popular datasets, [paperswithcode.com/datasets](https://paperswithcode.com/datasets) has curated licenses for some datasets. Their licensing guide can help determine the license of a dataset.
- For existing datasets that are re-packaged, both the original license and the license of the derived asset (if it has changed) should be provided.

- If this information is not available online, the authors are encouraged to reach out to the asset’s creators.

### 13. **New Assets**

Question: Are new assets introduced in the paper well documented and is the documentation provided alongside the assets?

Answer: [Yes]

Justification: Section 4, Appendix C

Guidelines:

- The answer NA means that the paper does not release new assets.
- Researchers should communicate the details of the dataset/code/model as part of their submissions via structured templates. This includes details about training, license, limitations, etc.
- The paper should discuss whether and how consent was obtained from people whose asset is used.
- At submission time, remember to anonymize your assets (if applicable). You can either create an anonymized URL or include an anonymized zip file.

### 14. **Crowdsourcing and Research with Human Subjects**

Question: For crowdsourcing experiments and research with human subjects, does the paper include the full text of instructions given to participants and screenshots, if applicable, as well as details about compensation (if any)?

Answer: [NA]

Justification: The paper does not involve crowdsourcing nor research with human subjects.

Guidelines:

- The answer NA means that the paper does not involve crowdsourcing nor research with human subjects.
- Including this information in the supplemental material is fine, but if the main contribution of the paper involves human subjects, then as much detail as possible should be included in the main paper.
- According to the NeurIPS Code of Ethics, workers involved in data collection, curation, or other labor should be paid at least the minimum wage in the country of the data collector.

### 15. **Institutional Review Board (IRB) Approvals or Equivalent for Research with Human Subjects**

Question: Does the paper describe potential risks incurred by study participants, whether such risks were disclosed to the subjects, and whether Institutional Review Board (IRB) approvals (or an equivalent approval/review based on the requirements of your country or institution) were obtained?

Answer: [NA]

Justification: The paper does not involve crowdsourcing nor research with human subjects.

Guidelines:

- The answer NA means that the paper does not involve crowdsourcing nor research with human subjects.
- Depending on the country in which research is conducted, IRB approval (or equivalent) may be required for any human subjects research. If you obtained IRB approval, you should clearly state this in the paper.
- We recognize that the procedures for this may vary significantly between institutions and locations, and we expect authors to adhere to the NeurIPS Code of Ethics and the guidelines for their institution.
- For initial submissions, do not include any information that would break anonymity (if applicable), such as the institution conducting the review.