

International Journal of Modern Physics A
© World Scientific Publishing Company

Persistence of charmed hadrons in QGP from lattice QCD

Sipaz Sharma*

*Fakultät für Physik, Universität Bielefeld,
D-33615 Bielefeld, Germany*

We study the nature of charm degrees of freedom near the chiral crossover based on lattice QCD calculations of the second and fourth-order cumulants of charm fluctuations, and their correlations with net baryon number, electric charge, and strangeness fluctuations. We show that below the chiral crossover temperature, T_{pc} , the thermodynamics of charm can be very well understood in terms of charmed hadrons. We present evidence that above T_{pc} , however, charm quark-like excitations emerge as new degrees of freedom contributing to the partial charm pressure. Nonetheless, up to temperatures as high as 175 MeV, charmed hadron-like excitations significantly contribute to the partial charm pressure.

Keywords: QCD thermodynamics, charm degrees of freedom, deconfinement

PACS: 11.10.Wx, 11.15.Ha, 12.38.Aw, 12.38.Gc, 12.38.Mh, 24.60.Ky, 25.75.Gz, 25.75.Nq

1. Introduction

At low temperatures and low baryon densities, strongly interacting matter is confined, and the relevant degrees of freedom are hadrons, which are the composite states of the fundamental particles – quarks and gluons. At low baryon densities, the chiral crossover, $T_{pc} = 156.5 \pm 1.5$ MeV,^{1,2} and the creation of Quark-Gluon Plasma (QGP) from hadrons are commonly expected to occur at the same temperature. However, contrary to earlier expectations, recent lattice QCD explorations hint at the survival of some form of hadronic excitations inside the QGP. These excitations may either be thermally modified (broadened) resonances or more complicated quasi-particle excitations. Not much is currently known about the properties of such hadronic excitations.

The existence of S-wave charmonium (hidden-charm) states within the QGP has been argued based on the relatively small in-medium modifications of screening masses compared to P-wave charmonium states.³ Another recent study examined the spectral functions of pseudo-scalar light and strange mesons, identifying mesonic bound states at one temperature above the chiral crossover. Evidence for the persistence of pionic excitations in QGP has been found in this analysis.⁴ The fact that charmed hadrons start melting at T_{pc} has been confirmed over the years by

*For the HotQCD Collaboration.

2 *Sipaz Sharma*

comparison of lattice QCD calculations with Hadron Resonance Gas (HRG) model predictions.^{5,6} As the heavier charm quark allows for comparisons of lattice QCD with HRG model calculations within the Boltzmann approximation, the open charm sector offers simplifications. Recent investigations by the HotQCD collaboration based on charm fluctuations and their correlations with other conserved charges have provided supporting evidence for the coexistence of open-charm hadrons and charm quarks inside QGP.^{7,8} However, the research outcome discussion was mainly centered around the evidence of deconfinement from lattice QCD in terms of the appearance of charm quark-like excitations above T_{pc} . In this article, we will provide additional evidence for the persistence of the charmed hadron-like excitations inside QGP.

2. Boltzmann Approximation

2.1. Charmed Hadrons

Hadron resonance gas model (HRG) has been successful in describing the particle abundance ratios measured in the heavy-ion experiments. It describes a non-interacting gas of hadron resonances, and therefore can be used to calculate the hadronic pressure below T_{pc} .⁹ In the Boltzmann approximation, the dimensionless partial pressures from the charmed-meson, M_C , and the charmed-baryon, B_C , sectors take the following forms:¹⁰

$$\begin{aligned}
 M_C(T, \vec{\mu}) &= \frac{1}{2\pi^2} \sum_{i \in \text{C-mesons}} g_i \left(\frac{m_i}{T} \right)^2 K_2(m_i/T) \cosh(Q_i \hat{\mu}_Q + S_i \hat{\mu}_S + C_i \hat{\mu}_C), \\
 B_C(T, \vec{\mu}) &= \frac{1}{2\pi^2} \sum_{i \in \text{C-baryons}} g_i \left(\frac{m_i}{T} \right)^2 K_2(m_i/T) \cosh(B_i \hat{\mu}_B + Q_i \hat{\mu}_Q + S_i \hat{\mu}_S + C_i \hat{\mu}_C).
 \end{aligned}
 \tag{1}$$

In above equations, at a temperature T , the summation is over all charmed mesons/baryons (C-mesons/baryons) with masses given by m_i ; degeneracy factors of the states with equal mass and same quantum numbers are represented by g_i ; to work with a dimensionless notation, chemical potentials corresponding to conserved quantum numbers are normalised by the temperature: $\hat{\mu}_X = \mu/T$, $\forall X \in \{B, Q, S, C\}$; $K_2(x)$ is a modified Bessel function, which for a large argument can be approximated by $K_2(x) \sim \sqrt{\pi/2x} e^{-x} [1 + \mathcal{O}(x^{-1})]$:¹⁰ consequently, if a charmed state under consideration is much heavier than the relevant temperature scale, such that $m_i \gg T$, then the contribution to P_C from that particular state will be exponentially suppressed, e.g., the singly-charmed Λ_c^+ baryon has a Particle Data Group (PDG) mass of about 2286 MeV, whereas the doubly-charmed Ξ_{cc}^{++} baryon's mass as tabulated in PDG records is about 3621 MeV, therefore at T_{pc} , the contribution to B_C from Ξ_{cc}^{++} will be suppressed by a factor of 10^{-4} in relation to Λ_c^+ contribution.

2.2. Charm Quarks

Charm quarks offer an advantage over the light quarks because for temperatures a few times T_{pc} , the Boltzmann approximation works for an ideal massive quark-antiquark gas. Therefore, in this approximation, the dimensionless partial charm quark pressure, Q_C is given by,

$$Q_C(T, \vec{\mu}) = \frac{3}{\pi^2} \left(\frac{m_c}{T} \right)^2 K_2(m_c/T) \cosh \left(\frac{2}{3} \hat{\mu}_Q + \frac{1}{3} \hat{\mu}_B + \hat{\mu}_C \right), \quad (2)$$

where m_c is the pole mass of the charm quark, and the degeneracy factor is 6.

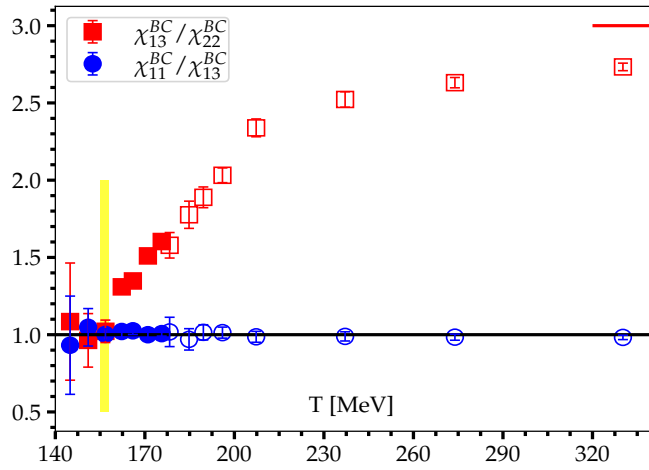


Fig. 1. The ratios of different baryon-charm fluctuations as functions of temperature. The open symbols represent the results from Ref.⁵ The red solid line is the ideal charm quark gas limit of the ratio $\chi_{13}^{BC}/\chi_{22}^{BC}$. The yellow band represents T_{pc} with its uncertainty. This figure is taken from.⁸

3. Generalized Susceptibilities of the Conserved Charges

To project out the relevant degrees of freedom in the charm sector, one calculates the generalized susceptibilities, χ_{klmn}^{BQSC} , of the conserved charges. This involves taking appropriate derivatives of the total pressure P , which contains contributions from the total charm pressure, $P_C(T, \vec{\mu}) = \chi_2^C = \chi_n^C$, for n even. These derivatives are taken with respect to the chemical potentials of the quantum number combinations one is interested in:

$$\chi_{klmn}^{BQSC} = \frac{\partial^{(k+l+m+n)}}{\partial \hat{\mu}_B^k \partial \hat{\mu}_Q^l \partial \hat{\mu}_S^m \partial \hat{\mu}_C^n} [P(\hat{\mu}_B, \hat{\mu}_Q, \hat{\mu}_S, \hat{\mu}_C) / T^4] \Big|_{\vec{\mu}=0}. \quad (3)$$

4 *Sipaz Sharma*

To make R.H.S dimensionless, P is normalized by T^4 . If $n \neq 0$, P can be replaced by P_C , since the derivative w.r.t. $\hat{\mu}_C$ will always project onto the open-charm sector. Note that χ_{klmn}^{BQSC} will be non-zero only for $(k + l + m + n) \in \text{even}$. In the following, if the subscript corresponding to a conserved charge is zero in the L.H.S. of Eq. 3, then both the corresponding superscript as well the zero subscript will be suppressed. Also, the terms cumulants, fluctuations and generalized susceptibilities will be used interchangeably throughout the text.

Remark 3.1. We show results for lattices with a fixed temporal extent, i.e., $N_\tau = 8$, and with a fixed aspect ratio of 4. Our conclusions are based on observables constructed using suitable ratios of various generalized susceptibilities. The lattice cut-off effects cancel up to a large extent in ratios; therefore, we expect our conclusions to hold in the continuum limit. For further details, please refer to^{5,6}

Remark 3.2. Certain ratios of charm fluctuations calculated in the framework of lattice QCD can receive enhanced contributions due the existence of not-yet-discovered open-charm states. Therefore, to achieve an agreement with the lattice data, one needs to take into account these extra states to make HRG predictions. In the following, all the HRG predictions, in addition to states tabulated in the Particle Data Group (PDG) records, take into account states predicted via Quark-Model calculations.¹¹⁻¹³ These HRG calculations are denoted by QM-HRG.

4. Breakdown of the HRG description

In the validity range of HRG, all BC correlations project onto the partial pressure contribution from the charmed baryonic sector, B_C . Therefore, the ratios of BC correlations with different numbers of $\hat{\mu}_B$ derivatives, such as $\chi_{13}^{BC}/\chi_{22}^{BC}$ shown in Fig. 1, give a clear indication of hadron melting by deviating from unity. Slightly above T_{pc} , $\chi_{13}^{BC}/\chi_{22}^{BC}$ becomes greater than 1, signaling the appearance of charm degrees of freedom carrying fractional B . For $T > 300\text{MeV}$, $\chi_{13}^{BC}/\chi_{22}^{BC}$ approaches its non-interacting quark-gas limit, which is 3 – shown with the solid-red line. Due to the dominance of the singly-charmed sector, $\chi_{11}^{BC}/\chi_{13}^{BC}$ shown in Fig. 1 stays unity for the entire temperature range.

5. Charmed degrees of freedom above T_{pc}

To understand the nature of charm degrees of freedom above T_{pc} , we extend the simple hadron gas model allowing the presence of partial charm quark pressure based on Ref.:¹⁴

$$P_C(T, \vec{\mu}) = M_C(T, \vec{\mu}) + B_C(T, \vec{\mu}) + Q_C(T, \vec{\mu}). \quad (4)$$

For details please see our recent work.⁷ By considering only two quantum numbers: B and C , the partial pressures of quark, baryon and meson-like excitations for $\mu = 0$ can be expressed in terms of the generalized susceptibilities as follows,

$$P_q = 9(\chi_{13}^{BC} - \chi_{22}^{BC})/2, \quad (5)$$

$$P_B = (3\chi_{22}^{BC} - \chi_{13}^{BC})/2, \quad (6)$$

$$P_M = \chi_4^C + 3\chi_{22}^{BC} - 4\chi_{13}^{BC}. \quad (7)$$

5.1. Appearance of Quark-Like Excitations near T_{pc}

Upon breakdown of the HRG description at T_{pc} in Fig. 2 [left], the fractional contribution of both the charmed mesonic and the charmed baryonic states to the total charm pressure starts decreasing in comparison to their respective QM-HRG expectations, whereas the fractional contribution of the charmed states with $|B| = 1/3$ becomes non-zero slightly above T_{pc} , and continues to increase as a function of temperature. To rule out the role of lattice cutoff effects in making P_q/P_C non-zero, we also show $N_\tau = 12$ results for the highest two temperatures using unfilled-red markers in Fig. 2 [left]. The $N_\tau = 12$ results clearly agree with the $N_\tau = 8$ results within errors, which further supports the presence of charm quark-like excitations in the Quark-Gluon Plasma (QGP). To strengthen our claim, in addition to the

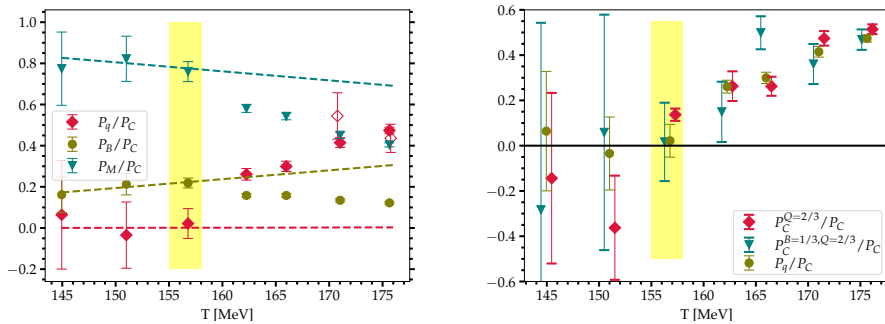


Fig. 2. Partial pressures of charmed mesons, charmed baryons and charm quarks normalized by P_C as functions of temperature. The dashed lines show corresponding results obtained from the QM-HRG model. The open symbols show the results for $N_\tau = 12$ lattices [left]. The partial pressures of quasi-particles carrying (i) baryon number $|B| = 1/3$ (P_q), (ii) electric charge $|Q| = 2/3$ ($P_C^{Q=2/3}$), and (iii) ($|B| = 1/3$, $|Q| = 2/3$) ($P_C^{B=1/3, Q=2/3}$) normalized by P_C . Note that the T-coordinates of case (ii) and case (iii) are shifted by ± 0.51 MeV respectively [right]. The yellow bands represent T_{pc} with its uncertainty. These figures are taken from.⁸

partial quark pressure construction using B and C quantum numbers in Eq. 5, we independently construct partial pressure of quark-like excitations in two other ways. Firstly, by considering two quantum numbers: Q and C . Secondly, by considering three quantum numbers: B , Q and C . In addition to P_q/P_C , both these partial pressures normalised by P_C are shown in Fig. 2 [right], and they take the following

6 *Sipaz Sharma*

forms:

$$P_C^{Q=2/3} = \frac{1}{8} [54\chi_{13}^{QC} - 81\chi_{22}^{QC} + 27\chi_{31}^{QC}] , \quad (8)$$

$$P_C^{B=1/3, Q=2/3} = \frac{27}{4} [\chi_{112}^{BQC} - \chi_{211}^{BQC}] . \quad (9)$$

Above partial pressures are constructed by assuming that only states carrying $|B| = 0, 1$ and $1/3$ contribute to P_C . This assumption is justified because our lattice data within errors satisfies the condition, $\chi_{13}^{BC} - 4\chi_{22}^{BC} + 3\chi_{31}^{BC} = 0$, see Ref.⁷ This implies four possibilities in the QC sector: $|Q| = 0, 1, 2$ and $2/3$, and three possibilities in the BQC sector: i) $|B| = 1, |Q| = 1$; ii) $|B| = 1, |Q| = 2$; iii) $|B| = 1/3, |Q| = 2/3$. Fig. 2 [right] shows a remarkable agreement between three independent partial pressure constructions of quark-like excitations providing support to the quasi-particle model in Eq. 4. Notice that $P_C^{Q=2/3}$ is sensitive to contributions from $|Q| \neq 0, 1$ and 2 charm sectors. The fact that it agrees with P_q and $P_C^{B=1/3, Q=2/3}$ implies that these three quantities project onto the same quasi-particle sector.

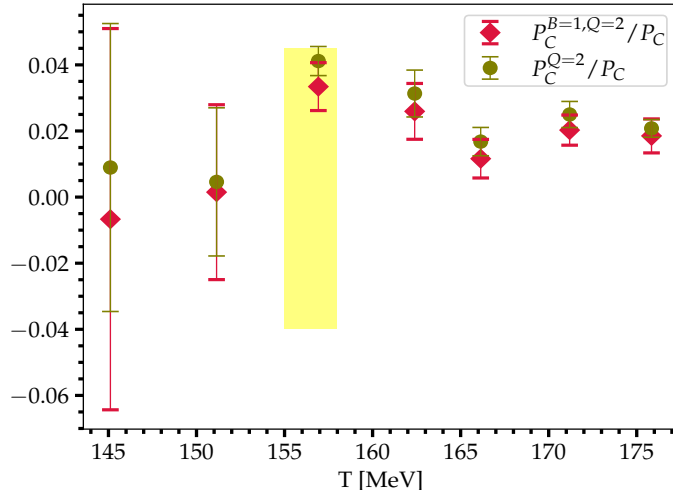


Fig. 3. The partial pressures of quasi-particles carrying (i) electric charge $|Q| = 2$ ($P_C^{Q=2}$), and (ii) ($|B| = 1, |Q| = 2$) ($P_C^{B=1, Q=2}$) normalized by P_C . The yellow band represents T_{pc} with its uncertainty.

5.2. Persistence of charmed hadrons above T_{pc}

It is evident from Fig 2 [left] that charmed hadrons remain the dominant contributors to the total charm pressure until $T = 175.84$ MeV. At this temperature, both quark and hadron degrees of freedom contribute equally to P_C , and the charm quark becomes the dominant degree of freedom roughly above $1.12 T_{pc}$.

Below, T_{pc} , the $|Q| = 2$ charmed sector is solely composed of the charmed baryons. Therefore, if the proposed model in Eq. 4 holds, then even above T_{pc} , only charmed baryons should contribute to the partial pressure from the $|Q| = 2$ charmed sector. It is again possible to independently project onto the $|Q| = 2$ charmed sector and the $|Q| = 2$ charmed baryonic sector using QC and BQC correlations respectively:

$$P_C^{Q=2} = \frac{1}{8} [2\chi_{13}^{QC} - 5\chi_{22}^{QC} + 3\chi_{31}^{QC}] \quad (10)$$

$$P_C^{B=1, Q=2} = \frac{1}{4} [-\chi_{211}^{BQC} + 2\chi_{121}^{BQC} - \chi_{112}^{BQC}] \quad (11)$$

Fig. 3 shows a clear agreement between the above two partial pressure constructions, thereby corroborating the persistence of charmed hadrons above T_{pc} .

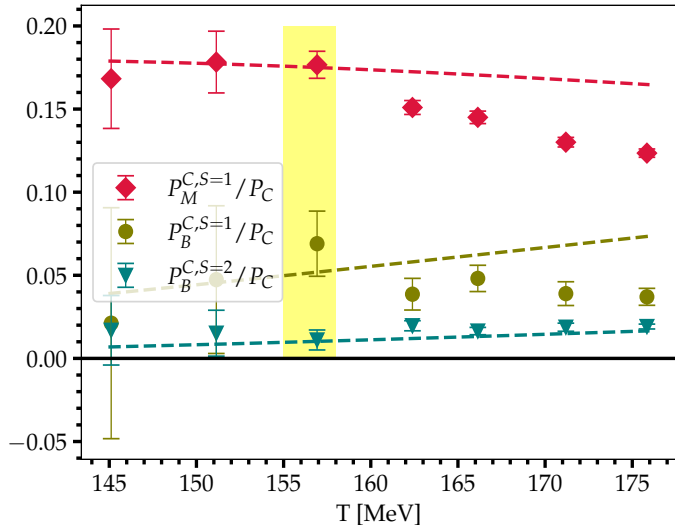


Fig. 4. The partial pressures contributions of (i) $|S| = 1$ charmed mesonic sector ($P_M^{C,S=1}$), (ii) $|S| = 1$ charmed baryonic sector ($P_B^{C,S=1}$), and (iii) $|S| = 2$ charmed baryonic sector ($P_B^{C,S=2}$) normalized by P_C . The yellow band represents T_{pc} with its uncertainty. The dashed lines show corresponding results obtained from the QM-HRG model.

It is important to emphasize that the three out of four constraints satisfied by the proposed quasi-particle model come from the strange-charm sector (see Ref. 7). These constraints validate the assumption that only states carrying $|B| = 0, 1$ and $1/3$ contribute to P_C above T_{pc} . One might think of only using $|B| = 1/3$ states to describe the charm thermodynamics above T_{pc} . However, such possibility is refuted by the non-zero SC and BSC correlations above T_{pc} . Based on the proposed model in Eq. 4, the partial pressures from $|S| = 1$ charmed mesonic

8 *Sipaz Sharma*

sector, $|S| = 1$ charmed baryonic sector, and $|S| = 2$ charmed baryonic sector are shown in Fig. 4 and take the following forms:

$$P_M^{C,S=1} = \chi_{13}^{SC} - \chi_{112}^{BSC} \quad (12)$$

$$P_B^{C,S=1} = \chi_{13}^{SC} - \chi_{22}^{SC} - 3\chi_{112}^{BSC} \quad (13)$$

$$P_B^{C,S=2} = (2\chi_{112}^{BSC} + \chi_{22}^{SC} - \chi_{13}^{SC})/2 \quad (14)$$

Therefore, based on Fig. 4, non-zero SC and BSC correlations support coexistence of charmed hadrons and quarks inside QGP.

6. Conclusions

We show that the HRG description of the charmed degrees of freedom breaks down at T_{pc} . Our results give evidence of deconfinement in terms of the appearance of charm quark-like excitations at T_{pc} . We show that the relevant charm degrees of freedom inside QGP fall into three categories: meson-like, baryon-like and quark-like, and the charmed hadrons are the dominant degrees of freedom for $T < 1.12 T_{pc}$. Moreover, similar to $T < T_{pc}$ regime, our data suggests that for $T > T_{pc}$, the $|Q| = 2$ charmed sector is solely composed of baryon-like states. The non-zero strange-charm correlations provide further support for the persistence of charmed hadrons above T_{pc} . Our results approach the ideal charm quark gas limit for $240 \text{ MeV} < T \leq 340 \text{ MeV}$.

Acknowledgements

This work was supported by The Deutsche Forschungsgemeinschaft (DFG, German Research Foundation) - Project number 315477589-TRR 211, "Strong interaction matter under extreme conditions". The authors gratefully acknowledge the computing time and support provided to them on the high-performance computer Noctua 2 at the NHR Center PC2 under the project name: hpc-prf-cfpd. These are funded by the Federal Ministry of Education and Research and the state governments participating on the basis of the resolutions of the GWK for the national high-performance computing at universities (www.nhr-verein.de/unsere-partner). Numerical calculations have also been performed on the GPU-cluster at Bielefeld University, Germany. We thank the Bielefeld HPC.NRW team for their support. All the HRG calculations were performed using the AnalysisToolbox code developed by the HotQCD Collaboration.¹⁵

References

1. A. Bazavov et al. Chiral crossover in QCD at zero and non-zero chemical potentials. *Phys. Lett. B*, 795:15–21, 2019.
2. Szabolcs Borsanyi, Zoltan Fodor, Jana N. Guenther, Ruben Kara, Sandor D. Katz, Paolo Parotto, Attila Pasztor, Claudia Ratti, and Kalman K. Szabo. QCD Crossover at Finite Chemical Potential from Lattice Simulations. 125:052001.

3. Alexei Bazavov, Frithjof Karsch, Yu Maezawa, Swagato Mukherjee, and Peter Petreczky. In-medium modifications of open and hidden strange-charm mesons from spatial correlation functions. *Phys. Rev. D*, 91(5):054503, 2015.
4. Dibyendu Bala, Olaf Kaczmarek, Peter Lowdon, Owe Philipsen, and Tristan Ueding. Pseudo-scalar meson spectral properties in the chiral crossover region of QCD. *JHEP*, 05:332, 2024.
5. A. Bazavov, H.-T. Ding, P. Hegde, O. Kaczmarek, F. Karsch, E. Laermann, Y. Maezawa, Swagato Mukherjee, H. Ohno, P. Petreczky, C. Schmidt, S. Sharma, W. Soeldner, and M. Wagner. The melting and abundance of open charm hadrons. *Physics Letters B*, 737:210–215, 2014.
6. Sipaz Sharma. Charm fluctuations in (2+1)-flavor QCD at high temperature. *PoS, LATTICE2022*:191, 2023.
7. A. Bazavov, D. Bollweg, O. Kaczmarek, F. Karsch, Swagato Mukherjee, P. Petreczky, C. Schmidt, and Sipaz Sharma. Charm degrees of freedom in hot matter from lattice QCD. *Phys. Lett. B*, 850:138520, 2024.
8. Sipaz Sharma. Charm Fluctuations and Deconfinement. *PoS, LATTICE2023*:200, 2024.
9. A. Andronic, P. Braun-Munzinger, M.K. Köhler, and J. Stachel. Testing charm quark thermalisation within the statistical hadronisation model. *Nuclear Physics A*, 982:759–762, 2019. The 27th International Conference on Ultrarelativistic Nucleus-Nucleus Collisions: Quark Matter 2018.
10. C. R. Allton, M. Doring, S. Ejiri, S. J. Hands, O. Kaczmarek, F. Karsch, E. Laermann, and K. Redlich. Thermodynamics of two flavor QCD to sixth order in quark chemical potential. 71:054508, 2005.
11. D. Ebert, R. N. Faustov, and V. O. Galkin. Heavy-light meson spectroscopy and Regge trajectories in the relativistic quark model. *Eur. Phys. J. C*, 66:197–206, 2010.
12. Spectroscopy and Regge trajectories of heavy baryons in the relativistic quark-diquark picture. 84:014025, 2011.
13. Hua-Xing Chen, Wei Chen, Xiang Liu, Yan-Rui Liu, and Shi-Lin Zhu. An updated review of the new hadron states. *Rept. Prog. Phys.*, 86(2):026201, 2023.
14. Swagato Mukherjee, Peter Petreczky, and Sayantan Sharma. Charm degrees of freedom in the quark gluon plasma. *Phys. Rev. D*, 93(1):014502, 2016.
15. Luis Altenkort, David Anthony Clarke, Jishnu Goswami, and Hauke Sandmeyer. Streamlined data analysis in Python. In *40th International Symposium on Lattice Field Theory*, 8 2023.