

# Heat current and fluctuations between a dissipative qubit and a monitor under continuous measurement and feedback

Tsuyoshi Yamamoto\* and Yasuhiro Tokura†

Institute of Pure and Applied Sciences, University of Tsukuba, Tsukuba, Ibaraki 305-8577, Japan

\* [yamamoto.tsuyoshi.ts@u.tsukuba.ac.jp](mailto:yamamoto.tsuyoshi.ts@u.tsukuba.ac.jp), † [tokura.yasuhiro.ft@u.tsukuba.ac.jp](mailto:tokura.yasuhiro.ft@u.tsukuba.ac.jp)

## Abstract

Continuous quantum measurement and feedback induce heat exchange between a dissipative qubit and a monitor even in the steady state, as a measurement backaction. Using the Lindblad equation, we identified the maximum and minimum values of the steady-state heat current as the measurement and feedback states vary, and we demonstrate the qubit cooling induced by these processes. Turning our attention to quantum trajectories under continuous measurement and feedback, we observe that the heat current fluctuates around the steady-state values. We reveal that the fluctuations are strongly influenced by the measurement backaction, distinguishing them from the standard Poisson noise typically observed in electronic circuits. Our results offer potential application in the development of quantum refrigerators controlled by continuous measurement and feedback, and provide deep insight into quantum thermodynamics from the perspective of fluctuation.

---

## Contents

<b>1</b>	<b>Introduction</b>	<b>2</b>
<b>2</b>	<b>Model</b>	<b>3</b>
2.1	Dissipative qubit	3
2.2	Measurement and feedback	4
<b>3</b>	<b>Steady-state heat current</b>	<b>4</b>
3.1	Minimum and maximum	5
3.2	Symmetry at $\theta_m + \theta_n = \pi$	6
3.3	Zero heat current	6
3.4	Quantum measurement cooling	7
<b>4</b>	<b>Fluctuation</b>	<b>8</b>
4.1	Poisson noise	9
4.2	Backaction noise	10
4.3	Fano factor	12
<b>5</b>	<b>Summary</b>	<b>13</b>
	<b>References</b>	<b>14</b>

## 1 Introduction

Quantum measurement and feedback induce unique non-unitary dynamics in a measured quantum system [1–3]. This measurement backaction has advanced the fields of quantum thermodynamics [4–6] and the application of quantum thermal machines [7–13]. The heat change in the measured quantum system due to the measurement and the feedback is a key concept in quantum energetics, e.g., work or heat extraction by operating measurement and feedback [14, 15]. Recent advances in quantum technology have allowed us to observe the heat exchange between the measured quantum system and the monitor under the measurement, which does not commute with the system Hamiltonian, in superconducting circuits [16]. This experimental progress motivates further theoretical research on the heat exchange by the non-commuting measurements. While the projective quantum measurement and feedback have been extensively studied so far [17–24], recently, the continuous quantum measurement and feedback attract attention from fundamental aspects of quantum thermodynamics, such as the quantum fluctuation theorem [25] and quantum thermodynamics uncertainty relations (QTURs) [26, 27], as well as quantum thermal machines [28–30]. Most studies on quantum measurement have been conducted in the context of ideal systems without dissipation. It is crucial to take dissipation into account not only because of its ubiquity in nature but also due to its qualitative effects on heat exchange. This consideration enables us to address steady-state properties of heat exchange under continuous quantum measurement and feedback, as measurement and feedback alone induce no heat exchange in the steady-state limit.

Continuous quantum measurement and feedback process is inherently stochastic, as the quantum state probabilistically jumps to a measured state. Consequently, the heat current induced by continuous quantum measurement and feedback fluctuates around the ensemble-averaged heat current with respect to the measurement outcomes. Current fluctuations in quantum transport have been studied in the mesoscopic physics [31, 32]. For instance, for non-interacting electrons in a one-dimensional nanowire with weak transmission, the variance of the electronic current, which characterizes current fluctuations, is proportional to the mean electronic current. This is reflected by the fact that free electrons transferring through the nanowire obey the Poisson statistics. Observing current fluctuations provides deeper insights into the microscopic scattering process of carriers. Now, current fluctuations have been studied theoretically and experimentally in strongly correlated systems, such as the fractional quantum Hall effect [33, 34], the Kondo effect [35, 36], and superconductivity [37–39]. Moreover, since the statistical properties lie behind the current noise, it is closely related to the fluctuation theorem [40, 41].

In this paper, we investigate the heat exchange between a monitor and a qubit with dissipation by connecting the qubit to bosonic environments, under continuous quantum measurement and feedback. In the first part, we examine the steady-state heat current using the Lindblad equation and derive its upper and lower bounds. Reference [42] has demonstrated that, in the absence of feedback, the heat current does not flow out of the dissipative qubit to the monitor under continuous quantum measurement. In this work, we incorporate a *feedback* sequence following quantum measurement to create and stabilize desired quantum states that cannot be achieved through measurement alone. As a result, we demonstrate that the monitor can extract heat from the dissipative qubit. This cooling effect could have potential applications in measurement-based quantum refrigerators. The second part focuses on the fluctuations in

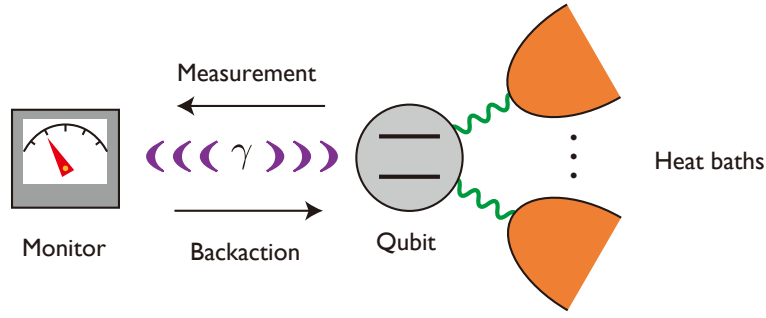


Figure 1: Monitored qubit is coupled to the heat baths. The qubit state is continuously measured with the strength  $\gamma$ , and affected by the measurement as a backaction.

the heat current by tracing individual quantum trajectories. We demonstrate that the power spectrum consists of two distinct processes unique to continuous quantum measurement: Poisson noise and backaction noise, associated with quantum jumps and measurement backaction dynamics, respectively. Notably, we observe that the Fano factor, which is the ratio of total noise to Poisson noise, remains below unity across a wide range of parameters. The perspective from fluctuations of the continuous quantum measurement and feedback can lead to the further understating of thermodynamics in quantum dissipative systems.

This paper is organized as follows. In the next section, we introduce the theoretical model used in this study and describe quantum dynamics with both dissipation and continuous measurement and feedback. In Sec. 3, we calculate the steady-state heat current between the dissipative qubit and the monitor and obtain its upper and lower bounds. In Sec. 4, we address the fluctuations of the heat current and analyze the noise power spectra. Finally, the summary is drawn in Sec. 5. Throughout this paper, We set  $\hbar = k_B = 1$ .

## 2 Model

In this section, we introduce the Hamiltonian of the dissipative qubit and describe the quantum dynamics of the reduced density matrix under continuous quantum measurement and feedback, as shown in Fig. 1.

### 2.1 Dissipative qubit

The dissipation of the qubit is described by the Jaynes-Cummings-type coupling when the qubit is weakly coupled with heat baths. The Hamiltonian is given by

$$H = H_0 + \sum_{rk} \omega_{rk} b_{rk}^\dagger b_{rk} + \sum_{rk} \frac{\lambda_{rk}}{2} (\sigma_+ b_{rk} + \sigma_- b_{rk}^\dagger). \quad (1)$$

The first term is the qubit,  $H_0 = (\Delta/2)\sigma_z$ , where  $\sigma_{x,y,z}$  are the Pauli operators and  $\Delta$  is the qubit energy between the ground state  $|g\rangle = |\sigma_z = -1\rangle$  and the excited state  $|e\rangle = |\sigma_z = +1\rangle$ . The second term denotes the heat baths modeled as a collection of harmonic oscillators. The operator  $b_{rk}$  ( $b_{rk}^\dagger$ ) annihilates (creates) a boson of the heat bath  $r$  in mode  $k$  of energy  $\omega_{rk}$ . The heat bath  $r$  is in thermal equilibrium characterized by the Bose-Einstein distribution  $n_r(\omega) = (e^{\omega/T_r} - 1)^{-1}$  with the temperature  $T_r$ . The remaining term represents the coupling between the qubit and the heat bath  $r$  with the interaction strength  $\lambda_{rk}$ . Here,  $\sigma_\pm = (\sigma_x \pm i\sigma_y)/2$ .

## 2.2 Measurement and feedback

We consider that the qubit pure state  $|m\rangle$  is measured with the strength  $\gamma$  and then transferred to a desired pure state  $|n\rangle$  by a unitary operator

$$U_{nm} = |n\rangle \langle m| + |\bar{n}\rangle \langle \bar{m}|, \quad (2)$$

where  $|\bar{m}\rangle$  and  $|\bar{n}\rangle$  are the orthogonal states of  $|m\rangle$  and  $|n\rangle$ , respectively, i.e.,  $\langle m|\bar{m}\rangle = \langle n|\bar{n}\rangle = 0$ . For  $|n\rangle = |m\rangle$ , the unitary operator becomes the identity operator,  $U_{nn} = I$ , and then the quantum dynamics induced by the monitor is only the quantum measurement. The qubit pure state  $|m\rangle$  is a state on the surface of the Bloch sphere and characterized by the polar angle  $\theta_m$  and azimuthal angle  $\phi_m$ , as  $|m\rangle = \cos(\theta_m/2)|g\rangle + e^{i\phi_m} \sin(\theta_m/2)|e\rangle$ . When the measurement outcomes are discarded, the averaged dynamics of the density matrix  $\rho(t)$  under continuous measurement and feedback follow the Lindblad equation,  $\dot{\rho}(t) = -i[H, \rho(t)] + \mathcal{D}_M[\rho(t)]$ . The effects of the measurement and feedback are incorporated through [1, 3]

$$\mathcal{D}_M[\rho(t)] = \gamma \left[ U_{nm} P_m \rho(t) P_m U_{nm}^\dagger - \frac{1}{2} \{P_m, \rho(t)\} \right], \quad (3)$$

where  $P_m = |m\rangle \langle m|$  is the projection operator.

When the coupling between the qubit and the heat baths is weak, the Born-Markov approximation allows us to obtain the dynamics of the reduced density matrix  $\rho(t) = \text{tr}_B[\varrho(t)]$ , where  $\text{tr}_B[\dots]$  denotes the tracing out of the degrees of freedom of the heat baths, as

$$\dot{\rho}(t) = -i[H_0, \rho(t)] + \mathcal{D}_B[\rho(t)] + \mathcal{D}_M[\rho(t)], \quad (4)$$

where the dissipator to the heat baths is

$$\mathcal{D}_B[\rho(t)] = \sum_r \mathcal{D}_{B,r}[\rho(t)] = \sum_{\bar{s}=\pm} \Gamma_{\bar{s}} \left( \sigma_{\bar{s}} \rho(t) \sigma_{\bar{s}} - \frac{1}{2} \{ \sigma_{\bar{s}} \sigma_{\bar{s}}, \rho(t) \} \right), \quad (5)$$

with  $\bar{s} = -s$ . Here,  $\Gamma_+ = \sum_r (\pi/2) I_r(\Delta) [1 + n_r(\Delta)]$  and  $\Gamma_- = \sum_r (\pi/2) I_r(\Delta) n_r(\Delta)$  are the total emission and absorption rates of multiple heat baths, respectively, where  $I_r(\omega) = \sum_k \lambda_{rk}^2 \delta(\omega - \omega_{rk})$  is the spectral density for the heat bath  $r$ . In this work, we assume the Ohmic heat bath,  $I_r(\omega) = 2\alpha_r \omega e^{-\omega/\omega_c}$  with the dimensionless coupling strength  $\alpha_r$  and the cutoff frequency  $\omega_c$  [43, 44]. Note that, to justify the Born-Markov approximation, the total emission and absorption rates  $\Gamma_{\pm}$  must be much smaller compared with the qubit energy  $\Delta$  [45]. As long as this condition is justified, it does not matter if the heat baths have different temperatures.

## 3 Steady-state heat current

We are interested in the heat flow from the monitor into the qubit [29, 42],

$$J(t) = \text{tr}_0[H_0 \mathcal{D}_M[\rho(t)]] = \gamma \langle m|\rho(t)|m\rangle \text{tr}_0[H_0 P_n] - \frac{\gamma}{2} \text{tr}_0[H_0 \{P_m, \rho(t)\}], \quad (6)$$

where  $\text{tr}_0[\dots]$  denotes the trace about the degrees of freedom of the qubit. The positive (negative) heat current indicates the heating (cooling) of the qubit by the quantum measurement and feedback.

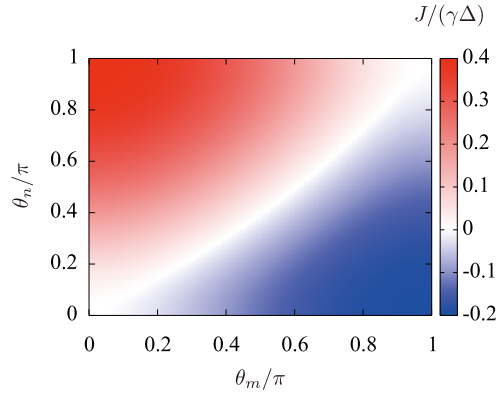


Figure 2: Steady-state heat current as a function of the measurement state  $\theta_m$  and the feedback state  $\theta_n$  for  $\Gamma_+/\Delta = 0.1$ ,  $\Gamma_-/\Delta = 0.05$ , and  $\gamma/\Delta = 0.1$ . These parameters correspond to  $\alpha_{\text{eff}} \approx 0.0191$  and  $T_{\text{eff}}/\Delta \approx 1.44$ . For the measurement-only case ( $\theta_m = \theta_n$ ), the heat current never takes negative values.

### 3.1 Minimum and maximum

At the steady-state limit, we can evaluate the steady-state heat current by solving the Lindblad equation (4) for  $\dot{\rho}(t) = 0$ . For the weak coupling case ( $\gamma, \Gamma_{\pm} \ll \Delta$ ), the steady-state heat current is approximated as

$$J \approx \frac{\gamma\Delta}{2} \frac{\gamma_+(\cos\theta_n - \cos\theta_m) - \gamma_-(1 - \cos\theta_m \cos\theta_n)}{\gamma(\cos\theta_n \cos\theta_m - 1) - 2\gamma_+}, \quad (7)$$

where  $\gamma_{\pm} = \Gamma_+ \pm \Gamma_-$ , thus,  $0 < \gamma_- < \gamma_+$ . Note that the dependence of the steady-state heat current (7) on  $\phi_m$  and  $\phi_n$  is a minor correction for the weak coupling case. Thus, the measurement and feedback states are characterized by  $\theta_m$  and  $\theta_n$ , respectively. The steady-state heat current satisfies the following inequality,

$$-\frac{\Gamma_-}{\gamma_+ + \gamma} \leq \frac{J}{\gamma\Delta} \leq \frac{\Gamma_+}{\gamma_+ + \gamma}. \quad (8)$$

The maximum and minimum heat currents  $J_{\text{max/min}} = \pm\gamma\Delta\Gamma_{\pm}/(\gamma_+ + \gamma)$  occur at  $(\theta_m, \theta_n) = (0, \pi)$  and  $(\pi, 0)$ , respectively. This inequality indicates that the qubit can be both heated and cooled by the monitoring and feedback.

For  $(\theta_m, \theta_n) = (\pi, 0)$ , the measurement is to the excited state and then feedback is to the ground state. In this process, the qubit energy decreases by  $\Delta$ , cooling the qubit. The steady-state heat current takes minimum  $J_{\text{min}} = -\gamma\rho_{ee}(\langle e|H_0|e\rangle - \langle g|H_0|g\rangle) = -\gamma\Delta\Gamma_-/(\gamma_+ + \gamma)$ , where  $\rho_{ij} = \langle i|\rho|j\rangle$ . On the other side, for  $(\theta_m, \theta_n) = (0, \pi)$ , the measurement projects the system in the ground state and the feedback in the excited state. For this case, the qubit energy is increased by the measurement and the feedback, changing the qubit energy by  $\Delta$ . The steady-state heat current is maximum and written as  $J_{\text{max}} = -\gamma\rho_{gg}(\langle g|H_0|g\rangle - \langle e|H_0|e\rangle) = \gamma\Delta\Gamma_+/(\gamma_+ + \gamma)$ .

Figure 2 shows the steady-state heat current for  $\Gamma_+/\Delta = 0.1$ ,  $\Gamma_-/\Delta = 0.05$ , and  $\gamma/\Delta = 0.1$ , which corresponds to the effective coupling strength  $\alpha_{\text{eff}} \approx 0.0191$  and the effective temperature  $T_{\text{eff}}/\Delta \approx 1.44$  when the effects of multiple heat baths are represented by an effective single heat bath. The steady-state heat current reaches maximum at  $(\theta_m, \theta_n) = (0, \pi)$  and minimum at  $(\theta_m, \theta_n) = (\pi, 0)$ , as expected, and its sign changes between them. The heat current does not flow at the edges  $(\theta_m, \theta_n) = (0, 0)$  and  $(\pi, \pi)$  and on the convex curve towards the measurement state  $\theta_m$  connecting the edges. The convex curve indicates that the steady-state heat current never takes negative ( $J \geq 0$ ) for the measurement only case,  $\theta_n = \theta_m$  [42].

Note that the heat current can exceed the steady-state bounds. When the qubit is prepared in the excited (ground) state for measurement to the excited (ground) state and feedback to the ground (excited) state, the heat current reaches its minimum (maximum) value,  $\mp\gamma\Delta$ .

### 3.2 Symmetry at $\theta_m + \theta_n = \pi$

The steady-state heat current is symmetric with  $\theta_m + \theta_n = \pi$ , corresponding to the feedback of the measurement state to the opposite side of the Bloch sphere, in the weak coupling case. On the axis of the mirror symmetry,  $\theta_m + \theta_n = \pi$ , the steady-state heat current reads

$$J = \frac{\gamma\Delta}{2} \frac{\gamma_-(1 + \cos^2 \theta_m) + 2\gamma_+ \cos \theta_m}{\gamma(1 + \cos^2 \theta_m) + 2\gamma_+}. \quad (9)$$

This monotonically decreases from the maximum to the minimum heat current as a function of  $\theta_m$ , and its sign changes at  $\theta_m = \pi - \cos^{-1}[\tanh(\Delta/4T)] (> \pi/2)$ . As the temperature decreases, the positive heat current area is extended. This asymmetry between the positive and negative heat currents is controlled by the temperature of the heat baths coupled with the qubit. For  $\theta_m = |\epsilon|$  and  $\theta_m = \pi - |\epsilon|$ , where the steady-state heat current goes to maximum and minimum at  $|\epsilon| \rightarrow 0$ , respectively, the steady-state heat current deviates quadratically from the maximum and minimum heat currents in the same way for  $|\epsilon| \ll 1$ ,

$$\frac{J(\theta_m \approx 0)}{J_{\max}} \approx \frac{J(\theta_m \approx \pi)}{J_{\min}} \approx 1 - \frac{\Gamma_+ + \Gamma_-}{\Gamma_+ + \Gamma_- + \gamma} \frac{|\epsilon|^2}{2}. \quad (10)$$

### 3.3 Zero heat current

Finally, we consider the condition of the zero heat current ( $J = 0$ ). At the edges,  $(\theta_m, \theta_n) = (0, 0)$  and  $(\pi, \pi)$ , the measurement is commuting with the qubit Hamiltonian. The commuting measurement does not disturb the qubit state, and then the steady-state heat current does not flow. When the feedback process is present,  $|m\rangle \neq |n\rangle$ , the qubit state is disturbed by the measurement and feedback process. Near the lower-left edge, where  $\theta_m, \theta_n \ll 1$ , the heat current vanishes when  $\theta_n = e^{-\Delta/(2T)}\theta_m$ . Conversely, near the upper-right edge, where  $\pi - \theta_m, \pi - \theta_n \ll 1$ , heat flow ceases when  $\pi - \theta_n = e^{+\Delta/(2T)}(\pi - \theta_m)$ . As the temperature decreases, the curve in which the steady-state heat current vanishes deviates more from the diagonal line ( $\theta_n = \theta_m$ ), and then the positive heat current area is extended.

Now, we consider the unraveling of the Lindblad equation (4), which describes the quantum dynamics of the reduced density matrix conditioned by the measurement outcomes,  $\rho_c(t)$  [1],

$$\begin{aligned} \rho_c(t + \Delta t) = & \rho_c(t) - i[H_0, \rho_c(t)]\Delta t - \mathcal{D}_B[\rho_c(t)]\Delta t \\ & + \mathcal{D}_M^{(1)}[\rho_c(t)]\Delta t + \mathcal{D}_M^{(2)}[\rho_c(t)]\Delta N_t, \end{aligned} \quad (11)$$

where the measurement and feedback effects are decomposed into two contributions,

$$\mathcal{D}_M^{(1)}[\rho_c] = \gamma \langle m | \rho_c | m \rangle \rho_c - \frac{\gamma}{2} \{P_m, \rho_c\}, \quad (12a)$$

$$\mathcal{D}_M^{(2)}[\rho_c] = P_n - \rho_c. \quad (12b)$$

Here,  $\Delta N_t$  is the Poisson increment and satisfies  $\Delta N_t \Delta N_t = \Delta N_t$ . It takes  $\Delta N_t = 1$  when the monitor detects that the qubit is in  $|m\rangle$  at time  $t$  and  $\Delta N_t = 0$  otherwise. The probability of  $\Delta N_t = 1$  is given by  $\mathbb{E}[\Delta N_t] = \gamma \langle m | \rho_c(t) | m \rangle \Delta t$ , where  $\mathbb{E}[\dots]$  denotes the ensemble average over the measurement outcomes. The unraveled equation (11) reproduces the Lindblad equation (4) after the ensemble average,  $\rho(t) = \mathbb{E}[\rho_c(t)]$ . For  $\Delta N_t = 1$ , the conditional reduced density matrix jumps to the feedback state,  $\rho_c(t + \Delta t) = |n\rangle \langle n|$ , called a quantum jump, and

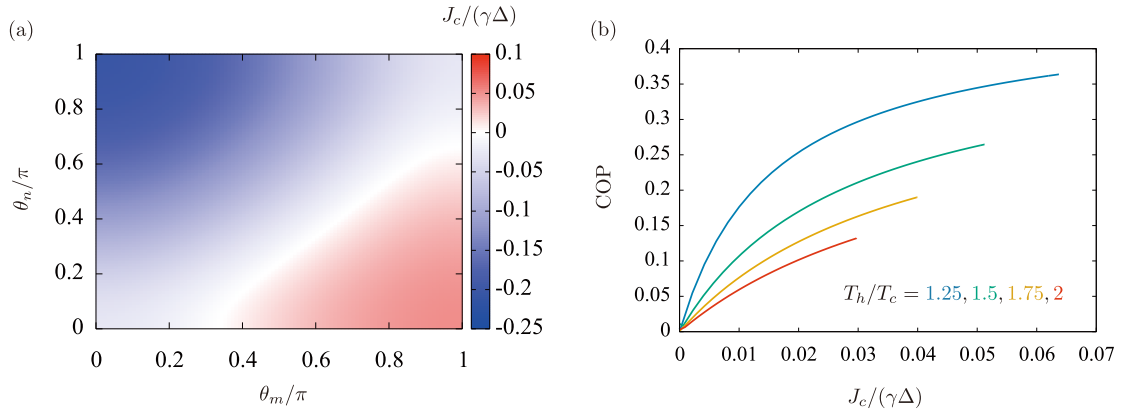


Figure 3: (a) Heat current flowing out of the cold heat bath to the qubit  $J_c$  as a function of  $\theta_m$  and  $\theta_n$ , obtained by solving the quantum master equation (4), for  $T_h/\Delta = 1.5$ ,  $T_c/\Delta = 1$ ,  $\alpha_h = \alpha_c = 0.01$ , and  $\gamma/\Delta = 0.01$ . The quantum measurement cooling occurs in the red region ( $J_c > 0$ ). (b) The COP as a function of  $J_c (> 0)$  at symmetric point  $\theta_m + \theta_n = \pi$  for different temperature biases.

then the ensemble-averaged qubit energy at  $t + \Delta t$  is  $(\gamma\Delta/2)\rho_{mm}\text{tr}_0[H_0P_n]\Delta t$ . Since this energy change by the quantum jump is due to the quantum measurement and feedback, the heat current induced by the monitor is  $J^{(2)} = \gamma\rho_{mm}\text{tr}_0[H_0P_n] - \gamma\rho_{mm}\text{tr}_0[H_0\rho]$ . For  $\Delta N_t = 0$ , since the reduced density matrix evolves as  $\dot{\rho} = -i[H_0, \rho] + \mathcal{D}_B[\rho] + \mathcal{D}_M^{(1)}[\rho]$ , the heat current by the monitor is  $J^{(1)} = \text{tr}_0[H_0\mathcal{D}_M^{(1)}[\rho]] = \gamma\rho_{mm}\text{tr}_0[H_0\rho] - (\gamma/2)\text{tr}_0[H_0\{P_m, \rho\}]$  [46]. Note that  $J = J^{(1)} + J^{(2)}$ . Therefore, the first term of the heat current (6) represents the backaction of the detection ( $\Delta N = 1$ ) and the second term the backaction of *no detection* ( $\Delta N = 0$ ). The heat current does not flow between the qubit and the monitor when they are balanced, i.e.,  $J^{(1)} + J^{(2)} = 0$ , corresponding to  $\rho_{mm}(\cos\theta_m - \cos\theta_n) = \sin\theta_m\text{Re}[\rho_{m\bar{m}}]$ . One can confirm that it reproduces  $\theta_m = 0$  and  $\pi$  for the measurement-only case ( $\theta_m = \theta_n$ ).

### 3.4 Quantum measurement cooling

The continuous measurement and feedback can induce the qubit cooling ( $J < 0$ ), as discussed in Sec. 3.1. This indicates the possibility of the quantum measurement cooling [22], which is the energy extraction from the colder heat bath by quantum measurement. Now, we consider the two heat baths ( $r = h, c$ ) with different temperatures ( $T_h < T_c$ ). The sign of the heat current flowing out of the cold heat bath determines if the quantum measurement cooling occurs. The heat current flowing out of the cold and hot heat baths to the qubit are defined as

$$J_c(t) = \text{tr}_0[H_0\mathcal{D}_{B,c}[\rho(t)]], \quad (13a)$$

$$J_h(t) = \text{tr}_0[H_0\mathcal{D}_{B,h}[\rho(t)]], \quad (13b)$$

respectively. We demonstrate the steady-state heat current flowing out of the cold heat bath  $J_c$  for different temperature biases in Fig. 3 (a). The region where the quantum measurement cooling occurs ( $J_c > 0$ ) is observed, and smaller than the region of the qubit cooling ( $J < 0$ ), as shown in Fig. 2.

The efficiency of the quantum measurement cooling is characterized by the coefficient of performance (COP) [5, 29, 47],

$$\text{COP} = \left| \frac{J_c}{J_h + J_c} \right|. \quad (14)$$



Figure 3 (b) shows the COP as a function of  $J_c (> 0)$ , i.e., the region where the quantum measurement cooling occurs, at  $\theta_m + \theta_n = \pi$ . The COP monotonically increases with increasing  $J_c$  and decreasing the temperature bias.

## 4 Fluctuation

So far, we considered the steady-state heat current after taking the ensemble average over the measurement outcomes. However, since the measurements are a stochastic process, the heat current fluctuates around the averaged heat current even at the steady-state limit. To characterize the fluctuation of the heat current, we introduce the power spectrum as

$$S(\omega) = \frac{2}{\mathcal{T}} \int_{-\mathcal{T}/2}^{\mathcal{T}/2} dt \int_{-\mathcal{T}/2}^{\mathcal{T}/2} dt' e^{i\omega(t-t')} C_J(t, t'; t_0) \quad (15)$$

where  $C_J(t, t'; t_0) = \mathbb{E}[\delta J_c(t + t_0) \delta J_c(t' + t_0)]$  is the correlation function of the heat current fluctuation around the averaged heat current,  $\delta J_c(t) \equiv J_c(t) - J(t)$ . The conditional heat current  $J_c(t)$  is decomposed into the contributions from the backaction of *no detection* ( $\Delta N_t = 0$ ) and the quantum jump ( $\Delta N_t = 1$ ),

$$J_c^{(1)}(t) \Delta t = \text{tr}_0 [H_0 \mathcal{D}_M^{(1)}[\rho_c(t)]] \Delta t, \quad (16a)$$

$$J_c^{(2)}(t) \Delta t = \text{tr}_0 [H_0 \mathcal{D}_M^{(2)}[\rho_c(t)]] \Delta N_t, \quad (16b)$$

respectively. Here,  $t_0$  is large enough that the qubit reaches the steady state and the time  $\mathcal{T}$  is sufficiently long for the current correlation to vanish and will eventually be taken to infinity. Below, we address the correlation function of the heat change during the infinitesimal time  $\Delta t$ ,

$$C(t, t'; t_0) = \mathbb{E}[\delta Q_c(t + t_0) \delta Q_c(t' + t_0)] = C_J(t, t'; t_0) (\Delta t)^2, \quad (17)$$

where the conditional heat change is  $Q_c(t) = Q_c^{(1)}(t) + Q_c^{(2)}(t) = J_c^{(1)}(t) \Delta t + J_c^{(2)}(t) \Delta t$ .

Now, the qubit is in the steady state at  $t_0$ , and thus the correlation function depends only on the time difference  $t - t'$ . Then, the power spectrum is rewritten as

$$S(\omega) = \frac{2}{(\Delta t)^2} \int_{-\mathcal{T}}^{\mathcal{T}} dt e^{i\omega t} C(t). \quad (18)$$

We note that we finally take  $\Delta t \rightarrow 0$  after performing the integration. The correlation function is decomposed in a delta-function term, coming from the time local correlation, and a time non-local correlation function,

$$C(t) = C_0 \Delta t \delta(t) + C_1(t \neq 0). \quad (19)$$

Since the non-local term is the even function,  $C_1(t) = C_1(-t)$ , the power spectrum consists of the frequency-independent and the frequency-dependent terms as  $S(\omega) = S_0 + S_1(\omega)$ ,

$$S_0 = \frac{2}{\Delta t} C_0, \quad (20a)$$

$$S_1(\omega) = \frac{4}{(\Delta t)^2} \int_0^\infty dt \cos(\omega t) C_1(t). \quad (20b)$$

We note that we here took  $\mathcal{T} \rightarrow \infty$  because  $C_1(t)$  vanishes for a sufficiently long time. In this work, we focus on the condition  $\tau_0 \gg \tau_r$ , where  $\tau_0 = (\gamma \rho_{mm})^{-1}$  is the average time interval



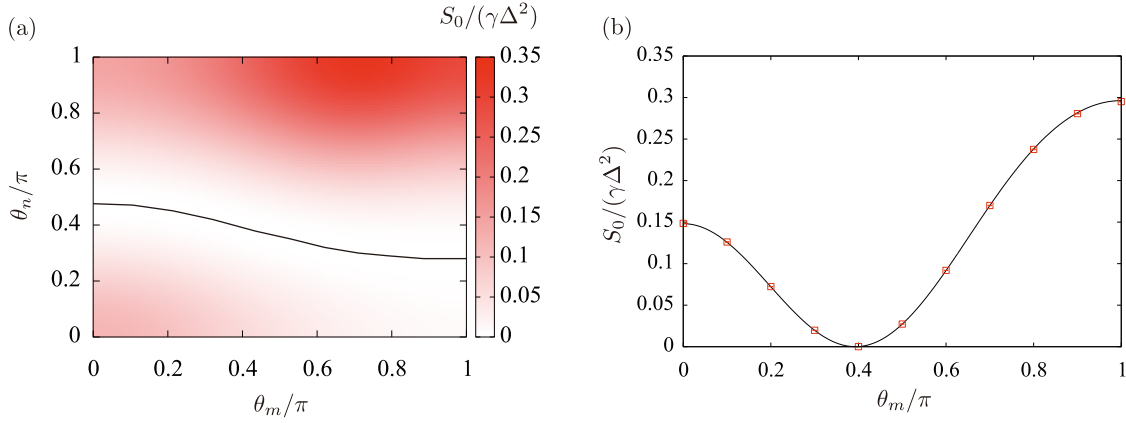


Figure 4: (a) Poisson noise  $S_0$  as a function of the measurement state  $\theta_m$  and the feedback state  $\theta_n$  for  $\Gamma_+/\Delta = 0.3$ ,  $\Gamma_-/\Delta = 0.15$ , and  $\gamma/\Delta = 0.01$ , obtained by Eq. (21) and the numerical simulation for  $\langle\sigma_z\rangle$  using the quantum master equation (4). The solid line represents  $S_0 = 0$ . (b)  $\theta_m$  dependence of the Poisson noise for the measurement-only protocol, which corresponds to the diagonal line ( $\theta_m = \theta_n$ ) in panel (a). The solid line represents the analytical formula (22) and the plots are obtained by the numerical simulation using the stochastic master equation (11) with  $3.2 \times 10^6$  trajectories.

between the measurements and  $\tau_r$  is the relaxation time it takes for the qubit to reach the steady state from a pure state due to dissipation with heat baths. This region means that the measurements are rare events compared with the relaxation time scale, and it is justified for  $\gamma \ll \Gamma_{\pm}$  [46].

#### 4.1 Poisson noise

The frequency-independent term (20a) of the power spectrum comes from the local correlation in time,  $C(0) = \mathbb{E}[Q_c^2] - \mathbb{E}[Q_c]^2$ . In the following, we drop the time index for the steady state. At  $\Delta t \rightarrow 0$ , the correlation of the heat changes by the quantum jump process,  $\mathbb{E}[(Q_c^{(2)})^2]$  is predominant. Therefore, the frequency-independent power spectrum is obtained as

$$S_0 \approx 2\gamma\rho_{mm}Q_{\text{jump}}^2 = 2Q_{\text{jump}}J^{(2)}, \quad (21)$$

where  $Q_{\text{jump}} = \text{tr}_0[H_0(P_n - \rho)]$  and  $J^{(2)} = \mathbb{E}[Q_c^{(2)}]/\Delta t = \gamma\rho_{mm}\text{tr}_0[H_0(P_n - \rho)]$  are the heat change and the steady-state heat current induced by the quantum jump process. This expression corresponds to the Poisson noise for non-interacting electrons in a one-dimensional nanowire with weak transmission;  $S_{\text{Poisson}}(t) \approx 2eI(t)$ , where  $I(t)$  represents the mean electronic current [31, 32]. In this work, we call the frequency-independent contribution of the power spectrum  $S_0$  as the ‘‘Poisson’’ noise. In the weak coupling regime, the Poisson noise is approximated as

$$S_0 \approx \frac{\gamma\Delta^2}{4} (\langle\sigma_z\rangle + \cos\theta_n)^2 (1 - \langle\sigma_z\rangle \cos\theta_m) \quad (22)$$

with  $\langle\sigma_z\rangle \approx -[2\gamma_- - \gamma(\cos\theta_m - \cos\theta_n)]/[2\gamma_+ + \gamma(1 - \cos\theta_m \cos\theta_n)]$ .

Figure 4 (a) shows the Poisson noise for  $\Gamma_+/\Delta = 0.3$ ,  $\Gamma_-/\Delta = 0.15$ , and  $\gamma/\Delta = 0.01$ . The Poisson noise varies, depending on the measurement and feedback states, and vanishes, as shown in the solid line, when the qubit energy of the steady state matches that of the feedback state,  $\text{tr}_0[H_0\rho] = \text{tr}_0[H_0P_n]$ . The line of  $S_0 = 0$  is almost independent of the measurement

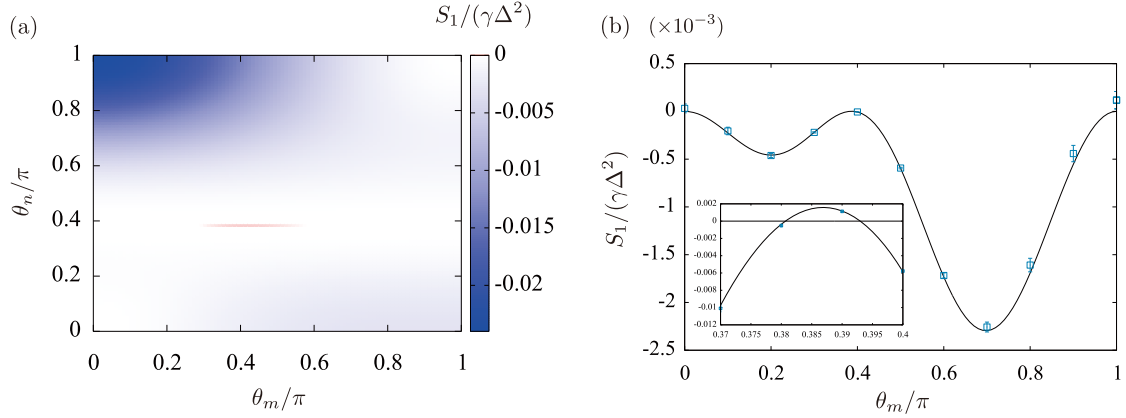


Figure 5: (a) The backaction noise  $S_1$  as a function of  $\theta_m$  and  $\theta_n$  using Eq. (27) and the numerical simulation of the quantum master equation (4). The parameters are the same as Fig. 4. (b) For the measurement-only case ( $\theta_m = \theta_n$ ), the measurement state  $\theta_m$  dependence of the backaction noise. The solid line is obtained in the same way as the panel (a) and plots are obtained by the numerical simulation using the stochastic master equation (11) with  $3.7 \times 10^8$  trajectories. The inset shows an enlarged view near  $S_1 = 0$ .

state. The heat change due to the quantum jump is expressed as  $Q_{\text{jump}} = -(\Delta/2)(\cos \theta_n + \langle \sigma_z \rangle)$ , and the  $\gamma$  dependence of  $\langle \sigma_z \rangle$  is small for  $\gamma \ll \gamma_{\pm}$ , i.e., it is primarily determined by the dissipation due to the heat baths. Thus,  $Q_{\text{jump}}$  is almost independent of the measurement state, while it strongly depends on the feedback state. Since  $\langle \sigma_z \rangle < 0$  and  $\langle \sigma_z \rangle$  is almost independent of  $\gamma$ , equivalently  $\theta_m$  and  $\theta_n$ ,  $|Q_{\text{jump}}|$  takes maximum at  $\theta_n = \pi$  and its value is positive,  $Q_{\text{jump}} > 0$ . Concerning another contribution of the Poisson noise,  $\rho_{mm}$ , because  $\rho_{mm} \approx (1 - \langle \sigma_z \rangle \cos \theta_m)/2$  for  $\gamma \ll \gamma_{\pm}$ , it is almost independent of the feedback state and reaches maximum at  $\theta_m = 0$ . Therefore, the Poisson noise has a maximum value at  $\theta_m = 0$  and  $\theta_n = \pi$ , as shown in Fig. 4. There, more heat is transferred between the qubit and the monitor more frequently.

We also show the  $\theta_m$  dependence of the Poisson noise for the measurement-only protocol,  $|m\rangle = |n\rangle$ , in Fig. 4 (b). The expression for the Poisson noise (22), describes the numerical simulation well. The Poisson noise is not symmetric with respect to  $\theta_m = \pi/2$ , unlike the steady-state heat current. This is reflected in the characteristic statistics induced by the continuous measurement and feedback, which differs from the case of the electronic current. The resulting fluctuations provide direct access to the quantum jump, which is indistinguishable from the backaction of no detection at the level of the heat current. The characteristic statistics arise from the fact the probability of a measurement occurring depends on the qubit state, and the heat current is also affected by the measurement backaction, discussed in Sec. 4.2.

## 4.2 Backaction noise

After the quantum jump, heat exchanges between the qubit and the monitor to reach the steady state as a measurement backaction. The heat current fluctuation induced by the measurement backaction is characterized by the non-local correlation in time,  $C_1(t)$ , providing the frequency-dependent contribution of the power spectrum  $S_1(\omega)$ , called the *backaction noise*. At the dc limit ( $\omega = 0$ ), the power spectrum is written as

$$S_1 \equiv S_1(0) = \frac{4}{(\Delta t)^2} \int_0^{\infty} dt \mathbb{E}[\delta Q_c(t + t_0) \delta Q_c(t_0)]. \quad (23)$$

Under the condition,  $\tau_0 \gg \tau_r$ , we assume the quantum jumps are independent of each other and the qubit just before the quantum jump is in a steady state. The dynamics there can be interpreted as the relaxation from the post-selected state,  $P_n$ . When the quantum jump occurs at  $t_0$ , the backaction noise is approximated as

$$S_1(\Delta N_{t_0} = 1) \approx \frac{4}{\Delta t} Q_{\text{jump}} Q_{\text{ex}}, \quad (24)$$

where we took  $\Delta t \rightarrow 0$  limit. Here,  $Q_{\text{ex}} = \int_0^\infty dt [J(t; 0) - J]$  is the excess heat from the post-selected state, i.e.,  $\rho(0) = P_n$ , and is a quantity related to the transient dynamics. On the other hand, when the quantum jump does not occur at  $t_0$  and occurs at  $t_{-1} (< t_0)$ , the backaction noise is approximately given by

$$S_1(\Delta N_{t_0} = 0) \approx 4[J(t_0; t_{-1}) - J] \int_0^\infty dt [J(t + t_0; t_{-1}) - J]. \quad (25)$$

Hence, the approximated form of the backaction noise is obtained as

$$S_1 \approx P(\Delta N_{t_0} = 1) S_1(\Delta N_{t_0} = 1) + \sum_{t_{-1}=0}^{t_0 - \Delta t} P(\Delta N_{t_{-1}} = 1) S_1(\Delta N_{t_0} = 0) \quad (26)$$

$$\approx 4\gamma \rho_{mm} \left( Q_{\text{jump}} + \frac{1}{2} Q_{\text{ex}} \right) Q_{\text{ex}}, \quad (27)$$

at  $\Delta t \rightarrow 0$ , where  $P(\Delta N_{t_0} = 1) = 1 - P(\Delta N_{t_0} = 0) = \gamma \rho_{mm}(t_0) \Delta t$  is the probability of the quantum jump at  $t_0$ .

We plot the backaction noise in the plane of  $(\theta_m, \theta_n)$  in Fig. 5 (a) for the same parameters of the Poisson noise in Fig. 4. The magnitude of the backaction noise is smaller than the Poisson noise by one order, as the excess heat is on the order of  $\Delta\gamma/\gamma_+$  and  $Q_{\text{jump}}$  is on the order of  $\Delta$ . The backaction noise is negative in a large range of  $(\theta_m, \theta_n)$ . The negative backaction noise indicates that, from Eq. (27), the heat change by the quantum jump and the excess heat have opposite signs. This is the measurement backaction; when the qubit energy is stored from the monitor by the detection ( $Q_{\text{jump}} > 0$ ), less heat flows out of the monitor to the qubit in the dynamics after the detection compared with the steady-state heat current ( $Q_{\text{ex}} < 0$ ), and vice versa.

The backaction noise has a minimum value around  $\theta_m = 0$  and  $\theta_n = \pi$ . The excess heat is the difference between the total energy transferred from the monitor to the qubit until the post-selected state reaches the steady state and the steady-state heat current during that time. Roughly speaking,  $|Q_{\text{ex}}|$  becomes larger as  $J(t = 0; 0) = -(\gamma\Delta/4) \sin(\theta_m - \theta_n) \sin \theta_n$  and  $J$  are more different because, for  $\gamma \ll \gamma_\pm$ , the relaxation rate to the steady state heat current is dominantly determined by the heat baths, and the measurement effect to the rate is small. The oscillation of the transient heat current due to the quantum coherence affects the excess heat, but it reduces  $|Q_{\text{ex}}|$  because the integral of the product of a trigonometric function and an exponential decay function becomes smaller than that without oscillation when the oscillation frequency,  $\sim \Delta$  is larger than the relaxation rate,  $\sim \gamma_+$ . At  $\theta_m = 0$  and  $\theta_n = \pi$ ,  $J (> 0)$  takes maximum as discussed in Sec. 3 and the heat current relaxes to the steady-state one without the oscillation while  $J(t = 0; 0) = 0$ . Then,  $|Q_{\text{ex}}|$  is maximum and  $Q_{\text{ex}}$  is negative around  $\theta_m = 0$  and  $\theta_n = \pi$ . Hence, from the fact that  $\rho_{mm} Q_{\text{jump}}$  is positive and its absolute value has a maximum value at  $\theta_m = 0$  and  $\theta_n = \pi$ , as discussed in Sec. 4.1, the backaction noise is negative and its absolute value reaches maximum around  $\theta_m = 0$  and  $\theta_n = \pi$ . In contrast, when  $\theta_m = \theta_n = 0$  or  $\pi$ , the excess heat vanishes, resulting in  $S_1 = 0$ , because the measurement commutes with the qubit Hamiltonian. In addition, the backaction noise takes 0

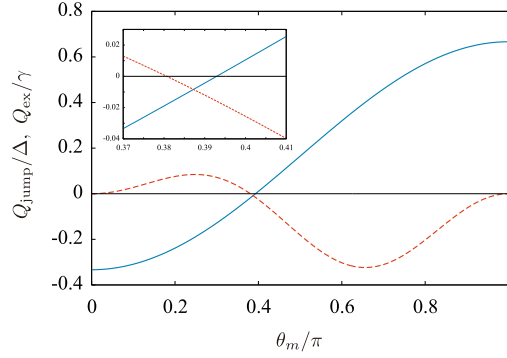


Figure 6: Heat change due to the quantum jump,  $Q_{\text{jump}}$  (solid line), and excess heat,  $Q_{\text{ex}}$  (dashed line), as a function of  $\theta_m$  for the measurement-only case ( $\theta_m = \theta_n$ ). For a large range of  $\theta_m$ ,  $Q_{\text{jump}}$  and  $Q_{\text{ex}}$  have opposite signs, but they are both negative when they are crossing 0. The inset shows an enlarged view where both  $Q_{\text{jump}}$  and  $Q_{\text{ex}}$  are negative near  $\theta_m/\pi \approx 0.39$ . The difference between  $Q_{\text{jump}}$  and  $Q_{\text{jump}} + Q_{\text{ex}}/2$  is not visible in this plot.

around  $\theta_n/\pi \approx 0.4$ , corresponding to  $Q_{\text{ex}} = 0$  and  $Q_{\text{jump}} + Q_{\text{ex}}/2 = 0$ , which will be discussed below.

As mentioned above, the backaction noise has negative values for a large range of  $(\theta_m, \theta_n)$ , but it shows the small positive value, the order of  $10^{-6}$ , at  $\theta_m/\pi \approx 0.3 - 0.5$  and  $\theta_n/\pi \approx 0.4$  near  $S_0 = 0$ . It, here, violates  $Q_{\text{jump}}Q_{\text{ex}} < 0$ . This is attributed that the energy loss or gain of the qubit due to quantum measurement can also be compensated by the heat baths during the transient dynamics. Therefore, when focusing on the heat exchange between the monitor and the qubit, it is possible to slightly violate  $Q_{\text{jump}}Q_{\text{ex}} < 0$  around  $Q_{\text{jump}}, Q_{\text{ex}} \approx 0$ . We plot  $Q_{\text{jump}}$  and  $Q_{\text{ex}}$  for the measurement-only case in Fig. 6, and it is indeed observed that both values are negative within the small range of  $\theta_m/\pi \approx 0.381 - 0.393$ .

Figure 5 (b) shows the backaction noise for the measurement-only case. The numerical simulation using the stochastic master equation (11) is in good agreement with the analytical formula (27). It crosses zero at four points. At the edges,  $\theta_m = 0$  and  $\pi$ , the measurements commute with the qubit Hamiltonian, resulting in the  $Q_{\text{ex}} = 0$ , as discussed above. The remaining two points,  $\theta_m/\pi \approx 0.381$  and  $0.393$ , correspond to  $Q_{\text{ex}} = 0$  and  $Q_{\text{jump}} = 0$ , respectively (see Fig. 6).

### 4.3 Fano factor

Finally, let us compare the Poisson noise  $S_0$  with the backaction noise  $S_1$ . To this end, we introduce the ‘‘Fano’’ factor,  $\mathcal{F} = S(0)/S_0 = (S_0 + S_1)/S_0$ , from the analogy of the electronic current [31, 32]. Using Eqs. (21) and (27), we obtained the Fano factor as

$$\mathcal{F} \approx \left( 1 + \frac{Q_{\text{ex}}}{Q_{\text{jump}}} \right)^2. \quad (28)$$

For a large range of  $(\theta_m, \theta_n)$ , it is less than 1, i.e., sub-Poisson fluctuation, because  $S_1 < 0$ , where the deviation from the unity is on the order of  $1 - \mathcal{F} \sim \mathcal{O}(\gamma/\gamma_+)$ . The sub-Poisson statistics arise from the fact that the probability of a quantum jump depends on the qubit state, making the quantum jumps not entirely random in time. This phenomenon is analogous to electronic current, where electrons do not flow completely randomly due to the Pauli exclusion principle and Coulomb interactions. When  $Q_{\text{jump}} = 0$ , the Fano factor diverges because  $Q_{\text{jump}}$  and  $Q_{\text{ex}}$  do not become zero simultaneously, as discussed in Sec. 4.2. In the vicinity of

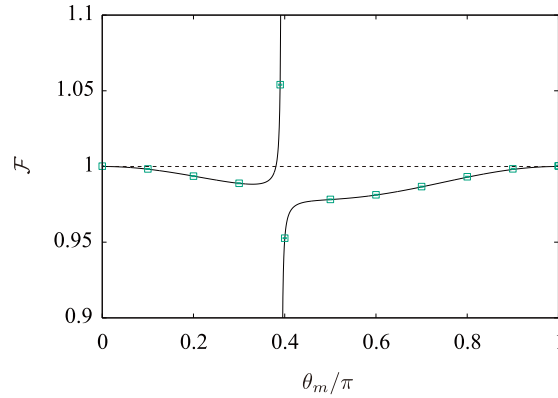


Figure 7: Fano factor as a function of the measurement state  $\theta_m$  for the measurement-only case. The parameters are the same as Figs. 4 and 5. The solid line represents the analytical formula (28) and plots are obtained by the numerical simulation using the stochastic master equation (11) with  $3.7 \times 10^8$  trajectories. The dashed line represents  $\mathcal{F} = 1$ .

$Q_{\text{jump}} = 0$ , since  $Q_{\text{jump}}$  and  $Q_{\text{ex}}$  can have the same sign over a small range of  $(\theta_m, \theta_n)$ , the Fano factor is strongly enhanced, exceeding unity, i.e., super-Poisson fluctuation. At  $\theta_m = \theta_n = 0$  and  $\pi$ , the fluctuation becomes the Poisson,  $\mathcal{F} = 1$ , because the commuting measurement does not induce the backaction noise  $S_1 = 0$ .

Figure 7 shows the numerical simulation for the Fano factor using the same parameters of the Poisson and backaction noises shown in Figs. 4 and 5 for the measurement-only case. The analytical formula (28) is in good agreement with the numerical simulation, and it shows the sub-Poisson fluctuation for a large range of  $\theta_m$ . In the vicinity of  $Q_{\text{jump}} = 0$  at  $\theta_0/\pi \approx 0.395$ , the Fano factor is strongly suppressed/enhanced as  $\theta_m \rightarrow \theta_0 \pm 0$  because  $Q_{\text{jump}}$  and  $Q_{\text{ex}}$  have the same signs for  $\tilde{\theta}_0 < \theta_m < \theta_0$ , where  $Q_{\text{ex}} = 0$  at  $\tilde{\theta}_0/\pi \approx 0.381$ , as discussed in Sec. 4.2.

## 5 Summary

We study the statistical property of heat exchange between the monitor and the dissipative qubit under continuous measurement and feedback. The first half is the steady-state heat current when changing the measurement and feedback states. The heat current can take a wider range of values compared with the measurement-only case. When doing the measurement to the ground state and the feedback to the excited state, heat maximally flows from the monitor to the qubit, which exceeds the maximum value for the measurement-only case. We also observe the qubit cooling by the measurement and the feedback, which is never seen for the measurement-only case. We identify the boundary between the cooling and the heating is determined by the temperature, the cooling region is extended as the temperature decreases.

The second part of this paper is devoted to the fluctuation around the heat current by unraveling the Lindblad equation, the stochastic master equation. The power spectrum is composed of the frequency-independent and -dependent contributions, coming from the quantum jump and the measurement backaction dynamics, called the Poisson noise and the backaction noise, respectively, in this work. Both noises are characteristic of the continuous measurement process, different from the standard shot noise such as in the electronic circuit. For a large range of parameters, these spectra have the opposite sign, which can be interpreted as the measurement backaction and leads to the sub-Poisson Fano factor. However, around zero heat change by the quantum jump, these spectra have the same sign due to the dissipation to the

heat baths, resulting in the super-Poisson Fano factor.

Our findings are helpful for the development of future applications in measurement-based thermal machines, such as qubit cooling and quantum refrigerators, and the further understanding of quantum thermodynamics in quantum dissipative systems from the aspect of the current fluctuations. Recently, thanks to the advancements in fabrication techniques for nanoscale devices and improvements in heat measurement technologies [48, 49], it is expected that the flow of quantum heat and its fluctuations can be directly observed by monitoring the temperature of the thermal bath.

The numerical results for the trajectory simulations used in Figs. 4 (b), 5 (b), and 7 are published on Zenodo [50].

## Acknowledgements

The authors thank the Supercomputer Center, the Institute for Solid State Physics, the University of Tokyo for the use of the facilities.

**Funding information** This work was supported by the JST Moonshot R&D– MILLENNIA Program Grant No. JPMJMS2061 and Y.T. acknowledges support by JSPS KAKENHI Grant No. 23K03273.

## References

- [1] H. M. Wiseman and G. J. Milburn, *Quantum Measurement and Control*, Cambridge University Press, Cambridge, UK (2009).
- [2] K. Jacobs, *Quantum Measurement Theory and its Applications*, Cambridge University Press, Cambridge, UK (2014).
- [3] A. Jordan and I. Siddiqi, *Quantum Measurement: Theory and Practice*, Cambridge University Press, Cambridge, UK (2024).
- [4] J. P. Pekola, *Towards quantum thermodynamics in electronic circuits*, Nat. Phys. **11**, 118 (2015), doi:[10.1038/nphys3169](https://doi.org/10.1038/nphys3169).
- [5] G. Benenti, G. Casati, K. Saito and R. S. Whitney, *Fundamental aspects of steady-state conversion of heat to work at the nanoscale*, Phys. Rep. **694**, 1 (2017), doi:<https://doi.org/10.1016/j.physrep.2017.05.008>.
- [6] F. Binder, L. A. Correa, C. Gogolin, J. Anders and G. Adesso, eds., *Thermodynamics in the Quantum Regime: Fundamental Aspects and New Directions*, Fundamental Theories of Physics Vol. 195. Springer International Publishing, Cham, Switzerland (2018).
- [7] J. V. Koski, T. Sagawa, O.-P. Saira, Y. Yoon, A. Kutvonen, P. Solinas, M. Möttönen, T. Ala-Nissila and J. P. Pekola, *Distribution of entropy production in a single-electron box*, Nat. Phys. **9**, 644 (2013), doi:[10.1038/nphys2711](https://doi.org/10.1038/nphys2711).
- [8] J. V. Koski, V. F. Maisi, T. Sagawa and J. P. Pekola, *Experimental observation of the role of mutual information in the nonequilibrium dynamics of a maxwell demon*, Phys. Rev. Lett. **113**, 030601 (2014), doi:[10.1103/PhysRevLett.113.030601](https://doi.org/10.1103/PhysRevLett.113.030601).



- [9] J. V. Koski, V. F. Maisi, J. P. Pekola and D. V. Averin, *Experimental realization of a szilard engine with a single electron*, PNAS **111**, 13786 (2014), doi:[10.1073/pnas.1406966111](https://doi.org/10.1073/pnas.1406966111).
- [10] J. Yi, P. Talkner and Y. W. Kim, *Single-temperature quantum engine without feedback control*, Phys. Rev. E **96**, 022108 (2017), doi:[10.1103/PhysRevE.96.022108](https://doi.org/10.1103/PhysRevE.96.022108).
- [11] O. Maillet, P. A. Erdman, V. Cavina, B. Bhandari, E. T. Mannila, J. T. Peltonen, A. Mari, F. Taddei, C. Jarzynski, V. Giovannetti and J. P. Pekola, *Optimal probabilistic work extraction beyond the free energy difference with a single-electron device*, Phys. Rev. Lett. **122**, 150604 (2019), doi:[10.1103/PhysRevLett.122.150604](https://doi.org/10.1103/PhysRevLett.122.150604).
- [12] M. Naghiloo, D. Tan, P. M. Harrington, J. J. Alonso, E. Lutz, A. Romito and K. W. Murch, *Heat and work along individual trajectories of a quantum bit*, Phys. Rev. Lett. **124**, 110604 (2020), doi:[10.1103/PhysRevLett.124.110604](https://doi.org/10.1103/PhysRevLett.124.110604).
- [13] M. Jayaseelan, S. K. Manikandan, A. N. Jordan and N. P. Bigelow, *Quantum measurement arrow of time and fluctuation relations for measuring spin of ultracold atoms*, Nat. Commun. **12**, 1847 (2021), doi:[10.1038/s41467-021-22094-3](https://doi.org/10.1038/s41467-021-22094-3).
- [14] C. Elouard, D. Herrera-Martí, B. Huard and A. Auffèves, *Extracting work from quantum measurement in maxwell's demon engines*, Phys. Rev. Lett. **118**, 260603 (2017), doi:[10.1103/PhysRevLett.118.260603](https://doi.org/10.1103/PhysRevLett.118.260603).
- [15] C. Elouard and C. Lombard Latune, *Extending the laws of thermodynamics for arbitrary autonomous quantum systems*, PRX Quantum **4**, 020309 (2023), doi:[10.1103/PRXQuantum.4.020309](https://doi.org/10.1103/PRXQuantum.4.020309).
- [16] X. Linpeng, N. Piccione, M. Maffei, L. Bresque, S. P. Prasad, A. N. Jordan, A. Auffèves and K. W. Murch, *Quantum energetics of a noncommuting measurement*, Phys. Rev. Res. **6**, 033045 (2024), doi:[10.1103/PhysRevResearch.6.033045](https://doi.org/10.1103/PhysRevResearch.6.033045).
- [17] C. Elouard, D. A. Herrera-Martí, M. Clusel and A. Auffèves, *The role of quantum measurement in stochastic thermodynamics*, npj Quantum Information **3**, 9 (2017), doi:[10.1038/s41534-017-0008-4](https://doi.org/10.1038/s41534-017-0008-4).
- [18] C. Elouard and A. N. Jordan, *Efficient quantum measurement engines*, Phys. Rev. Lett. **120**, 260601 (2018), doi:[10.1103/PhysRevLett.120.260601](https://doi.org/10.1103/PhysRevLett.120.260601).
- [19] M. Campisi, J. Pekola and R. Fazio, *Feedback-controlled heat transport in quantum devices: theory and solid-state experimental proposal*, New J. Phys. **19**, 053027 (2017), doi:[10.1088/1367-2630/aa6acb](https://doi.org/10.1088/1367-2630/aa6acb).
- [20] S. Chand and A. Biswas, *Critical-point behavior of a measurement-based quantum heat engine*, Phys. Rev. E **98**, 052147 (2018), doi:[10.1103/PhysRevE.98.052147](https://doi.org/10.1103/PhysRevE.98.052147).
- [21] A. Solfanelli, L. Buffoni, A. Cuccoli and M. Campisi, *Maximal energy extraction via quantum measurement*, J. Stat. Mech. p. 094003 (2019), doi:[10.1088/1742-5468/ab3721](https://doi.org/10.1088/1742-5468/ab3721).
- [22] L. Buffoni, A. Solfanelli, P. Verrucchi, A. Cuccoli and M. Campisi, *Quantum measurement cooling*, Phys. Rev. Lett. **122**, 070603 (2019), doi:[10.1103/PhysRevLett.122.070603](https://doi.org/10.1103/PhysRevLett.122.070603).
- [23] S. Rogers and A. N. Jordan, *Postselection and quantum energetics*, Phys. Rev. A **106**, 052214 (2022), doi:[10.1103/PhysRevA.106.052214](https://doi.org/10.1103/PhysRevA.106.052214).
- [24] K. Koshihara and K. Yuasa, *Quantum ergotropy and quantum feedback control*, Phys. Rev. E **107**, 064109 (2023), doi:[10.1103/PhysRevE.107.064109](https://doi.org/10.1103/PhysRevE.107.064109).



- [25] T. Yada, N. Yoshioka and T. Sagawa, *Quantum fluctuation theorem under quantum jumps with continuous measurement and feedback*, Phys. Rev. Lett. **128**, 170601 (2022), doi:[10.1103/PhysRevLett.128.170601](https://doi.org/10.1103/PhysRevLett.128.170601).
- [26] Y. Hasegawa, *Quantum thermodynamic uncertainty relation for continuous measurement*, Phys. Rev. Lett. **125**, 050601 (2020), doi:[10.1103/PhysRevLett.125.050601](https://doi.org/10.1103/PhysRevLett.125.050601).
- [27] Y. Hasegawa, *Thermodynamic uncertainty relation for general open quantum systems*, Phys. Rev. Lett. **126**, 010602 (2021), doi:[10.1103/PhysRevLett.126.010602](https://doi.org/10.1103/PhysRevLett.126.010602).
- [28] S. K. Manikandan, C. Elouard, K. W. Murch, A. Auffèves and A. N. Jordan, *Efficiently fueling a quantum engine with incompatible measurements*, Phys. Rev. E **105**, 044137 (2022), doi:[10.1103/PhysRevE.105.044137](https://doi.org/10.1103/PhysRevE.105.044137).
- [29] B. Bhandari and A. N. Jordan, *Continuous measurement boosted adiabatic quantum thermal machines*, Phys. Rev. Res. **4**, 033103 (2022), doi:[10.1103/PhysRevResearch.4.033103](https://doi.org/10.1103/PhysRevResearch.4.033103).
- [30] B. Bhandari, R. Czupryniak, P. A. Erdman and A. N. Jordan, *Measurement-based quantum thermal machines with feedback control*, Entropy **25**, 204 (2023), doi:[10.3390/e25020204](https://doi.org/10.3390/e25020204).
- [31] Y. Nazarov, ed., *Quantum Noise in Mesoscopic Physics*, NATO Science Series II Vol. 97. Kluwer, Dordrecht, Netherlands (2003).
- [32] T. Martin, *Noise in mesoscopic physics*, In H. Bouchiat, Y. Gefen, S. Guéron, G. Montambaux and J. Dalibard, eds., *Nanophysics: Coherence and Transport*, Les Houches. Elsevier, Amsterdam (2005).
- [33] L. Saminadayar, D. C. Glatli, Y. Jin and B. Etienne, *Observation of the  $e/3$  fractionally charged Laughlin quasiparticle*, Phys. Rev. Lett. **79**, 2526 (1997), doi:[10.1103/PhysRevLett.79.2526](https://doi.org/10.1103/PhysRevLett.79.2526).
- [34] R. de Picciotto, M. Reznikov, M. Heiblum, V. Umansky, G. Bunin and D. Mahalu, *Direct observation of a fractional charge*, Nature **389**, 162 (1997), doi:[10.1038/38241](https://doi.org/10.1038/38241).
- [35] O. Zarchin, M. Zaffalon, M. Heiblum, D. Mahalu and V. Umansky, *Two-electron bunching in transport through a quantum dot induced by kondo correlations*, Phys. Rev. B **77**, 241303 (2008), doi:[10.1103/PhysRevB.77.241303](https://doi.org/10.1103/PhysRevB.77.241303).
- [36] Y. Yamauchi, K. Sekiguchi, K. Chida, T. Arakawa, S. Nakamura, K. Kobayashi, T. Ono, T. Fujii and R. Sakano, *Evolution of the kondo effect in a quantum dot probed by shot noise*, Phys. Rev. Lett. **106**, 176601 (2011), doi:[10.1103/PhysRevLett.106.176601](https://doi.org/10.1103/PhysRevLett.106.176601).
- [37] X. Jehl, M. Sanquer, R. Calemczuk and D. Mailly, *Detection of doubled shot noise in short normal-metal/ superconductor junctions*, Nature **405**, 50 (2000), doi:[10.1038/35011012](https://doi.org/10.1038/35011012).
- [38] A. A. Kozhevnikov, R. J. Schoelkopf, L. E. Calvet, M. J. Rooks and D. E. Prober, *Shot noise measurements in diffusive normal metal-superconductor ( $n$ - $s$ ) junctions*, J. Low Temp. Phys. **118**, 671 (2000), doi:[10.1023/A:1004695412712](https://doi.org/10.1023/A:1004695412712).
- [39] A. A. Kozhevnikov, R. J. Schoelkopf and D. E. Prober, *Observation of photon-assisted noise in a diffusive normal metal-superconductor junction*, Phys. Rev. Lett. **84**, 3398 (2000), doi:[10.1103/PhysRevLett.84.3398](https://doi.org/10.1103/PhysRevLett.84.3398).

- [40] D. J. Evans, E. G. D. Cohen and G. P. Morriss, *Probability of second law violations in shearing steady states*, Phys. Rev. Lett. **71**, 2401 (1993), doi:[10.1103/PhysRevLett.71.2401](https://doi.org/10.1103/PhysRevLett.71.2401).
- [41] S. Nakamura, Y. Yamauchi, M. Hashisaka, K. Chida, K. Kobayashi, T. Ono, R. Leturcq, K. Ensslin, K. Saito, Y. Utsumi and A. C. Gossard, *Nonequilibrium fluctuation relations in a quantum coherent conductor*, Phys. Rev. Lett. **104**, 080602 (2010), doi:[10.1103/PhysRevLett.104.080602](https://doi.org/10.1103/PhysRevLett.104.080602).
- [42] T. Yamamoto and Y. Tokura, *Heat flow from a measurement apparatus monitoring a dissipative qubit*, Phys. Rev. Res. **6**, 013300 (2024), doi:[10.1103/PhysRevResearch.6.013300](https://doi.org/10.1103/PhysRevResearch.6.013300).
- [43] A. J. Leggett, S. Chakravarty, A. T. Dorsey, M. P. A. Fisher, A. Garg and W. Zwerger, *Dynamics of the dissipative two-state system*, Rev. Mod. Phys. **59**, 1 (1987), doi:[10.1103/RevModPhys.59.1](https://doi.org/10.1103/RevModPhys.59.1).
- [44] U. Weiss, *Quantum Dissipative Systems*, World Scientific, Singapore, 5th edn. (2022).
- [45] H.-P. Breuer and F. Petruccione, *The Theory of Open Quantum Systems*, Oxford University Press, Oxford, UK (2007).
- [46] T. Yamamoto, Y. Tokura and T. Kato, *Heat transport through a two-level system under continuous quantum measurement*, Phys. Rev. B **106**, 205419 (2022), doi:[10.1103/PhysRevB.106.205419](https://doi.org/10.1103/PhysRevB.106.205419).
- [47] J. a. Ferreira, T. Jin, J. Mannhart, T. Giamarchi and M. Filippone, *Transport and non-reciprocity in monitored quantum devices: An exact study*, Phys. Rev. Lett. **132**, 136301 (2024), doi:[10.1103/PhysRevLett.132.136301](https://doi.org/10.1103/PhysRevLett.132.136301).
- [48] F. Giazotto, T. T. Heikkilä, A. Luukanen, A. M. Savin and J. P. Pekola, *Opportunities for mesoscopics in thermometry and refrigeration: Physics and applications*, Rev. Mod. Phys. **78**, 217 (2006), doi:[10.1103/RevModPhys.78.217](https://doi.org/10.1103/RevModPhys.78.217).
- [49] J. P. Pekola and B. Karimi, *Colloquium: Quantum heat transport in condensed matter systems*, Rev. Mod. Phys. **93**, 041001 (2021), doi:[10.1103/RevModPhys.93.041001](https://doi.org/10.1103/RevModPhys.93.041001).
- [50] T. Yamamoto and Y. Tokura, *Numerical dataset for quantum trajectory simulations of a dissipative qubit under continuous measurement and feedback*, Zenodo (2024), doi:[10.5281/zenodo.14252485](https://doi.org/10.5281/zenodo.14252485).