

# Response of any arbitrary initially stressed reference and the stress-free reference

Soumya Mukherjee<sup>a</sup>

Department of Mechanical Engineering,

Indian Institute of Technology Palakkad

Kerala- 678623, India

(Dated: November 7, 2024)

We often determine the constitutive relation for an initially stressed reference using the response of a virtual stress-free reference. However, it is usually difficult to identify the constitutive relation of the associated stress-free reference without conducting destructive tests. In this paper, we introduce three approaches to determine the response of the stress-free, or any arbitrary initially stressed reference, while the response of a particular initially stressed reference is known. The first and third approaches directly find the constitutive relations for one stressed reference from another. The second approach uses the response of a given stressed reference to identify the stress-free material and thereafter determines the response of any stressed reference. Quite interestingly, even though the given (known) initially stressed state is Green elastic, the stress-free material, or the reference in the presence of any other initial stress, may become implicit. We also derive several examples of explicit constitutive relations. The present approaches to changing the reference configuration do not start from a known stress-free state, which is standard practice. **The present work also develops the universal relations for stress-free isotropic implicit elastic materials.**

## 1. Introduction

Materials are almost always subject to *initial stress* in their reference state. The mechanics of these stressed materials [1–8] has become a popular field of research. The present work develops three new general frameworks to model the response of any arbitrarily stressed (and stress-free) references when the Green elastic response of a particular initially stressed reference is known. Changing the reference configuration often transforms a Green elastic material into an implicit elastic material [9–14].

**This paper also establishes universal relations [15–17] for implicit elasticity.**

Hoger [18] determined the residual stress field admissible in elastic bodies with material symmetries. Johnson and Hoger [1, 2] first obtained the response of an elastic material from an initially stressed reference, while the *virtual* stress-free configuration is an incompressible isotropic Mooney-Rivlin solid. To this end, they inverted the constitutive relation for stress-free Mooney-Rivlin materials to express initial strain as a function of initial stress. Saravanan [3] determined the representation of stress from a stressed reference when the response of the *virtual* stress-free material is governed by the compressible isotropic Blatz-go material.

Shams, Merodio and co-workers [4, 19–24] also constructed the free energy from an initially stressed reference of an elastic body

---

<sup>a</sup> Email: [soumyamechanics@gmail.com](mailto:soumyamechanics@gmail.com), [s.mukherjee@iitpkd.ac.in](mailto:s.mukherjee@iitpkd.ac.in)

using the invariants [19] of the initial stress and the right Cauchy-Green stretch tensor by using the initial stress as a symmetry tensor. Many of the above models were applied to solve boundary value problems [4, 20, 25], stability analysis [26, 27], and to investigate wave propagation [19, 28] through an initially stressed medium.

When the *virtual* stress-free reference is a neo-Hookean solid, or a Mooney-Rivlin solid, Destrade et al. [5, 29] represented the strain energy density of an initially stressed reference. Their model was used to solve many physical problems that involve initial residual stresses [30–33]. By inverting the constitutive relation of the Gent model and the Volokh model [34], respectively, Mukherjee [6, 35] determined the response of an initially stressed stretch-limited material and a failure model for residually stressed materials. The inverse problem of determining the initial strain from the initial stress was solved for non-linear anisotropic materials [7, 36], which was used to represent the stress and strain energy from a stressed reference with texture anisotropy. The representation of stress and free energy was determined from the initially stressed reference of a viscoelastic material by Mukherjee and Ravindran [8]. [37] has represented the constitutive relation of implicit elasticity using initially stressed references.

Implicit elasticity [9, 11, 38, 39] often appears inevitable in the modeling of the present material, while changing the reference configuration in the most general case. Implicit elasticity [9, 11, 40] represents the more general response of materials, described by an implicit relationship between stress and strain. *The present analysis requires a universal relation for implicit elasticity which we develop in this paper. The universal relations [15, 16] elegantly reveal interesting features of the constitutive relations. Rajagopal and Wineman [17] developed the universal relation for a class of implicit elastic solids. We establish the universal relation for the implicit elasticity of another class, which helps in the present investigation.*

The response of the virtual stress-free body is usually required for the existing framework of modeling initially stressed materials. However, identifying the stress-free response of the material is often a challenging task that requires destructive testing. Since materials are almost always available in a stressed state; it is easier to experimentally find the constitutive relation of the specific (available) stressed reference. The present frameworks use the response of a given stressed reference to determine the constitutive relation for any arbitrary stressed reference and the associated stress-free reference. Identifying the constitutive response of the stress-free reference from that of a stressed reference is exactly the converse of the ongoing problem [2, 3, 7], where the response of a stressed material is determined from a virtual stress-free reference.

We solve this problem in three main approaches using new frameworks. We invert new kinds of constitutive relations. The first approach directly and easily shifts the reference from one initially stressed state to another. In the second approach, the general constitutive relation of the stress-free reference and any arbitrary initially stressed references turn out to be implicit elastic. Some examples of Green elastic constitutive relations are determined. The third approach generalizes the first approach and determines ways to develop more general constitutive relations. *We also develop universal relations for general implicit elasticity.*

This paper is organized as follows. In Section 2, we present the constitutive relation of a given stressed reference  $\mathfrak{R}_1$  (with an initial stress  $\tau_1$ ). We next change the reference configuration to choose any arbitrary initially stressed state or a stress-free state as the reference.

The first approach, presented in Section 3, directly determines the response of an arbitrary stressed reference  $\mathfrak{R}$  (with initial stress  $\tau$ ) using the given stressed reference  $\mathfrak{R}_1$  (with initial stress  $\tau_1$ ). This approach is simple and can be easily applied to some specific cases.

Our second approach (Section 4) uses the known response of the stressed reference  $\mathfrak{R}_1$  to determine the response of the stress-free reference  $\mathfrak{R}_0$ , and any arbitrary initially stressed reference  $\mathfrak{R}$ . In Section 4 A, we observe that the response of the stress-free reference  $\mathfrak{R}_0$  may become implicit [9, 13, 40], although the response for  $\mathfrak{R}_1$  is Green elastic. In Section 4 A 2 and Section 4 A 3, for two special cases, we find the explicit response of the stress-free reference. In Section 4 B, we determine the constitutive relation for a stressed reference  $\mathfrak{R}$  (with any arbitrary initial stress  $\tau$ ). The general constitutive response of this reference  $\mathfrak{R}$  turns out to be implicit (Section 4 B 1). The explicit form of some special cases are obtained in Section 4 B 2 and 4 B 3.

The third approach (Section 5) generalizes the first approach by introducing an *imaginary* initially stressed reference  $\mathfrak{R}'_1$ , constructed by rotating the initial stress field of  $\mathfrak{R}_1$  in a certain manner. It should be noted that  $\mathfrak{R}'_1$  is not a real configuration. This imaginary configuration enables an easy inversion of the constitutive relation. This approach can deal with the cases when the reference  $\mathfrak{R}_1$  is governed by a more general or intricate constitutive relation. In Section 6, we study whether the functional form of constitutive relation depends on choice of reference, or not. We find out that both dependency and independence are correct. We briefly discuss symmetry in the light of [41].

The first approach (Section 3) is direct and simple. On the other hand, the second and the third approaches (Section 4, Section 5) involve the inversion of new types of constitutive relations. These two approaches are more general and can be broadly applied to develop a wide variety of constitutive responses.

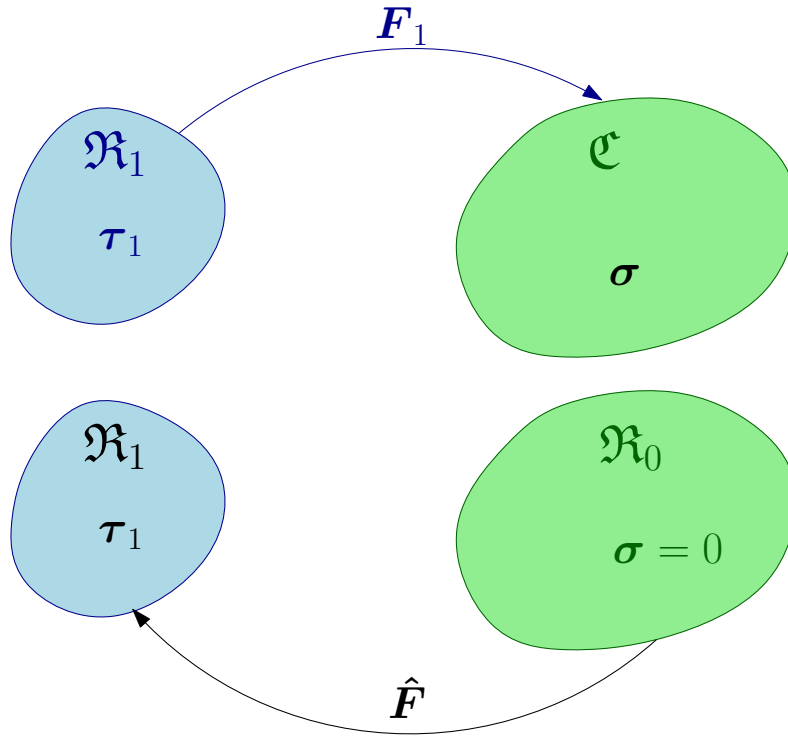
In Appendix A, universal relations are developed for a particular class of implicit elasticity.

## 2. The known response of an initially stressed reference $\mathfrak{R}_1$

Continuum mechanics cherishes the assumption of a stress-free reference. However, in real-life situations, a stress-free configuration is usually unattainable. The stress in the reference configuration is known as the initial stress [18]. The general approach to model an initially stressed reference using invariants can be obtained in [4, 19, 20].

In this section, we use an existing framework to represent the constitutive relation of a given initially stressed reference  $\mathfrak{R}_1$  where the initial stress is  $\tau_1$ . The material parameters associated with the strain energy density are to be found out by corroborating experimental data. When the initial stress  $\tau_1(\mathbf{X}_1)$  does not involve any traction on the boundary of  $\mathfrak{R}_1$ ,  $\tau_1$  is known as a residual stress field.

In Figure 1 (top), the reference  $\mathfrak{R}_1$  is deformed with a gradient  $F_1$  to produce the current configuration  $\mathcal{C}$ . The associated



For  $\mathbf{F}_1 = \hat{\mathbf{F}}^{-1}$ ,  $\mathfrak{C}$  becomes a stress-free configuration ( $\mathfrak{R}_0$ ).

FIG. 1. The configurations required in Section 2 and Section 4A. Top: the deformation gradient  $\mathbf{F}_1$  maps a stressed reference  $\mathfrak{R}_1$  to the current configuration  $\mathfrak{C}$ , with Cauchy stress  $\sigma$ . Bottom: the deformation gradient  $\hat{\mathbf{F}}$  maps a vector from the *stress-free reference*  $\mathfrak{R}_0$  to the configuration  $\mathfrak{R}_1$ . This deformation  $\hat{\mathbf{F}}$  is associated with initial/ residual strain. *Note:* when Cauchy stress  $\sigma = 0$  in the current configuration,  $\mathfrak{C}$  is equivalent to  $\mathfrak{R}_0$ . This particular case presents us access with the stress-free reference without destructive testing.

Helmholtz potential  $\Psi$  can be expressed in terms of the following invariants,

$$\begin{aligned}
 I_1 &= \text{tr } \mathbf{C}_1, & I_2 &= \text{tr } (\mathbf{C}_1^2), & I_3 &= \det (\mathbf{C}_1), & I_4 &= \text{tr } \boldsymbol{\tau}_1, & I_5 &= \frac{1}{2}[I_4^2 - \text{tr}(\boldsymbol{\tau}_1^2)], \\
 I_6 &= \det (\boldsymbol{\tau}_1), & I_7 &= \text{tr } (\boldsymbol{\tau}_1 \mathbf{C}_1), & I_8 &= \text{tr } (\boldsymbol{\tau}_1 \mathbf{C}_1^2), & I_9 &= \text{tr } (\boldsymbol{\tau}_1^2 \mathbf{C}_1), & I_{10} &= \text{tr } (\boldsymbol{\tau}_1^2 \mathbf{C}_1^2),
 \end{aligned} \tag{2.1}$$

where  $\mathbf{C}_1 = \mathbf{F}_1^T \mathbf{F}_1$  is the right Cauchy-Green stretch tensor. The Cauchy stress in the current  $\mathfrak{C}$  is determined from the potential  $\Psi$  as

$$\begin{aligned}
 \boldsymbol{\sigma} &= \psi_1 \mathbf{B}_1 + \psi_2 \mathbf{B}_1^2 + \psi_7 \mathbf{F}_1 \boldsymbol{\tau}_1 \mathbf{F}_1^T + \psi_8 \left( \mathbf{F}_1 \boldsymbol{\tau}_1 \mathbf{F}_1^T \mathbf{B}_1 + \mathbf{B}_1 \mathbf{F}_1 \boldsymbol{\tau}_1 \mathbf{F}_1^T \right) \\
 &\quad + \psi_9 \mathbf{F}_1 \boldsymbol{\tau}_1^2 \mathbf{F}_1^T + \psi_{10} \left( \mathbf{F}_1 \boldsymbol{\tau}_1^2 \mathbf{F}_1^T \mathbf{B}_1 + \mathbf{B}_1 \mathbf{F}_1 \boldsymbol{\tau}_1^2 \mathbf{F}_1^T \right) - p \mathbf{I}
 \end{aligned} \tag{2.2}$$

where  $\mathbf{B}_1 = \mathbf{F}_1 \mathbf{F}_1^T$ ,  $\psi_i = \frac{\partial \Psi}{\partial I_i}$ , and  $p$  is the Lagrangian multiplier associated with the incompressibility constraint.

Since initial stress is defined as the stress in the reference configuration, substitution of  $\mathbf{F}_1 = \mathbf{I}$  in Eqn. (2.2) yields

$$\boldsymbol{\tau}_1 = (\Psi_{1_0} + \Psi_{2_0} - p_0) \mathbf{I} + (\Psi_{7_0} + 2\Psi_{8_0}) \boldsymbol{\tau}_1 + (\Psi_{9_0} + 2\Psi_{10_0}) \boldsymbol{\tau}_1^2, \quad (2.3)$$

where  $\Psi_{i_0} = \Psi_i \Big|_{\mathbf{F}=\mathbf{I}}$ ,  $p_0 = p \Big|_{\mathbf{F}=\mathbf{I}}$

Eqn. (2.2) represents the constitutive relation from the stressed reference  $\mathfrak{R}_1$ . For a given initial stress  $\boldsymbol{\tau}_1$ , we can use this analytical form (2.2) to corroborate experimental results.

Our goal in this paper is to identify (a) the response of the stress-free reference  $\mathfrak{R}_0$ , (b) the initial strain stored in the given reference  $\mathfrak{R}_1$ , and (c) the stress representation for any arbitrarily stressed reference  $\mathfrak{R}$  with initial stress  $\boldsymbol{\tau}$ . All the above goals are accomplished by using the known response of a single stressed reference  $\mathfrak{R}_1$  in three different approaches in Section 4, Section 3, and Section 5, respectively.

### 3. The first approach to determine the response of the stress-free reference $\mathfrak{R}_0$ and any arbitrary stressed reference $\mathfrak{R}$

In this section, we use the response of the reference  $\mathfrak{R}_1$ , whose initial stress is  $\boldsymbol{\tau}_1$ , to directly find the constitutive response of a randomly stressed reference  $\mathfrak{R}$  with initial stress  $\boldsymbol{\tau}$  (see Figure 2).

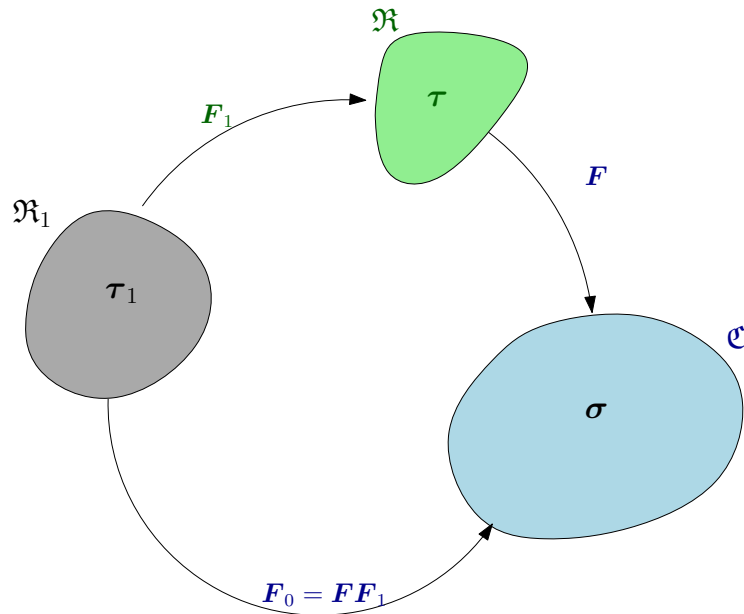


FIG. 2. The constitutive relation for the initially stressed configurations  $\mathfrak{R}_1$ , with initial stress  $\boldsymbol{\tau}_1$ , is known. The goal is to find the response from the reference  $\mathfrak{R}$  (where the initial stress  $\boldsymbol{\tau}$  can be arbitrary).

The three configurations  $\mathfrak{R}_1$ ,  $\mathfrak{R}$ , and  $\mathfrak{C}$  with Cauchy stress  $\boldsymbol{\tau}_1$ ,  $\boldsymbol{\tau}$ , and  $\boldsymbol{\sigma}$ , respectively, are depicted in Figure 2. The deformation gradients  $\mathbf{F}_1$ ,  $\mathbf{F}$ , and  $\mathbf{F}_0$  map an infinitesimal vector from  $\mathfrak{R}_1 \rightarrow \mathfrak{R}$ ,  $\mathfrak{R} \rightarrow \mathfrak{C}$ , and  $\mathfrak{R}_1 \rightarrow \mathfrak{C}$ , respectively, such that  $\mathbf{F}_0 = \mathbf{F}\mathbf{F}_1$ .

The reference  $\mathfrak{R}_1$  is known to follow the constitutive relation (2.2), for which

$$\Psi_1 = p_0, \quad \Psi_2 = \Psi_8 = \Psi_9 = \Psi_{10} = 0. \quad \Psi_7 = 1, \quad (3.1)$$

When  $\mathfrak{R}_1$  is chosen as a reference, the Cauchy stress  $\boldsymbol{\sigma}$  is a function of  $\mathbf{F}_1$  and  $\boldsymbol{\tau}_1$ . For this choice of reference, the Cauchy stress in the configurations  $\mathfrak{C}$  and  $\mathfrak{R}$  (see Figure 2) is obtained as

$$\boldsymbol{\sigma} = \Psi_1 \mathbf{B}_0 + \mathbf{F}_0 \boldsymbol{\tau}_1 \mathbf{F}_0^T - p \mathbf{I}, \quad (3.2)$$

$$\boldsymbol{\tau} = \Psi_1 \mathbf{B}_1 + \mathbf{F}_1 \boldsymbol{\tau}_1 \mathbf{F}_1^T - p_1 \mathbf{I}, \quad (3.3)$$

where  $p$  and  $p_1$  are the Lagrangian multipliers for  $\mathfrak{C}$  and  $\mathfrak{R}$  respectively.

The multiplicative decomposition  $\mathbf{F}_0 = \mathbf{F} \mathbf{F}_1$ , and a few simplifications reframe Equation (3.2) as

$$\boldsymbol{\sigma} = \Psi_1 \mathbf{F} \mathbf{B}_1 \mathbf{F}^T + \mathbf{F} \mathbf{F}_1 \boldsymbol{\tau}_1 \mathbf{F}_1^T \mathbf{F}^T - p \mathbf{I} \quad (3.4)$$

$$= \mathbf{F} \left[ \Psi_1 \mathbf{B}_1 + \mathbf{F}_1 \boldsymbol{\tau}_1 \mathbf{F}_1^T \right] \mathbf{F}^T - p \mathbf{I}. \quad (3.5)$$

We further rewrite Equation (3.3) as

$$\Psi_1 \mathbf{B}_1 + \mathbf{F}_1 \boldsymbol{\tau}_1 \mathbf{F}_1^T = \boldsymbol{\tau} + p_1 \mathbf{I}. \quad (3.6)$$

Substitution of (3.6) into (3.5) provides

$$\boldsymbol{\sigma} = p_1 \mathbf{B} + \mathbf{F} \boldsymbol{\tau} \mathbf{F}^T - p \mathbf{I} \quad (3.7)$$

The constitutive relation (3.7) purely depends on the initial stress  $\boldsymbol{\tau}$  in  $\mathfrak{R}$  and the gradient  $\mathbf{F}$  of deformation measured from the configuration  $\mathfrak{R} \rightarrow \mathfrak{C}$ . Hence (3.7) represents the constitutive relation for the stressed reference  $\mathfrak{R}$  that we were aiming to determine.

The unknown parameter  $p_1$  is determined from the initial stress  $\boldsymbol{\tau}$  by computing the determinants of both sides of (3.6) as

$$\det(\mathbf{F}_1) \det(\Psi_1 \mathbf{I} + \boldsymbol{\tau}_1) \det(\mathbf{F}_1^T) = \det(\boldsymbol{\tau} + p_1 \mathbf{I}) \quad (3.8)$$

Substitution of the incompressibility condition  $\det(\mathbf{F}_1) = 1$  simplifies (3.8) as,

$$\Psi_1^3 + \Psi_1^2 I_4 + \Psi_1 I_5 + I_6 = p_1^3 + p_1^2 I_{\tau_1} + p_1 I_{\tau_2} + I_{\tau_3} \quad (3.9)$$

where  $I_4$ ,  $I_5$ , and  $I_6$  are the three invariants (2.1) of  $\boldsymbol{\tau}_1$  and  $I_{1_\tau}$ ,  $I_{\tau_2}$ , and  $I_{\tau_3}$  are the three invariants of  $\boldsymbol{\tau}$ . The parameter  $p_1$  can

be found by solving equation (3.9). For  $\boldsymbol{\tau} = \boldsymbol{Q}\boldsymbol{\tau}_1\boldsymbol{Q}^T$ , where  $\boldsymbol{Q}$  is a pure rotation, Equation (3.9) yields

$$p_1 = \Psi_1. \quad (3.10)$$

In this case of simple rotation, the constitutive relation (3.2) for reference  $\mathfrak{R}_1$  is the same as that of  $\mathfrak{R}$ .

The present derivation will be applicable to any arbitrary value of the initial stress,  $\boldsymbol{\tau}$ . For  $\boldsymbol{\tau} = \mathbf{0}$ , the solution to Equation (3.9) is

$$\bar{p} = \sqrt[3]{\Psi_1^3 + \Psi_1^2 I_4 + \Psi_1 I_5 + I_6}, \quad (3.11)$$

and (3.7) reduces to

$$\boldsymbol{\sigma} = \bar{p}\boldsymbol{B} - p\boldsymbol{I}. \quad (3.12)$$

This represents the constitutive response of the corresponding stress-free material.

This section provides a direct and easy way to determine the constitutive relation for the arbitrarily stressed reference  $\mathfrak{R}$  and the stress-free reference  $\mathfrak{R}_0$ , which is further generalized in Section 5. In Section 4, we focus on our most general approach, for which the constitutive relation may become implicit by changing the reference configuration.

## 4. The second approach of changing the reference configuration

The general method shown here uses the constitutive relation (2.2) for reference  $\mathfrak{R}_1$  to model the stress-free reference  $\mathfrak{R}_0$  and reference  $\mathfrak{R}$  with an arbitrary initial stress  $\boldsymbol{\tau}$ .

We obtain the general constitutive response of the stress-free reference  $\mathfrak{R}_0$  in Section 4A, which includes many special cases. In Section 4B, the constitutive relations of an arbitrary stressed reference  $\mathfrak{R}$  are determined in various ways. The general response in both cases can be implicit, as we observe.

### A. Identifying the response of the stress-free reference

This section evaluates the response to stress-free material by inverting an interesting constitutive relation. [Appendix A establishes universal relations \[15–17\] for a new implicit constitutive class, which helps to simplify.](#)

#### 1. The general implicit constitutive relation for stress-free materials

It is difficult to obtain stress-free material without conducting destructive testing. Here, we use a thought experiment, as shown in Figure 1, to access the stress-free configuration.

Figure 1 (top) illustrates that a deformation gradient  $\boldsymbol{F}_1$  transforms the stressed configuration  $\mathfrak{R}_1$  into the current configuration  $\mathfrak{C}$ , with Cauchy stress  $\boldsymbol{\sigma}$ . When  $\boldsymbol{\sigma}$  is zero in the current,  $\mathfrak{C}$  refers to a stress-free configuration, particularly  $\mathfrak{C} \equiv \mathfrak{R}_0$  (Figure 1

(bottom)). This offers a mean to access the stress-free reference  $\mathfrak{R}_0$  without destructive tests. In this case, we have

$$\mathbf{F}_1 = \hat{\mathbf{F}}^{-1}, \quad (4.1)$$

where  $\hat{\mathbf{F}}$  (Figure 1 (bottom)) represents the mapping from the stress-free configuration  $\mathfrak{R}_0$  to the stressed reference  $\mathfrak{R}_1$ . This deformation gradient  $\hat{\mathbf{F}}$  is associated with the initial strain in  $\mathfrak{R}_1$ . Eqn. (4.1) further implies

$$\mathbf{C}_1 = \hat{\mathbf{B}}^{-1}, \quad \mathbf{B}_1 = \hat{\mathbf{C}}^{-1}, \quad (4.2)$$

where  $\hat{\mathbf{B}} = \hat{\mathbf{F}}\hat{\mathbf{F}}^T$ ,  $\hat{\mathbf{C}} = \hat{\mathbf{F}}^T\hat{\mathbf{F}}$  represent alternative residual strain measures in the reference  $\mathfrak{R}_1$ ,  $\mathbf{B}_1 = \mathbf{F}_1\mathbf{F}_1^T$ , and  $\mathbf{C}_1 = \mathbf{F}_1^T\mathbf{F}_1$ . It is important to note that the stress-free configuration  $\mathfrak{R}_0$  can undergo any arbitrary rotation while maintaining its stress-free state. Hence, this configuration is not unique. However, this non-uniqueness does not affect the current study, as detailed in the appendix B.

We select  $\mathfrak{R}_1$  as reference, governed by the constitutive relation (2.2) and  $\mathfrak{C}$  as current, where

$$\boldsymbol{\sigma} = 0. \quad (4.3)$$

Substituting equations Eqn. (4.1), Eqn. (4.2 b) and Eqn. (4.3) into Eqn. (2.2), we obtain

$$\begin{aligned} \mathbf{0} = & \bar{\Psi}_1 \hat{\mathbf{C}}^{-1} + \bar{\Psi}_2 \hat{\mathbf{C}}^{-2} + \bar{\Psi}_7 \hat{\mathbf{F}}^{-1} \boldsymbol{\tau}_1 \hat{\mathbf{F}}^{-T} + \bar{\Psi}_8 \left( \hat{\mathbf{F}}^{-1} \boldsymbol{\tau}_1 \hat{\mathbf{F}}^{-T} \hat{\mathbf{C}}^{-1} + \hat{\mathbf{C}}^{-1} \hat{\mathbf{F}}^{-1} \boldsymbol{\tau}_1 \hat{\mathbf{F}}^{-T} \right) \\ & + \bar{\Psi}_9 \hat{\mathbf{F}}^{-1} \boldsymbol{\tau}_1^2 \hat{\mathbf{F}}^{-T} + \bar{\Psi}_{10} \left( \hat{\mathbf{F}}^{-1} \boldsymbol{\tau}_1^2 \hat{\mathbf{F}}^{-T} \hat{\mathbf{C}}^{-1} + \hat{\mathbf{C}}^{-1} \hat{\mathbf{F}}^{-1} \boldsymbol{\tau}_1^2 \hat{\mathbf{F}}^{-T} \right) - \bar{p} \mathbf{I}, \end{aligned} \quad (4.4)$$

where  $\bar{\Psi}_i = \Psi_i|_{\mathbf{F}_1 = \hat{\mathbf{F}}^{-1}}$  and  $\bar{p} = p|_{\mathbf{F}_1 = \hat{\mathbf{F}}^{-1}}$ .

Furthermore, by pre-multiplying  $\hat{\mathbf{F}}$  and post-multiplying  $\hat{\mathbf{F}}^T$  to both sides, Eqn. (4.4) simplifies to

$$\mathbf{0} = \bar{\Psi}_1 \mathbf{I} + \bar{\Psi}_2 \hat{\mathbf{B}}^{-1} + \bar{\Psi}_7 \boldsymbol{\tau}_1 + \bar{\Psi}_8 \left( \boldsymbol{\tau}_1 \hat{\mathbf{B}}^{-1} + \hat{\mathbf{B}}^{-1} \boldsymbol{\tau}_1 \right) + \bar{\Psi}_9 \boldsymbol{\tau}_1^2 + \bar{\Psi}_{10} \left( \boldsymbol{\tau}_1^2 \hat{\mathbf{B}}^{-1} + \hat{\mathbf{B}}^{-1} \boldsymbol{\tau}_1^2 \right) - \bar{p} \hat{\mathbf{B}}. \quad (4.5)$$

As shown in Figure 1 (bottom), at this point we select  $\mathfrak{R}_0$  as the *stress-free reference* and  $\mathfrak{R}_1$  as the *current* configuration. In this case,  $\hat{\mathbf{F}}$ ,  $\hat{\mathbf{B}}$ , and  $\boldsymbol{\tau}_1$ , respectively, present the deformation gradient, the left Cauchy-Green stretch, and the Cauchy stress in the current configuration  $\mathfrak{R}_1$ .

It is interesting to note that Equation (4.5) represents the constitutive relation for the stress-free reference  $\mathfrak{R}_0$ . It correlates the Cauchy stress ( $\boldsymbol{\tau}_1$ ) with the left Cauchy stretch ( $\hat{\mathbf{B}}$ ). This general constitutive relation (4.5) is implicit in nature and is equivalent to and closely resembles the standard form of the implicit constitutive relation [9, 10, 13, 40].

The constitutive relation (4.5) clearly demonstrates that the stress-free reference  $\mathfrak{R}_0$  exhibits isotropy. **We establish the universal relations for these general implicit elastic materials in Appendix A, which can further simplify (4.5) for some cases. Rajagopal**



and Wineman [17] formulated the universal relation for another class of implicit elasticity. From the universal relations presented in Appendix A, we have

$$\hat{\mathbf{B}}^{-1} \boldsymbol{\tau}_1 = \boldsymbol{\tau}_1 \hat{\mathbf{B}}^{-1}, \quad \hat{\mathbf{B}}^{-1} \boldsymbol{\tau}_1^2 = \boldsymbol{\tau}_1^2 \hat{\mathbf{B}}^{-1}. \quad (4.6)$$

which can express (4.5) as

$$\mathbf{0} = (\bar{\Psi}_1 \mathbf{I} + \bar{\Psi}_7 \boldsymbol{\tau}_1 + \bar{\Psi}_9 \boldsymbol{\tau}_1^2) \mathbf{I} - \bar{p} \hat{\mathbf{B}} + (\bar{\Psi}_2 \mathbf{I} + 2\bar{\Psi}_8 \boldsymbol{\tau}_1 + 2\bar{\Psi}_{10} \boldsymbol{\tau}_1^2) \hat{\mathbf{B}}^{-1}, \quad \text{or} \quad (4.7)$$

$$\mathbf{0} = \left( \bar{\Psi}_1 \mathbf{I} - \bar{p} \hat{\mathbf{B}} + \bar{\Psi}_2 \hat{\mathbf{B}}^{-1} \right) \mathbf{I} + \left( \bar{\Psi}_7 \mathbf{I} + 2\bar{\Psi}_8 \hat{\mathbf{B}}^{-1} \right) \boldsymbol{\tau}_1 + \left( 2\bar{\Psi}_{10} \mathbf{I} + \bar{\Psi}_9 \hat{\mathbf{B}} \right) \boldsymbol{\tau}_1^2 \quad (4.8)$$

It is noted that when  $\bar{\Psi}_i(\mathbf{X}_1)$  are independent of  $\boldsymbol{\tau}_1$  or  $\hat{\mathbf{F}}_1$ , we have

$$\bar{\Psi}_i(\mathbf{X}_1) = \bar{\Psi}_i(\mathbf{X}_1) = \Psi_{i_0}(\mathbf{X}_1). \quad (4.9)$$

(Also see Eqn. 2.3.)

Equations (4.5, 4.7, 4.8) represent the general implicit relation between the Cauchy stress  $\boldsymbol{\tau}_1$  and the left Cauchy stretch  $\hat{\mathbf{B}}$  for the stress-free reference  $\mathfrak{R}_0$ . We also determine two special explicit forms of this constitutive relation for  $\mathfrak{R}_0$  in Section 4 A 2 and Section 4 A 3, respectively.

## 2. Special case-I

For the special case

$$\bar{\Psi}_1 = p_0, \quad \bar{\Psi}_2 = \bar{\Psi}_8 = \bar{\Psi}_9 = \bar{\Psi}_{10} = 0, \quad \bar{\Psi}_7 = 1, \quad (4.10)$$

the implicit constitutive relation (4.7) for the stress-free reference  $\mathfrak{R}_0$  reduces to the following explicit form:

$$\boldsymbol{\tau}_1 = \bar{p} \hat{\mathbf{B}} - \bar{\psi}_1 \mathbf{I} = \bar{p} \hat{\mathbf{B}} - p_0 \mathbf{I}. \quad (4.11)$$

The parameter  $\bar{\Psi}_1 = p_0$  functions as the Lagrange multiplier for incompressibility during this change of reference. Inverting (4.11), we determine the initial strain  $\hat{\mathbf{B}}$  in  $\mathfrak{R}_1$  as

$$\hat{\mathbf{B}} = \frac{1}{\bar{p}} \boldsymbol{\tau}_1 + \frac{p_0}{\bar{p}} \mathbf{I}. \quad (4.12)$$

The parameter  $\bar{p}$  is determined by setting the determinant of both the sides of (4.12) equal to unity (due to incompressibility) to obtain

$$\bar{p} = \sqrt[3]{\det [\boldsymbol{\tau}_1 + \bar{\Psi}_1 \mathbf{I}]}.$$
 (4.13)

The constitutive relation (4.11) is applicable when  $\mathfrak{R}_0$  is chosen as the reference and  $\mathfrak{R}_1$  as the current. Extending (4.11), the general constitutive relation for the *stress-free reference*  $\mathfrak{R}_0$  and a current configuration  $\mathfrak{C}_1$  (see Figure 4) is obtained as

$$\boldsymbol{\sigma} = \bar{p} \mathbf{B}_{tot} - p \mathbf{I}.$$
 (4.14)

where  $\mathbf{B}_{tot} = \mathbf{F}_{tot} \mathbf{F}_{tot}^T$ ,  $\mathbf{F}_{tot}$  maps any vector from  $\mathfrak{R}_0$  to a current configuration  $\mathfrak{C}_1$ . At this stage a new deformation gradient  $\mathbf{F}_{tot}$  and a new current configuration  $\mathfrak{C}_1$  (Figure 4) are introduced. Once the response of the stress-free reference is found, the reference  $\mathfrak{R}_1$  is no longer required to further change the reference. We use the constitutive relation (4.14) for  $\mathfrak{R}_0$  to identify the response of an arbitrary initial stressed reference  $\mathfrak{R}$  (in Section 4 B 2).

### 3. Special case-II

Here we consider the special case

$$\bar{\Psi}_2 = p_0, \quad \bar{\Psi}_1 = \bar{\Psi}_7 = \bar{\Psi}_9 = \bar{\Psi}_{10} = 0, \quad \bar{\Psi}_8 = \frac{1}{2},$$
 (4.15)

for which the constitutive relation (4.5)

$$\mathbf{0} = \bar{\Psi}_2 \hat{\mathbf{B}}^{-1} + \bar{\Psi}_8 \left( \boldsymbol{\tau}_1 \hat{\mathbf{B}}^{-1} + \hat{\mathbf{B}}^{-1} \boldsymbol{\tau}_1 \right) - \bar{p} \hat{\mathbf{B}}.$$
 (4.16)

is simplified into

$$\boldsymbol{\tau}_1 = \frac{\bar{p}}{2\bar{\Psi}_8} \hat{\mathbf{B}}^2 - \frac{\bar{\Psi}_2}{2\bar{\Psi}_8} \mathbf{I},$$
 (4.17)

through a few intermediate steps and **universal relations** (Appendix A). In the constitutive relation (4.17),  $\frac{\bar{\Psi}_2}{2\bar{\Psi}_8}$  functions as the Lagrange multiplier, with  $\mathfrak{R}_0$  representing the reference state and  $\mathfrak{R}_1$  referring to the current state. The initial strain in  $\mathfrak{R}_1$  is evaluated from (4.17) as

$$\hat{\mathbf{B}} = \sqrt{\left( \frac{2\bar{\Psi}_8}{\bar{p}} \boldsymbol{\tau}_1 + \frac{\bar{\Psi}_2}{\bar{p}} \mathbf{I} \right)},$$
 (4.18)

and  $\bar{p}$  can be determined as

$$\bar{p} = \sqrt[3]{\det [2\bar{\Psi}_8 \boldsymbol{\tau}_1 + \bar{\Psi}_2 \mathbf{I}]}.$$
 (4.19)

using the incompressibility condition  $\det \hat{\mathbf{B}} = 1$ .

By extending the constitutive relation (4.17) for the *stress-free reference*  $\mathfrak{R}_0$ , the Cauchy stress  $\boldsymbol{\sigma}$  in the current  $\mathfrak{C}_1$  (illustrated in Figure 4), is expressed as follows,

$$\boldsymbol{\sigma} = \frac{\bar{p}}{2\bar{\Psi}_8} \mathbf{B}_{tot}^2 - p\mathbf{I}, \quad (4.20)$$

where  $\mathbf{B}_{tot} = \mathbf{F}_{tot} \mathbf{F}_{tot}^T$  (refer to Figure 4). We use the relations developed in this section to determine the response of the initially stressed reference  $\mathfrak{R}$  in Section 4 B 3

## B. The response of any arbitrarily stressed reference $\mathfrak{R}$

In this section, our goal is to determine the response of any arbitrarily stressed reference  $\mathfrak{R}$  with initial stress  $\boldsymbol{\tau}$ . Consequently, several constitutive relations and methodologies established in Sections 4 A 1, 4 A 2, and 4 A 3 are used and further developed in Sections 4 B 1, 4 B 2, and 4 B 3, respectively.

### 1. An implicit constitutive relation for the stressed reference $\mathfrak{R}$

In contrast with the approach of Section 4 A 1, here we consider that the current configuration  $\mathfrak{C}$  is not stress-free. Instead, the Cauchy stress in  $\mathfrak{C}$  is given by  $\boldsymbol{\tau}$ , indicating that  $\mathfrak{C} \equiv \mathfrak{R}$ . The configurations are illustrated schematically in Fig. 3 (top). By selecting (2.2) as the constitutive relation for reference  $\mathfrak{R}_1$ , it follows that the Cauchy stress in  $\mathfrak{R}$  is given by

$$\begin{aligned} \boldsymbol{\tau} = & \bar{\Psi}_1 \mathbf{B}_1 + \bar{\Psi}_2 \mathbf{B}_1^2 + \bar{\Psi}_7 \mathbf{F}_1 \boldsymbol{\tau}_1 \mathbf{F}_1^T + \bar{\Psi}_8 \left( \mathbf{F}_1 \boldsymbol{\tau}_1 \mathbf{F}_1^T \mathbf{B}_1 + \mathbf{B}_1 \mathbf{F}_1 \boldsymbol{\tau}_1 \mathbf{F}_1^T \right) \\ & + \bar{\Psi}_9 \mathbf{F}_1 \boldsymbol{\tau}_1^2 \mathbf{F}_1^T + \bar{\Psi}_{10} \left( \mathbf{F}_1 \boldsymbol{\tau}_1^2 \mathbf{F}_1^T \mathbf{B}_1 + \mathbf{B}_1 \mathbf{F}_1 \boldsymbol{\tau}_1^2 \mathbf{F}_1^T \right) - p\mathbf{I}. \end{aligned} \quad (4.21)$$

As illustrated in Figure 3 (bottom), we will now regard  $\mathfrak{R}$  as the initially stressed reference and  $\mathfrak{R}_1$  as the current state, where the Cauchy stress is denoted as  $\boldsymbol{\tau}_1$ , and we will establish the constitutive relation. In this section, the deformation gradient from  $\mathfrak{R}$  to  $\mathfrak{R}_1$  is represented by  $\mathbf{F}$ . We substitute  $\mathbf{F}_1 = \mathbf{F}^{-1}$  and  $\mathbf{B}_1 = \mathbf{C}^{-1}$  into Eqn. (4.21), then pre-multiply the resulting equation by  $\mathbf{F}$  and post-multiply it by  $\mathbf{F}^T$ , to obtain

$$0 = \bar{\Psi}_1 \mathbf{I} + \bar{\Psi}_2 \mathbf{B}^{-1} + \bar{\Psi}_7 \boldsymbol{\tau}_1 + \bar{\Psi}_8 \left( \boldsymbol{\tau}_1 \mathbf{B}^{-1} + \mathbf{B}^{-1} \boldsymbol{\tau}_1 \right) + \bar{\Psi}_9 \boldsymbol{\tau}_1^2 + \bar{\Psi}_{10} \left( \boldsymbol{\tau}_1^2 \mathbf{B}^{-1} + \mathbf{B}^{-1} \boldsymbol{\tau}_1^2 \right) - \mathbf{F} \boldsymbol{\tau} \mathbf{F}^T - \bar{p} \mathbf{B}. \quad (4.22)$$

Eqn. (4.22) represents the implicit constitutive relation for the arbitrary stressed reference  $\mathfrak{R}$  (with initial stress  $\boldsymbol{\tau}$ ), with  $\mathfrak{R}_1$  as the current configuration (with Cauchy stress  $\boldsymbol{\tau}_1$ ).

Mukherjee [37] has developed an implicit elastic framework for materials that are initially stressed. The present constitutive relation Eqn. (4.22) belongs to the general form presented in Eqn. (2.2) of [37]. However, Mukherjee [37] has not developed any constitutive relation of the present form by changing the reference configuration.

Sections 4 A 2 and 4 A 3 present the explicit response for the stress-free reference  $\mathfrak{R}_0$ . Next, we use these to determine the

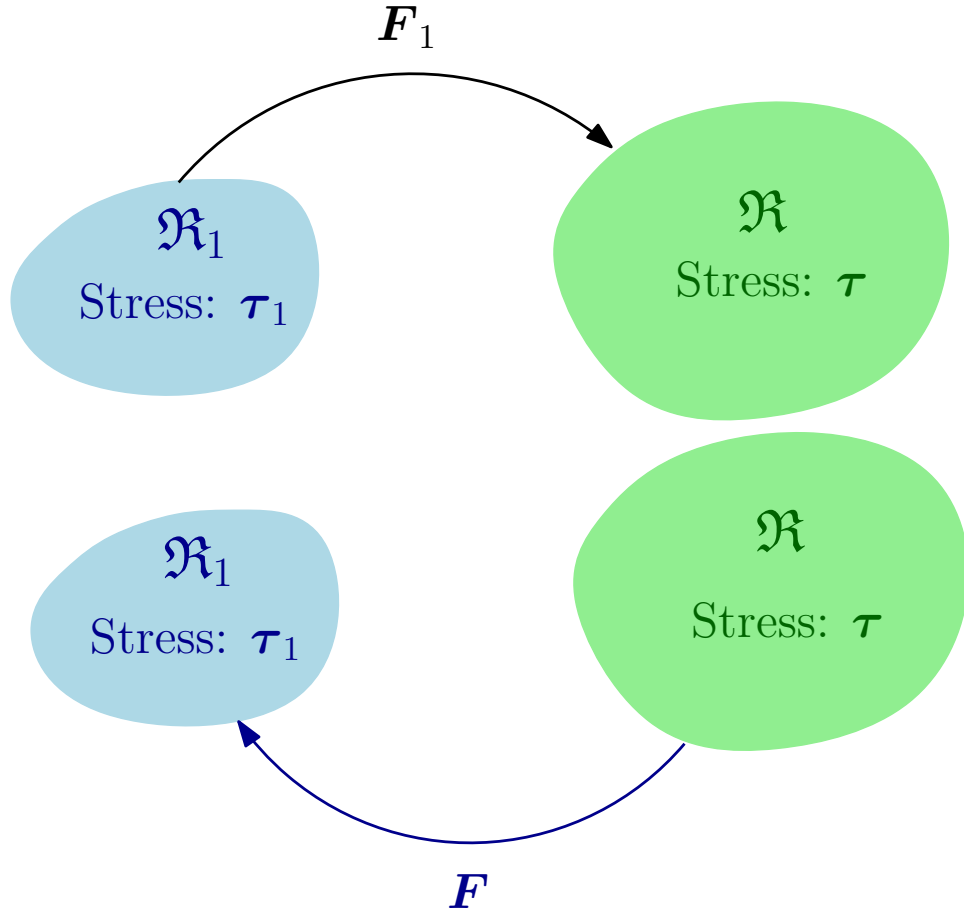


FIG. 3. The strategy for addressing the solution in Section 4B1. Top: we select  $\mathfrak{R}_1$  as the reference, and  $\mathfrak{R}$  as the current, where the deformation gradient is  $F_1$ . Bottom:  $\mathfrak{R}$  is chosen as the reference and  $\mathfrak{R}_1$  as the current, with deformation gradient  $F = F_1^{-1}$ . The constitutive relation (2.2) is known for the case at the Top and determined for the case at the Bottom.

constitutive relation of  $\mathfrak{R}$ , extending the method of Johnson, Hoger [1, 2], and Saravanan [3, 42]. The configuration  $\mathfrak{R}_1$  is no longer required for this purpose. A new current configuration,  $\mathfrak{C}_1$ , is introduced in Figure 4.

## 2. A Green elastic constitutive relation for the stressed reference $\mathfrak{R}$

In this section, we derive the constitutive relation for the initially stressed reference  $\mathfrak{R}$ , provided that the stress-free configuration  $\mathfrak{R}_0$  is governed by the constitutive relation (4.14) (Section 4A2).

Figure 4 describes the stress-free configuration  $\mathfrak{R}_0$ , initially stressed reference  $\mathfrak{R}$ , and the current configuration  $\mathfrak{C}_1$ . The deformation gradient from  $\mathfrak{R}_0 \rightarrow \mathfrak{R}$  is  $\tilde{F}$ , from  $\mathfrak{R} \rightarrow \mathfrak{C}_1$  is  $F$ , and from  $\mathfrak{R}_0 \rightarrow \mathfrak{C}_1$  is given by  $F_{tot} = F\tilde{F}$ . The Cauchy stress in configuration  $\mathfrak{R}$  is denoted as  $\tau$ , while in configuration  $\mathfrak{C}_1$ , it is represented by  $\sigma$ .

Applying the constitutive relation (4.14) for the reference  $\mathfrak{R}_0$ , the current configuration is chosen respectively as  $\mathfrak{R}$  and  $\mathfrak{C}_1$ , we

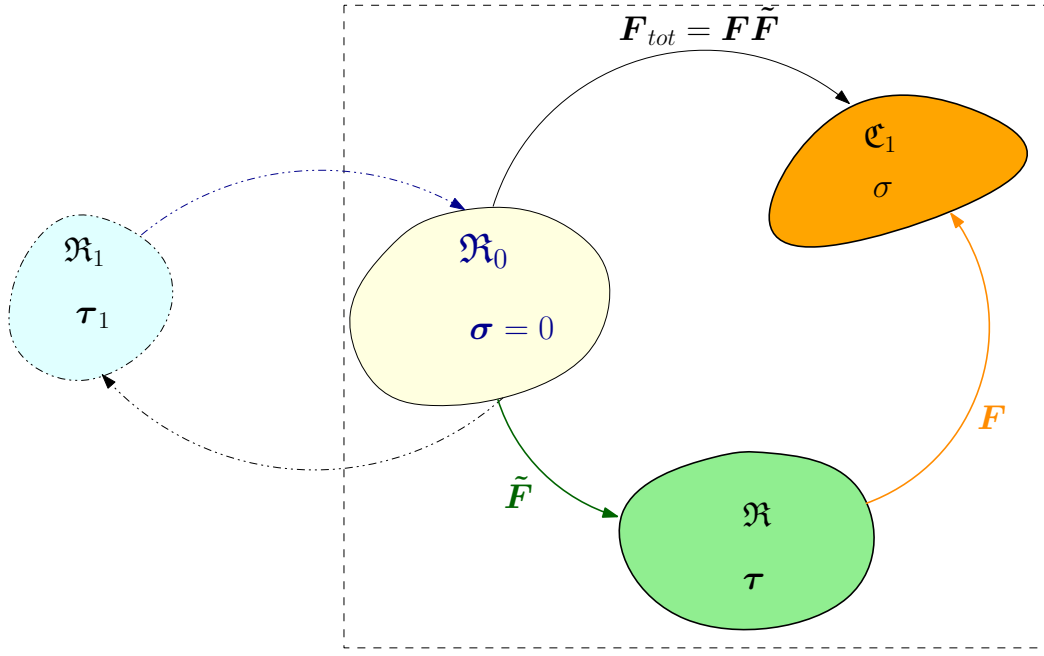


FIG. 4. Using the response of stress-free reference  $\mathfrak{R}_0$ , calculated in Section 4A2 and 4A3, we obtain the constitutive relation for an arbitrarily stressed reference  $\mathfrak{R}$  (Section 4B2 and 4B3). The configuration  $R_1$  is not used in here any more. Note the multiplicative decomposition of the deformation gradient  $F_0 = \tilde{F}F$ .

obtain

$$\tau = \bar{p}\tilde{B} - \bar{p}I, \quad (4.23)$$

$$\sigma = \bar{p}F_{tot}F_{tot}^T - pI = \bar{p}F\tilde{B}F^T - pI, \quad (4.24)$$

where the multiplicative decomposition  $F_{tot} = F\tilde{F}$  is used. Eqn. (4.23) can also be alternatively expressed as

$$\bar{p}\tilde{B} = \tau + \bar{p}I. \quad (4.25)$$

Eqn. (4.25) is substituted into Eqn. (4.24) to obtain

$$\sigma = F\tau F^T + \bar{p}B - pI. \quad (4.26)$$

The constitutive relation (4.26) depends on the the initial stress  $\tau$  in the reference  $\mathfrak{R}$ , and on the deformation gradient  $F$  from  $\mathfrak{R}$  to  $\mathfrak{C}_1$ . Thus, it denotes the constitutive relation for the arbitrarily stressed reference  $\mathfrak{R}$ . The unknown parameter  $\bar{p}$  is determined in terms of  $\tau$  as follows. Calculating the determinant on both the sides of (4.25) and substituting the incompressibility condition  $\det\tilde{B} = 1$ , we obtain

$$\bar{p}^3 = \det(\tau + \bar{p}I), \quad (4.27)$$

which can be solved for  $\tilde{p}$ , once  $\bar{p}$  is obtained from Equation (4.12).

### 3. A different Green elastic constitutive relation for the stressed reference $\mathfrak{R}$ .

When the stress-free reference  $\mathfrak{R}_0$  abides by the constitutive relation Eqn. (4.20) (Section 4 A 3), we determine the response of the reference  $\mathfrak{R}$  with initial stress  $\tau$  (Figure 4). Substituting  $F_{tot} = F\tilde{F}$  into Eqn. (4.20) with simplifications, we obtain

$$\sigma = \frac{\bar{p}}{2\bar{\Psi}_8} F \tilde{B} C \tilde{B} \tilde{F}^T - pI. \quad (4.28)$$

On the other hand, using  $\mathfrak{R}_0$  as the reference and  $\mathfrak{R}$  as the current (see Figure 4), we have

$$\tau = \frac{\bar{p}}{2\bar{\Psi}_8} \tilde{B}^2 - \bar{p}I, \quad (4.29)$$

where  $\bar{p}$  is the Lagrange multiplier for the configuration  $\mathfrak{R}$ .

Eqn. (4.29) can be inverted as

$$\tilde{B} = \sqrt{\left( \frac{2\bar{\Psi}_8}{\bar{p}} \tau + \frac{2\bar{\Psi}_8 \bar{p}}{\bar{p}} I \right)} \quad (4.30)$$

We can substitute Eqn. (4.30) into Eqn. (4.29) to represent Cauchy stress from an arbitrary stressed reference  $\mathfrak{R}$ . The Lagrange multiplier  $\bar{p}$  is evaluated by applying the incompressibility condition  $\det \tilde{B} = 1$  into Eqn. (4.30), after calculating  $\bar{p}$  from Eqn. (4.19).

This section observes that the general constitutive relation for the stress-free reference  $\mathfrak{R}_0$  or another initially stressed reference  $\mathfrak{R}$  can be implicit. This demonstrates the significance and generality of the implicit elasticity [9, 10, 13, 43]. For two specific cases, the explicit constitutive relations are also determined.

## 5. The third approach of changing the reference configuration

The method outlined in Section 4 provides a general framework for changing the reference configuration from one initially stressed state to another. The first approach (Section 3), on the other hand, is direct and straightforward. Section 5 A demonstrates the challenges associated with extending this approach of Section 3 to more intricate cases. Subsequently, in Section 5 B, we extend and generalize this approach to develop more general constitutive relations for the stressed reference  $\mathfrak{R}$ .

### A. Some challenge in generalizing the first approach

We applied the approach of Section 3 when the reference  $\mathfrak{R}_1$  is governed by the constitutive relation Eqn. (3.2). When the constitutive relation of reference  $\mathfrak{R}_1$  is expressed in a more general and intricate form shown in Eqn. (2.2), the Cauchy stresses

in the configurations  $\mathfrak{C}$  and  $\mathfrak{R}$  (Figure 2) are determined as

$$\begin{aligned} \boldsymbol{\sigma} = & \Psi_1 \mathbf{B}_0 + \Psi_2 \mathbf{B}_0^2 + \Psi_7 \mathbf{F}_0 \boldsymbol{\tau}_1 \mathbf{F}_0^T + \Psi_8 \left( \mathbf{F}_0 \boldsymbol{\tau}_1 \mathbf{F}_0^T \mathbf{B}_0 + \mathbf{B}_0 \mathbf{F}_0 \boldsymbol{\tau}_1 \mathbf{F}_0^T \right) \\ & + \Psi_9 \mathbf{F}_0 \boldsymbol{\tau}_1^2 \mathbf{F}_0^T + \Psi_{10} \left( \mathbf{F}_0 \boldsymbol{\tau}_1^2 \mathbf{F}_0^T \mathbf{B}_0 + \mathbf{B}_0 \mathbf{F}_0 \boldsymbol{\tau}_1^2 \mathbf{F}_0^T \right) - p \mathbf{I}, \end{aligned} \quad (5.1)$$

$$\begin{aligned} \boldsymbol{\tau} = & \Psi_1 \mathbf{B}_1 + \Psi_2 \mathbf{B}_1^2 + \Psi_7 \mathbf{F}_1 \boldsymbol{\tau}_1 \mathbf{F}_1^T + \Psi_8 \left( \mathbf{F}_1 \boldsymbol{\tau}_1 \mathbf{F}_1^T \mathbf{B}_1 + \mathbf{B}_1 \mathbf{F}_1 \boldsymbol{\tau}_1 \mathbf{F}_1^T \right) \\ & + \Psi_9 \mathbf{F}_1 \boldsymbol{\tau}_1^2 \mathbf{F}_1^T + \Psi_{10} \left( \mathbf{F}_1 \boldsymbol{\tau}_1^2 \mathbf{F}_1^T \mathbf{B}_1 + \mathbf{B}_1 \mathbf{F}_1 \boldsymbol{\tau}_1^2 \mathbf{F}_1^T \right) - p_1 \mathbf{I}, \end{aligned} \quad (5.2)$$

Eqns. (5.1) and (5.2) represent the generalized forms of Eqns. (3.2) and (3.3), respectively. By further substituting the multiplicative decompositions:  $\mathbf{F}_0 = \mathbf{F} \mathbf{F}_1$ ,  $\mathbf{B}_0 = \mathbf{F} \mathbf{B}_1 \mathbf{F}^T$ , and  $\mathbf{B}_0^2 = \mathbf{F} \mathbf{B}_1 \mathbf{C} \mathbf{B}_1 \mathbf{F}^T$  into Eqn. (5.1), we obtain

$$\begin{aligned} \boldsymbol{\sigma} = & \Psi_1 \mathbf{F} \mathbf{B}_1 \mathbf{F}^T + \Psi_2 \mathbf{F} \mathbf{B}_1 \mathbf{C} \mathbf{B}_1 \mathbf{F}^T + \Psi_7 \mathbf{F} \mathbf{F}_1 \boldsymbol{\tau}_1 \mathbf{F}_1^T \mathbf{F}^T \\ & + \Psi_8 \left( \mathbf{F} \mathbf{F}_1 \boldsymbol{\tau}_1 \mathbf{F}_1^T \mathbf{C} \mathbf{B}_1 \mathbf{F}^T + \mathbf{F} \mathbf{B}_1 \mathbf{C} \mathbf{F}_1 \boldsymbol{\tau}_1 \mathbf{F}_1^T \mathbf{F} \right) + \Psi_9 \mathbf{F} \mathbf{F}_1 \boldsymbol{\tau}_1^2 \mathbf{F}_1^T \mathbf{F}^T \\ & + \Psi_{10} \left( \mathbf{F} \mathbf{F}_1 \boldsymbol{\tau}_1^2 \mathbf{F}_1^T \mathbf{C} \mathbf{B}_1 \mathbf{F}^T + \mathbf{F} \mathbf{B}_1 \mathbf{C} \mathbf{F}_1 \boldsymbol{\tau}_1^2 \mathbf{F}_1^T \mathbf{F} \right) - p \mathbf{I}, \end{aligned} \quad (5.3)$$

which generalizes Eqn. (3.4). To represent stress  $\boldsymbol{\sigma}$  from reference  $\mathfrak{R}$ , it is necessary to express  $\boldsymbol{\sigma}$  exclusively as a function of  $\mathbf{F}$  and  $\boldsymbol{\tau}$  (see Figure 2). However, it is difficult to use (5.2) for directly eliminating the initial strain dependent terms  $\mathbf{B}_1$ ,  $\mathbf{F}_1 \boldsymbol{\tau}_1 \mathbf{F}_1^T$ , and  $\mathbf{F}_1 \boldsymbol{\tau}_1^2 \mathbf{F}_1^T$  from Eqn. (5.3).

It is also difficult to evaluate  $\mathbf{F}_1$  by inverting Eqn. (5.2), as  $\mathbf{F}_1$  has 9 independent components, while Eqn. (5.2) provides 6 simultaneous equations in three dimensions. The three additional components arise from the non-unique rotation part of  $\mathbf{F}_1$ . In Section 5B, we present a method that involves only the six unknown initial strain components determined from a set of 6 equations, thereby eliminating initial strain.

## B. Generalizing the first approach

To avoid the above challenges associated with the non-unique rotation part of  $\mathbf{F}_1$  (Section 5A), we introduce an *imaginary* stressed reference  $\mathfrak{R}'_1$  which ensures that there are only 6 unknown components of the deformation gradient  $\mathbf{F}_1$ , eliminating the non-unique rotation.

This approach can be effectively visualized (see Figure 5) by diagonalizing  $\boldsymbol{\tau}$  and  $\boldsymbol{\tau}_1$  as follows:

$$\boldsymbol{\tau}_1 = \sum_i \tau_{1_i} \mathbf{E}_{1_i} \otimes \mathbf{E}_{1_i} \qquad \boldsymbol{\tau} = \sum_i \tau_i \mathbf{E}_i \otimes \mathbf{E}_i, \quad (5.4)$$

where  $\mathbf{E}_{1_i}$ ,  $\mathbf{E}_i$  represent the eigenvectors, while  $\tau_{1_i}$ ,  $\tau_i$  are the eigenvalues of the initial stress  $\boldsymbol{\tau}_1$  and  $\boldsymbol{\tau}$  respectively.

An *imaginary* stressed reference  $\mathfrak{R}'_1$  is constructed (Figure 5) that is subject to an initial stress

$$\boldsymbol{\tau}'_1 = \sum_i \tau_{1_i} \mathbf{E}_i \otimes \mathbf{E}_i. \quad (5.5)$$

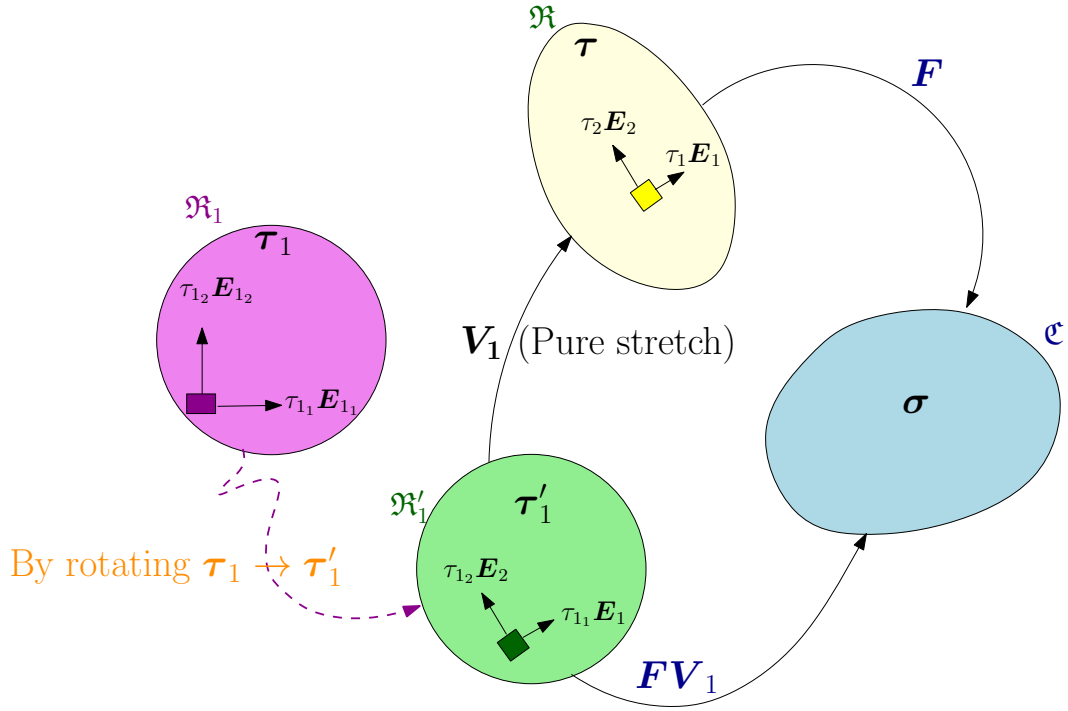


FIG. 5. The general approach of Section 5. The initial stress  $\tau_1$  in  $\mathfrak{R}_1$  is transformed to  $\tau'_1 = Q\tau_1Q^T$  resulting in an imaginary stressed configuration  $\mathfrak{R}'_1$ , such that the stress  $\tau'_1$  becomes coaxial with  $\tau$  in  $\mathfrak{R}$ . Due to this co-axiality and given that the stress-free material is isotropic, the deformation from  $\mathfrak{R}'_1$  to  $\mathfrak{R}$  must be a pure stretch  $V_1$ , coaxial with both  $\tau'_1$  and  $\tau$ . This pure stretch has six independent components determined by inverting the associated constitutive relation. Since  $\mathfrak{R}'_1$  represents an imaginary configuration that cannot and need not be physically accessed, the stress-field  $\tau'_1$  is not required to be self-balancing. Only the kinematic relations and the constitutive relation are required in the present context.

The principal directions of  $\tau'_1$  align with the eigenvectors of  $\tau$  and the principal values are identical to the eigenvalues of  $\tau_1$ . It is important to note that  $\mathfrak{R}'_1$  is an *imaginary* configuration, which is used only to determine the constitutive relation for  $\mathfrak{R}$ . The stress field  $\tau'$  need not be self-balancing since this field is *not* assigned to any real reference configuration.

Since the initial stress  $\tau'_1$  (in  $\mathfrak{R}'_1$ ) and the Cauchy stress  $\tau$  (in  $\mathfrak{R}$ ) are co-axial, and there is no source of anisotropy other than residual stress, the deformation from  $\mathfrak{R}'_1$  to  $\mathfrak{R}$  must be a *pure stretch*  $V_1$ , expressed as follows:

$$V_1 = \lambda_1^2 E_i \otimes E_i, \quad (5.6)$$

which is coaxial with both  $\tau$  and  $\tau'_1$ .

The stress  $\tau'_1$  is obtained by the following orthogonal transformation of  $\tau_1$ ,

$$\tau'_1 = Q\tau_1Q^T \text{ where } Q = \sum_i E_i \otimes E_{1_i}. \quad (5.7)$$

Since the stress-free reference is isotropic, a mere rotation of the initial stress will *not* alter the response of the stressed reference



(see Eqn. (3.10) and the discussions that followed). Consequently, the response of the imaginary reference  $\mathfrak{R}'_1$  will also be determined by the constitutive relation given in Eqn. (2.2) (equivalently, Eqns. (5.2) and (5.3)) of the reference  $\mathfrak{R}_1$ .

Selecting  $\mathfrak{R}'_1$  as the reference, we replace  $\boldsymbol{\tau}_1$  with  $\boldsymbol{\tau}'_1$ , and  $\boldsymbol{F}_1$  with  $\boldsymbol{V}_1$ , in Eqns. (5.2) and (5.3), substitute  $\boldsymbol{V}_1^2 = \boldsymbol{B}_1$ , and apply the coaxiality of  $\boldsymbol{V}_1$  and  $\boldsymbol{\tau}'_1$ , to calculate the Cauchy stresses in configurations  $\mathfrak{R}$  and  $\mathfrak{C}$  as follows,

$$\boldsymbol{\tau} = -p_1 \boldsymbol{I} + \boldsymbol{B}_1 (\Psi_1 \boldsymbol{I} + \Psi_7 \boldsymbol{\tau}'_1 + \Psi_9 \boldsymbol{\tau}'_1{}^2) + \boldsymbol{B}_1^2 (\Psi_2 \boldsymbol{I} + 2\Psi_8 \boldsymbol{\tau}'_1 + 2\Psi_{10} \boldsymbol{\tau}'_1{}^2). \quad (5.8)$$

$$\begin{aligned} \boldsymbol{\sigma} = & \Psi_1 \boldsymbol{F} \boldsymbol{B}_1 \boldsymbol{F}^T + \Psi_2 \boldsymbol{F} \boldsymbol{B}_1 \boldsymbol{C} \boldsymbol{B}_1 \boldsymbol{F}^T + \Psi_7 \boldsymbol{F} \boldsymbol{\tau}'_1 \boldsymbol{B}_1 \boldsymbol{F}^T + \Psi_8 \boldsymbol{F} (\boldsymbol{\tau}'_1 \boldsymbol{B}_1 \boldsymbol{C} \boldsymbol{B}_1 + \boldsymbol{B}_1 \boldsymbol{C} \boldsymbol{B}_1 \boldsymbol{\tau}'_1) \boldsymbol{F}^T \\ & + \Psi_9 \boldsymbol{F} \boldsymbol{\tau}'_1{}^2 \boldsymbol{B}_1 \boldsymbol{F}^T + \Psi_{10} \boldsymbol{F} (\boldsymbol{\tau}'_1{}^2 \boldsymbol{B}_1 \boldsymbol{C} \boldsymbol{B}_1 + \boldsymbol{B}_1 \boldsymbol{C} \boldsymbol{B}_1 \boldsymbol{\tau}'_1{}^2) \boldsymbol{F}^T - p \boldsymbol{I}, \end{aligned} \quad (5.9)$$

Note here that  $\boldsymbol{B}_1$  is the only unknown tensor in (5.8) and (5.9), which must be eliminated.

In three dimensions,  $\boldsymbol{B}_1$  has 6 components, and Eqn. (5.8) presents a set of *exactly* 6 equations. Hence,  $\boldsymbol{B}_1$  can be evaluated by inverting Eqn. (5.8) (by extending the approach of [2, 3, 44]) which should be substituted into Eqn. (5.9) to eliminate initial strain-dependent terms. We provide an example as follows.

For  $\Psi_1 = p_0$ ,  $\Psi_2 = \Psi_8 = \Psi_9 = \Psi_{10} = 0$ ,  $\Psi_7 = 1$ , Eqns. (5.8) and (5.9) assume the form

$$\boldsymbol{\tau} = -p_1 \boldsymbol{I} + \boldsymbol{B}_1 (p_0 \boldsymbol{I} + \boldsymbol{\tau}'_1), \quad (5.10)$$

$$\boldsymbol{\sigma} = \boldsymbol{F} (p_0 \boldsymbol{I} + \boldsymbol{\tau}'_1) \boldsymbol{B}_1 \boldsymbol{F}^T - p \boldsymbol{I}. \quad (5.11)$$

We can invert Eqn. (5.10) to determine

$$\boldsymbol{B}_1 = (p_0 \boldsymbol{I} + \boldsymbol{\tau}'_1)^{-1} (p_1 \boldsymbol{I} + \boldsymbol{\tau}), \quad (5.12)$$

which is substituted into Eqn. (5.11) to obtain the constitutive relation

$$\boldsymbol{\sigma} = \boldsymbol{F} (p_1 \boldsymbol{I} + \boldsymbol{\tau}) \boldsymbol{F}^T - p \boldsymbol{I} \quad (5.13)$$

for the stressed reference  $\mathfrak{R}$ .

The present approach is suitable to determine the constitutive relation of  $\mathfrak{R}$  considering more general responses for the reference  $\mathfrak{R}'_1$ . To this end, we need to invert (5.8), employing an expression for  $\boldsymbol{\tau}^2$  in the form

$$\boldsymbol{\tau}^2 = \alpha_0 \boldsymbol{I} + \alpha_1 \boldsymbol{B} + \alpha_2 \boldsymbol{B}^2, \quad (5.14)$$

using the Cayley-Hamilton theorem. The approach outlined in [1, 3, 44] can be extended for the present scenario.

## 6. Dependency and independence of the functional form of constitutive relation on the reference

There has been some debates on whether or not the functional form of the constitutive relation depends on the choice of reference [45, 46]. The major interest of this paper is not to address this question, but to develop approaches of changing reference configuration. In this section, however, we briefly show that the present constitutive frameworks satisfy all existing theories in this regard.

So far, we have not described the Cauchy stress  $\boldsymbol{\sigma}$  as a function  $\boldsymbol{\sigma}(\cdot, \cdot)$  or  $\boldsymbol{\sigma}_1(\cdot, \cdot)$ . We now present the constitutive relation Eqn. (3.2) as described by the function

$$\boldsymbol{\sigma}_1(\boldsymbol{\tau}_1, \mathbf{F}_0) = \Psi_1 \mathbf{F}_0 \mathbf{F}_0^T + \mathbf{F}_0 \boldsymbol{\tau}_1 \mathbf{F}_0^T - p \mathbf{I}, \quad (6.1)$$

where  $\mathbf{F}_0 = \mathbf{F} \mathbf{F}_1$ . Similarly, we represent the relation Eqn. (3.7) using the function

$$\boldsymbol{\sigma}(\boldsymbol{\tau}, \mathbf{F}) = p_1 \mathbf{F} \mathbf{F}^T + \mathbf{F} \boldsymbol{\tau} \mathbf{F}^T - p \mathbf{I}. \quad (6.2)$$

Each of the parameters in the above expressions may spatially vary. Since both (3.2) and (3.7) represent the Cauchy stress in the configuration  $\mathfrak{C}$ , it appears that

$$\boldsymbol{\sigma}_1(\boldsymbol{\tau}_1, \mathbf{F}_0) = \boldsymbol{\sigma}(\boldsymbol{\tau}, \mathbf{F}), \quad \text{where } \mathbf{F}_0 = \mathbf{F} \tilde{\mathbf{F}}. \quad (6.3)$$

On the other hand, from Eqn. (3.10), we have  $p_1 = \Psi_1$  for  $\boldsymbol{\tau} = \boldsymbol{\tau}_1$ . Substituting the above into Eqn. (6.2), we obtain

$$\boldsymbol{\sigma}(\boldsymbol{\tau}_1, \mathbf{F}_0) = \Psi_1 \mathbf{F}_0 \mathbf{F}_0^T + \mathbf{F}_0 \boldsymbol{\tau}_1 \mathbf{F}_0^T - p \mathbf{I}, \quad (6.4)$$

Comparing Eqn. (6.1) with Eqn. (6.4), we obtain

$$\boldsymbol{\sigma}_1(\boldsymbol{\tau}_1, \mathbf{F}_0) = \boldsymbol{\sigma}(\boldsymbol{\tau}_1, \mathbf{F}_0). \quad (6.5)$$

Substituting Eqn. (6.5) into Eqn. (6.3) we obtain

$$\boldsymbol{\sigma}(\boldsymbol{\tau}_1, \mathbf{F}_0) = \boldsymbol{\sigma}(\boldsymbol{\tau}, \mathbf{F}). \quad (6.6)$$

Therefore, the present case agrees with both the representations in Eqn. (6.6) and Eqn. (6.3). Eqn. (6.3) has been recently introduced. However, the method of changing the reference configuration to determine the constitutive relation  $\boldsymbol{\sigma}(\mathbf{F}, \boldsymbol{\tau})$  that satisfies (6.3) was not known. The present work answers this question through several approaches. We should note here that the existing [2, 3, 5, 36] and present approaches to changing the reference configuration will not depend on whether Eqn. (6.3), or Eqn. (6.6) is considered.

Further note that Eqn. (6.6) can be rewritten as

$$\sigma(\tau_1, \mathbf{F}\mathbf{F}_1) = \sigma(\tau, \mathbf{F}). \quad (6.7)$$

The constitutive relation at the left hand side of (6.7) uses  $\mathfrak{R}_1$  as the reference, while the right hand side uses  $\mathfrak{R}$  as the reference. As Rajagopal and Wineman [41] have shown that “one can only discuss the material symmetry of the body with regard to a specific configuration”, Eqn. (6.7) should not be used to determine symmetry of any one of the two references  $\mathfrak{R}_1$ , or  $\mathfrak{R}$ .

## 7. Conclusions

The response of the stress-free material is typically used to determine the constitutive relations for an initially stressed reference configuration. This process of changing the reference configuration always initiates from a stress-free configuration [2, 3, 5, 6, 36]. This paper initiates the process from a specified initially stressed state. We employ the known response of a given initially stressed reference to determine the response of the stress-free material and that of any other arbitrary initially stressed references. Three approaches are presented. **An important part of the paper is the formulation of universal relations to general implicit elasticity.**

The first approach is straightforward, directly transforming the constitutive relation from one stressed reference configuration to another.

The second approach is broad and general. We observe that altering the reference configuration may result in an implicit constitutive relationship for other reference configurations, while Green elasticity governs the known initially stressed state. This establishes a direct correlation between implicit elasticity and Green elasticity.

The third approach generalizes the first approach. We appropriately transform the initial stress and introduce an *imaginary* configuration. This enables the inversion of a new family of constitutive relations. This approach offers a comprehensive methodology for modeling any initially stressed material.

This paper draws on and establishes the relationship between implicit and Green elasticity, as well as the responses from various initially stressed and stress-free references. It formulates new methods of changing reference configuration and inverting constitutive relations. **It also develops the universal relations in general implicit elasticity, which can facilitate the application of general implicit constitutive relation to various problems.**

### A. Universal relations in implicit elasticity

In this section, we try to establish the universal relation for implicit elasticity, as follows. Eqn. (4.5) is rewritten below for completeness:

$$\mathbf{0} = \bar{\Psi}_1 \mathbf{I} + \bar{\Psi}_2 \hat{\mathbf{B}}^{-1} + \bar{\Psi}_7 \tau_1 + \bar{\Psi}_8 \left( \tau_1 \hat{\mathbf{B}}^{-1} + \hat{\mathbf{B}}^{-1} \tau_1 \right) + \bar{\Psi}_9 \tau_1^2 + \bar{\Psi}_{10} \left( \tau_1^2 \hat{\mathbf{B}}^{-1} + \hat{\mathbf{B}}^{-1} \tau_1^2 \right) - \bar{p} \hat{\mathbf{B}}. \quad (\text{A.1})$$

Post-multiplying both sides of (A.1) with  $\hat{\mathbf{B}}^n$ , we obtain

$$\mathbf{0} = \bar{\Psi}_1 \hat{\mathbf{B}}^n + \bar{\Psi}_2 \hat{\mathbf{B}}^{n-1} + \bar{\Psi}_7 \tau_1 \hat{\mathbf{B}}^n + \bar{\Psi}_8 \left( \tau_1 \hat{\mathbf{B}}^{n-1} + \hat{\mathbf{B}}^{-1} \tau_1 \hat{\mathbf{B}}^n \right) + \bar{\Psi}_9 \tau_1^2 \hat{\mathbf{B}}^n + \bar{\Psi}_{10} \left( \tau_1^2 \hat{\mathbf{B}}^{n-1} + \hat{\mathbf{B}}^{-1} \tau_1^2 \hat{\mathbf{B}}^n \right) - \bar{p} \hat{\mathbf{B}}^{n+1}. \quad (\text{A.2})$$

The anti-symmetric part of Eqn. (A.2) provides

$$\begin{aligned} \mathbf{0} = & \bar{\Psi}_7 \left( \tau_1 \hat{\mathbf{B}}^n - \hat{\mathbf{B}}^n \tau_1 \right) + \bar{\Psi}_8 \left( \tau_1 \hat{\mathbf{B}}^{n-1} - \hat{\mathbf{B}}^{n-1} \tau_1 \right) + \bar{\Psi}_8 \left( \hat{\mathbf{B}}^{-1} \tau_1 \hat{\mathbf{B}}^n - \hat{\mathbf{B}}^n \tau_1 \hat{\mathbf{B}}^{-1} \right) + \bar{\Psi}_9 \left( \tau_1^2 \hat{\mathbf{B}}^n - \hat{\mathbf{B}}^n \tau_1^2 \right) \\ & + \bar{\Psi}_{10} \left( \tau_1^2 \hat{\mathbf{B}}^{n-1} - \hat{\mathbf{B}}^{n-1} \tau_1^2 \right) + \bar{\Psi}_{10} \left( \hat{\mathbf{B}}^{-1} \tau_1^2 \hat{\mathbf{B}}^n - \hat{\mathbf{B}}^n \tau_1^2 \hat{\mathbf{B}}^{-1} \right). \end{aligned} \quad (\text{A.3})$$

Since (A.3) should be satisfied for all  $n$ , it appears reasonable to consider that universal relations:

$$\tau_1 \hat{\mathbf{B}}^n = \hat{\mathbf{B}}^n \tau_1 \quad \tau_1^2 \hat{\mathbf{B}}^n = \hat{\mathbf{B}}^n \tau_1^2 \quad (\text{A.4})$$

hold for implicit elasticity.

## B. Influence of non-unique rotation on the constitutive relation for the stress-free reference

A closer look into Figure 1 will show that any additional arbitrary rotation  $\mathbf{Q}$  keeps the stress-free configuration  $\mathfrak{R}_0$  stress-free.

Considering this additional rotation, Equation (4.1) can be expressed in a more general form as

$$\mathbf{Q} \mathbf{F}_1 = \hat{\mathbf{F}}^{-1}. \quad (\text{B.1})$$

This non-unique rotation  $\mathbf{Q}$  changes Equation (4.2b) to

$$\mathbf{Q} \mathbf{B}_1 \mathbf{Q}^T = \hat{\mathbf{C}}^{-1}. \quad (\text{B.2})$$

However, this rotation does not alter any other equation in Section 4.

- 
- [1] B. E. Johnson and A. Hoger. The dependence of the elasticity tensor on residual stress. *Journal of Elasticity*, 33(2):145–165, 1993.
  - [2] B. E. Johnson and A. Hoger. The use of a virtual configuration in formulating constitutive equations for residually stressed elastic materials. *Journal of Elasticity*, 41(3):177–215, 1995.
  - [3] U. Saravanan. Representation for stress from a stressed reference configuration. *International journal of engineering science*, 46(11):1063–1076, 2008.
  - [4] J. Merodio, R. W. Ogden, and J. Rodríguez. The influence of residual stress on finite deformation elastic response. *International Journal of Non-Linear Mechanics*, 56:43–49, 2013.
  - [5] A. L. Gower, P. Ciarletta, and M. Destrade. Initial stress symmetry and its applications in elasticity. *Proceedings of the Royal Society A: Mathematical, Physical and Engineering Sciences*, 471(2183):20150448, 2015.

- [6] S. Mukherjee. Influence of residual stress in failure of soft materials. *Mechanics Research Communications*, 123:103903, 2022.
- [7] S. Mukherjee. Some models for initially stressed and initially strained structurally anisotropic incompressible materials. *Mathematics and Mechanics of Solids*, page 10812865231171577, 2023.
- [8] S. Mukherjee and Parag Ravindran. Representation of stress and free energy for a viscoelastic body from a stressed reference. *Journal of the Mechanics and Physics of Solids*, 184:105544, 2024.
- [9] K. R. Rajagopal. On implicit constitutive theories. *Applications of Mathematics*, 48:279–319, 2003.
- [10] K. R. Rajagopal. The elasticity of elasticity. *Zeitschrift für angewandte Mathematik und Physik*, 58(2):309–317, 2007.
- [11] K. R. Rajagopal and U. Saravanan. Spherical inflation of a class of compressible elastic bodies. *International Journal of Non-Linear Mechanics*, 46(9):1167–1176, 2011.
- [12] K. R. Rajagopal and U. Saravanan. Extension, inflation and circumferential shearing of an annular cylinder for a class of compressible elastic bodies. *Mathematics and Mechanics of Solids*, 17(5):473–499, 2012.
- [13] R. Bustamante and K. R. Rajagopal. A review of implicit constitutive theories to describe the response of elastic bodies. *Constitutive modelling of solid continua*, pages 187–230, 2020.
- [14] V. K. Devendiran, R. K. Sandeep, K. Kannan, and K. R. Rajagopal. A thermodynamically consistent constitutive equation for describing the response exhibited by several alloys and the study of a meaningful physical problem. *International Journal of Solids and Structures*, 108:1–10, 2017.
- [15] K. R. Rajagopal and A. S. Wineman. New universal relations for nonlinear isotropic elastic materials. *Journal of elasticity*, 17(1):75–83, 1987.
- [16] M. F. Beatty. A class of universal relations in isotropic elasticity theory. *Journal of elasticity*, 17(2):113–121, 1987.
- [17] KR Rajagopal and Alan S Wineman. Universal relations for a new class of elastic bodies. *Mathematics and Mechanics of Solids*, 19(4):440–448, 2014.
- [18] A. Hoger. On the residual stress possible in an elastic body with material symmetry. *Archive for Rational Mechanics and Analysis*, 88(3):271–289, 1985.
- [19] M. Shams, M. Destrade, and R. W. Ogden. Initial stresses in elastic solids: constitutive laws and acoustoelasticity. *Wave Motion*, 48(7):552–567, 2011.
- [20] J. Merodio and R. W. Ogden. Extension, inflation and torsion of a residually stressed circular cylindrical tube. *Continuum Mechanics and Thermodynamics*, 28(1-2):157–174, 2016.
- [21] M. H. B. M. Shariff, R Bustamante, and J Merodio. On the spectral analysis of residual stress in finite elasticity. *IMA Journal of Applied Mathematics*, 82(3):656–680, 2017.
- [22] N. K. Jha, J. Reinoso, H. Dehghani, and J. Merodio. A computational model for fiber-reinforced composites: hyperelastic constitutive formulation including residual stresses and damage. *Computational Mechanics*, 63(5):931–948, 2019.
- [23] NK Jha, J Reinoso, H Dehghani, and J Merodio. Constitutive modeling framework for residually stressed viscoelastic solids at finite strains. *Mechanics Research Communications*, 95:79–84, 2019.
- [24] J. Rodríguez and J. Merodio. Helical buckling and postbuckling of pre-stressed cylindrical tubes under finite torsion. *Finite Elements in Analysis and Design*, 112:1–10, 2016.
- [25] S. Mukherjee and A. K. Mandal. Extended gert models for residually stressed thick spheres and cylinders. *International Journal of Non-Linear Mechanics*, 137:103804, 2021.
- [26] Andrey Melnikov, Ray W Ogden, Luis Dorfmann, and Jose Merodio. Bifurcation analysis of elastic residually-stressed circular cylindrical tubes. *International Journal of Solids and Structures*, 226:111062, 2021.
- [27] D. Desena-Galarza, H. Dehghani, N. K. Jha, J. Reinoso, and J. Merodio. Computational bifurcation analysis for hyperelastic residually stressed tubes under combined inflation and extension and aneurysms in arterial tissue. *Finite Elements in Analysis and Design*, 197:103636, 2021.

- [28] N. T. Nam, J. Merodio, R. W. Ogden, and P. C. Vinh. The effect of initial stress on the propagation of surface waves in a layered half-space. *International Journal of Solids and Structures*, 88:88–100, 2016.
- [29] A. Agosti, A. L. Gower, and P. Ciarletta. The constitutive relations of initially stressed incompressible mooney-rivlin materials. *Mechanics Research Communications*, 93:4–10, 2018.
- [30] Y. Du, C. Lü, W. Chen, and M. Destrade. Modified multiplicative decomposition model for tissue growth: Beyond the initial stress-free state. *Journal of the Mechanics and Physics of Solids*, 118:133–151, 2018.
- [31] S. Mukherjee and A. K. Mandal. Static and dynamic characteristics of a compound sphere using initial stress reference independence. *International Journal of Non-Linear Mechanics*, 128:103617, 2021.
- [32] Y. Du, C. Lü, M. Destrade, and W. Chen. Influence of initial residual stress on growth and pattern creation for a layered aorta. *Scientific Reports*, 9(1):1–9, 2019.
- [33] Y. Du, C. Lü, C. Liu, Z. Han, J. Li, W. Chen, S. Qu, and M. Destrade. Prescribing patterns in growing tubular soft matter by initial residual stress. *Soft matter*, 15(42):8468–8474, 2019.
- [34] K. Y. Volokh. Hyperelasticity with softening for modeling materials failure. *Journal of the Mechanics and Physics of Solids*, 55(10):2237–2264, 2007.
- [35] S. Mukherjee. Constitutive relation, limited stretchability, and stability of residually stressed gnet materials. *Mechanics Research Communications*, page 103850, 2022.
- [36] S. Mukherjee, M. Destrade, and A. L. Gower. Representing the stress and strain energy of elastic solids with initial stress and transverse texture anisotropy. *Proceedings of the Royal Society A*, 478(2266):20220255, 2022.
- [37] S. Mukherjee. Representing implicit elasticity from a residually stressed reference. *International Journal of Engineering Science*, 201:104079, 2024.
- [38] K. R. Rajagopal and A. R. Srinivasa. On the response of non-dissipative solids. *Proceedings of the Royal Society A: Mathematical, Physical and Engineering Sciences*, 463(2078):357–367, 2007.
- [39] K. R. Rajagopal and A. R. Srinivasa. On a class of non-dissipative materials that are not hyperelastic. *Proceedings of the Royal Society A: Mathematical, Physical and Engineering Sciences*, 465(2102):493–500, 2009.
- [40] C. Gokulnath, U. Saravanan, and K. R. Rajagopal. Representations for implicit constitutive relations describing non-dissipative response of isotropic materials. *Zeitschrift für angewandte Mathematik und Physik*, 68:1–14, 2017.
- [41] K. R. Rajagopal and A. Wineman. Residual stress and material symmetry. *International Journal of Engineering Science*, 197:104013, 2024.
- [42] U Saravanan. On large elastic deformation of prestressed right circular annular cylinders. *International Journal of Non-Linear Mechanics*, 46(1):96–113, 2011.
- [43] K. R. Rajagopal. On a new class of models in elasticity. *Mathematical and Computational Applications*, 15(4):506–528, 2010.
- [44] C. Truesdell. The mechanical foundations of elasticity and fluid dynamics. *Journal of Rational Mechanics and Analysis*, 1:125–300, 1952.
- [45] A. L. Gower, T. Shearer, and P. Ciarletta. A new restriction for initially stressed elastic solids. *The Quarterly Journal of Mechanics and Applied Mathematics*, 70(4):455–478, 2017.
- [46] R. W. Ogden. Change of reference configuration in nonlinear elasticity: Perpetuation of a basic error. *Mathematics and Mechanics of Solids*, page 10812865221141375, 2023.