

On the convergence of bootstrap current to the Shaing-Callen limit in stellarators

Christopher G. Albert¹*, Craig D. Beidler², Gernot Kapper¹, Sergei V. Kasilov^{1,3}
and Winfried Kernbichler¹

¹Fusion@ÖAW, Institute for Theoretical Physics - Computational Physics, Graz
University of Technology, 8010 Graz, Austria

² Max-Planck-Institut für Plasmaphysik, 17489 Greifswald, Germany

³Institute of Plasma Physics, National Science Center “Kharkov Institute of Physics
and Technology”, 61108 Kharkov, Ukraine

Abstract

Bootstrap current in stellarators can be presented as a sum of a collisionless value given by the Shaing-Callen asymptotic formula and an off-set current, which non-trivially depends on plasma collisionality and radial electric field. Using NEO-2 modelling, analytical estimates and semi-analytical studies with help of a propagator method, it is shown that the off-set current in the $1/\nu$ regime does not converge with decreasing collisionality ν_* but rather shows oscillations over $\log \nu_*$ with an amplitude of the order of the bootstrap current in an equivalent tokamak. The convergence to the Shaing-Callen limit appears in regimes with significant orbit precession, in particular, due to a finite radial electric field, where the off-set current decreases as $\nu_*^{3/5}$. The off-set current strongly increases in case of nearly aligned magnetic field maxima on the field line where it diverges as $\nu_*^{-1/2}$ in the $1/\nu$ regime and saturates due to the precession at a level exceeding the equivalent tokamak value by $v_E^*^{-1/2}$ where v_E^* is the perpendicular Mach number. The latter off-set, however, can be minimized by further aligning local magnetic field maxima and by fulfilling an extra integral condition of “equivalent ripples” for the magnetic field. A criterion for the accuracy of this alignment and of ripple equivalence is derived. In addition, the possibility of the bootstrap effect at the magnetic axis caused by the above off-set is also discussed.

1 Introduction

One relatively simple way to evaluate bootstrap current in stellarators is to use the long mean free path asymptotic formula of Shaing and Callen (1983) which contains all the information about device geometry in a geometrical factor independent of plasma parameters. This way is especially suited for stellarator optimization (Beidler et al., 1990; Nakajima et al., 1989) where multiple fast estimates of bootstrap current are required. Despite that it has been derived more than 40 years ago, the validity range of this formula still remains unclear. Although the same result is exactly (Helander et al., 2011) or approximately (Boozer and Gardner, 1990) reproduced by different derivations, however, it is not reproduced in the $1/\nu$ regime by numerical modelling (Beidler et al., 2011). Namely, with decreasing normalized collisionality ν_* , the bootstrap coefficient does not come to a saturation at the asymptotic limit but rather shows a complicated behavior which is quite different at magnetic surfaces with different radii (Kernbichler et al., 2016). In turn, in the presence of radial electric field, numerical modelling shows a saturation to the Shaing-Callen limit with decreasing ν_* . This feature of

*Corresponding author. albert@tugraz.at

the bootstrap coefficient regularly observed in DKES (Hirshman et al., 1986; van Rij and Hirshman, 1989) modelling, and later confirmed by various codes of different types (Beidler et al., 2011) has been pointed out to the authors of this paper by Henning Maassberg (2004) more than 20 years ago, and, together with the problem of bootstrap resonances (Boozer and Gardner, 1990), it was the main reason to start the development of the drift kinetic equation solver NEO-2 (Kernbichler et al., 2008; Kasilov et al., 2014; Martitsch et al., 2014; Kernbichler et al., 2016; Kapper et al., 2016, 2018). Finally, we can present here the results of this long going effort.

Some of the reasons for the anomalous behavior of the bootstrap coefficient described above have been identified recently (Beidler, 2020) by using the General Solution of the Ripple-Averaged Kinetic Equation, GSRAKE (Beidler and D’haeseleer, 1995), to determine the Ware pinch coefficient, which is equivalent to the bootstrap coefficient due to Onsager symmetry. Although instructive, these results are largely of a qualitative nature, and one of the main purposes of this paper is to treat this problem in a more analytical manner, with subsequent verification by numerical modelling using NEO-2 and a simplified propagator method in order to provide simple scalings and certain conditions useful for stellarator optimization. The challenges which such an endeavor must face will also be illustrated by considering the extreme example of a so-called *anti-sigma* configuration — the antithesis of the model field considered in (Mynick et al., 1982) — for which the bootstrap coefficient obviously diverges with decreasing collisionality over the entire ν_* range of DKES computations. A second purpose of this paper is to outline a simple numerical approach, utilizing the computations of the bootstrap coefficient in the $1/\nu$ regime, to also allow computations in regimes where particle precession (in particular, due to the radial electric field) is important, thereby providing an effective tool for the optimization problem mentioned above.

We restrict our analysis here to the mono-energetic approach (Beidler et al., 2011) employing the Lorentz collision model, since this approach is sufficient for the account of main effects related to the magnetic field geometry. Effects of energy and momentum conservation pertinent to the full linearized collision model can be recovered then with good accuracy from the mono-energetic solutions of the kinetic equation using various momentum correction techniques (Taguchi, 1992; Sugama and Nishimura, 2002, 2008; Maassberg et al., 2009). This mono-energetic approach is briefly outlined in Section 2.1 where also the basic notation is introduced. In Section 2.2 we re-derive the Shaing-Callen formula (Shaing and Callen, 1983) within this approach in the $1/\nu$ transport regime in order to obtain an explicit solution for trapped particle distribution accounting for various trapped particle classes. The structure of this solution is quite demonstrative for the reasons behind the “anomalous” behavior of bootstrap current mentioned above. In that section, we also extend the alternative derivation of Helander et al. (2011) within the adjoint approach to the next order in collisionality. Although the obtained correction has no effect on the resulting Ware pinch (bootstrap) coefficient, it is useful for understanding a certain paradox contained in this solution. Collisionless asymptotic solutions are compared to numerical solutions for finite plasma collisionality in Section 2.3 where the cases with convergence of these solutions to the Shaing-Callen limit at low collisionality are demonstrated. In Section 3 we examine the effect of collisional boundary layers on the distribution function in the adjoint (Ware pinch) problem where they lead to the off-set of this function from the value of collisionless asymptotic of Helander et al. (2011) and respective off-set of the Ware-pinch coefficient. In particular, in Section 3.2 we introduce a simplified approach (propagator method) to describe this off-set in the leading order over collisionality with help of a set of Wiener-Hopf type integral equations. In Section 3.3, with the help of this set, we derive the conditions on the equilibrium magnetic field required to avoid the leading order off-set. We obtain a simple expression for the distribution function off-set in case these conditions are weakly violated in Section 3.5. In Section 4 we examine the off-set of the distribution function and Ware pinch coefficient at irrational flux surfaces both, numerically, with help of NEO-2 code solutions at high order rational magnetic field lines approximating the irrational surface (Section 4.1), and using the analytical estimates of the asymptotic behavior of the off-set with reducing plasma collisionality (Section 4.2). A related issue of bootstrap resonances is briefly discussed in Section 4.4. In Section 5 we study the effect of banana orbit precession (in particular, due to a finite radial electric field) on the off-set of Ware pinch coefficient and formulate there a simple bounce

averaged approach for the account of this effect in computations of Ware pinch coefficient using the numerical solutions for the distribution function in the $1/\nu$ regime. A qualitative discussion of the off-set in the direct problem describing bootstrap coefficient is presented in Section 6 where we also examine the possibility of bootstrap effect at the magnetic axis. Finally, the results are summarized in Section 7 where some implications for reactor optimization are also discussed.

2 Asymptotical models and finite collisionality

In this section, we review asymptotical long mean free path models of bootstrap and Ware pinch effect in the set-up where all explicit and implicit assumptions used in derivations of those models are fulfilled. We use a standard method (Galeev and Sagdeev, 1979; Hinton and Hazeltine, 1976; Helander and Sigmar, 2002) to re-derive transport coefficients in both cases, with main focus on boundary conditions in the presence of multiple trapped particle classes. We verify these models by numerical computation, identify their applicability range and mechanisms responsible for discrepancies at finite collisionality.

2.1 Adjoint mono-energetic problems on a closed field line

For the present analysis of bootstrap current convergence with plasma collisionality, a mono-energetic approach is sufficient where a Lorentz collision model and constant electrostatic potential within flux surfaces are assumed. The linear deviation of the distribution f function from the local Maxwellian f_M is presented as a superposition of thermodynamic forces A_k as detailed in (Kernbichler et al., 2016),

$$f - f_M = f_M \sum_{k=1}^3 g^{(k)} A_k, \quad (1)$$

where

$$A_1 = \frac{1}{n_\alpha} \frac{\partial n_\alpha}{\partial r} - \frac{e_\alpha E_r}{T_\alpha} - \frac{3}{2T_\alpha} \frac{\partial T_\alpha}{\partial r}, \quad A_2 = \frac{1}{T_\alpha} \frac{\partial T_\alpha}{\partial r}, \quad A_3 = \frac{e_\alpha \langle E_{\parallel} B \rangle}{T_\alpha \langle B^2 \rangle}, \quad (2)$$

e_α , m_α , n_α and T_α are α species charge, mass, density and temperature, respectively, E_r , E_{\parallel} are radial (electrostatic) and parallel (inductive) electric field, B is the magnetic field strength, and $\langle \dots \rangle$ denotes a neoclassical flux surface average. This reduces the linearized drift kinetic equation in the $1/\nu$ regime to a set of independent equations,

$$\hat{L}g^{(k)} \equiv \sigma \frac{\partial g^{(k)}}{\partial \varphi} - \frac{\partial}{\partial \eta} \left(D_\eta \frac{\partial g^{(k)}}{\partial \eta} \right) = s^{(k)}, \quad D_\eta \equiv \frac{|\lambda| \eta}{l_c B^\varphi}, \quad (3)$$

which differ only by source terms,

$$s^{(1)} = -\frac{B v_g^r}{|v_{\parallel}| B^\varphi} = \frac{\partial H'_\varphi}{\partial \eta}, \quad s^{(2)} = z s^{(1)}, \quad s^{(3)} = \frac{\sigma B^2}{B^\varphi}, \quad (4)$$

where

$$H'_\varphi = \frac{|\lambda|}{3B^\varphi} (3 + \lambda^2) |\nabla r| k_G \rho_L. \quad (5)$$

Here, we use a field aligned coordinate system $(r, \vartheta_0, \varphi)$ where r is a flux surface label (effective radius) fixed by the condition $\langle |\nabla r| \rangle = 1$, $\vartheta_0 = \vartheta - \iota \varphi$ is a field line label, ι is the rotational transform and ϑ and φ are poloidal and toroidal angle of periodic Boozer coordinates (Boozer, 1981; D'haeseleer et al., 1991), respectively. Variables in the velocity space are parallel velocity sign $\sigma = v_{\parallel}/|v_{\parallel}|$ and two invariants of motion, $z = m_\alpha v^2/(2T_\alpha)$ and $\eta = v_{\perp}^2/(v^2 B)$ respectively being the normalized kinetic energy (playing a role of parameter) and perpendicular adiabatic invariant (magnetic moment). The

other notation is pitch parameter $\lambda = v_{\parallel}/v = \sigma\sqrt{1-\eta B}$, the mean free path $l_c = v/(2\nu_{\perp})$ defined via deflection frequency ν_{\perp} (the same as ν in Ref. (Beidler et al., 2011)), radial guiding center velocity $v_g^r = \mathbf{v}_g \cdot \nabla r$, Larmor radius $\rho_L = cm_{\alpha}v/(e_{\alpha}B)$ and the geodesic curvature given by

$$|\nabla r|k_G = (\mathbf{h} \times (\mathbf{h} \cdot \nabla)\mathbf{h}) \cdot \nabla r = \frac{1}{B} (\mathbf{h} \times \nabla B) \cdot \nabla r = \frac{dr}{d\psi} \left(\frac{B_{\vartheta}}{B_{\varphi} + \iota B_{\vartheta}} \frac{\partial B}{\partial \varphi} - \frac{\partial B}{\partial \vartheta_0} \right) \quad (6)$$

with $\mathbf{h} = \mathbf{B}/B$ and ψ being the normalized toroidal flux, and B^{φ} , B_{φ} and B_{ϑ} being contra- and covariant components of the magnetic field in Boozer coordinates.

Neoclassical transport coefficients D_{jk} link thermodynamic forces A_k by

$$\mathcal{I}_j = -n_{\alpha} \sum_{k=1}^3 D_{jk} A_k \quad (7)$$

to thermodynamic fluxes \mathcal{I}_j defined via particle, Γ_{α} , and energy, Q_{α} , flux density and parallel flow velocity $V_{\parallel\alpha}$ as follows,

$$\mathcal{I}_1 = \Gamma_{\alpha}, \quad \mathcal{I}_2 = \frac{Q_{\alpha}}{T_{\alpha}}, \quad \mathcal{I}_3 = n_{\alpha} \langle V_{\parallel\alpha} B \rangle. \quad (8)$$

These transport coefficients are obtained by energy convolution of mono-energetic coefficients (Beidler et al., 2011) \bar{D}_{jk} with a local Maxwellian,

$$D_{jk} = \frac{2}{\sqrt{\pi}} \int_0^{\infty} dz \sqrt{z} e^{-z} \bar{D}_{jk}. \quad (9)$$

Presenting neoclassical flux surface averages in the form of field line averages explicitly given in field aligned variables by

$$\langle a \rangle = \lim_{\varphi_N \rightarrow \infty} \left(\int_{\varphi_0}^{\varphi_N} \frac{d\varphi}{B^{\varphi}} \right)^{-1} \int_{\varphi_0}^{\varphi_N} \frac{d\varphi}{B^{\varphi}} a, \quad (10)$$

the mono-energetic coefficients are given by

$$\bar{D}_{jk} = v \lim_{\varphi_N \rightarrow \infty} \left(\int_{\varphi_0}^{\varphi_N} \frac{d\varphi}{B^{\varphi}} \right)^{-1} \frac{1}{4} \sum_{\sigma=\pm 1} \int_{\varphi_0}^{\varphi_N} d\varphi \int_0^{1/B} d\eta s_{(j)}^{\dagger} g^{(k)} \equiv v \lim_{\varphi_N \rightarrow \infty} \int_{\Omega_N} d\Omega s_{(j)}^{\dagger} g^{(k)}, \quad (11)$$

where

$$a^{\dagger}(\varphi, \eta, \sigma) = a(\varphi, \eta, -\sigma). \quad (12)$$

Definitions of thermodynamic forces and fluxes and, respectively, of diffusion coefficients (9) here are the same as in (Kernbichler et al., 2016) and coincide with those of (Beidler et al., 2011) for the reference field $B_0 = 1$ except for the sign of A_3 . The sign convention used here results in a simple Onsager symmetry for all transport coefficients, $D_{jk} = D_{kj}$, but negative coefficient D_{33} corresponding to plasma conductivity.

For the present analysis, we solve the kinetic equation on the rational surface using a ‘‘representative’’ field line where necessary conditions valid for the irrational flux surface are fulfilled. Flux surface average (10) at the irrational surface corresponds then to the limit of the series of representative field lines closed after N turns at respective rational surfaces, $r = r_N = M/N$, which converge to the irrational surface, $\lim_{N \rightarrow \infty} \iota(r_N) = \iota(r)$. The requested condition is Liouville’s theorem, which states that the integral over any closed surface of the normal component of the guiding center velocity multiplied by the phase space Jacobian is zero for fixed total energy and perpendicular adiabatic invariant used as phase space variables. For the magnetic surface with constant electrostatic potential, this means

$\langle Bv_g^r/v_{\parallel} \rangle = 0$, where the surface integration is performed over regions where $v_{\parallel}^2 = v^2(1 - \eta B) \geq 0$ keeping invariants z and η constant. The field line average form (10) of Liouville's theorem results in

$$\lim_{\varphi_N \rightarrow \infty} \left(\int_{\varphi_0}^{\varphi_N} \frac{d\varphi}{B\varphi} \right)^{-1} \int_{\varphi_0}^{\varphi_N} \frac{d\varphi Bv_g^r}{B\varphi v_{\parallel}} = 0 \quad (13)$$

for passing particles and in

$$\lim_{\varphi_N \rightarrow \infty} \left(\int_{\varphi_0}^{\varphi_N} \frac{d\varphi}{B\varphi} \right)^{-1} \sum_{j=1}^{j_{\max}} \int_{\varphi_j^-}^{\varphi_j^+} \frac{d\varphi Bv_g^r}{B\varphi v_{\parallel}} = 0 \quad (14)$$

for trapped particles where $\varphi_j^-(\eta)$ and $\varphi_j^+(\eta)$ are left and right turning points being solutions to $\eta B(\varphi_j^{\pm}) = 1$, index j enumerates local magnetic field maxima $B(\varphi_j)$ fulfilling $B(\varphi_j)\eta > 1$ so that turning points are contained between maximum points φ_j and φ_{j+1} . Upper summation limit $j_{\max} = j_{\max}(\eta, N)$ is the total number of such maxima between φ_0 and φ_N . For the ‘‘representative’’ closed field line with φ_0 at the largest maximum we require that conditions (13) and (14) are fulfilled exactly for finite φ_N , i.e.

$$\int_{\varphi_0}^{\varphi_N} d\varphi s_{(1)} = 0, \quad \sum_{j=1}^{j_{\max}} \int_{\varphi_j^-}^{\varphi_j^+} d\varphi s_{(1)} = 0 \quad (15)$$

for passing and trapped particles, respectively (see (4)). We will call these conditions ‘‘quasi-Liouville's theorem’’. In the devices with stellarator symmetry conditions (15) are satisfied for closed field lines passing through the magnetic field symmetry point what is obvious due to anti-symmetry of the geodesic curvature (and, respectively, of v_g^r and $s_{(1)}$) with respect to this point, $s_{(1)}(2\varphi_0 - \varphi) = -s_{(1)}(\varphi)$. Restricting our analysis to such devices with a single global maximum per field period, the reference field line is then the one starting from the global maximum, which must be located at the symmetry point.

Representing flux surface averages (10) and (11) by the same expressions without the limit $\varphi_N \rightarrow \infty$, one can check that so defined mono-energetic coefficients stay Onsager-symmetric. Namely, replacing source terms in (11) via equation (3), integrating by parts and using the periodicity of the distribution in the passing region, $g(\varphi_0, \eta, \sigma) = g(\varphi_N, \eta, \sigma)$ and its continuity at the turning points in the trapped region, $g(\varphi_j^{\pm}, \eta, 1) = g(\varphi_j^{\pm}, \eta, -1)$, we get

$$\bar{D}_{jk} = \int_{\Omega_N} d\Omega g_{(k)} \left(\hat{L}g_{(j)} \right)^{\dagger} = \int_{\Omega_N} d\Omega g_{(j)}^{\dagger} \hat{L}g_{(k)} = \int_{\Omega_N} d\Omega g_{(j)}^{\dagger} s_{(k)} = \bar{D}_{kj}. \quad (16)$$

Thus, we can either compute the bootstrap coefficient \bar{D}_{31} solving the direct problem driven by $s_{(1)}$ or use its equality to the Ware pinch coefficient \bar{D}_{13} resulting from the adjoint problem driven by $s_{(3)}$.

2.2 Collisionless asymptotic solutions

Omitting the drive index (k), asymptotic solutions of Eqs. (3) in the long mean free path limit $l_c \rightarrow \infty$ follow from the standard procedure where the normalized distribution function is looked for in the form of the series expansion in l_c^{-1} ,

$$g(\varphi, \eta, \sigma) = g_{-1}(\eta, \sigma) + g_0(\varphi, \eta, \sigma) + g_1(\varphi, \eta, \sigma) + \dots \quad (17)$$

where the leading order term g_{-1} is independent of φ , and corrections satisfy

$$\sigma \frac{\partial g_n}{\partial \varphi} = \frac{\partial}{\partial \eta} \left(D_{\eta} \frac{\partial g_{n-1}}{\partial \eta} \right) + \delta_{n0} s, \quad n \geq 0. \quad (18)$$

Eq. (18) is integrated to

$$g_n(\varphi, \eta, \sigma) = \sigma \frac{\partial}{\partial \eta} \left(\int_{\varphi_{\text{beg}}}^{\varphi} d\varphi' D_\eta \frac{\partial g_{n-1}}{\partial \eta} \right) + \sigma \delta_{n0} \int_{\varphi_{\text{beg}}}^{\varphi} d\varphi' s + \bar{g}_n(\eta, \sigma), \quad (19)$$

where $\varphi_{\text{beg}} = \varphi_j^-(\eta)$ for trapped particles and $\varphi_{\text{beg}} = \varphi_0$ for passing, and we require that each of g_n is continuous at the periodic boundary and at the turning points. Continuity at $\varphi = \varphi_j^-$ means that \bar{g}_n is an even function of σ in the trapped region, $\bar{g}_n = \bar{g}_n(\eta)$, while continuity at the periodic boundary in the passing region and at $\varphi = \varphi_j^+$ in the trapped region results in equation for the integration constant \bar{g}_{n-1} (solubility constraint for g_n). The leading order constraint for g_0 gives a bounce-averaged equation for g_{-1}

$$\sum_{\sigma=\pm 1}^{\text{trapped}} \left(\frac{\partial}{\partial \eta} \left(\frac{\partial g_{-1}}{\partial \eta} \int_{\varphi_{\text{beg}}}^{\varphi_{\text{end}}} d\varphi' D_\eta \right) + \int_{\varphi_{\text{beg}}}^{\varphi_{\text{end}}} d\varphi' s \right) = 0, \quad (20)$$

where $\varphi_{\text{end}} = \varphi_j^+(\eta)$ for trapped particles and $\varphi_{\text{beg}} = \varphi_N$ for passing, and the sum $\sum_{\sigma=\pm 1}^{\text{trapped}}$ is taken for trapped particles only. Higher order constraints result in equations for integration constants \bar{g}_n ,

$$\sum_{\sigma=\pm 1}^{\text{trapped}} \frac{\partial}{\partial \eta} \left(\frac{\partial \bar{g}_n}{\partial \eta} \int_{\varphi_{\text{beg}}}^{\varphi_{\text{end}}} d\varphi' D_\eta + \int_{\varphi_{\text{beg}}}^{\varphi_{\text{end}}} d\varphi' D_\eta \frac{\partial (g_n - \bar{g}_n)}{\partial \eta} \right) = 0, \quad n \geq 0, \quad (21)$$

where $g_n - \bar{g}_n$ is determined by g_{n-1} via (19).

Since boundary conditions for the collisional flux in velocity space restrict only the whole solution (17), we have a freedom for setting boundary conditions for individual expansion terms. Thus, we can require that this flux is produced by g_{-1} only,

$$\sum_{\sigma=\pm 1}^{\text{trapped}} \int_{\varphi_{\text{beg}}}^{\varphi_{\text{end}}} d\varphi' D_\eta \frac{\partial g}{\partial \eta} = \sum_{\sigma=\pm 1}^{\text{trapped}} \frac{\partial g_{-1}}{\partial \eta} \int_{\varphi_{\text{beg}}}^{\varphi_{\text{end}}} d\varphi' D_\eta, \quad (22)$$

while the corrections carry no flux so that Eq. (21) is integrated to

$$\sum_{\sigma=\pm 1}^{\text{trapped}} \left(\frac{\partial \bar{g}_n}{\partial \eta} \int_{\varphi_{\text{beg}}}^{\varphi_{\text{end}}} d\varphi' D_\eta + \int_{\varphi_{\text{beg}}}^{\varphi_{\text{end}}} d\varphi' D_\eta \frac{\partial (g_n - \bar{g}_n)}{\partial \eta} \right) = 0, \quad n \geq 0. \quad (23)$$

We apply this ansatz separately to the direct problem driven by source $s_{(1)}$ and to the adjoint problem driven by source $s_{(3)}$.

Direct problem

Due to the first condition (15), the bounce averaged equation (20) for passing particles is homogeneous,

$$\frac{\partial}{\partial \eta} \left(\frac{\partial g_{-1}}{\partial \eta} \int_{\varphi_0}^{\varphi_N} d\varphi' D_\eta \right) = 0. \quad (24)$$

Integrating it once and applying the boundary condition $\partial g_{-1}/\partial \eta = 0$ at the strongly passing boundary $\eta = 0$ we get $g_{-1} = \text{const.}$ in the passing region. Since g_{-1} is continuous at the global maximum point

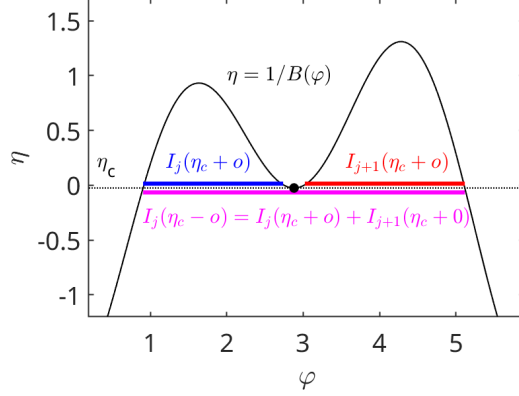


Figure 1: Example of class transition boundary introduced by local field maximum B_{\max}^{loc} (black dot) where three types of trapped particles meet (two “single-trapped” and one “double trapped”). Boundary conditions (28) are fulfilled by (27) due to $H_j(\eta_c - o) = H_j(\eta_c + o) + H_{j+1}(\eta_c + o)$.

$\varphi = \varphi_0$ at the trapped-passing boundary $\eta = 1/B_{\max}$, the function g_{-1} can only be even. Since any constant satisfies the homogeneous mono-energetic equation in the whole phase space making no contribution to transport coefficients but only re-defining the moments of equilibrium Maxwellian, we fix $g_{-1} = 0$ in the passing region. In the trapped region, Eq. (20) is

$$\frac{\partial}{\partial \eta} \left(\frac{\eta I_j}{l_c} \frac{\partial g_{-1}}{\partial \eta} + H_j \right) = 0, \quad (25)$$

where we denoted

$$I_j(\eta) = \int_{\varphi_j^-(\eta)}^{\varphi_j^+(\eta)} d\varphi \frac{|\lambda|}{B\varphi}, \quad H_j(\eta) = \int_{\varphi_j^-(\eta)}^{\varphi_j^+(\eta)} d\varphi H'_\varphi, \quad (26)$$

see definitions (3)–(5). Since $\partial g_{-1}/\partial \eta = 0$ at the bottoms of local magnetic wells $\eta = 1/B_{\min}^{\text{loc}}$ where $H_j = 0$ due to $\varphi_j^+ = \varphi_j^-$ we can integrate (25) to

$$\frac{\partial g_{-1}(\eta)}{\partial \eta} = -\frac{l_c H_j}{\eta I_j}. \quad (27)$$

This solution automatically satisfies collisional flux conservation relations in all boundary layers separating different trapped particle classes,

$$\left[I_j \frac{\partial g_{-1}^{(j)}}{\partial \eta} \right]_{\eta=\eta_c-o} = \left[I_j \frac{\partial g_{-1}^{(j)}}{\partial \eta} \right]_{\eta=\eta_c+o} + \left[I_{j+1} \frac{\partial g_{-1}^{(j+1)}}{\partial \eta} \right]_{\eta=\eta_c+o}, \quad (28)$$

where $\eta_c = 1/B_{\max}^{\text{loc}}$, see Fig. 1, o denotes an infinitesimal number, and the superscript (j) on g_{-1} denotes particle type trapped between the reflection points φ_j^\pm . Derivative (27) satisfies also the flux conservation through the trapped-passing boundary $\eta = \eta_b$ turning there to zero, because only a single type of trapped particles exists near this boundary, and $H_1(\eta_b + o) = 0$ follows then from the second condition (15).

Solution (27) is sufficient for the computation of the effective ripple (Nemov et al., 1999) ε_{eff} which determines device geometry effect on the mono-energetic diffusion coefficient \bar{D}_{11} (and all other \bar{D}_{jk} for $j, k \leq 2$ trivially related to \bar{D}_{11}). Substituting in Eq. (11) $g_{(1)} = g_{-1}$ and $s_{(1)}$ via (4), integrating

the result by parts over η and using the continuity of g_{-1} through all boundary layers, changing the integration order over φ and η results in

$$\bar{D}_{11} = \frac{vl_c}{2} \left(\int_{\varphi_0}^{\varphi_N} \frac{d\varphi}{B^\varphi} \right)^{-1} \int_{\eta_b}^{\eta_m} d\eta \sum_{j=1}^{j_{\max}(\eta, N)} \frac{H_j^2}{\eta I_j} = \frac{4\sqrt{2}}{9\pi} \frac{vl_c \rho_L^2 B^2}{R_0^2 B_0^2} \varepsilon_{\text{eff}}^{3/2}, \quad (29)$$

where $\eta_b = 1/B_{\max}$ and $\eta_m = 1/B_{\min}$ are defined by global field maximum and minimum, respectively. Last equality (29) where R_0 and B_0 are reference values of major radius and magnetic field, respectively, defines $\varepsilon_{\text{eff}}^{3/2}$ in the same way as Eq. (29) of (Nemov et al., 1999) where quantities $\hat{I}_j(b')$ and $\hat{H}_j(b')$ are related to the present notation by $\hat{I}_j = I_j$ and $\hat{H}_j = 3B_0^{3/2} \eta^{1/2} (\rho_L B)^{-1} H_j$ with $b' = (B_0 \eta)^{-1}$.

For the next order correction g_0 , we notice that first two terms in the r.h.s. of Eq. (19) are odd in σ . Therefore, equation (23) for the integration constant (which can only be even) is homogeneous resulting in $\bar{g}_0 = \text{const}$. Due to the continuity of the distribution function this is the same constant as g_{-1} in the passing region where we have already set it to zero. Thus, substituting in (19) the derivative $\partial g_{-1} / \partial \eta$ via (27) and the source $s = s_{(1)}$ via (4) and (5) we get explicitly

$$g_0(\varphi, \eta, \sigma) = \sigma \frac{\partial}{\partial \eta} \int_{\varphi_j^-(\eta)}^{\varphi} d\varphi' \left(H'_\varphi(\varphi', \eta) - \frac{|\lambda(\varphi', \eta)|}{B^\varphi(\varphi')} \frac{H_j(\eta)}{I_j(\eta)} \right), \quad (30)$$

where we have exchanged the derivative over η with integration in the first term using $H'_\varphi(\varphi_j^-(\eta), \eta) = 0$. It should be noted now that the integral over φ' is a discontinuous function of η at the boundaries between classes $\eta = \eta_c$ where either $\varphi_j^-(\eta)$ or $\varphi_j^+(\eta)$ jumps. Respectively, function g_0 contains a δ -function $\delta(\eta - \eta_c)$, which is required by particle conservation in the boundary layer. Namely, integrating Eq. (3) over η across the boundary we get

$$\sigma \int_{\eta_c - o}^{\eta_c + o} d\eta \frac{\partial g}{\partial \varphi} = D_\eta(\varphi, \eta) \frac{\partial g(\varphi, \eta)}{\partial \eta} \Big|_{\eta=\eta_c - o}^{\eta=\eta_c + o}. \quad (31)$$

Substituting here $g = g_{-1} + g_0$ and ignoring \bar{g}_0 in the r.h.s. where its contribution is linear in collisionality we get

$$\sigma \frac{\partial}{\partial \varphi} \int_{\eta_c - o}^{\eta_c + o} d\eta g_0(\varphi, \eta, \sigma) = \frac{|\lambda(\varphi, \eta_c)|}{B^\varphi(\varphi)} \left(\frac{H_j(\eta_c - o)}{I_j(\eta_c - o)} - \frac{H_j(\eta_c + o)}{I_j(\eta_c + o)} \right) \quad (32)$$

which is an identity for g_0 in the form (30).

In the passing region where $g_{-1} = 0$, Eq. (19) results in

$$g_0 = \sigma \frac{\partial}{\partial \eta} \int_{\varphi_0}^{\varphi} d\varphi' H'_\varphi(\varphi', \eta) + \bar{g}_0, \quad (33)$$

where

$$\frac{\partial \bar{g}_0}{\partial \eta} = - \frac{\sigma}{\langle |\lambda| \rangle} \left\langle |\lambda| \frac{\partial^2}{\partial \eta^2} \int_{\varphi_0}^{\varphi} d\varphi' H'_\varphi(\varphi', \eta) \right\rangle \quad (34)$$

follows from (23) and $\langle \dots \rangle$ denotes a field line average (flux surface average (10) with φ_N kept finite). This derivative has an integrable singularity at the trapped-passing boundary, $\partial \bar{g}_0 / \partial \eta \propto (\eta_b - \eta)^{-1/2}$ which follows from $|\nabla r| k_G \propto (\varphi - \varphi_0)$ near the global maximum $\varphi = \varphi_0$ (and $\varphi = \varphi_N$ since the

innermost integral is a single valued (periodic) function of φ on the closed field line). Therefore, \bar{g}_0 is continuous at the trapped-passing boundary, where it is connected to $\bar{g}_0 = 0$ in the trapped region. Moreover, the derivative of the full solution $\partial g_0 / \partial \eta$ has no singularity at this boundary (in contrast to $\partial \bar{g}_0 / \partial \eta$). One can also check that this derivative does not depend on the lower integration limit φ_0 in (33) and (34) which, therefore, needs not to be the global maximum point.

We can formally combine expressions (30) and (33) into

$$g_0(\varphi, \eta, \sigma) = \sigma \frac{\partial}{\partial \eta} \int_{\varphi_{\text{beg}}}^{\varphi} d\varphi' \left(H'_{\varphi}(\varphi', \eta) - \frac{|\lambda(\varphi', \eta)| H_j(\eta)}{B^{\varphi}(\varphi') I_j(\eta)} \right) + \bar{g}_0(\eta, \sigma), \quad (35)$$

valid for the whole phase space with $I_j = I_0$ and $H_j = H_0 = 0$ in the passing region where they are given by Eqs. (26) with the limits φ_0 and φ_N instead of φ_j^{\pm} . Due to the linear scaling of g_0 with velocity module v , we can evaluate energy integral in the expression for the parallel current density of the α species substituting in (1) $g = g_0$ which is the only term contributing in the leading order,

$$j_{\parallel\alpha} = e_{\alpha} \int d^3 v v_{\parallel} (f - f_M) = C_{\alpha} B \sum_{\sigma=\pm 1} \sigma \int_0^{1/B} d\eta g_0, \quad (36)$$

where

$$C_{\alpha} = \frac{3c}{4B\rho_L} \left(\frac{\partial p_{\alpha}}{\partial r} - e_{\alpha} n_{\alpha} E_r \right), \quad p_{\alpha} = n_{\alpha} T_{\alpha},$$

and we omitted the inductive current by setting $A_3 = 0$. Since g_0 / ρ_L is independent of particle species, total current density is independent of E_r in quasi-neutral plasmas,

$$j_{\parallel} = \sum_{\alpha} j_{\parallel\alpha} = C_{\parallel} B \sum_{\sigma=\pm 1} \sigma \int_0^{1/B} d\eta g_0 = C_{\parallel} B \sum_{\sigma=\pm 1} \sigma \int_0^{1/B} d\eta \left(g_0 - \bar{g}_0 - \eta \frac{\partial \bar{g}_0}{\partial \eta} \right), \quad (37)$$

where

$$C_{\parallel} = C_{\parallel}(r) = \frac{1}{\rho_L} \sum_{\alpha} C_{\alpha} \rho_L = \frac{3c}{4B\rho_L} \frac{\partial p}{\partial r}, \quad p = \sum_{\alpha} p_{\alpha}, \quad (38)$$

and we used the condition $\bar{g}_0 = 0$ at the boundary $\eta = 1/B$ when integrating by parts in the last expression (37). According to (35), term $g_0 - \bar{g}_0$ is a derivative which contributes only at the lower limit $\eta = 0$ where using explicitly (5) one gets parallel equilibrium current density as

$$j_{\parallel} = -2cB \frac{\partial p}{\partial r} \int_{\varphi_0}^{\varphi} d\varphi' \frac{|\nabla r| k_G}{BB^{\varphi}} - C_{\parallel} B \sum_{\sigma=\pm 1} \sigma \int_0^{\eta_b} d\eta \eta \frac{\partial \bar{g}_0}{\partial \eta} = j_{\text{PS}} + j_b. \quad (39)$$

Here, as well as in Eq. (34), the point φ_0 must be at a global maximum because integration over η in the first term required the continuity of φ_{beg} at the trapped-passing boundary. Eq. (39) naturally agrees with the ideal MHD radial force balance which determines the Pfirsch-Schlüter current density j_{PS} up to the arbitrary constant times B . Due to quasi-Liouville's theorem (15), the current density (39) is periodic, $j_{\parallel}(\varphi_N) = j_{\parallel}(\varphi_0)$, so that the last expression (6) for the geodesic curvature leads to

$$\frac{\partial}{\partial \theta_0} \int_{\varphi_0}^{\varphi_N} \frac{d\varphi}{B^{\varphi}} = 0, \quad (40)$$

which is a ‘‘true’’ rational surface condition (Solov'ev and Shafranov, 1970). Using the explicit form of H'_{φ} in (34) and taking the flux ‘‘surface average’’ (10) of $j_{\parallel} B$ thus eliminating the Pfirsch-Schlüter

current which is driven solely by charge separation potential and, therefore, must satisfy $\langle j_{\text{PS}}B \rangle = 0$, we finally obtain bootstrap current density j_b which scales with B as

$$\langle j_{\parallel}B \rangle = j_b \frac{\langle B^2 \rangle}{B} = -c\lambda_{bB} \frac{\partial p}{\partial r}. \quad (41)$$

Here, λ_{bB} is the dimensionless geometrical factor λ_b given by Eq. (9) of (Nemov et al., 2004) in case of normalization field $B_0 = \langle B^2 \rangle^{1/2}$,

$$\lambda_{bB} = \left\langle 2B^2 \int_{\varphi_0}^{\varphi} d\varphi' \frac{|\nabla r| k_G}{BB^{\varphi}} + \frac{3\langle B^2 \rangle}{8} \int_0^{\eta_b} d\eta \frac{\eta^2 |\lambda|}{\langle |\lambda| \rangle} \int_{\varphi_0}^{\varphi} d\varphi' \frac{|\nabla r| k_G B^2}{|\lambda|^3 B^{\varphi}} \right\rangle, \quad (42)$$

with $\langle \dots \rangle$ given for a closed field line by (10) with finite φ_N . It is convenient to express it via the mono-energetic bootstrap coefficient (11),

$$\lambda_{bB} = \frac{3\bar{D}_{31}}{v\rho_L B}, \quad (43)$$

in order to use it also for finite collisionality.

The separate contribution of trapped particle region to λ_{bB} is obtained by replacement of lower integration limit in (37) from 0 to $\eta_b + o$,

$$\lambda_{bB}^{tr} = \left\langle B^2 \int_{\varphi_0}^{\varphi} d\varphi' \frac{|\nabla r| k_G}{2BB^{\varphi}} \lambda_b (3 + \lambda_b^2) \right\rangle, \quad \lambda_b = \sqrt{1 - \eta_b B}. \quad (44)$$

In the usual case of small magnetic field modulation amplitude $\varepsilon_M \ll 1$, this contribution is of the order $\varepsilon_M^{1/2}$ as compared to the first term in (42) and is of the order ε_M as compared to the second term. Therefore, it can be ignored (Boozer and Gardner, 1990) as long as an exact compensation of bootstrap current, $\lambda_{bB} = 0$, is not looked for.

The factor (42) is the same with the result of Shaing and Callen, what is a natural consequence of using the same method. Namely, $\lambda_{bB} = (1 - f_c) \langle \tilde{G}_b \rangle / S$ where $S = dV/dr$ is the flux surface area, fraction of circulating particles f_c is given by Shaing and Callen (1983), Eq. (56) and geometrical factor \tilde{G}_b is given there by Eqs. (75b) and (60c). In case of negligible toroidal equilibrium current, $B_{\vartheta} = 0$, the result of Boozer and Gardner (1990) is also approximately recovered, $\lambda_{bB} = \Delta_0 B_{\varphi} dr/d\psi + O(\varepsilon_M)$, where the quantity Δ_0 is given by Eqs. (51), (53) and (54) of Boozer and Gardner (1990) ignoring small trapped particle contribution and other corrections linear in ε_M (in case of a circular tokamak, $\lambda_{bB} \approx A\Delta_0$ where A is the aspect ratio).

Note that the trapped particle distribution function here is formally the same with the one given in the implicit form by Eq. (54) of Shaing and Callen (1983) omitting there the ripple plateau contribution absent in our case where we ignored banana precession (cross-field drift within flux surfaces) already in the starting equation (3). On the other hand, we obtained also the explicit expression for its odd part (35) which is demonstrative for the distribution of parallel equilibrium current in the velocity space. It can be seen that a significant part of this current (essentially of the Pfirsch-Schlüter current) flows in the boundary layers between trapped particle classes (but not in the main, trapped-passing boundary layer). The origin of these localized currents is the same with the origin of Pfirsch-Schlüter current in all devices, i.e. they remove charge separation introduced by the radial particle drift. However, in contrast to tokamaks (and tokamak-like part of the current in stellarators) where compensation currents are produced in a long mean free path regime within a single turn of particle bounce motion due to the finite radial displacement during this time, localized currents serve to compensate charge separation by finite bounce-averaged drift, which accumulates on much longer collisional detrapping time. Interpreting the source term $s_{(1)}$, Eq. (4), in the regions where it is positive as a source of “particles” and where it is negative as a source of “anti-particles” whose total amount generated at the

flux surface is the same with the amount of “particles” being a consequence of quasi-Liouville’s theorem (15), we see that particles (or anti-particles) accumulated in the local ripple wells due to the finite bounce averaged drift, $H_j \neq 0$, can only leave the wells due to collisional scattering flux through the class boundaries (see Fig. 1). Since local collisional flux density generally needs not to be continuous at this boundary, $\partial g_{-1}(\eta - o)/\partial \eta \neq \partial g_{-1}(\eta + o)/\partial \eta$, a significant amount of particles (anti-particles) is re-distributed through the boundary layers, what is manifested by the δ -like behavior of g_0 , Eq. (35), being, up to a factor, a parallel flow density in velocity space.

The asymptotic series expansion (17) can be continued to the next order, leading to the correction g_1 . This correction, however, has a non-integrable singularity at class transition boundaries, $g_1 \propto (\eta - \eta_c)^{-2}$ (in contrast to integrable singularity of $g_0 \propto \log |\eta - \eta_c|$), which is a consequence of finite geodesic curvature at respective local field maxima. Therefore, contributions of the corrections to the collisional flux density in the matching conditions (31) become compatible at finite collisionality for $|\eta - \eta_c| = \delta \eta \propto l_c^{-1/2} \propto \nu^{1/2}$ where $\partial g_0(\eta)/\partial \eta \sim \delta \eta^{-1}$ and $\partial g_1(\eta)/\partial \eta \sim l_c^{-1} \delta \eta^{-3}$. In other words, the expansion (17) breaks down at the edge of the boundary layer of width $\delta \eta$. Respectively, matching interval o in Eq. (28), which is an infinitesimal for vanishing collisionality, should satisfy $\delta \eta \ll o \ll \eta$ for finite collisionality, which means that the error of the asymptotic solution scales with $\sqrt{\nu}$ rather than with ν . Since particle – anti-particle re-distribution flux manifested by δ -functions in asymptotic expression (35) for g_0 is independent of collisionality, we can estimate the odd part of the distribution function which carries this flux in the class-transition boundary layers as $g_{\text{odd}} \propto \delta \eta^{-1} \propto l_c^{1/2} \propto \nu^{-1/2}$. As shown below, presence of these strong parallel flows in class transition boundary layers is actually responsible for the “anomalous” behavior of bootstrap current at finite collisionality.

Adjoint problem

The asymptotic solution of the adjoint problem has been derived by Helander et al. (2011) omitting in the correction g_0 , which determines particle flux, the φ independent part \bar{g}_0 which does not contribute to this flux and, respectively, is not needed for the Ware pinch coefficient. Here, we extend this derivation in order to obtain the complete even part of this correction useful for the interpretation of numerical examples in the following sections. The leading order asymptotic solution is odd in σ and is given by the bounce-averaged equation (20) for the source $s_{(3)}$, see Eq. (4), with the same boundary conditions as previously as

$$g_{-1} = \sigma \eta \int_{\varphi_0}^{\varphi_N} d\varphi \frac{B^2}{B^\varphi} \int_{\eta}^{\eta_b} d\eta' \left(\int_{\varphi_0}^{\varphi_N} d\varphi D_\eta \right)^{-1} = \sigma l_c \int_{\eta}^{\eta_b} d\eta' \frac{\langle B^2 \rangle}{\langle |\lambda| \rangle} \quad (45)$$

in the passing region, and $g_{-1} = 0$ in the trapped region. The next order correction results from Eqs. (19) in the trapped region in

$$g_0(\varphi, \eta) = \sigma \int_{\varphi_j^-}^{\varphi} d\varphi' s_{(3)} + \bar{g}_0(\eta) = \int_{\varphi_j^-}^{\varphi} d\varphi' \frac{B^2}{B^\varphi} + \bar{g}_0(\eta) = \int_{\varphi_b}^{\varphi} d\varphi' \frac{B^2}{B^\varphi} \equiv g_0^t(\varphi), \quad (46)$$

where we integrated Eq. (23),

$$\frac{\partial \bar{g}_0}{\partial \eta} = \frac{B^2(\varphi_j^-)}{B^\varphi(\varphi_j^-)} \frac{\partial \varphi_j^-}{\partial \eta},$$

from the trapped-passing boundary and included an arbitrary integration constant into the lower integration limit φ_b being, therefore, an arbitrary constant too. This constant is the same for all classes due continuity of g_0 at class transition boundaries. In the passing region, solutions of Eqs. (19) and (23) result in

$$g_0(\varphi, \eta) = \int_{\varphi_b}^{\varphi} d\varphi' \left(\frac{B^2}{B^\varphi} - \frac{\partial}{\partial \eta} \frac{\eta \langle B^2 \rangle |\lambda|}{\langle |\lambda| \rangle B^\varphi} \right) + \bar{g}_0(\eta), \quad (47)$$

where

$$\bar{g}_0(\eta) = \int_0^\eta \frac{d\eta'}{\langle |\lambda| \rangle} \left\langle |\lambda| \frac{\partial^2}{\partial \eta'^2} \frac{\eta' \langle B^2 \rangle}{\langle |\lambda| \rangle} \int_{\varphi_b}^\varphi d\varphi' \frac{|\lambda|}{B^\varphi} \right\rangle + C_\sigma, \quad (48)$$

and where C_σ are different integration constants of Eq. (23) for $\sigma = \pm 1$.

Similar to the solution of the direct problem in the passing region, the function (47) does not depend on φ_b . However, it has an integrable logarithmic singularity at the trapped passing boundary, $g_0 \propto \log(\eta_b - \eta)$, in particular, due to such singularity of $\partial \langle |\lambda| \rangle / \partial \eta$ which, up to a constant factor, is a bounce time. Next order correction shows again that series expansion breaks down in the boundary layer, $|\eta_b - \eta| \leq \delta\eta \propto l_c^{-1/2}$.

It is convenient now to split g_0 into even and odd in σ parts, $g_0 = g_0^{\text{even}} + g_0^{\text{odd}}$, where g_0^{even} is given by Eqs. (46)-(48) with replacement of C_σ to a constant C_{even} and $g_0^{\text{odd}} = \sigma C_{\text{odd}} \Theta(\eta_b - \eta)$ where C_{odd} is another constant.

For matching through the trapped-passing boundary, we take an odd part of Eq. (3) and, similar to (32), integrate it across the boundary layer ignoring the contribution of the source term and retaining only the leading order solution (45) in the collisional flux through the boundaries of integration domain,

$$\frac{\partial}{\partial \varphi} \int_{\eta_b - \Delta\eta}^{\eta_b + \Delta\eta} d\eta g_0^{\text{even}}(\varphi, \eta) = \left(\frac{\eta \langle B^2 \rangle}{\langle |\lambda| \rangle} \frac{|\lambda|}{B^\varphi} \right)_{\eta=\eta_b - \Delta\eta} \rightarrow \left(\frac{\eta \langle B^2 \rangle}{\langle |\lambda| \rangle} \frac{|\lambda|}{B^\varphi} \right)_{\eta=\eta_b}, \quad (49)$$

where $\delta\eta \ll \Delta\eta \ll \eta_b$, $\delta\eta$ is the boundary layer width and the last expression corresponds to the limit $\Delta\eta \rightarrow 0$. Thus g_0^{even} can be formally presented near the trapped passing boundary as

$$g_0^{\text{even}} = \delta(\eta_b - \eta) \int_{\varphi_b}^\varphi d\varphi' \frac{\eta \langle B^2 \rangle}{\langle |\lambda| \rangle} \frac{|\lambda|}{B^\varphi} + o(\delta\eta^{-1}), \quad (50)$$

where the last term provides a vanishing contribution to the integral (49) and φ_b is still arbitrary. To fix this constant, we notice that in case of stellarator symmetry, $B(2\varphi_s - \varphi) = B(\varphi)$ and $B^\varphi(2\varphi_s - \varphi) = B^\varphi(\varphi)$ where φ_s is a symmetry point, stellarator symmetric part of g^{even} is independent of φ . Namely, it can be checked that function $g^*(\varphi, \eta, \sigma) \equiv g^*(2\varphi_s - \varphi, \eta, -\sigma)$ satisfies the same Eq. (3) but with an opposite sign of the source $s_{(3)}$ and, therefore, $g^* = -g + C$ where C is an arbitrary constant. Thus, $g^{\text{even}}(\varphi, \eta) + g^{\text{even}}(2\varphi_s - \varphi, \eta) = C$ which fixes φ_b to $\varphi_b = \varphi_s = (\varphi_0 + \varphi_N)/2$ being the second symmetry point which necessarily exists besides the global maximum point φ_0 where the jump (49) is undetermined, and function (50) is discontinuous with φ . Since g_0 is determined up to a constant, we can add it to all three solutions (46), (47) and (50) to fix $\varphi_b = \varphi_s$ in Eq. (46). This change is negligible in the boundary layer solution (50), and it only re-defines the unknown C_{even} in the passing region where we can safely set $\varphi_b = \varphi_s$ since the solution (47) does not depend on this integration limit. Thus we can combine even parts of all three solutions into

$$g_0^{\text{even}}(\varphi, \eta) = \int_{\varphi_b}^\varphi d\varphi' \left(\frac{B^2}{B^\varphi} - \frac{\partial}{\partial \eta} \left(\Theta(\eta_b - \eta) \frac{\eta \langle B^2 \rangle}{\langle |\lambda| \rangle} \frac{|\lambda|}{B^\varphi} \right) \right) + \Theta(\eta_b - \eta) \bar{g}_0(\eta), \quad (51)$$

where \bar{g}_0 is given by Eq. (48) with $C_\sigma = C_{\text{even}}$.

In order to determine C_{even} , we integrate an even part of Eq. (3) over φ in the domain $\varphi_{\text{beg}}(\eta) < \varphi < \varphi_{\text{end}}(\eta)$ where $\eta < \eta_b + \Delta\eta$,

$$\int_{\varphi_{\text{beg}}}^{\varphi_{\text{end}}} d\varphi \sum_{\sigma=\pm 1} \frac{\partial}{\partial \eta} D_\eta \frac{\partial g}{\partial \eta} = \frac{\partial}{\partial \eta} \int_{\varphi_{\text{beg}}}^{\varphi_{\text{end}}} d\varphi \sum_{\sigma=\pm 1} D_\eta \frac{\partial g}{\partial \eta} = 0. \quad (52)$$

This equation can be integrated once with the condition of zero flux at the strongly passing boundary $\eta = 0$,

$$\int_{\varphi_{\text{beg}}}^{\varphi_{\text{end}}} d\varphi \frac{|\lambda|}{B^\varphi} \frac{\partial g^{\text{even}}}{\partial \eta} = \frac{\partial}{\partial \eta} \int_{\varphi_{\text{beg}}}^{\varphi_{\text{end}}} d\varphi \frac{|\lambda| g^{\text{even}}}{B^\varphi} + \frac{1}{2} \int_{\varphi_{\text{beg}}}^{\varphi_{\text{end}}} d\varphi \frac{B g^{\text{even}}}{|\lambda| B^\varphi} = 0. \quad (53)$$

Integrating this condition across the boundary layer we can express the normalized number of particles in this layer,

$$N_b = \frac{1}{2} \int_{\eta_b - \Delta\eta}^{\eta_b + \Delta\eta} d\eta \int_{\varphi_{\text{beg}}}^{\varphi_{\text{end}}} d\varphi \frac{B g^{\text{even}}}{|\lambda| B^\varphi}, \quad (54)$$

via the jump in distribution function,

$$N_b = \left[\int_{\varphi_{\text{beg}}}^{\varphi_{\text{end}}} d\varphi \frac{|\lambda| g^{\text{even}}}{B^\varphi} \right]_{\eta_b + \Delta\eta}^{\eta_b - \Delta\eta}, \quad (55)$$

which provides a condition on C_{even} . Note that integrals in the r.h.s. of (55) are not divergent in the limit $\Delta\eta \rightarrow 0$, in contrast to g_0^{even} in the passing region, $\eta = \eta_b - \Delta\eta$. Since stellarator symmetric part of g^{even} which can only contribute to Eq. (54) is negligible in the boundary layer, $\lim_{\Delta\eta \rightarrow 0} N_b = 0$.

Similarly, due to anti-symmetry of $g^{\text{even}} \approx g_0^{\text{even}}$ in the trapped particle domain and of the first term in Eq. (47) in the passing particle domain, the only term contributing to the condition (55) is \bar{g}_0 which is reduced in Eq. (48) to $\bar{g}_0 = C_{\text{even}}$. Thus, condition (55) fixes $C_{\text{even}} = 0$, and the final solution for the even part of g_0 is given then by Eq. (51) with $\bar{g}_0 = 0$. This solution is the same with Eq. (12) of Helander et al. (2011) except for the lower integration limit φ_b which is at the second symmetry point φ_s but not at the global maximum point φ_0 .

Note that in a more general case where stellarator symmetry is absent, point φ_b in Eq. (50) should satisfy

$$\int_{\varphi_0}^{\varphi_b} \frac{d\varphi'}{B^\varphi} |\lambda| = \int_{\varphi_b}^{\varphi_N} \frac{d\varphi'}{B^\varphi} |\lambda| \quad (56)$$

in order that N_b stays finite to fulfil the condition (55) at vanishing collisionality. In case the global maximum value of B is reached at more than one point (e.g. if the field line makes few poloidal turns in a tokamak), the boundary layer splits into few independent segments limited by φ_{beg} and φ_{end} located at neighboring global maxima. Respectively, condition (56) with replacement $\varphi_0 \rightarrow \varphi_{\text{beg}}$ and $\varphi_N \rightarrow \varphi_{\text{end}}$ must be fulfilled for each segment independently, resulting in individual values of φ_b in each segment. This affects only the boundary layer and trapped particle domain since in the passing domain g_0 is independent of φ_b .

Substituting (45) and (51) for $g_{(3)} = g_{-1} + g_0$ in Eq. (11) we obtain the mono-energetic Ware-pinch coefficient as

$$\bar{D}_{13} = \frac{1}{3} v \rho_L B \lambda_{bB}^\dagger, \quad (57)$$

with the geometrical factor given by

$$\lambda_{bB}^\dagger = \frac{1}{2} \left\langle \int_0^{1/B} d\eta g_0^{\text{even}} \frac{|\nabla r| k_G}{B} \frac{\partial}{\partial \eta} (3|\lambda| + |\lambda|^3) \right\rangle. \quad (58)$$

Exchanging in this expression the integration order over η and φ and integrating by parts over φ within the motion domains $\varphi_{\text{beg}}(\eta) < \varphi < \varphi_{\text{end}}(\eta)$ we use conditions (15) to eliminate contribution from the

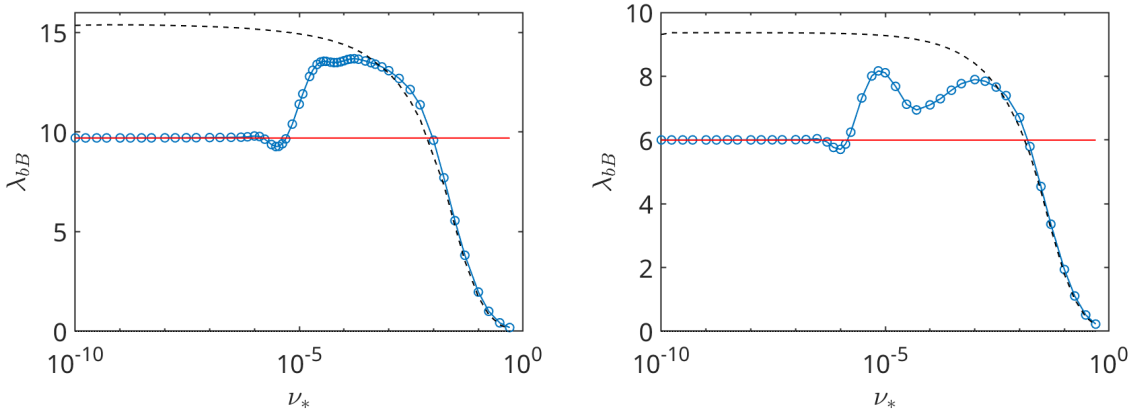


Figure 2: Geometrical factor λ_{bB} computed by NEO-2 (blue) for different normalized collisionalities ν_* and computed from the Shaing-Callen limit (42) evaluated by NEO (red) for $\iota = 1/4$ (left) and $\iota = 2/5$ (right). Black dashed lines show the result of NEO-2 for axisymmetric fields ($\varepsilon_M = 0$).

integration limits. Thus, only the derivative $\partial g_0/\partial\varphi$ can contribute. Integrating the result by parts over η in the term with $\Theta(\eta_b - \eta)$, one finally obtains $\lambda_{bB}^\dagger = \lambda_{bB}$ given by Eq. (42).

It should be noted that in contrast to the solution of direct problem, solution of the adjoint problem (51) is regular at all class transition boundaries and has a δ -like behavior only in the boundary layer at the trapped-passing boundary where finite collisionality scaling of g^{even} is $g^{\text{even}} \sim l_c^{1/2} \sim \nu^{-1/2}$. As shown below, interaction of this boundary layer with locally trapped particle domains is responsible for the “anomalous” behavior of Ware pinch coefficient at finite collisionalities.

2.3 Finite collisionality, numerical examples

For the numerical tests, we use the drift kinetic equation solver NEO-2 (Kernbichler et al., 2008; Kasilov et al., 2014; Martitsch et al., 2014; Kernbichler et al., 2016; Kapper et al., 2016, 2018) which, generally, employs a full linearized collision operator including the relativistic effects (Kapper et al., 2018). Here, we restrict its collision operator to the Lorentz model only. The magnetic field model corresponds to a circular tokamak with concentric flux surfaces ($\beta = 0$) and with a toroidal ripple-like perturbation, given in Boozer coordinates by

$$B(r, \vartheta, \varphi) = B_0(r, \vartheta) \left(1 + \varepsilon_M \frac{B_0^2(r, \vartheta)}{B_{00}^2(r)} \cos(n\varphi) \right)^{-1/2}. \quad (59)$$

Here, $B_0(r, \vartheta)$ is the unperturbed field, $B_{00}(r)$ is the $(m, n) = (0, 0)$ harmonic of this field and ε_M is the modulation amplitude. It can be checked that this field fulfills “true surface” condition (40) at all rational flux surfaces, which is a property useful for the studies of bootstrap resonances briefly discussed in Section 4.1. We fix $n = 3$ and $\varepsilon_M = 0.05$ and consider two cases of the rotational transform $\iota = 1/q$ with $\iota = 1/4$ and $\iota = 2/5$ where the field line is closed after one and two poloidal turns, respectively.

The normalized bootstrap coefficient (43) computed by NEO-2 for the above two cases as function of the normalized collisionality $\nu_* = \pi R \nu_\perp / v = \pi R / (2l_c) = \pi \nu^*$ where R is the major radius of the magnetic axis and ν^* is the definition of Beidler et al. (2011) is compared to Shaing-Callen limit (42) in Fig. 2. It can be seen that asymptotic value is abruptly reached in both cases at rather low collisionalities $\nu_* \sim 10^{-6}$ with the collisional λ_{bB} dropping briefly below the Shaing-Callen limit prior to convergence. Naturally, the normalized Ware pinch coefficient λ_{bB}^\dagger , Eq. (57), differs from bootstrap coefficient only by small numerical errors and cannot be distinguished in this plot. For the studies of the off-set of collisional bootstrap (Ware-pinch) coefficient from the asymptotic value seen at low but

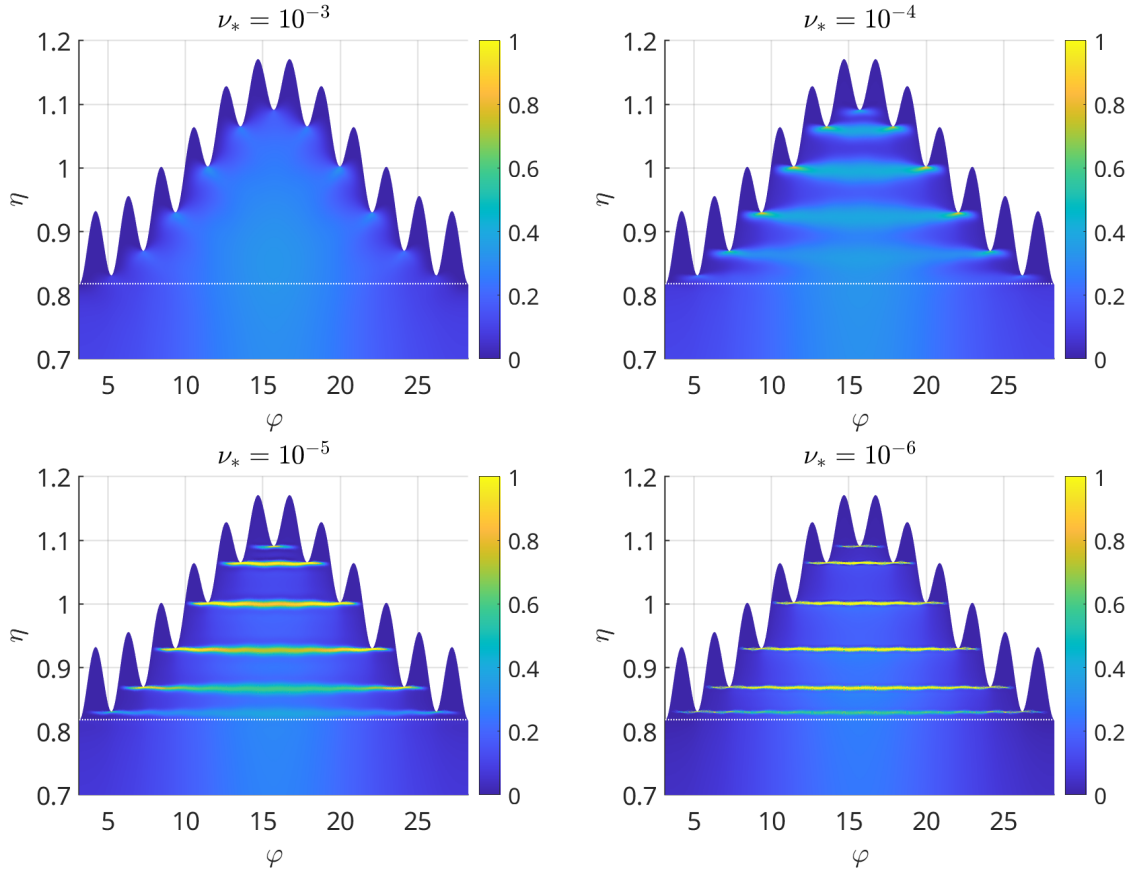


Figure 3: Odd part of the distribution function, $g_{\text{odd}}(\varphi, \eta) = (g(\varphi, \eta, 1) - g(\varphi, \eta, -1))/2$, driven by $s_{(1)}$ for different normalized collisionalities ν_* (see the legend) in case $\iota = 1/4$. The trapped-passing boundary is shown by a white dotted line.

finite collisionality we examine the distribution function computed by NEO-2 in direct and adjoint problem separately.

Direct problem

An odd part of the distribution function perturbation g_{odd} responsible for bootstrap current in the direct problem is shown in Fig. 3. One can observe the appearance of boundary layers around class transition boundaries (but not at the trapped-passing boundary) with decreasing collisionality. It can be seen that at lowest collisionality, $\nu_* = 10^{-6}$, where the asymptotic limit is reached in Fig 2, the highest class transition boundary layer corresponding to two highest local maxima becomes clearly separated from the trapped-passing boundary.

The distribution of parallel equilibrium current in velocity space is better seen from Fig. 4 where an integral $\int_{\eta}^{1/B} d\eta' g_{\text{odd}}$ is shown at the middle of the field line ($\varphi = \varphi_b = 5\pi$). According to Eq. (37) value of this integral at $\eta = 0$ up to a factor equals parallel equilibrium current density. It can be seen that the contribution of the trapped particle region to the parallel current is independent of collisionality despite the varying width of class transition boundary layers which carry a significant amount of this current. Off-set of the current which depends on collisionality is produced in the passing particle region. Solution g_{odd} in this region is determined up to arbitrary constant, which should match then the solution in the trapped-passing boundary layer. At sufficiently low collisionalities ($\nu_* < 10^{-5}$),

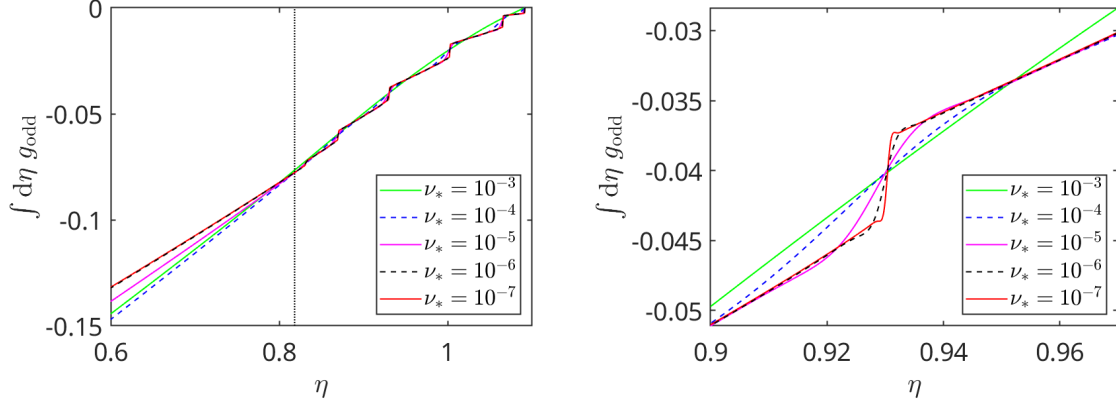


Figure 4: Integral $\int_{\eta}^{1/B} d\eta' g_{\text{odd}}$ as function of the lower limit (left), and its zoom near one of class transition boundaries (right) for various plasma collisionalities (see the legend) at $\varphi = 5\pi$. The trapped-passing boundary is shown by a vertical dotted line.

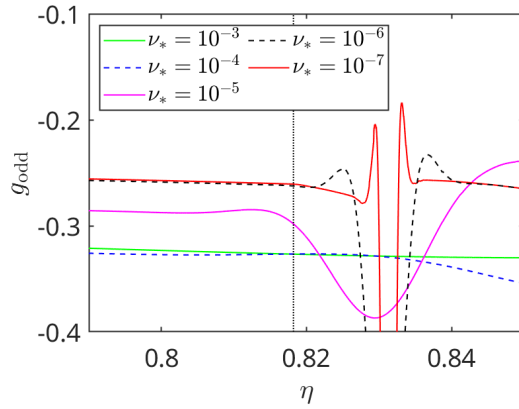


Figure 5: Odd part of the distribution function g_{odd} near the trapped-passing boundary (vertical dotted line) at $\varphi = 5\pi$ for various collisionalities (see the legend).

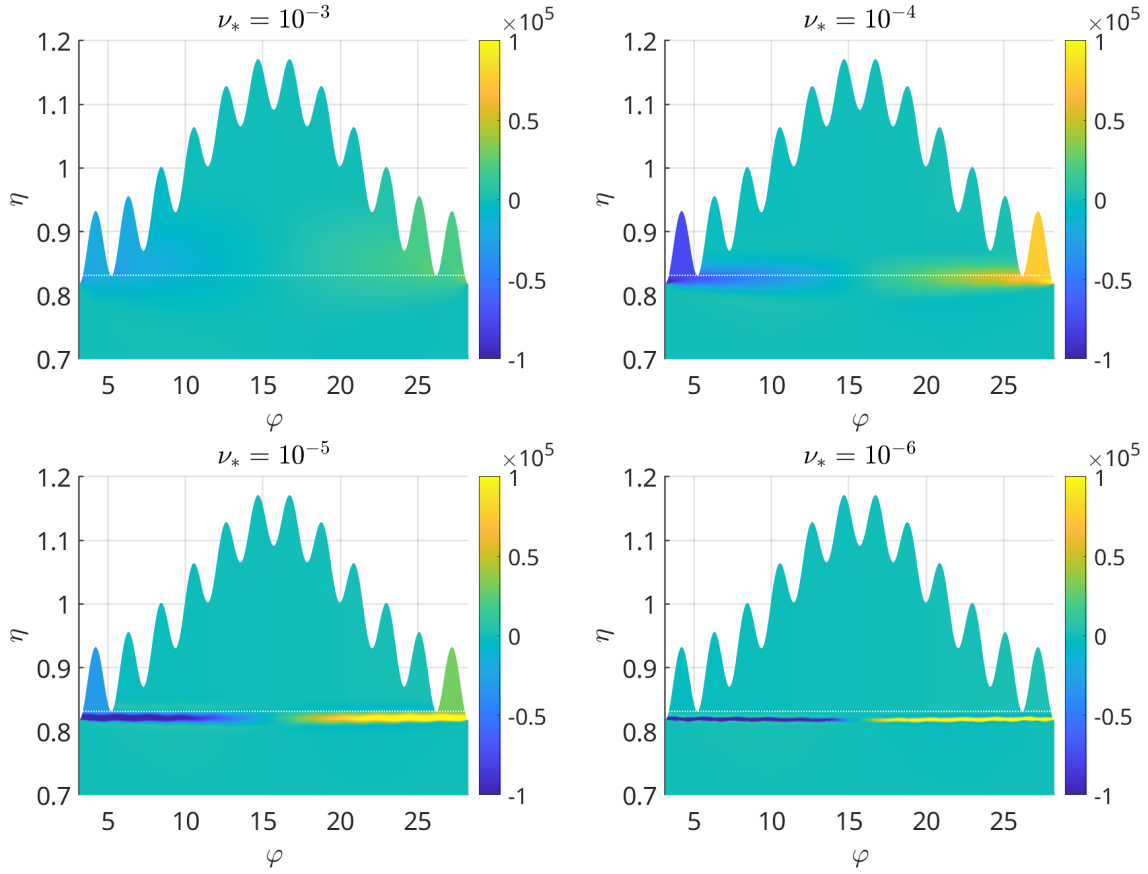


Figure 6: Even part of the distribution function, $g_{\text{even}}(\varphi, \eta) = (g(\varphi, \eta, 1) + g(\varphi, \eta, -1))/2$, driven by $s_{(3)}$ for the same cases as in Fig. 3. The transition boundary between the two highest trapping classes is shown by a white dotted line.

where bootstrap current is independent of collisionality the nearest class transition boundary layer is well separated from the trapped-passing boundary (see Fig. 5), and the boundary condition for passing particles is fully determined by the last trapped orbit nearest to the boundary between trapped and passing particle domains (Boozer and Gardner, 1990). The rest of trapped particle domain has no effect on passing distribution, because “particles” generated by bounce averaged drift in the first local ripple fully annihilate in class transition boundary layer with “anti-particles” generated in the last local ripple where the sign of geodesic curvature is opposite to the sign in the first ripple. At higher collisionalities ($\nu_* \geq 10^{-5}$), where class transition boundary layer crosses trapped-passing boundary, some part of “particles” generated in the first ripple enters the co-passing domain since they cross trapped-passing boundary with positive velocity while “anti-particles” from the last ripple enter the counter-passing domain. Both create a current off-set of the same sign. Naturally, they cannot annihilate because they enter different domains.

Note that at some intermediate collisionality off-set changes sign (see Fig. 2). In this case, the class transition layer is almost isolated from the trapped-passing boundary, so that the probability to enter the passing domain after a single pass along the boundary layer is lower than the probability to do that after the first reflection near the global maximum. In such case, most “particles” enter counter-passing domain (“anti-particles” - co-passing) what results in negative current off-set.

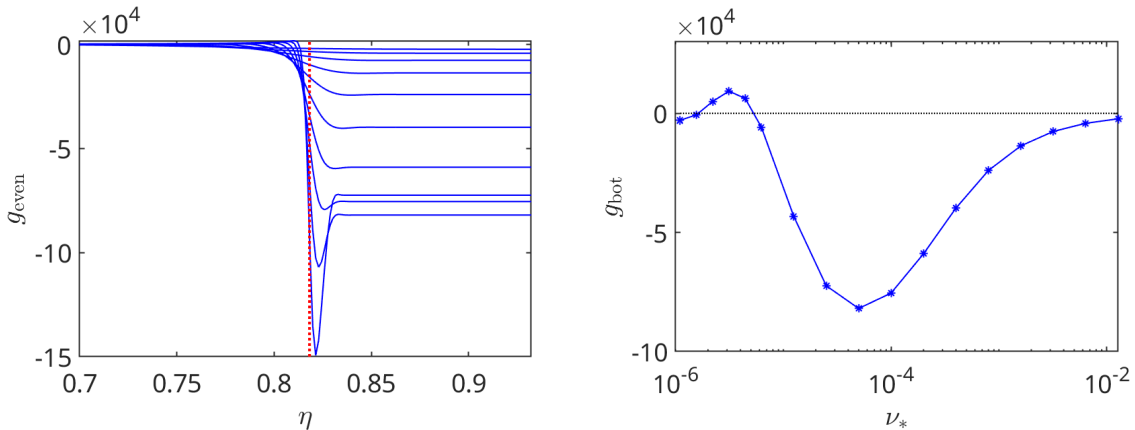


Figure 7: Even part of the distribution function g_{even} as function of η in the middle of the left off-set well, $\varphi = 4\pi/3$ for various collisionalities (left) and $\iota = 1/4$. The trapped-passing boundary is shown by a vertical line. The value of g_{even} at the off-set well bottom, g_{bot} , is shown as a function of ν_* in the right plot.

Adjoint problem

An even part of the distribution function perturbation $g_{\text{even}} = g^{\text{even}}$ responsible for particle flux (Ware pinch) in the adjoint problem is shown in Fig. 6 for the same cases as in Fig. 3. As expected, boundary layer appears at low collisionality only at the trapped-passing boundary. The structure of this layer well agrees with the complete analytical solution (51), i.e. g_{even} is an anti-symmetric function of φ with respect to the middle stellarator symmetry point φ_b .

Similar to the direct problem, if the trapped-passing boundary layer is well separated from the nearest class transition boundary (lowest collisionality case, $\nu_* = 10^{-6}$) the Ware pinch coefficient agrees with the asymptotic limit. At higher collisionalities where this boundary layer enters a class-transition boundary, one can observe increased g_{even} in the local ripple wells whose lowest maximum determines this transition boundary. This accumulation of the particles in local ripples drives the off-set of Ware pinch since g_{even} there is anti-symmetric with respect to mid-point $\varphi_b = 5\pi$, what is true also for geodesic curvature and, respectively, for bounce-averaged radial drift velocity in these local ripples. Therefore, particles in both ripples drive the flux of the same sign. In the following, we will call such ripples “off-set wells”. As one can see from Fig. 7, g_{even} is constant in most of the off-set well, and changes only in the vicinity of class transition boundary. Therefore, we can characterize g_{even} in the whole off-set well by its value at the off-set well bottom, which will be denoted as g_{off} . It can be seen that g_{off} has similar feature to λ_{bB} , i.e. it changes sign with reducing collisionality before going to zero.

Properties of this distribution function off-set, which was also observed in GSRAKE modelling (Beidler, 2020), will be studied in more detail in the next section. Here, we only show an extra example in Fig. 8 where more than one type of off-set wells is present simultaneously with different types of off-sets dominating at different collisionalities. In this example, both, off-set wells containing only the lowest class of trapped particles who traverse a single minimum during their bounce period (as in Fig. 6) and an off-set wells containing many classes are shown. Note that trapped-passing boundary layer which has a standard (collisionless) form at lowest collisionality $\nu_* = 10^{-6}$ appear to be split in two independent layers at the intermediate collisionalities $\nu_* \leq 10^{-4}$ where mismatch of two local maxima located near the middle of field line with the global maximum becomes small compared to the typical boundary layer width (see the discussion of few global maxima case after Eq. (51)). Thus, off-set phenomenon has rather high complexity even in the simple case of a closed field line which is, nevertheless, illustrative for the realistic configurations. In particular, switching off-sets can be ob-

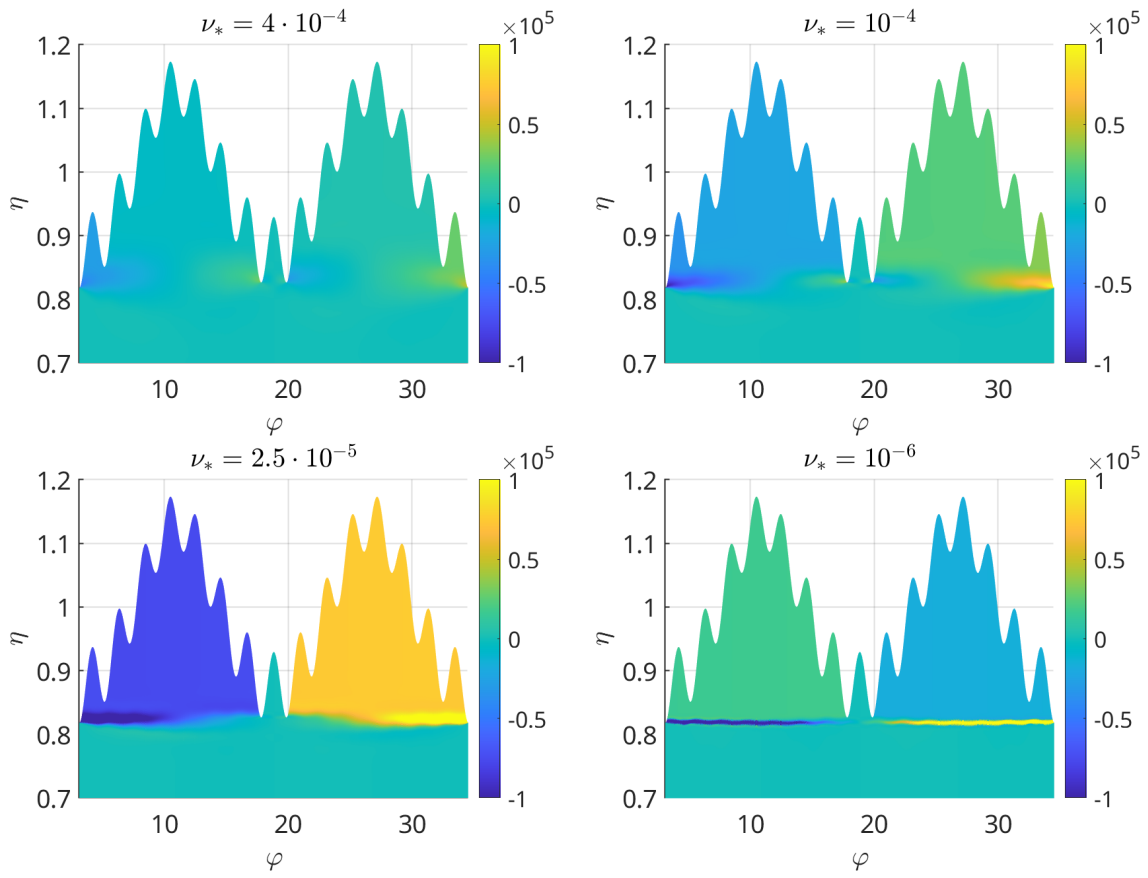


Figure 8: The same as in Fig. 6 for $\iota = 2/5$ and different collisionalities (see the legend).

served in Fig. 3 of (Kernbichler et al., 2016) where bootstrap coefficient has been computed for W-7X down to collisionalities $\nu_* = 10^{-9}$.

3 Bootstrap / Ware-pinch off-set for a closed field line

Let us study the bootstrap / Ware-pinch off-set phenomenon in more details. Since both effects are quantitatively the same due to the Onsager symmetry of transport coefficients, we focus now on the Ware pinch effect only.

3.1 Boundary layer e-folding

As we have seen from asymptotic solutions and numerical examples in both, direct and adjoint problem, distribution function g_0 which is independent of collisionality in most phase space includes huge contributions localized in boundary layers where they scale as $l_c^{1/2} \sim \nu^{-1/2}$ and formally become infinite in the collisionless limit manifested by δ -functions in the asymptotic solutions. To estimate the decay of these localized contributions outside the boundary layer, we consider the homogeneous kinetic equation (3) and use the ansatz of Helander et al. (2011). Namely, we replace in the trapped particle domain the independent variable φ with

$$\theta_H = \theta_H(\varphi, \eta, \sigma) = \frac{\pi\sigma}{I_j} \int_{\varphi_j^-}^{\varphi} \frac{d\varphi' |\lambda|}{B\varphi'}, \quad (60)$$

where the integral $I_j = I_j(\eta)$ is defined in Eq. (26). Thus, particles with $\lambda > 0$ are described by $0 < \theta_H < \pi$, particles with $\lambda < 0$ are described by $-\pi < \theta_H < 0$, and continuity of the distribution function at both turning points is enabled by periodicity of g with θ_H . The homogeneous equation (3) then takes the form

$$\frac{\partial g}{\partial \theta_H} = \left(\frac{\partial}{\partial \eta} + \frac{\partial}{\partial \theta_H} \frac{\partial \theta_H}{\partial \eta} \right) D_H \left(\frac{\partial g}{\partial \eta} + \frac{\partial \theta_H}{\partial \eta} \frac{\partial g}{\partial \theta_H} \right), \quad (61)$$

where

$$D_H = D_H(\eta) = \frac{\eta I_j}{\pi l_c}. \quad (62)$$

Expanding the distribution function in Fourier series over θ_H ,

$$g(\theta_H, \eta) = \sum_{m=-\infty}^{\infty} g_{[m]} e^{im\theta_H}, \quad (63)$$

Eq. (61) turns into a coupled ODE set for Fourier amplitudes $g_{[m]}(\eta)$. It should be noted that terms with $\partial \theta_H / \partial \eta$ which lead to the coupling of Fourier modes are negligible small in most of phase space except for the close vicinity of the boundary (sub-layer (Helander et al., 2011)) where due to the scaling $\partial^2 \theta_H / \partial \eta^2 \sim \eta^{-1} (\eta - \eta_b)^{-1}$ their contribution is compatible with the left-hand side which means the sub-layer width $\eta - \eta_b \sim \nu_* \ll \sqrt{\nu_*}$. Thus, one can ignore the right-hand side terms with derivatives over θ_H outside the sub-layer, and the set decouples into

$$im g_{[m]} = \frac{\partial}{\partial \eta} D_H \frac{\partial g_{[m]}}{\partial \eta}. \quad (64)$$

Harmonic

$$g_{[0]} = \frac{1}{2I_j} \sum_{\sigma=\pm 1} \int_{\varphi_j^-}^{\varphi_j^+} d\varphi \frac{|\lambda| g}{B\varphi} \quad (65)$$

is actually negligible for the boundary layer contribution because δ -like terms in the direct problem are odd, and in the adjoint problem it describes a jump (55) of the asymptotic solution outside the layer which does not scale with collisionality (this jump is zero in our examples). Ignoring in (64) variation of D_H in the main boundary layer, $D_H(\eta) \approx D_H(\eta_b)$, we look for solutions in the form $g_{[m]} \propto \exp(\kappa_m(\eta - \eta_b))$ with $m = 1$ harmonic being dominant with increasing $\eta - \eta_b$. Thus, boundary layer contribution decays outside the layer as

$$g_0 \approx a \exp\left(\frac{\eta_b - \eta}{\delta\eta_e}\right) \left(\cos\left(\frac{\eta_b - \eta}{\delta\eta_e} + \phi\right) \cos(|\theta_H|) - \sigma \sin\left(\frac{\eta_b - \eta}{\delta\eta_e} + \phi\right) \sin(|\theta_H|) \right), \quad (66)$$

where $|\theta_H| = |\theta_H(\varphi, \eta)|$, and $\delta\eta_e$ is boundary layer e-folding length,

$$\delta\eta_e = \sqrt{2D_H(\eta_b)} = \sqrt{\frac{2\eta_b I_j(\eta_b)}{\pi l_c}} \sim \eta_b \left(\frac{\Delta B}{B}\right)^{1/4} \left(\frac{\nu_* \Delta\varphi}{2\pi}\right)^{1/2}, \quad (67)$$

estimated in the last expression via typical variation of B in the magnetic well ΔB and toroidal extent of the boundary layer $\Delta\varphi$.

Differences between the numerical and analytical solution of the adjoint problem (boundary layer contribution Δg) and the asymptotic solution (66) with amplitude a and phase ϕ fitted to match Δg in the upper left plot are shown in Fig. 9. Oscillations of Δg result from interchanging dominance of “particles” and “anti-particles” which enter the trapping domain and become mirrored there once (twice, etc.). Since the observation point in the last three plots is in the region $\varphi_b < \varphi < \varphi_N$, “particles” dominate there over “anti-particles” in the first peak (see also Fig. 6) which they produce before the first reflection. Note that similar oscillatory behavior is seen also in the class-transition boundary layers (see Fig. 5) and is reflected then in the small bootstrap off-set oscillation in Fig. 2 at low collisionality where it decreases exponentially.

3.2 Propagator method, leading order solution

For more detailed analysis of boundary layer effects on bootstrap / Ware pinch off-set, we use propagator method. We look for the solution of the adjoint problem in the whole phase space in the form

$$g_{(3)}(\varphi, \eta, \sigma) = \Theta(\eta_b - \eta)g_{-1}(\eta) + g_0^t(\varphi) + g_{\text{bou}}(\varphi, \eta, \sigma), \quad (68)$$

where g_{-1} and g_0^t are given by Eqs. (45) and (46), respectively. The kinetic equation (3) corresponding to the source $s_{(3)}$ transforms to

$$\hat{L}g_{\text{bou}} = s_{\text{bou}} + \Delta s, \quad (69)$$

where the source terms are

$$s_{\text{bou}} = \sigma l_c \delta(\eta_b - \eta) \frac{D_\eta \langle B^2 \rangle}{\langle |\lambda| \rangle}, \quad (70)$$

$$\Delta s = -\sigma l_c \Theta(\eta_b - \eta) \frac{\partial}{\partial \eta} \frac{D_\eta \langle B^2 \rangle}{\langle |\lambda| \rangle} - \sigma l_c \frac{\partial}{\partial \eta} \left(\delta(\eta_b - \eta) D_\eta \int_\eta^{\eta_b} d\eta' \frac{\langle B^2 \rangle}{\langle |\lambda| \rangle} \right). \quad (71)$$

In the following, we use a formal solution of Eq. (69) in terms of its Green’s function, which makes it evident that the last term in Eq. (71) does not contribute to the solution since η -integral of this term weighted with any function with finite derivative over η is zero. The remaining term, as we check later, provides a correction of the order $\delta\eta_e$ to the solution driven by s_{bou} , Eq. (70). Thus, we ignore Δs fully in the leading order solution. Note that g_{bou} is an aperiodic function in the passing region due to aperiodicity of g_0^t in the definition (68). The leading order solution is treated nevertheless as periodic, with the aperiodic term included in the ignored correction driven by Δs .

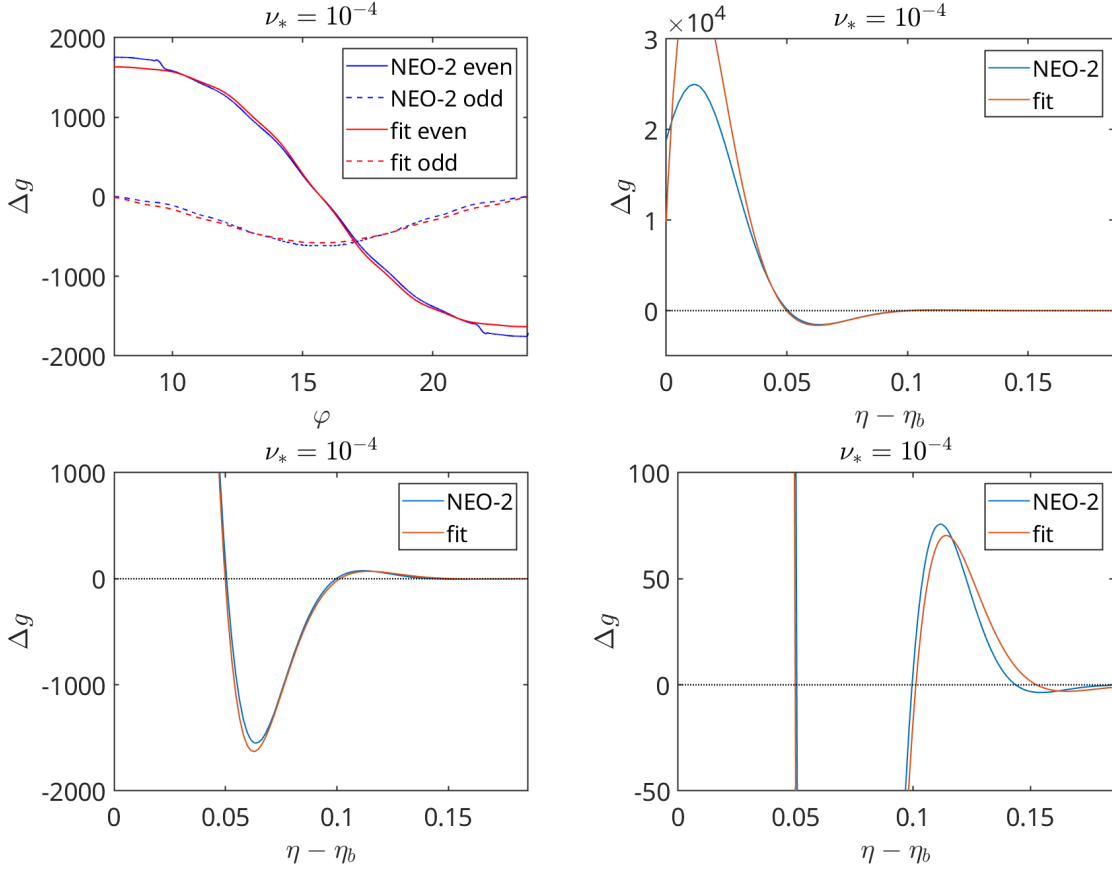


Figure 9: Difference $\Delta g = g - g_0$ between the result of NEO-2 (the same as in Fig. 6 for $\nu_* = 10^{-4}$) and the analytical solution g_0 for the adjoint problem (46) (blue), and fit (66) to Δg in the vicinity of trapped-passing boundary η_b . Upper left - even and odd parts as functions of φ for $\eta - \eta_b = 0.07$. Upper right - even parts as functions of η for $\varphi = 19\pi/3$ (7-th local maximum). Lower panel - zooms of the upper right plot over Y-axis.

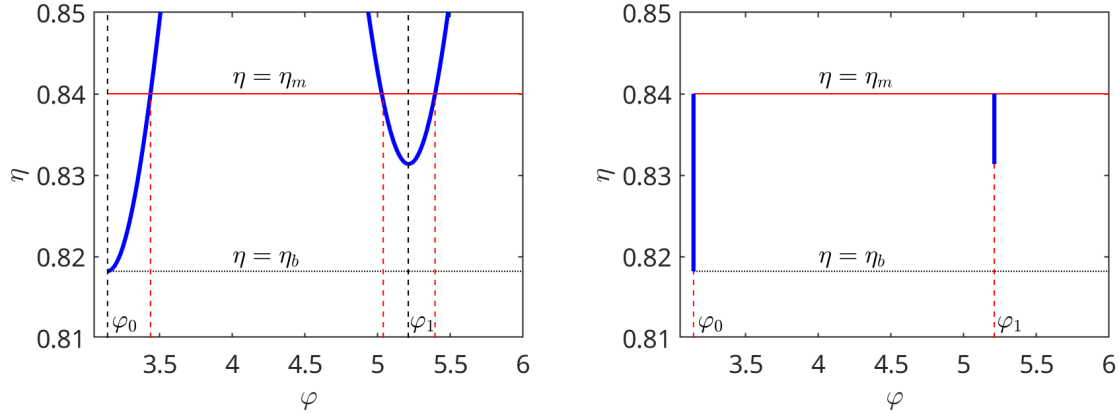


Figure 10: Computation domain before (left) and after (right) simplifying transformation. Trapped-passing boundary $\eta = \eta_b$ and matching boundary $\eta = \eta_m$ are shown by black dotted and red solid line, respectively. Original domain boundary $\eta = 1/B(\varphi)$ (solid blue), field maxima φ_j (dashed black) and boundaries of interface regions $\varphi_j \pm \delta\varphi$ (dashed red) are shown in the left plot. Reflecting (solid) and transparent (dashed) boundaries of the transformed domain are shown in the right plot.

We make the following simplifications. As follows from the analysis in Section 3.1, solutions driven by sources located in the passing region or at the trapped-passing boundary tend exponentially to constants of η at some sufficiently large distance to the trapped-passing boundary, $\eta > \eta_m$, where matching boundary η_m satisfies $\delta\eta_e \ll \eta_m - \eta_b \ll \eta_b$. Generally, these constants can be different in different ripple wells in case they are bounded on both sides by the maxima fulfilling $\eta_m B(\varphi_j) > 1$, see Figs. 6 and 7. Thus, we solve Eq. (69) only in the domain $\eta > \eta_m$ imposing at the matching boundary zero flux condition, $\partial g_{\text{bou}}(\varphi, \eta_m, \sigma)/\partial \eta_m = 0$. The boundary $\eta = \eta_m$ serves then as an upper boundary in most trapped particle domain except the interface regions near global maximum and local maxima fulfilling $\eta_m B(\varphi_j) > 1$ where $\eta_m B(\varphi) > 0$, see Fig. 10. Since widths of these regions $\delta\varphi$ are small at low collisionalities, $\delta\varphi \sim B\delta\eta_e^{1/2} (\partial^2 B/\partial\varphi^2)^{-1/2} \propto l_c^{-1/4}$, we ignore the collision and source terms there, which leads in such a leading order solution to an error of the order $|\lambda|\delta\varphi \sim (\delta\eta_e B)^{1/2}\delta\varphi \sim \delta\eta_e B^{3/2} (\partial^2 B/\partial\varphi^2)^{-1/2} \propto l_c^{-1/2}$, being of the same order with an error introduced by ignoring the sub-layer in Section 3.1. Solution is trivial in the interface regions, and we can express it via mapping between the boundaries $\varphi_j \pm \delta\varphi$ where φ_j is maximum point,

$$\begin{aligned} g_{\text{bou}}(\varphi_j \pm \delta\varphi, \eta, \pm 1) &= g_{\text{bou}}(\varphi_j \mp \delta\varphi, \eta, \pm 1), & \eta B(\varphi_j) < 1, \\ g_{\text{bou}}(\varphi_j \pm \delta\varphi, \eta, \pm 1) &= g_{\text{bou}}(\varphi_j \pm \delta\varphi, \eta, \mp 1), & \eta B(\varphi_j) > 1. \end{aligned} \quad (72)$$

Similar to Section 3.1, we ignore the dependence of diffusion coefficient on η setting $D_\eta(\varphi, \eta) \rightarrow D_\eta(\varphi, \eta_b)$ and, finally, ignore the extent of interface regions, $\delta\varphi \rightarrow 0$, with each of these steps introducing an error of the order $B\delta\eta_c \sim l_c^{-1/2}$, as before. Thus, we have transformed our computation domain to a set of rectangular domains $0 < \eta < \eta_m$, $\varphi_j < \varphi < \varphi_{j+1}$, limited by relevant field maxima, $\eta_m B(\varphi_j) > 1$ (see Fig. 10). This transformation leads to similar simplifications of the kinetic equation as the transformation of Helander et al. (2011) used in Section 3.1 for the main trapping region (or for the whole field line in case of vanishing boundary layer width) and extended here to multiple local trapping regions.

Introducing Green's function $G_\sigma(\varphi, \eta, \varphi', \eta')$ which satisfies with respect to (φ, η) variables the homogeneous equation (69) with $D_\eta = D_\eta(\varphi, \eta_b)$, boundary conditions at the strongly passing and the

matching boundary,

$$\left(\frac{\partial}{\partial\eta}G_\sigma(\varphi,\eta,\varphi',\eta')\right)_{\eta=0} = \left(\frac{\partial}{\partial\eta}G_\sigma(\varphi,\eta,\varphi',\eta')\right)_{\eta=\eta_m} = 0, \quad (73)$$

and initial condition $G_\sigma(\varphi',\eta,\varphi',\eta') = \delta(\eta - \eta')$, we can formally express the leading order solution to Eq. (69) within a single trapping domain, $\varphi_j < \varphi, \varphi' < \varphi_{j+1}$, as

$$g_{\text{bou}}(\varphi,\eta,\sigma) = \int_0^{\eta_m} d\eta' G_\sigma(\varphi,\eta,\varphi',\eta') g_{\text{bou}}(\varphi',\eta',\sigma) + Q_\sigma(\varphi,\varphi',\eta), \quad (74)$$

where $\varphi > \varphi'$ for $\sigma = 1$ and $\varphi < \varphi'$ for $\sigma = -1$, and where

$$\begin{aligned} Q_\sigma(\varphi,\varphi',\eta) &= \sigma \int_{\varphi'}^{\varphi} d\varphi'' \int_0^{\eta_m} d\eta' G_\sigma(\varphi,\eta,\varphi'',\eta') s_{\text{bou}}(\varphi'',\eta',\sigma) \\ &= C_0 \int_{\varphi'}^{\varphi} d\varphi'' D_\eta(\varphi'',\eta_b) G_\sigma(\varphi,\eta,\varphi'',\eta_b) \end{aligned} \quad (75)$$

with a constant

$$C_0 = l_c \left(\frac{\langle B^2 \rangle}{\langle |\lambda| \rangle} \right)_{\eta=\eta_b}. \quad (76)$$

Introducing the fundamental solution in the unbounded η -region,

$$G_\infty(\delta\eta,\eta - \eta') = \frac{1}{\sqrt{2\pi\delta\eta}} \exp\left(-\frac{(\eta - \eta')^2}{2\delta\eta^2}\right), \quad (77)$$

where

$$\delta\eta = \delta\eta(\varphi,\varphi') = \left| 2 \int_{\varphi'}^{\varphi} d\varphi'' D_\eta(\varphi'',\eta_b) \right|^{1/2}, \quad (78)$$

we can construct Green's function satisfying boundary conditions (73) as

$$\begin{aligned} G_\sigma(\varphi,\eta,\varphi',\eta') &= G_\infty(\delta\eta,\eta - \eta') + G_\infty(\delta\eta,\eta + \eta') \\ &+ G_\infty(\delta\eta,\eta + \eta' - 2\eta_m) + \mathcal{O}\left(\exp\left(-\frac{\eta_m^2}{2\delta\eta^2}\right)\right), \end{aligned} \quad (79)$$

with the last term being negligible small in the long mean free path regime where $\delta\eta \ll \eta_m$. By our assumption, $\delta\eta < \delta\eta_e \ll (\eta_m - \eta_b)$, and, of course, $\delta\eta \ll \eta_b$. Therefore, second and third terms in Eq. (79) provide similarly exponentially small contributions to the source term (75) which can be expressed then as

$$Q_\sigma(\varphi,\varphi',\eta) = \frac{\sigma C_0 \delta\eta(\varphi,\varphi')}{\sqrt{8}} \Phi\left(\frac{\eta - \eta_b}{\sqrt{2}\delta\eta(\varphi,\varphi')}\right), \quad (80)$$

where

$$\Phi(x) = \frac{2}{\sqrt{\pi}} \int_0^1 dt \exp\left(-\frac{x^2}{t^2}\right). \quad (81)$$

We can estimate now the next order correction to the source term ΔQ driven by Δs , Eq. (71), in the trapped particle domain as $\Delta Q/Q_\sigma \sim B\delta\eta \log(B\delta\eta) \ll 1$ where logarithm is due to the scaling of bounce time with the distance to the trapped-passing boundary.

Since non-trivial behavior of the solution driven by s_{bou} is localized in the region $|\eta - \eta_b| \leq \delta\eta_e$ while g_{bou} tends to constant elsewhere, we can formally extend the domain $0 < \eta < \eta_m$ to an infinite domain $-\infty < \eta < \infty$ with boundary conditions $\lim_{\eta \rightarrow \pm\infty} \partial g_{\text{bou}} / \partial \eta = 0$. Respectively, one should retain only the first term in Green's function (79) and use infinite limits of η' integration in Eq. (74). Thus, mapping between distribution function $g_{j(\text{in})}^{\pm}$ of particles which enter trapping domain $\varphi_j < \varphi < \varphi_{j+1}$ and which leave this domain, $g_{j(\text{out})}^{\pm}$,

$$\begin{aligned} g_{j(\text{in})}^+(\eta) &= g_{\text{bou}}(\varphi_j, \eta, 1), & g_{j(\text{out})}^+(\eta) &= g_{\text{bou}}(\varphi_{j+1}, \eta, 1), \\ g_{j(\text{in})}^-(\eta) &= g_{\text{bou}}(\varphi_{j+1}, \eta, -1), & g_{j(\text{out})}^-(\eta) &= g_{\text{bou}}(\varphi_j, \eta, -1), \end{aligned} \quad (82)$$

follows from (74) as

$$g_{j(\text{out})}^{\pm}(\eta) = \int_{-\infty}^{\infty} d\eta' G_{\infty}(\delta\eta_j, \eta - \eta') g_{j(\text{in})}^{\pm}(\eta') + Q_{\text{off}}(\delta\eta_j, \eta), \quad (83)$$

where

$$\delta\eta_j = \delta\eta(\varphi_j, \varphi_{j+1}) = (2\eta_b I_j(\eta_b))^{1/2} l_c^{-1/2}, \quad Q_{\text{off}}(\delta\eta_j, \eta) = Q_{\sigma}(\varphi_j, \varphi_{j+1}, \eta), \quad (84)$$

and $I_j(\eta)$ is given by (26) so that $\delta\eta_j = \pi^{1/2} \delta\eta_e$, see (67). Conditions (72) with $\delta\eta \rightarrow 0$ link the incoming distributions $g_{j(\text{in})}^{\pm}$ to the outgoing $g_{j(\text{out})}^{\pm}$ as follows

$$\begin{aligned} g_{j(\text{in})}^+(\eta < \eta_j) &= g_{j-1(\text{out})}^+(\eta < \eta_j), & g_{j(\text{in})}^+(\eta > \eta_j) &= g_{j(\text{out})}^-(\eta > \eta_j), \\ g_{j(\text{in})}^-(\eta < \eta_{j+1}) &= g_{j+1(\text{out})}^+(\eta < \eta_{j+1}), & g_{j(\text{in})}^-(\eta > \eta_{j+1}) &= g_{j(\text{out})}^+(\eta > \eta_{j+1}), \end{aligned} \quad (85)$$

where $\eta_j = 1/B(\varphi_j)$. Substitution of $g_{j(\text{in})}^{\pm}$ into the mapping (83) via (85) leads to a coupled set of Wiener-Hopf type integral equations for $g_{j(\text{out})}^{\pm}$. Introducing a dimensionless variable x and dimensionless distribution function α_j^{\pm} as follows

$$x = \frac{\eta_b - \eta}{\sqrt{2}\delta\eta_{\text{ref}}}, \quad g_{j(\text{out})}^{\pm}(\eta) = \frac{C_0 \delta\eta_{\text{ref}}}{\sqrt{8}} \alpha_j^{\pm}(x), \quad (86)$$

where $\delta\eta_{\text{ref}}$ is some reference boundary layer width which is set in case of a closed field line to the largest $\delta\eta_j$, this set is of the form

$$\begin{aligned} \alpha_j^{\pm}(x) &= \frac{A_j}{\sqrt{\pi}} \int_{-\infty}^{\infty} dx' e^{-A_j^2(x-x')^2} (\Theta(x_j^{\mp} - x') \alpha_j^{\mp}(x') + \Theta(x' - x_j^{\mp}) \alpha_{j\mp 1}^{\pm}(x')) \\ &\pm \frac{1}{A_j} \Phi(A_j x), \end{aligned} \quad (87)$$

where mis-alignments of relevant maxima $x_j^{\pm} < 0$ and aspect ratios A_j are

$$x_j^+ = \frac{\eta_b - \eta_{j+1}}{\sqrt{2}\delta\eta_{\text{ref}}}, \quad x_j^- = \frac{\eta_b - \eta_j}{\sqrt{2}\delta\eta_{\text{ref}}}, \quad A_j = \frac{\delta\eta_{\text{ref}}}{\delta\eta_j}. \quad (88)$$

It should be noted that solution of set (87) is determined up to the null-space of the original operator \hat{L} , Eq. (3), which is an arbitrary constant, i.e. $\alpha_j^{\pm} = \text{const}$, and which produces no particle flux or parallel current but only re-defines the equilibrium Maxwellian.

3.3 Alignment of maxima, equivalent ripples

An obvious consequence of Eq. (87) is the configuration where the leading order off-set is absent. Namely, coupled set (87) reduces to two coupled equations in case all trapping domain are equivalent which means that all relevant maxima are aligned with a global maximum, $x_j^\pm = 0$, and all aspect ratios are the same (equal to one), $A_j = 1$. First condition means that global maximum is reached on a line (lines) rather than at a point (points). Second condition means that all $\delta\eta_j$ are the same, i.e. integral (78) between maximum points is the same for all trapping domains. In other words, this means that the value of the first integral (26) at the trapped-passing boundary $\eta = \eta_b$ does not depend on field line parameter ϑ_0 ,

$$\frac{\partial I_j(\vartheta_0, \eta_b)}{\partial \vartheta_0} = 0, \quad I_j(\vartheta_0, \eta) = \frac{1}{2} \oint \frac{dl}{B} \lambda = \frac{1}{2v} \oint \frac{dl}{B} v_{\parallel}. \quad (89)$$

Thus, $\alpha_j^\pm(x) = \alpha^\pm$, and the set (87), respectively, closes to the form

$$\alpha^\pm(x) = \frac{1}{\sqrt{\pi}} \int_{-\infty}^{\infty} dx' e^{-(x-x')^2} (\Theta(x') \alpha^\pm(x') + \Theta(-x') \alpha^\mp(x')) \pm \Phi(x), \quad (90)$$

corresponding to quasi-symmetry (Nührenberg and Zille, 1988) (omnigeneity (Cary and Shasharina, 1997; Helander and Nührenberg, 2009)). Obviously, the even part of the solution $\alpha^+ + \alpha^-$ satisfies a homogeneous equation and thus is constant, which we set to zero. Expressing $\alpha^- = -\alpha^+$, set (90) is reduced to a single Wiener-Hopf type integral equation

$$\alpha^+(x) = \frac{1}{\sqrt{\pi}} \int_{-\infty}^{\infty} dx' e^{-(x-x')^2} \text{sign}(x') \alpha^+(x') + \Phi(x). \quad (91)$$

Obviously, deep in the trapped region $x \rightarrow -\infty$ where $\Phi(x) \rightarrow 0$ and $\alpha^+ \rightarrow \text{const}$, this equation reduces to $\alpha^+ = -\alpha^+$, i.e. it results in zero off-set $\alpha^\pm = 0$. Actually, as shown in (Helander et al., 2011), ripple equivalence condition (89) which is fulfilled for a perfectly quasi-isodynamic stellarator where the magnetic field is omnigeneous, allows to reduce the boundary layer problem to a tokamak like problem up to the same degree of accuracy as the analysis here (essentially, we use the integral representation of the same problem as in (Helander et al., 2011)).

Solutions to the equation set (90) are shown in Fig. 11 together with asymptotic solution (66) expressed in terms of normalized variables using $\delta\eta_j = \delta\eta_{\text{ref}} = \sqrt{\pi}\delta\eta_e$ as

$$\alpha_a^\pm(x) = \pm\alpha_0 \exp\left(\sqrt{2\pi}x\right) \cos\left(\sqrt{2\pi}x + \phi\right), \quad (92)$$

where $\alpha_0 = \text{const}$. They agree well because the latter solution must actually be the same with α^\pm in the region where the source term is negligible. We can recover the full solution if we add to $\alpha^\pm(x)$ the rescaled leading order term (45) expanded to the linear order in $\eta - \eta_b$,

$$\alpha_{1/\nu}^\pm(x) = \frac{\sqrt{8}}{C_0\delta\eta_{\text{ref}}} \Theta(\eta_b - \eta) g_{-1}(\eta) \approx \pm 4x\Theta(x). \quad (93)$$

Naturally, full solution $\alpha^\pm(x) + \alpha_{1/\nu}^\pm(x)$ has a continuous derivative at the trapped-passing boundary.

Note that alignment of maxima, $x_j^\pm = 0$, is not sufficient on its own, without conditions of equal aspect ratios, $A_j = 1$, for avoiding the leading order off-set. This can be seen from Fig. 12 where a solution to Eqs. (87) is shown for the case of three relevant trapping domains and aligned maxima but different aspect ratios, $A_0 = A_2 = 2$ and $A_1 = 1$ (i.e. $2\delta\eta_0 = 2\delta\eta_2 = \delta\eta_1 \equiv \delta\eta_{\text{ref}}$). A finite off-set in the first and last domains, $\alpha_2^\pm(-\infty) = -\alpha_0^\pm(-\infty)$ can be clearly seen. In such a case, function g_{bou}

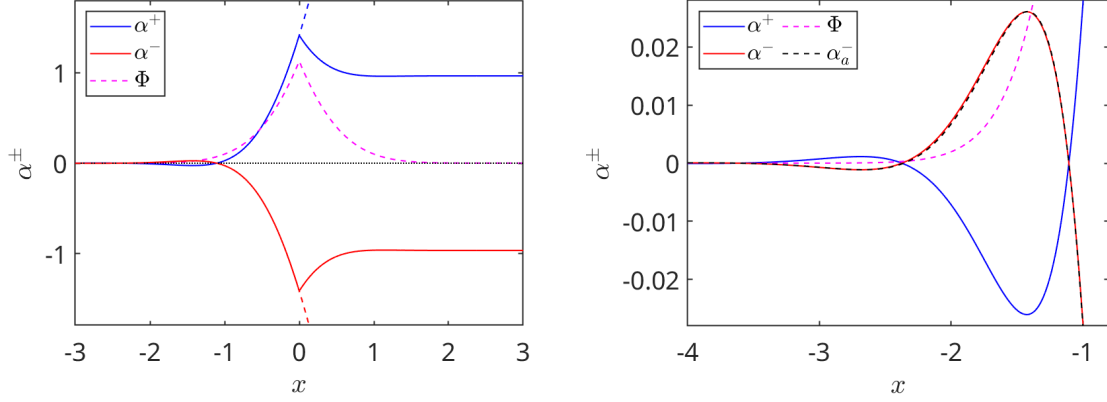


Figure 11: Normalized distribution functions α^+ (blue), α^- (red) and source function Φ (magenta). Full normalized distribution functions, $\alpha^\pm + \alpha_{1/\nu}^\pm$, are shown with dashed lines. Right picture is a zoom to the trapped region, where also the asymptotic solution (92) is shown (black dashed).

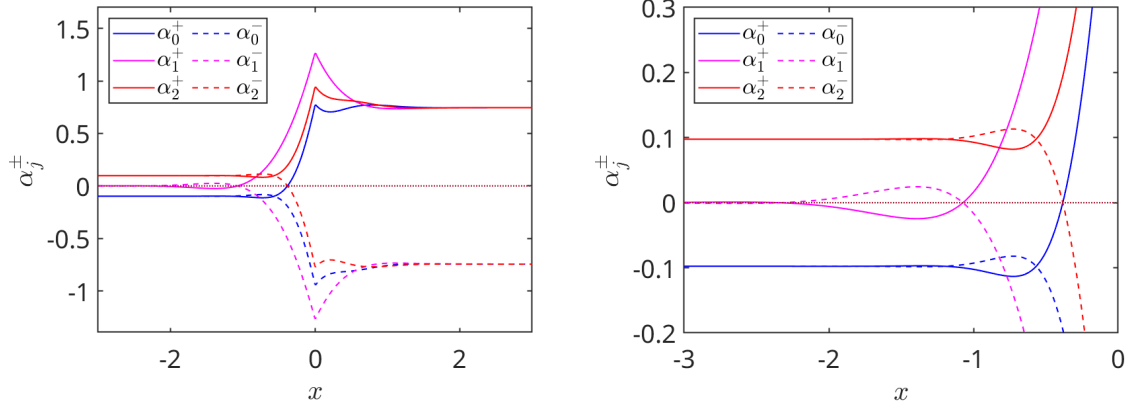


Figure 12: Normalized distribution functions α_j^+ (solid) and α_j^- (dashed) in case of three relevant trapping domains per closed field line. Right picture is a zoom to the trapped particle domain.

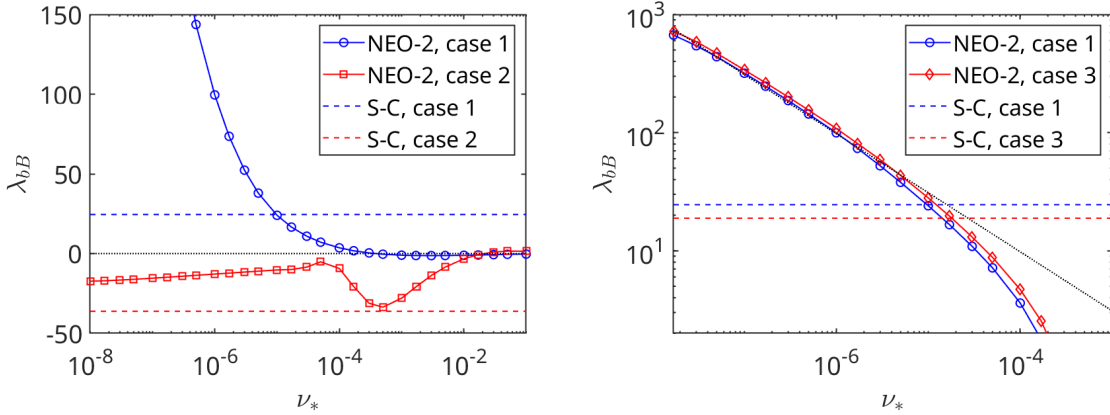


Figure 13: Normalized bootstrap coefficient λ_{bB} , Eq. (43), for “anti-sigma optimized” configurations as function of normalized collisionality ν_* . The right picture is a log-log plot with $\nu_*^{-1/2}$ trend added (black dotted). Cases 1 and 2 correspond to non-equivalent ($\varepsilon_3 = 0$) and equivalent ripples, respectively, and $\iota = 1/4$. Case 3 corresponds to non-equivalent ripples and $\iota = (1 + \sqrt{5})/20$. Shaing-Callen limit (42) is shown with dashed lines.

in the trapped particle domain and, respectively, bootstrap coefficient diverge at low collisionality as $\lambda_{bB} \sim \nu_*^{-1/2}$ (see the normalization (76) and (86)).

A particular example of configurations where bootstrap coefficient diverges in the $1/\nu$ regime in this way is a family of “anti-sigma optimized” configurations, i.e. configurations where sigma optimization (Mynick et al., 1982; Shaing and Hokin, 1983) is applied to align maxima instead of minima. A magnetic field strength for a particular family of such configurations with dominant toroidal ripple is of the form

$$B(\vartheta, \varphi) = B_0 (1 + \varepsilon_0 \cos(N_{\text{tor}}\varphi) + f(\vartheta) (1 - \cos(N_{\text{tor}}\varphi))), \quad (94)$$

where B_0 and ε_0 are constant parameters, N_{tor} is the number of field periods, and $f(\vartheta) < \varepsilon_0$. For the computations with NEO-2, we use the following simple form of this function,

$$f(\vartheta) = \varepsilon_1 \cos \vartheta + \varepsilon_3 \cos(3\vartheta), \quad (95)$$

with $\varepsilon_0 = 0.125$, $\varepsilon_1 = 0.05$ and two values of ε_3 . We set $N_{\text{tor}} = 1$ and $\iota = 1/4$ to get 4 relevant domains (ripples) on a closed field line. In case $\varepsilon_3 = 0$, condition $A_j = 1$ does not hold, and a strong off-set of bootstrap coefficient $\lambda_{bB} \propto \nu_*^{-1/2}$ is seen in Fig. 13. In case $\varepsilon_3 = 0.06994425$ all four ripples are equivalent, $A_j = 1$, and the leading order off-set is absent. However, there still remains a residual off-set driven by source Δs , Eq. (71), which includes a constant and logarithmic parts, $\delta\lambda_{bB} \rightarrow C_1 + C_2 \log(\nu_*)$, see the previous section. It should be noted that $\nu_*^{-1/2}$ divergence of λ_{bB} in case of aligned maxima but non-equivalent ripples is not a property of a closed field line. A similar behavior is seen also for the case $\varepsilon_3 = 0$ at the irrational flux surface with $\iota = (1 + \sqrt{5})/20 \approx 0.1618$ labelled there as case 3.

3.4 Non-aligned maxima, large aspect ratio

Let us consider now a more typical situation where local field maxima are not aligned. For simplicity, we consider a configuration with short ripples located near global maximum adjacent to a long ripple, as in the case of the first rippled tokamak configuration (59) with $\iota = 1/4$ illustrated in Figs. 3 and 6. Besides the global maximum, there are only two relevant maxima at low collisionalities. They separate two short and shallow trapping domains called below “off-set domains” from a wide domain in between called below “main region”. Setting $\delta\eta_{\text{ref}} = \delta\eta_1$ so that $A_1 = 1$, aspect ratios for off-set domains are

the same, $A_0 = A_2 \equiv A_o$. Respective value $A_o \approx 23.7 \gg 1$ will be called below “off-set aspect ratio” or simply “aspect ratio”. To keep an example more general than configuration with $\iota = 1/4$, we do not assume that local maxima separating the main region from two off-set domains are the same (thus allowing broken stellarator symmetry). For the present example, it is convenient to change general notation in Eqs. (87) as follows, $\alpha_0^\pm \equiv \alpha_{\mp o}^\pm$, $\alpha_1^\pm \equiv \alpha_{mr}^\pm$ and $\alpha_2^\pm \equiv \alpha_{\pm o}^\pm$ so that subscripts “+o” and “-o” denote the left and right off-set domain, respectively, and subscript “mr” stands for the main region. Respective normalized mis-alignments of local maxima we re-notation as follows, $x_1^+ = x_2^- \equiv x_{-o}$ and $x_3^- = x_2^+ \equiv x_{+o}$. Thus, we cast the closed set of six equations (87) to

$$\begin{aligned}\alpha_{mr}^\pm(x) &= \frac{1}{\sqrt{\pi}} \int_{-\infty}^{\infty} dx' e^{-(x-x')^2} (\Theta(x_{\mp o} - x') \alpha_{mr}^\mp(x') + \Theta(x' - x_{\mp o}) \alpha_{\mp o}^\pm(x')) \pm \Phi(x), \\ \alpha_{\mp o}^\pm(x) &= \frac{A_o}{\sqrt{\pi}} \int_{-\infty}^{\infty} dx' e^{-A_o^2(x-x')^2} (\Theta(-x') \alpha_{\mp o}^\mp(x') + \Theta(x') \alpha_{\pm o}^\pm(x')) \pm \frac{\Phi(A_o x)}{A_o}, \\ \alpha_{\pm o}^\pm(x) &= \frac{A_o}{\sqrt{\pi}} \int_{-\infty}^{\infty} dx' e^{-A_o^2(x-x')^2} (\Theta(x_{\pm o} - x') \alpha_{\pm o}^\mp(x') + \Theta(x' - x_{\pm o}) \alpha_{mr}^\pm(x')) \pm \frac{\Phi(A_o x)}{A_o},\end{aligned}\tag{96}$$

where notation $\alpha_{\mp o}^\pm$ means that either α_{-o}^+ or α_{+o}^- should be taken, and $\alpha_{\pm o}^\pm$ means that either α_{+o}^+ or α_{-o}^- should be taken.

Due to $A_o \gg 1$, source terms $\Phi(A_o x)/A_o$ can be ignored in the last two pairs of equations since $\alpha_{\mp o}^\pm \sim \alpha_{\pm o}^\pm \sim \alpha_{mr}^\pm \sim \Phi \gg \Phi/A_o$. Since $\alpha_{mr}^\pm(x)$ which varies on the scale $x \sim 1$ changes little compared to the exponent in the sub-integrand of the last pair of equations, we can set there $\alpha_{mr}^\pm(x') \approx \alpha_{mr}^\pm(x)$. Thus, the last pair of Eqs. (96) takes the approximate form

$$\alpha_{\pm o}^\pm(x) \approx \frac{A_o}{\sqrt{\pi}} \int_{-\infty}^{x_{\pm o}} dx' e^{-A_o^2(x-x')^2} \alpha_{\mp o}^\mp(x') + \tilde{\Theta}(A_o(x - x_{\pm o})) \alpha_{mr}^\pm(x),\tag{97}$$

where we introduced a “smooth step” function as

$$\tilde{\Theta}(x) \equiv \frac{1}{2} (1 + \operatorname{erf}(x)), \quad \lim_{A_o \rightarrow \infty} \tilde{\Theta}(A_o x) = \Theta(x).\tag{98}$$

Further analysis is strongly simplified if we restrict ourselves to the most probable case of strong mis-alignment of local maxima where boundary layers in both off-set domains associated with these maxima are well separated from the trapped-passing boundary, $\delta\eta_0 \ll |\eta_b - \eta_1|$ and $\delta\eta_2 \ll |\eta_b - \eta_2|$. In normalized variables, these conditions mean $A_o|x_{\pm o}| \gg 1$. Since the first term in (97) is exponentially small in the region $A_o(x - x_{\pm o}) \gg 1$ where also $\Theta(A_o(x - x_{\pm o})) \approx 1$, Eq. (97) results there in $\alpha_{\pm o}^\pm(x) \approx \alpha_{mr}^\pm(x)$. Thus, the second pair of Eqs. (96) with the source term ignored approximately is

$$\alpha_{\mp o}^\pm(x) \approx \frac{A_o}{\sqrt{\pi}} \int_{-\infty}^{\infty} dx' e^{-A_o^2(x-x')^2} (\Theta(-x') \alpha_{mr}^\mp(x') + \Theta(x') \alpha_{mr}^\pm(x')), \quad A_o(x - x_{\mp o}) \gg 1.$$

Moreover, due to slow variation of $\alpha_{mr}^\pm(x')$ compared to the exponent one can further simplify this expression to

$$\alpha_{\mp o}^\pm(x) \approx \Theta(-x) \alpha_{mr}^\mp(x) + \Theta(x) \alpha_{mr}^\pm(x),\tag{99}$$

which is valid in the region $x > x_{\mp o}$ except for small vicinities of class boundary, $|x - x_{\mp o}| \leq 1/A_o$, and trapped-passing boundary $|x| \leq 1/A_o$ which contain local boundary layers of the off-set domains

(layers of the width $\delta\eta_0 \sim \delta\eta_2 \ll \delta\eta_1$). Contribution of these vicinities to the integral in the first pair of Eqs. (96) is of the order of $1/A_o$, and, therefore, this pair can be closed as follows,

$$\alpha_{mr}^{\pm}(x) = \frac{1}{\sqrt{\pi}} \int_{-\infty}^{\infty} dx' e^{-(x-x')^2} (\Theta(x') \alpha_{mr}^{\pm}(x') + \Theta(-x') \alpha_{mr}^{\mp}(x')) \pm \Phi(x) + O(A_o^{-1}). \quad (100)$$

Obviously, in the leading order over A_o^{-1} , these equations are the same with Eqs. (90) for equivalent ripples.

For the solution in local trapping regions of the off-set domains, $x \leq x_{\pm o}$, Heaviside functions in the sub-integrands of the second pair of Eqs. (96) can be replaced by their values at $x' < 0$ which turns this pair (with the source term ignored) into

$$\alpha_{\mp o}^{\pm}(x) = \frac{A_o}{\sqrt{\pi}} \int_{-\infty}^{\infty} dx' e^{-A_o^2(x-x')^2} \alpha_{\mp o}^{\mp}(x').$$

Substituting this result in Eq. (97) we note also that variation of the last term in Eq. (97) is determined in the region of interest by Θ while the factor α_{ma}^{\pm} varies slowly and can be replaced by its value at $x = x_{\pm o}$. Introducing the new independent variable $y = A_o(x - x_{\pm o})$, equation set for $\alpha_{\pm o}^{\pm}$ reduces to two independent equations

$$\alpha_{\pm o}^{\pm}(x(y)) \approx \frac{1}{\pi} \int_{-\infty}^0 dy' \int_{-\infty}^{\infty} dy'' e^{-(y-y')^2 - (y'-y'')^2} \alpha_{\pm o}^{\pm}(x(y'')) + \tilde{\Theta}(y) \alpha_{mr}^{\pm}(x_{\pm o}), \quad (101)$$

which have constant solutions,

$$\alpha_{\pm o}^{\pm}(x(y)) = \alpha_{mr}^{\pm}(x_{\pm o}), \quad \alpha_{\pm o}^{\mp} = \alpha_{\pm o}^{\pm}. \quad (102)$$

Thus, we obtained an intuitively clear result that

- The distribution function in the main region (long ripple) is weakly affected by off-set domains (short ripples) which provide only a correction of the order of A_o^{-1} ;
- The distribution function in the off-set well takes the value of the distribution function in the main region at the local minimum point (φ_j, η_j) separating the main region and the off-set domain (see also Fig. 6).

The last conclusion can be easily generalized to the case where a short off-set domain is separated from two long main regions by local maxima on both sides. Assuming that solutions in main regions are known, the off-set is determined by the value of distribution function in the main region separated from the off-set domain by lower local maximum which determines the class transition boundary limiting the phase space region for particles locally trapped in the off-set well.

The large aspect ratio approximation, $A_o = 23.7$, is checked in Fig. 14 where the left picture corresponds to the stellarator symmetric case of Fig. 6 and in the right picture symmetry of local maxima is destroyed by setting $x_{-o} = 2x_{+o}$. It can be seen that approximation (102) is good in its validity domain and is violated for small mis-match parameter values $x_{\pm o} \leq A_o^{-1}$. The finite off-set value for aligned maxima, $x_{\pm o} = 0$, is the result of $A_o \neq 1$. Note that left Fig. 14 corresponds to collisionality dependence of the off-sets in case of fixed magnetic field geometry. This dependence for the first local ripple is shown for the dimensional distribution function (86) in Fig. 15 where it is compared to the NEO-2 result. Since g_{bou} is given there by propagator method in the leading order only, we added error bars to the result of Eq. (87) showing the order of magnitude estimate of the omitted correction term Δg_{bou} driven by the source Δs in Eq. (69). Roughly estimating $\Delta g_{\text{bou}} \sim g_0^t$ at the trapped passing boundary (function Δg_{bou} must balance g_0^t for restoring the periodicity in the passing region), we estimate it further in the trapped particle domain as $\Delta g_{\text{bou}} \sim g_0^t \alpha^+(x)$ where $\alpha^+(x)$ is solution for equivalent ripples (Eq. (91)) and x is defined in Eq. (86).

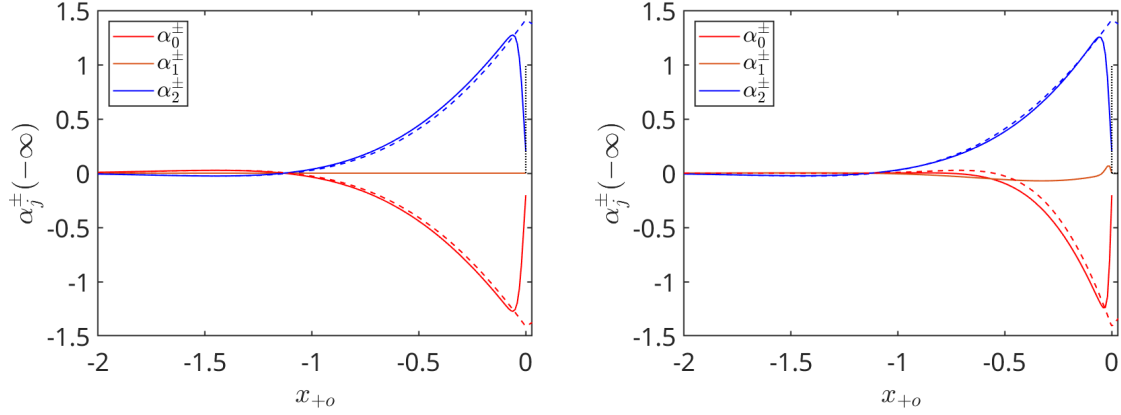


Figure 14: Off-sets in three local wells as functions of the normalized mis-match parameter x_{+o} for the symmetric case, $x_{-o} = x_{+o}$, (left) and for the destroyed stellarator symmetry, $x_{-o} = 2x_{+o}$, (right). Solid - results of direct solution of Eqs. (87), dashed - approximation Eq. (102).

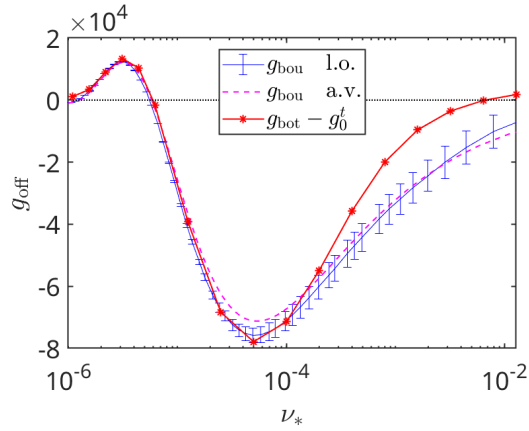


Figure 15: Distribution function off-set $g_{\text{off}} = g_{(3)} - g_0^t$ at the bottom of the first local well, $j = 0$, as function of collisionality parameter ν_* for configuration in Fig. 7. Blue - leading order solution for g_{bou} via Eqs. (87), magenta - its large aspect ratio approximation Eq. (102), red - off-set $g_{\text{off}} = g_{\text{bot}} - g_0^t$ via the result of NEO-2 shown in Fig. 7.

3.5 Weakly non-equivalent ripples

An important case is that of weakly non-equivalent ripples where the conditions of local maxima alignment, $\eta_j = \eta_b$, and of equal aspect ratios, $A_j = 1$, are only slightly violated. Assuming infinitesimal mis-alignments $\eta_j - \eta_b$ and aspect ratio perturbations $\Delta A_j = A_j - 1$ and looking for the solution of Eqs. (87) in the form $\alpha_j^\pm = \alpha^\pm + \Delta\alpha_j^\pm$ where $\alpha^+ = -\alpha^-$ are the solution to (quasi-symmetric) Eq. (90), equation for the linear order correction $\Delta\alpha_j^\pm$ is

$$\begin{aligned} \Delta\alpha_j^\pm(x) &= \frac{1}{\sqrt{\pi}} \int_{-\infty}^{\infty} dx' e^{-(x-x')^2} (\Theta(-x') \Delta\alpha_j^\mp(x') + \Theta(x') \Delta\alpha_{j\mp 1}^\pm(x')) \\ &\mp x_j^\mp \Phi_B(x) \pm \Delta A_j \Phi_A(x). \end{aligned} \quad (103)$$

Here, the first source term is due to small mis-alignment of maxima $|x_j^\mp| \ll 1$ with

$$\Phi_B(x) = \mp \lim_{|x_j^\mp| \rightarrow 0} \frac{2}{\sqrt{\pi} x_j^\mp} \int_{x_j^\mp}^0 dx' e^{-(x-x')^2} \alpha^\pm(x') = \frac{2\alpha^\pm(0)}{\sqrt{\pi}} e^{-x^2}, \quad (104)$$

and the second source term is due to small differences in boundary layer widths $|\Delta A_j| \ll 1$ with

$$\Phi_A(x) = \frac{1}{\sqrt{\pi}} \int_{-\infty}^{\infty} dx' e^{-(x-x')^2} (1 - 2(x-x')^2) \text{sign}(x') \alpha^\pm(x') - \frac{2}{\sqrt{\pi}} e^{-x^2}. \quad (105)$$

Let us assume now an infinite number of ripples, $-\infty < j < \infty$, with only the first maximum mis-aligned, $\eta_1 - \eta_b = \Delta\eta \neq 0$, while the rest are aligned perfectly. Then the non-zero normalized mis-alignments are $x_0^+ = x_1^- = -\Delta x \equiv -\Delta\eta/(\sqrt{2}\delta\eta_{\text{ref}})$ and the rest $x_j^\pm = 0$. In the absence of $\Delta A_j = 0$, solution to Eqs. (103) is anti-symmetric with respect to the mis-aligned maximum, $\Delta\alpha_0^\pm = -\Delta\alpha_1^\mp$, $\Delta\alpha_{-1}^\pm = -\Delta\alpha_2^\mp$, etc. Thus, ripples $j \leq 0$ are eliminated from the set (103), where the only inhomogeneous equation is

$$\Delta\alpha_1^+(x) = \frac{1}{\sqrt{\pi}} \int_{-\infty}^{\infty} dx' e^{-(x-x')^2} (\Theta(-x') \Delta\alpha_1^-(x') - \Theta(x') \Delta\alpha_1^+(x')) + \Delta x \Phi_B(x), \quad (106)$$

while equations for $\Delta\alpha_1^-$ and $\Delta\alpha_j^\pm$ with $j > 1$ are given by the homogeneous set (103) with $x_j^\pm = \Delta A_j = 0$.

In the other case of perfectly aligned maxima, $x_j^\pm = 0$, and only one perturbed aspect ratio, $\Delta A_0 \neq 0$ and $\Delta A_j = 0$ for $j \neq 0$, solutions are anti-symmetric with respect to ripple $j = 0$, i.e. $\Delta\alpha_{-j}^\pm = -\Delta\alpha_j^\mp$. Thus, solutions with $j < 0$ are again eliminated from the set where the only inhomogeneous equation is

$$\Delta\alpha_0^+(x) = -\frac{1}{\sqrt{\pi}} \int_{-\infty}^{\infty} dx' e^{-(x-x')^2} (\Theta(-x') \Delta\alpha_0^+(x') + \Theta(x') \Delta\alpha_1^-(x')) + \Delta A_0 \Phi_A(x), \quad (107)$$

while the rest $\Delta\alpha_j^\pm$ are given by the homogeneous set (103) for $j > 0$.

Off-set factors $\Delta_j^{A,B} = \Delta\alpha_j^\pm(-\infty) = \Delta\alpha_j^\mp(-\infty)$ as functions of ripple index j are shown in Fig. 16. Factors Δ_j^B are due to mis-alignment of a single local maximum between ripples 0 and 1 ($\Delta x = 1$ and $\Delta A_0 = 0$) and Δ_j^A are due to violation of aspect ratio in ripple 0 ($\Delta x = 0$ and $\Delta A_0 = 1$). Off-set Δ_j^B is mainly produced in ripples 0 and 1 adjacent to the mis-aligned maximum, but it also

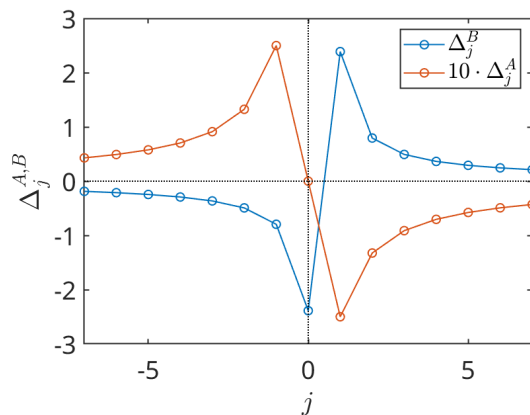


Figure 16: Factors Δ_j^B (blue) and Δ_j^A (red) as functions of ripple index j .

propagates via passing particle region to the distant maxima, decaying there as $\propto j^{-1}$. The effect on adjacent ripples can be understood in terms of “particles” (produced by inductive field in the passing region with positive velocities and having positive weight) and “anti-particles” (negative velocities and weight). Part of “particles” entering the trapped region in ripple 0 from the passing region penetrate through the gap $\Delta\eta$ to the trapped region in ripple 1 thus producing a positive off-set there. Similarly, part of “anti-particles” entering ripple 1 produce a negative off-set in ripple 0. The effect on distant ripples is because part of particles which penetrated the trapped region in ripple 1 return to the passing region and thus create the asymmetry of the boundary layer in those distant ripples. For the off-set Δ_j^A only the second mechanism is possible: If boundary layer width in ripple 0 is larger than in other ripples (longer or deeper ripple), “particles” which enter this ripple from the passing region have more chance to return thus dominating the “anti-particles” in the boundary layers of ripples with $j > 0$. Respectively, “anti-particles” dominate in ripples with $j < 0$. Due to the symmetry, none are prevailing in ripple 0 where off-set is absent in this case. Note that $\Delta A_0 > 0$ means more narrow boundary layer, which is the reason for the negative Δ_j^A at $j > 0$ in Fig. 16.

Corresponding dimensional off-sets via (86) can be combined to

$$g_{\text{off}}^{(j)} = \frac{l_c}{4} \left(\frac{\langle B^2 \rangle}{\langle |\lambda| \rangle} \right)_{\eta=\eta_b} \left(\Delta_j^B \Delta\eta + \sqrt{2} \Delta_j^A \Delta A_0 \delta\eta_{\text{ref}} \right). \quad (108)$$

One can see that off-set due to maxima scales as $1/\nu$ and off-set due to aspect ratios scales as $1/\sqrt{\nu}$, i.e., with reducing collisionality role of the first one increases. Note that linear approximation employed in this section requires $\Delta\eta \ll \delta\eta_{\text{ref}}$. If the opposite limit is reached, ripples 0 and 1 combine into a ripple with $\Delta A_{0+1} \sim 1$ which strongly violates the alignment of aspect ratios, leading to much stronger off-set typical for anti-sigma configurations discussed in Section 3.3.

3.6 Off-set of Ware pinch coefficient

We define the off-set in the normalized Ware pinch (bootstrap) coefficient as follows, $\lambda_{\text{off}} \equiv \lambda_{bB} - \lambda_{bB}^\infty$, where $\lambda_{bB} = \lambda_{bB}^\dagger$ is defined by Eq. (57) via mono-energetic \bar{D}_{13} for finite collisionality and λ_{bB}^∞ denotes its asymptotic ($l_c \rightarrow \infty$) value (42). Thus, λ_{off} is given by Eq. (57) with the replacement $g_{(3)} \rightarrow g_{\text{off}} = g_{(3)} - g_{(3)}^\infty$ in the definition (11) of \bar{D}_{13} , where $g_{(3)}^\infty$ is the asymptotic solution g_0 derived in Section 2.2. Splitting in (11) the integration interval $[\varphi_0, \varphi_N]$ into sub-intervals $[\varphi_j, \varphi_{j+1}]$ separated by relevant maxima φ_j (points of highest local maxima contained within the matching boundary, $\eta_m B(\varphi_j) > 0$, see Section 3.2), these intervals correspond to off-set domains or main regions where the even part of the distribution function g_{off} is essentially different from zero in the trapped particle

domain and close to a constant $g_{\text{off}}^{(j)}$ in each interval $\varphi_j < \varphi < \varphi_{j+1}$, i.e. $g_{\text{off}}(\varphi, \eta) \approx \Theta(\eta - \eta_b)g_{\text{off}}^{(j)}$, we obtain the off-set coefficient as

$$\lambda_{\text{off}} \approx \sum_j g_{\text{off}}^{(j)} w_{\text{off}}^{(j)}, \quad (109)$$

where weighting factors are

$$w_{\text{off}}^{(j)} = \frac{3}{2\rho_L B} \left(\int_{\varphi_0}^{\varphi_N} \frac{d\varphi}{B^\varphi} \right)^{-1} \int_{\varphi_j}^{\varphi_{j+1}} d\varphi \int_{\eta_{\text{loc}}^{(j)}}^{1/B} d\eta s_{(1)}^\dagger = -\frac{3}{2\rho_L B} \left(\int_{\varphi_0}^{\varphi_N} \frac{d\varphi}{B^\varphi} \right)^{-1} H_j(\eta_{\text{loc}}), \quad (110)$$

$H_j(\eta)$ is given by (26), $\eta_{\text{loc}}^{(j)} = \max(\eta_j, \eta_{j+1})$, and we assume here the closed field line (i.e. finite φ_N).

Using for $s_{(1)}$ the first definition (3) and exchanging the integration order we can express weighting factors in terms of bounce averaged radial drift velocity and bounce time,

$$\langle v_g^r \rangle_{bk} = \frac{2}{\tau_{bk}} \int_{\varphi_k^-(\eta)}^{\varphi_k^+(\eta)} \frac{d\varphi B v_g^r}{|v_{\parallel}| B^\varphi}, \quad \tau_{bk} = 2 \int_{\varphi_k^-(\eta)}^{\varphi_k^+(\eta)} \frac{d\varphi B}{|v_{\parallel}| B^\varphi}, \quad (111)$$

where φ_k^\pm are the turning points defined below Eq. (14),

$$w_{\text{off}}^{(j)} = -\frac{3}{2\rho_L B} \left(\int_{\varphi_0}^{\varphi_N} \frac{d\varphi}{B^\varphi} \right)^{-1} \int_{\eta_{\text{loc}}^{(j)}}^{1/B_{\text{min}}^{(j)}} d\eta \sum_{k \in \text{off}(j)} \tau_{bk} \langle v_g^r \rangle_{bk}. \quad (112)$$

Here, $B_{\text{min}}^{(j)}$ is the minimum value of B in the segment $[\varphi_j, \varphi_{j+1}]$, and the notation $k \in \text{off}(j)$ means all segments satisfying $[\varphi_k^-(\eta), \varphi_k^+(\eta)] \in [\varphi_j, \varphi_{j+1}]$. As follows from Eq. (112), large off-set in the distribution function does not necessarily mean large off-set in bootstrap/Ware pinch coefficient. In the devices with minimized bounce averaged radial drift such as, e.g., devices optimized for quasi-symmetry, the off-set of bootstrap current is also minimized.

Less demonstrative but more practical expressions are obtained by evaluating the integral over η in (110) with help of the second definition (3) of $s_{(1)}$ and Eq. (5). Thus, weighting factors are expressed directly via the geodesic curvature,

$$w_{\text{off}}^{(j)} = -\frac{1}{2} \left(\int_{\varphi_0}^{\varphi_N} \frac{d\varphi}{B^\varphi} \right)^{-1} \int_{\varphi_j}^{\varphi_{j+1}} d\varphi \frac{|\nabla r| k_G}{B B^\varphi} \left(4 - \eta_{\text{loc}}^{(j)} B \right) \left(1 - \eta_{\text{loc}}^{(j)} B \right)^{1/2}. \quad (113)$$

In field aligned Boozer coordinates, we replace $B^\varphi = B^2(\iota B_\vartheta + B_\varphi)^{-1}$ with covariant field components being the flux functions, and use the last expression (6) for $|\nabla r| k_G$ to get

$$w_{\text{off}}^{(j)} = \frac{dr}{d\psi} \left(\int_{\varphi_0}^{\varphi_N} \frac{d\varphi}{B^2} \right)^{-1} I_{\mathcal{V}}^{(j)}, \quad I_{\mathcal{V}}^{(j)} = \int_{\varphi_j}^{\varphi_{j+1}} d\varphi \mathcal{V}, \quad (114)$$

where

$$\mathcal{V} = \frac{1}{2B^3} \frac{\partial B}{\partial \vartheta_0} \left(4 - \eta_{\text{loc}}^{(j)} B \right) \left(1 - \eta_{\text{loc}}^{(j)} B \right)^{1/2} = - \left[\frac{\partial}{\partial \vartheta_0} \frac{(1 - \eta B)^{3/2}}{B^2} \right]_{\eta = \eta_{\text{loc}}^{(j)}}. \quad (115)$$

It should be noted that the off-set (109) ignores the contribution of the trapped-passing boundary layer, where the distribution function is the largest and strongly depends on φ . This kind of off-set,

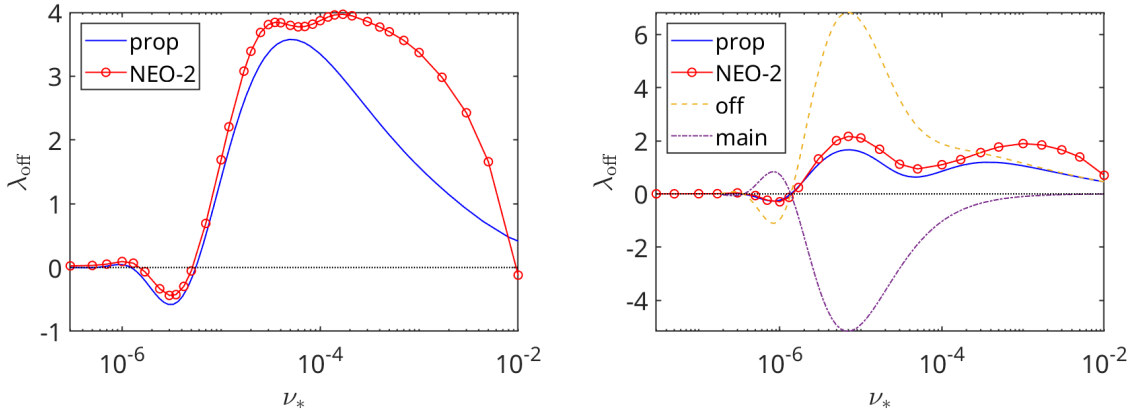


Figure 17: Off-set of the geometrical factor, λ_{off} , from the propagator method via Eq. (109) (blue) and from NEO-2 results shown in Fig. 2 (red) for $\iota = 1/4$ (left) and $\iota = 2/5$ (right). In case of $\iota = 2/5$, also shown are summary contributions to Eq. (109) of the off-set domains (dashed) and of the main regions (dashed-dotted).

which scales with the width of this layer, $\propto \nu^{1/2}$, is present also in axisymmetric devices and has been studied by Helander et al. (2011).

The result of Eqs. (109) and (114) with $g_{\text{off}}^{(j)}$ obtained by propagator method (Fig. 15) is compared to the NEO-2 result in Fig. 17. For configuration with $\iota = 1/4$, off-set is fully determined by the first (and last) off-set well, $g_{\text{off}}^{(0)}$, since $g_{\text{off}}^{(1)} = 0$ and $g_{\text{off}}^{(2)} = -g_{\text{off}}^{(0)}$ due to stellarator symmetry. For configuration with $\iota = 2/5$, both, the off-set well, $g_{\text{off}}^{(0)}$, and the main region, $g_{\text{off}}^{(1)}$, are contributing (with $g_{\text{off}}^{(3)} = -g_{\text{off}}^{(1)}$ and $g_{\text{off}}^{(4)} = -g_{\text{off}}^{(0)}$ just doubling the result due to stellarator symmetry). Off-set wells merge with main regions (0 with 1 and 3 with 4) at $\nu_* < 10^{-4}$, therefore we used $\eta_{\text{loc}}^{(j)}$ for such combined regions in individual $w_{\text{off}}^{(j)}$. It can be seen that the contribution of the off-set wells is slightly larger than of the main regions, despite much smaller toroidal extent. These two contributions tend to compensate each other, which is natural for bounce-averaged drift (the longer the orbit, the smaller is this drift).

As it could be expected, relatively good agreement between propagator method and NEO-2 is at very low collisionalities while at $\nu_* > 10^{-4}$ direct off-set due to boundary layer discussed by Helander et al. (2011) becomes also important.

4 Bootstrap / Ware-pinch off-set at irrational surfaces

As we have seen from the example of “anti-sigma” configuration in Section 3.3 Shaing-Callen limit cannot be reached in case of perfectly aligned maxima where bootstrap / Ware pinch coefficient diverges as $1/\sqrt{\nu}$. This, however, is the ideal case, which cannot be realized exactly. As follows from Eq. (108), due to the strong $(1/\nu)$ scaling of maxima mis-alignment term with collisionality sooner or later small mis-alignments of local maxima will prevail, and configuration will turn into a general one with a single global maximum. Therefore, we have to consider this general case now.

4.1 Long field lines

Field line integration technique employed in analytical asymptotical models and in NEO-2 assumes that the representative field line covers the flux surface densely enough so that the result does not depend on its length anymore. There are at least two ways to do so, in a way the ends of the field line

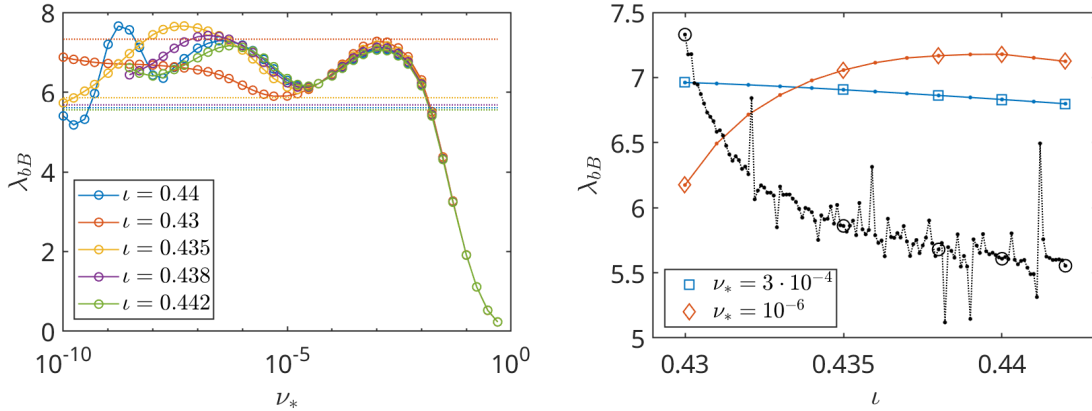


Figure 18: Normalized bootstrap coefficient (43) for five ι values vs. normalized collisionality ν_* (left) and its dependence on ι for two selected collisionalities shown in the legend (right). Shaing-Callen limit (42) is shown with dotted lines (data points - with dots). Abscissa values for markers in the right plot corresponds to the legend in the left plot.

are identical (and the solution is periodic) at the irrational surface. One way (standard in NEO-2) is to follow the line until a good match with the starting point, and then slightly modify $B(\varphi)$ in the last field period for a smooth field line closure. The result can be verified then by using another starting point at the same flux surface. Another way (employed here) is to replace ι with a rational number of high order well approximating the original irrational ι and start from the global maximum. Thus, within stellarator symmetry, one can always keep quasi-Liouville's theorem to be fulfilled exactly. Within this second approach, we consider now five different field lines for the magnetic field model used in Section 2.3 with $\iota = 0.44 = 11/25$, $\iota = 0.43 = 43/100$, $\iota = 0.435 = 87/200$, $\iota = 0.438 = 219/500$ and $\iota = 0.442 = 221/500$ which cover the field period with 75, 300, 600 and 1500 passes, respectively. The resulting normalized bootstrap coefficients (43) are shown in Fig. 18. They are weakly dependent on ι for collisionalities $\nu_* > 10^{-5}$ (in the first hill), and follow this trend down to $\nu_* = 10^{-6}$ in the second hill, with the only curve, $\iota = 0.43$, departing from the other four. As one can see from the ι scan in this figure, this transition is smooth, in contrast to the Shaing-Callen limit which show well known “bootstrap resonances” briefly discussed in Section 4.4. To analyze this behavior, we plot the Ware pinch distribution function $g_{(3)}(\vartheta, \varphi, \lambda)$ (mono-energetic generalized Spitzer function) for particles with zero parallel velocity ($\lambda = 0$) as function of angles for two cases of $\iota = 0.435$ and $\iota = 0.43$ and two different collisionalities, $\nu_* = 3 \cdot 10^{-4}$ (Fig. 19) and $\nu_* = 10^{-6}$ (Fig. 21). Since the distribution function in the trapped particle domain is almost independent of pitch parameter (equivalently of η), the plotted quantity characterizes well the radial particle flux. Obviously, this function is stellarator anti-symmetric, $g_{(3)}(\vartheta, \varphi, 0) = -g_{(3)}(\vartheta, \varphi, 0)$, and retains all other relevant features seen for the short field line examples in Section 2.3. Namely, “hot spots” around the global maximum ($\vartheta = \pi$, $\varphi = \pi/3$) where $g_{(3)}$ is the largest correspond to the contact region with the boundary layer (see the left Fig. 7). These spots are responsible for the tokamak-like off-set studied by Helander et al. (2011). One can clearly see in Fig. 19 also the off-set domains (blue and yellow) in the ripples adjacent to the global maximum (mainly contributing to the off-set at this collisionality) as well as widely extending “main region” (green). Thus, this case is rather similar to Fig. 6 for $\nu_* = 10^{-4}$. Remarkably, results for two different ι are almost indistinguishable, which explains close values of λ_{bB} in Fig. 18 at this collisionality. Since the radial guiding center velocity v_g^r is stellarator antisymmetric as well, the resulting normalized radial trapped particle flux distribution over the angles γ given with good accuracy by $\gamma(\vartheta, \varphi) = \mathcal{V}(\vartheta, \varphi)g_{(3)}(\vartheta, \varphi, 0)$ where \mathcal{V} is the sub-integrand in Eq. (114), is stellarator-symmetric. It is shown for $\nu_* = 3 \cdot 10^{-4}$ in Fig. 20 where the contribution of the off-set domain ($2 < \vartheta < 4$) is

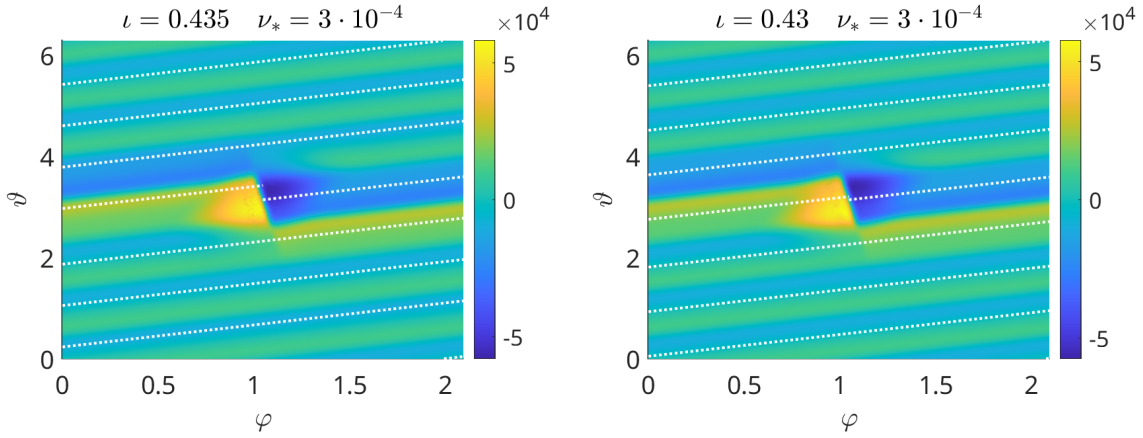


Figure 19: Generalized Spitzer function $g_{(3)}(\vartheta, \varphi, \lambda)$ for standing particles ($\lambda = 0$) at the flux surface with $\iota = 0.435$ (left) and $\iota = 0.43$ (right) for $\nu_* = 3 \cdot 10^{-4}$. White dotted lines show the field line starting from the global maximum and making 7 toroidal turns.

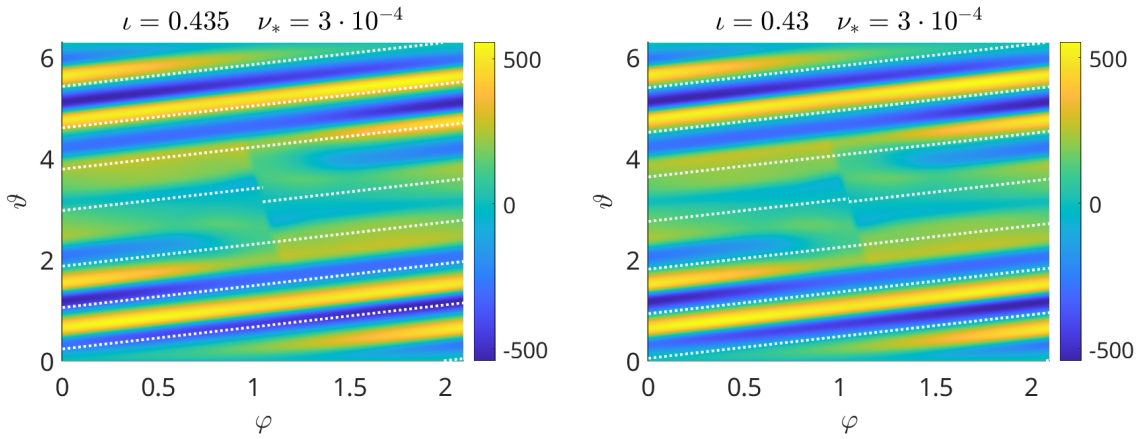


Figure 20: Normalized distribution over the angles of trapped particle radial flux $\gamma(\vartheta, \varphi)$ at the flux surface with $\iota = 0.435$ (left) and $\iota = 0.43$ (right) for $\nu_* = 3 \cdot 10^{-4}$. White dotted lines - the same as in Fig. 19.

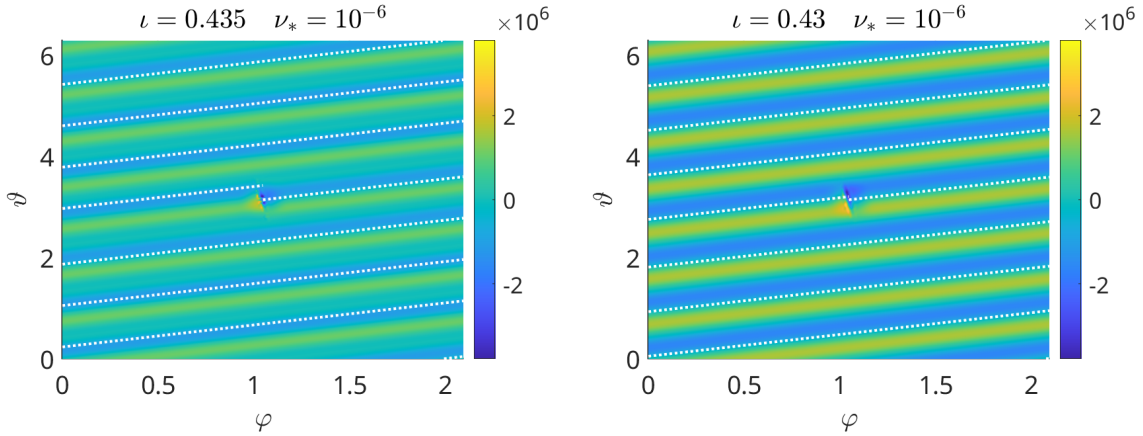


Figure 21: The same as in Fig. 19 for $\nu_* = 10^{-6}$.

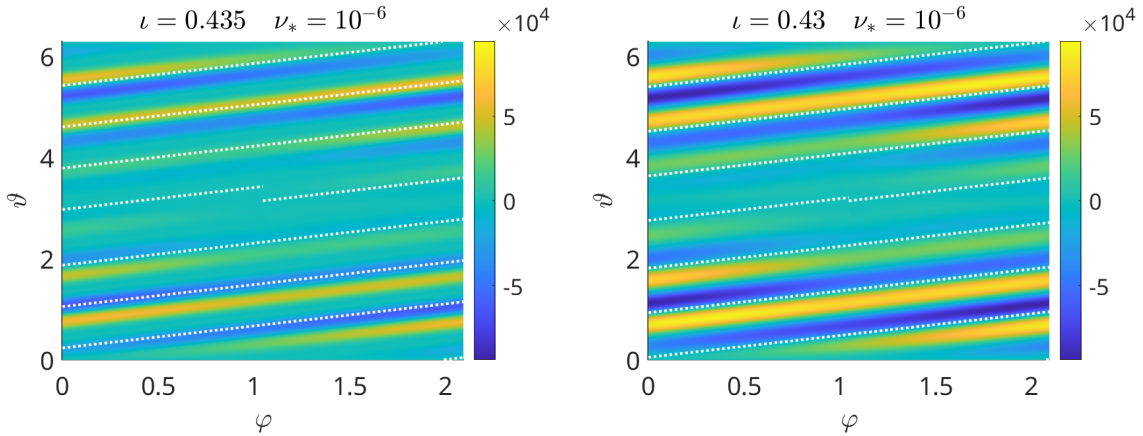


Figure 22: The same as in Fig. 20 for $\nu_* = 10^{-6}$.

positive what agrees with the first hill in Fig. 18. Note that direct contribution of the boundary layer is already small at this collisionality which is also seen from vanishing hot spots in Fig. 20.

Off-set in adjacent toroidal ripples vanishes completely at lower collisionality case $\nu_* = 10^{-6}$ shown in Fig. 21. The visible difference between $l = 0.435$ and $l = 0.43$ is different amplitude of straps on $g_{(3)}$ which, in fact, is higher for $l = 0.43$ where the off-set of λ_{bB} is smaller (see Fig. 18). Less visible is the split of the straps into off-set domain and the main region for $l = 0.435$. Actually, this split is responsible for lower amplitude of the straps in this case. Note that the strap structure and difference in its amplitude for two l values transfers also to the angular distribution of radial particle flux shown in Fig. 22. Despite the factor 1.5 higher amplitude of the flux density modulation, the value of λ_{bB} is only 14 % different (and is lower) for $l = 0.43$ than for $l = 0.435$. The reason is in relatively low contribution of the strap structure dominating the plot to the radial transport because this contribution is mostly averaged to zero. Namely, change of $g_{(3)}$ along the straps (more precisely, along the field lines) is rather slow, but not slow is the change of local guiding center velocity which, at the end, results in much smaller bounce averaged value actually contributing to the flux.

The appearance of strap structure on generalized Spitzer function $g_{(3)}$ which only emerges in Fig. 19 and becomes dominant in Fig. 21 is connected with a certain paradox of the asymptotic solution of Helander et al. (2011) for trapped particles, g_0^t , given by Eq. (46) in Section 2.2. Being perfectly correct and accurately reproduced at short field lines and lowest collisionalities by NEO-2, it does not result

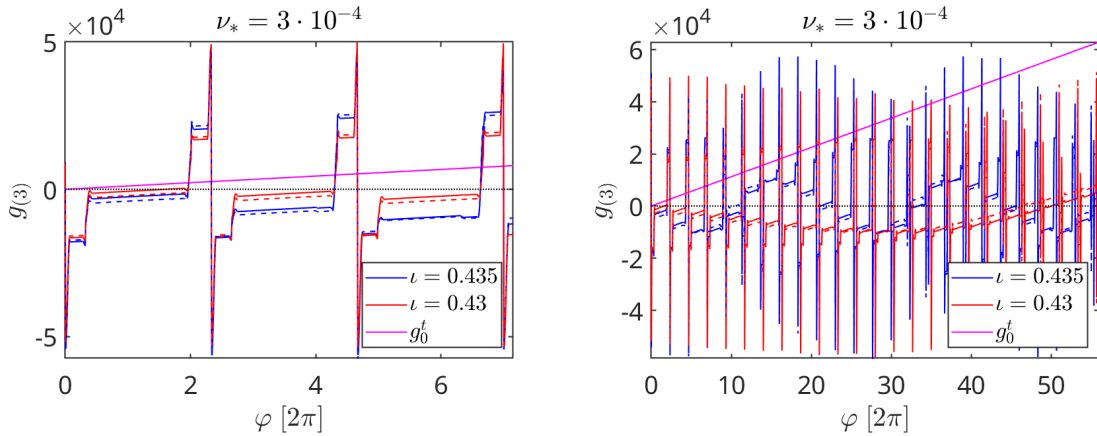


Figure 23: Generalized Spitzer function $g_{(3)}$ along the field line starting from global maximum (solid) and from the close point displaced by $\Delta\vartheta = 0.03$ (dashed) for $\nu = 0.435$ (blue) and $\nu = 0.43$ (red) and $\nu_* = 3 \cdot 10^{-4}$. The magenta line shows the asymptotic solution g_0^t , Eq. (46), at the first field line. Left and right plots show the same for 7 and 56 periods, respectively.

in smooth distributions over irrational flux surfaces, but rather in the fractal structure with an infinite amplitude. Since two arbitrarily close points on the flux surface can be connected in the $1/\nu$ regime only along the field line, the connecting segment of the field line is in general infinite, which results in infinite values of the integral (46). As we saw already in Section 2.3, this paradox is resolved for finite collisionality. Namely, whenever the field line enters the “hot spot” (boundary layer), it starts a new segment which should be treated independently from the rest. Thus, the problem becomes local at finite collisionalities even at the irrational surfaces. With reducing ν_* the size of the “hot spot” is reduced, and, at some point there will be a transition from a 7 strap structure to another structure with more straps. Finally, in zero collisionality limit, the fractal structure of the solution of Helander et al. (2011) will be recovered. Of course, within this simple splitting approach combined with asymptotic model, fractal structure will not appear anymore but the off-set effect will naturally be different from the one in collisional model.

The actual “splitting” of the collisional solution for $\nu_* = 3 \cdot 10^{-4}$ is shown in Fig. 23 where the same distribution functions as in Fig. 19 are plotted along two field lines as functions of the number of toroidal turns $(\varphi - \varphi_0)/(2\pi)$. First line is starting from the global maximum $(\vartheta_0, \varphi_0) = (\pi, \pi/3)$, and second one starts from the close point with $\vartheta = \vartheta_0 + \delta\vartheta$. Together with solutions of NEO-2 for two ν values, also plotted is the asymptotic solution of Helander et al. (2011), Eq. (46), which has a form of a straight line in Boozer coordinates, $g_0^t = (\nu B_\vartheta + B_\varphi)(\varphi - \varphi_0)$. In the left plot, one can observe the same pattern consisting of the “main region” and two off-set domains (this case is similar to the one in Fig. 6) repeated three times, which corresponds to a “resonance” with $\nu = 3/7$ (note that $0.435 - 3/7 \approx 0.0064$ and $0.43 - 3/7 \approx 0.0014$). One can also see that g_0^t well represents the solution within each domain up to a constant shift introduced by splitting in the boundary layers. Spikes on $g_{(3)}$ correspond to the contact with the trapped-passing boundary layer (“hot spots”), and one can see nearly no spikes at the transitions between the off-set domains and the main region, which correspond to the boundary layers between trapped particle classes. One can also see slow accumulation of a different type of off-set in the main regions, which results in a different $g_{(3)}$ patterns on the long run (see the right plot). This off-set, however, has much smaller effect on λ_{bB} (see Fig. 18) because bounce averaged velocity for relatively long “main regions” is much smaller than for the short off-set domains.

Short off-set domains fully disappear at lower collisionality $\nu_* = 10^{-6}$ shown in Fig. 24. There, the off-set pattern on the long run determines λ_{bB} , which shows then in Fig. 18 a significant difference for two ν values under examination here. We see that this pattern is formed by sub-domains with

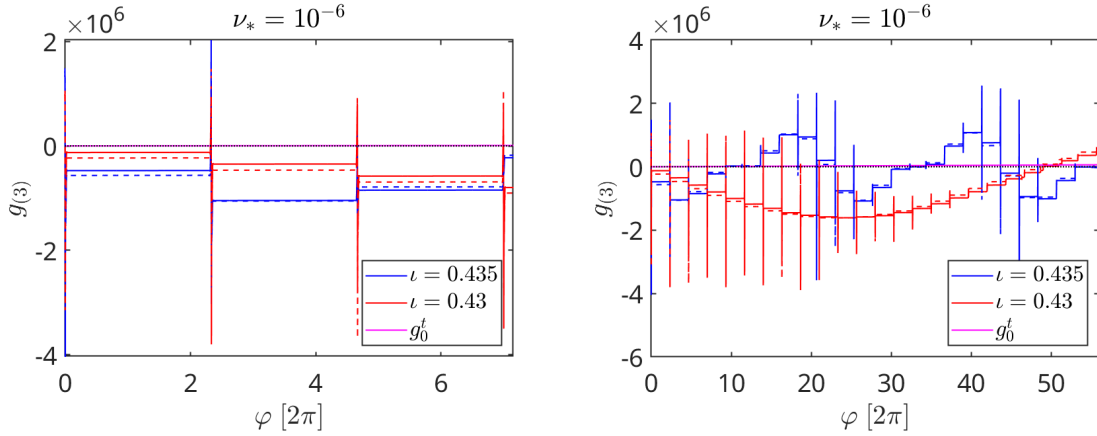


Figure 24: The same as in Fig. 23 for $\nu_* = 10^{-6}$ and $\Delta\vartheta = 0.01$.

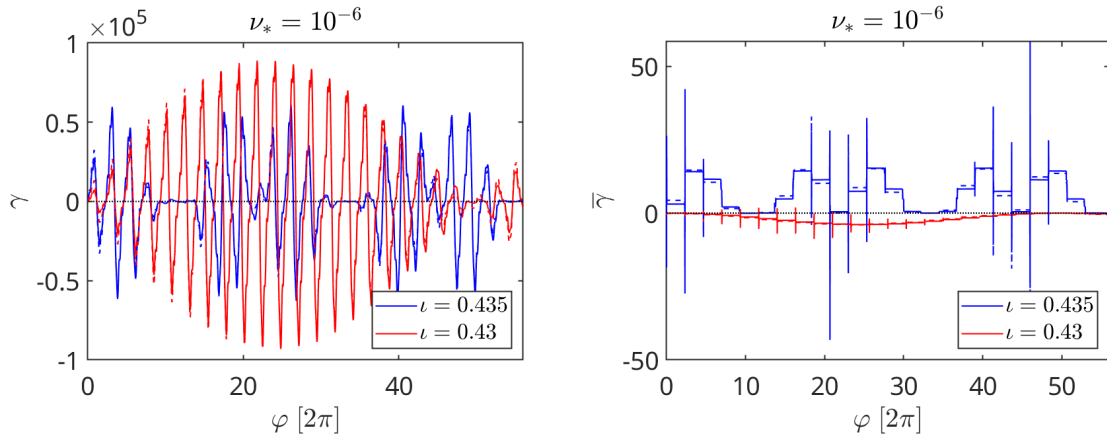


Figure 25: Normalized trapped particle radial flux angular density γ (left) and sub-domain average $\bar{\gamma}$ (right) for the distribution functions shown in Fig. 24.

toroidal extent corresponding to a full poloidal turn of the field line. For the case $\iota = 0.435$, pattern is repeated twice in the long run and is formed by the “main region” consisting of 3 sub-domains (field line misses the boundary layer during these full poloidal turns), and there are 3 off-set domains on each side of the main region with the opposite off-set value in each triple (field line visits the boundary layer within these sub-domains at opposite sides for each triple). One can see also “symmetric” sub-domains with nearly no off-set, which separate the patterns approximately repeated after 25 toroidal turns. In contrast, for $\iota = 0.43$, almost a harmonic structure is formed with a period determined by $\Delta\iota = 0.44 - 0.43 = 0.01$.

Finally, the normalized trapped particle radial flux distribution over the angles $\gamma = \mathcal{V}g_{(3)}$ (the same quantity as in Fig. 22) and the sub-domain average $\bar{\gamma} = \langle \mathcal{V} \rangle_{\vartheta} g_{(3)}$ where $\langle \mathcal{V} \rangle_{\vartheta}$ are averages over the field line segments corresponding to one poloidal turn (i.e. these are integrals in Eq. (114) normalized by $\varphi_{j+1} - \varphi_j$ with $[\varphi_j, \varphi_{j+1}]$ being the sub-domain) are shown in Fig. 25 for the same field lines as in Fig. 24 and $\nu_* = 10^{-6}$. It can be seen that large oscillations on the local flux density γ are mostly averaged off within sub-domains, and the resulting sub-domain average $\bar{\gamma}$ which is determined mainly by the bounce-averaged radial drift shows the significant positive contribution of the off-set domains for $\iota = 0.435$ and a smaller negative contribution for $\iota = 0.43$ (in agreement with the trend in Fig. 18).

4.2 Asymptotic behavior at irrational surfaces

For estimation of λ_{bB} trend with $\nu_* \rightarrow 0$ we analyze a nearly periodic pattern seen in right plots of Figs. 24 and 25 (such pattern is seen also in the left plot of Fig. 23 while the right plot shows the overlay of two patterns). This pattern is formed if the field line starting in close vicinity of global maximum point $(\vartheta_{\max}, \varphi_{\max})$, i.e. from the point $(\vartheta_0, \varphi_0) = (\vartheta_{\max} + \Delta\vartheta_0, \varphi_{\max})$ where $\Delta\vartheta_0 \ll \delta\vartheta$ and $\delta\vartheta$ is the poloidal boundary layer width (width of “hot spots” in Figs. 19 and 21), returns after N turns back to this vicinity, $(\vartheta_N, \varphi_N) = (\vartheta_{\max} + \Delta\vartheta_N, \varphi_{\max})$ with $\Delta\vartheta_N \ll \delta\vartheta$. The off-set pattern is formed if within these N turns at least one approximate match occurs at some $(\vartheta, \varphi) = (\vartheta_{\max} + \Delta\vartheta, \varphi_{\max})$ with $\Delta\vartheta_0 \ll \Delta\vartheta \leq \delta\vartheta$. By the symmetry argument (one can make N turns backwards), such matches come in pairs thus forming one “main region” and at least two off-set domains with positive and negative off-set respectively (see the left plot in Fig. 23 and the right plots in Figs. 24 and 25 where six off-set domains are formed for $\iota = 0.435$).

Expanding the magnetic field around the global maximum point,

$$B(\vartheta_{\max} + \Delta\vartheta, \varphi_{\max} + \Delta\varphi) \approx B_{\max} + \frac{1}{2\beta} \frac{\partial^2 B}{\partial \vartheta^2} (\beta \Delta\vartheta^2 + \Delta\varphi^2), \quad \beta = \frac{\partial^2 B}{\partial \vartheta^2} \left(\frac{\partial^2 B}{\partial \varphi^2} \right)^{-1}. \quad (116)$$

where second derivatives correspond to the global maximum point, and mixed derivative there is zero for our example (59), we can relate the distance $\Delta\eta$ between class transition boundary and trapped-passing boundary $\eta = \eta_b = 1/B_{\max}$ to the poloidal distance $\Delta\vartheta$ between the respective local maximum and the global maximum as

$$\Delta\eta \approx \frac{1 + \iota^2\beta}{2B_{\max}^2} \left| \frac{\partial^2 B}{\partial \vartheta^2} \right| \Delta\vartheta^2. \quad (117)$$

The term $\iota^2\beta \sim 1$ results here from the small tilt from $\varphi = \text{const}$ of the $\mathbf{h} \cdot \nabla B = 0$ line seen in Fig. 19 as a boundary between positive and negative off-set domains (and the main region). Assuming that rational numbers $0 < m/n < 1$ with $n < N_{\max}$ are distributed uniformly in this interval (which is generally not true but gives a correct order of magnitude estimate) we obtain for the best match at some $n = N$ that

$$\min_{m, n \leq N_{\max}} |\iota n - m| \sim 1/N_{\max} \sim 1/N.$$

Thus, field line starting at global maximum will be displaced from this maximum after N toroidal turns by $\Delta\vartheta_N \sim 2\pi/N$ and, according to (117), pass through the local maximum with respective class boundary η_c displacement $\Delta\eta_N = \eta_c - \eta_b$ given by

$$\Delta\eta_N \approx \frac{2\pi^2 \varepsilon_t \eta_b}{N^2}, \quad (118)$$

where we denoted $\varepsilon_t \equiv (1 + \iota^2\beta)\eta_b \left| \partial^2 B / \partial \vartheta^2 \right|$ well represented by field modulation in axisymmetric tokamak. Trapped-passing boundary layer width corresponding to N toroidal turns is given by Eq. (78) with $\varphi = \varphi_0$ and $\varphi' = \varphi_0 + 2\pi N$ resulting in the estimate

$$\delta\eta \approx 4\pi^{-1/2} (2\varepsilon_t)^{1/4} \eta_b (\nu_* N)^{1/2}, \quad (119)$$

obtained here for $\varepsilon_M \ll \varepsilon_t \ll 1$ (see Eq. (59)) and using $\iota B_\vartheta + B_\varphi \approx R/\eta_b$. Since the poloidal width of the boundary layer $\delta\vartheta$ and boundary layer width $\delta\eta$ are related by (117) with replacement $\Delta \rightarrow \delta$, best match after N turns completing the off-set pattern means $\Delta\eta_N \ll \delta\eta$, which, according to Eqs. (118) and (119) result in

$$N \gg \frac{\pi \varepsilon_t^{3/10}}{\sqrt{2\nu_*^{1/5}}}, \quad \delta\eta \gg 4\eta_b (\varepsilon_t \nu_*)^{2/5}. \quad (120)$$

The last expression (120) agrees with the ν_* scaling of the boundary layer width obtained by a similar argument in (Helander et al., 2017). Since $\Delta\eta_N/\delta\eta \sim N^{-5/2}$ rapidly decays with N , strong inequality (120) is achieved even if one only doubles the N value given by the right-hand side. Therefore, we

use Eqs. (120) further, as order of magnitude estimates rather than strong conditions. Assuming for simplicity then only one pair of off-set domains is formed with local minima mis-match of the order of the boundary layer width in the main region, $\Delta\eta \sim \delta\eta_{\text{ref}}$ and estimating this width in the large aspect ratio limit as $\delta\eta_{\text{ref}} \sim \delta\eta \sim 4\eta_b (\varepsilon_t \nu_*)^{2/5}$, we obtain the distribution function in the off-set domains with help of Eq. (86), Eq. (102) and estimate $\alpha_{mr}^\pm \sim 1$ due to $x_{\pm 0} \sim \Delta\eta/\delta\eta_{\text{ref}} \sim 1$ as

$$g_{\text{off}}^{(j)} \sim RB_0 \varepsilon_t^{-1/10} \nu_*^{-3/5}, \quad (121)$$

where $B_0 = B_{\text{max}}$, and constant (76) has been estimated as $C_0 \sim RB_0^2/(\nu_* \varepsilon_t^{1/2})$. Note that up to a factor 2 scaling (121) is reproduced by the relation between color ranges in Figs. 19 and 21.

It remains now to estimate the weighting factors $w_{\text{off}}^{(j)}$ in Eq. (109) which results for our near-periodic pattern with two similar off-set domains in $\lambda_{\text{off}} \sim g_{\text{off}}^{(j)} w_{\text{off}}^{(j)}$ with $j = 0$. Expanding the sub-integrand \mathcal{V} in (114) in Fourier series over periodic Boozer angles,

$$\mathcal{V}(\vartheta, \varphi) = \sum_{m=1}^{\infty} \sum_{n=-\infty}^{\infty} \mathcal{V}_{mn}^s(\eta) \sin(m\vartheta + n\varphi) \quad (122)$$

with $\eta = \eta_{\text{loc}}^{(j)}$, this series has no $m = 0$ terms due to the last (115) where derivative over ϑ_0 is the same with derivative over ϑ . Here, we placed the origin of angles at the global B maximum to avoid cosine harmonics in stellarator symmetric fields. Introducing the number of toroidal turns per off-set domain, $N_o \lesssim N$, we present $\iota = \iota_o + \delta\iota$ where $\iota_o = M_o/N_o$, M_o is number of poloidal turns and $\delta\iota \ll 1$. Field line segment with the off-set domain starts at $(\vartheta, \varphi) = (\Delta\vartheta_0, 0)$ and ends at $(\vartheta, \varphi) = (2\pi M_o + \Delta\vartheta_N, 2\pi N_o)$ where $\Delta\vartheta_N = \Delta\vartheta_0 + 2\pi N_o \delta\iota$ and banana tips are located at $(\vartheta_j, \varphi_j) = (\Delta\vartheta_0 + \iota\delta\varphi_0, \delta\varphi_0)$ and $(\vartheta_{j+1}, \varphi_{j+1}) = (2\pi M_o + \Delta\vartheta_N + \iota\delta\varphi_N, 2\pi N_o + \delta\varphi_N)$, where $\delta\varphi_{0,N} \sim \max(|\Delta\vartheta_0|, |\Delta\vartheta_N|) \ll 1$. Expanding the integrand in (114) around the helical line $\vartheta = \iota_o\varphi$ we get

$$\begin{aligned} I_{\mathcal{V}}^{(j)} &= \int_{\varphi_j}^{\varphi_{j+1}} d\varphi \mathcal{V}(\Delta\vartheta_0 + \iota\varphi, \varphi) \\ &\approx \int_0^{2\pi N_o} d\varphi \left(\mathcal{V}_b(\iota_o\varphi, \varphi) + \mathcal{V}'_b(\iota_o\varphi, \varphi)(\Delta\vartheta_0 + \delta\iota\varphi) + \frac{1}{2} \mathcal{V}''_b(\iota_o\varphi, \varphi)(\Delta\vartheta_0 + \delta\iota\varphi)^2 \right), \end{aligned} \quad (123)$$

where \mathcal{V}_b is given by Eq. (115) with $\eta_{\text{loc}}^{(j)} \rightarrow \eta_b$, and \mathcal{V}' and \mathcal{V}'' denote first and second derivatives of $\mathcal{V}(\vartheta, \varphi)$ over ϑ . Approximations in Eq. (123) ignoring $\delta\varphi_{0,j}$ and $\eta_{\text{loc}}^{(j)} - \eta_b$ skip the terms of the order of $\Delta\vartheta_{0,N}^3$. In the case of stellarator symmetry, quantities \mathcal{V}_b and \mathcal{V}''_b are odd functions of $\varphi - \pi N_o$ while \mathcal{V}'_b is an even function, what results in

$$\begin{aligned} I_{\mathcal{V}}^{(j)} &\approx \Delta\vartheta_{\text{mid}} \int_0^{2\pi N_o} d\varphi \left(\mathcal{V}'_b(\iota_o\varphi, \varphi) + \delta\iota \mathcal{V}''_b(\iota_o\varphi, \varphi)(\varphi - \pi N_o) \right) \\ &= 2\pi N_o \Delta\vartheta_{\text{mid}} \sum_{m=1}^{\infty} \sum_{n=-\infty}^{\infty} m \mathcal{V}_{mn}^s(\eta_b) \left(\delta_{\text{res}} + \frac{m N_o \delta\iota}{m M_o + n N_o} (1 - \delta_{\text{res}}) \right), \end{aligned} \quad (124)$$

where $\delta_{\text{res}} = 1$ if $mM_o - nN_o = 0$ and is zero otherwise, and $\Delta\vartheta_{\text{mid}} = (\Delta\vartheta_0 + \Delta\vartheta_N)/2$. Since only the resonant harmonic with $(m, n) = (N_o k, -M_o k)$ and $k = 1, 2, \dots$ contribute to the first term, one can estimate $\sum \sum m \mathcal{V}_{mn}^s \delta_{\text{res}} \sim N_o \mathcal{V}_{N_o, -M_o}^s$. For high harmonic indices, $m, n \rightarrow \infty$, spectrum of \mathcal{V} is determined by the vicinity of the global maximum,

$$\mathcal{V}_{mn}^s(\eta_b) \approx \frac{9\beta^{1/2} \eta_b^{7/2}}{\sqrt{8\pi}} \left| \frac{\partial^2 B}{\partial \vartheta^2} \right|^{3/2} \frac{m}{(m^2 + \beta n^2)^{5/2}}, \quad (125)$$

see also Eq. (116). Therefore, contribution of the first term $N_o \mathcal{V}_{N_o, -M_o}^s \sim N_o^{-3}$ is negligible small compared to that of the second term which does not scale with N_o . Thus we obtain the scaling $I_{\mathcal{V}}^{(j)} \propto (\Delta\vartheta_N^2 - \Delta\vartheta_0^2) \propto N_o^{-2} \propto N^{-2}$ and respective estimates

$$w_{\text{off}}^{(j)} \sim \frac{\varepsilon_t^{3/2}}{N^3} \frac{dr}{d\psi} \sim (\varepsilon_t \nu_*)^{3/5} \frac{dr}{d\psi}, \quad \lambda_{\text{off}}^{\text{max}} \sim \varepsilon_t^{1/2} R B_0 \frac{dr}{d\psi} \sim \iota \lambda_{bB}^{\text{tok}}, \quad (126)$$

where we assumed the maximum distribution function off-set (121), used Eqs. (120) and assumed $\varepsilon_M \sim \varepsilon_t$ and $\beta \sim 1$. Thus, off-set of bootstrap coefficient λ_{off} in stellarator-symmetric fields does not decrease with reducing collisionality but has an aperiodic oscillatory behaviour with oscillation amplitude $\lambda_{\text{off}}^{\text{max}}$ of the order of λ_{bB} for the equivalent tokamak (Boozer and Gardner, 1990; Beidler et al., 2011),

$$\lambda_{bB}^{\text{tok}} = 1.46 \iota^{-1} \varepsilon_t^{1/2} R B_0 \frac{dr}{d\psi} = 1.46 \iota^{-1} \varepsilon_t^{-1/2}, \quad (127)$$

see Fig. 18 where the factor $1.46 \iota^{-1} \approx 3.4$ agrees well with the relative off-set amplitude. The off-set structure corresponding to N toroidal turns is replaced by the structure with larger number of turns if collisionality is reduced by a significant factor such that condition $\Delta\eta_N \lesssim \delta\eta$ changes to $\Delta\eta_N \gg \delta\eta$ where $\Delta\eta_N$ and $\delta\eta$ are given by Eqs. (118) and (119), respectively. In this case, the previous off-set vanishes exponentially and is replaced by the next one. This means that the overall off-set changes if $\log \nu_*$ changes by a value of the order one, which is roughly the trend in Fig. 18.

4.3 Off-set of bootstrap / Ware pinch coefficient in case of (nearly) aligned maxima

In the advanced stellarator configurations aiming at good confinement of fusion alpha particles, global magnetic field maxima tend to be aligned. This is the case in ideal quasi-symmetric configurations (Nührenberg and Zille, 1988) and also in quasi-isodynamic configurations with poloidally closed contours $B = \text{const}$ (Mikhailov et al., 2002; Subbotin et al., 2006). For estimations in the latter case, we use a simple model field (94) adding a small perturbation slightly destroying the alignment. In the absence of a perturbation, global maxima are located at $\varphi = 2\pi k / N_{\text{tor}}$, with $0 < k < N_{\text{tor}} - 1$, and it is convenient to describe various quantities constant in the off-set wells (toroidal field ripples) such as aspect ratio A_j , distribution function off-set $g_{\text{off}}^{(j)}$ and weighting factors $w_{\text{off}}^{(j)}$ as functions of the field line label ϑ_0 only, omitting the off-set well index j . Fixing in stellarator-symmetric fields preserving periodicity $\vartheta_0 = \vartheta - \iota\varphi + \iota_p$ where $\iota_p = \pi\iota / N_{\text{tor}}$, we obtain that $g_{\text{off}}^{(j)} = g_{\text{off}}(\vartheta_0)$ is an odd function which can be cast with help of Eq. (108) for small $\Delta A_o \ll 1$ and small mis-alignment of local field maxima $\Delta\eta \ll \delta\eta_{\text{ref}}$ to

$$g_{\text{off}}(\vartheta_0) = \frac{l_c}{4} \left(\frac{\langle B^2 \rangle}{\langle |\lambda| \rangle} \right)_{\eta=\eta_b} \sum_{k=1}^{\infty} \left(\sqrt{2} \delta\eta_{\text{ref}} \Delta_k^A (\Delta A_o(\vartheta_0 - 2\iota_p k) - \Delta A_o(\vartheta_0 + 2\iota_p k)) \right. \\ \left. + \Delta_j^B (\Delta\eta(\vartheta_0 - \iota_p(2k-1)) - \Delta\eta(\vartheta_0 + \iota_p(2k-1))) \right), \quad (128)$$

where both, $\Delta A_o(\vartheta_0) = A_o(\vartheta_0) - 1$ and $\Delta\eta(\vartheta) = -\Delta B(\vartheta) / B_{\text{max}}^2$ are even functions, and $\Delta B(\vartheta) = B(\vartheta, 0) - B_{\text{max}} \ll B$ is the perturbation of field maxima. The off-set of the Ware pinch coefficient (109) takes in the limit of infinite (irrational) field-line length the form

$$\lambda_{\text{off}} \int_0^{2\pi} d\vartheta_0 \int_0^{2\pi/N_{\text{tor}}} \frac{d\varphi}{B^2} \approx \frac{dr}{d\psi} \int_0^{2\pi} d\vartheta_0 g_{\text{off}}(\vartheta_0) I_{\mathcal{V}}(\vartheta_0) = \pi \frac{dr}{d\psi} \sum_{m=1}^{\infty} g_m I_{\mathcal{V}}^m, \quad (129)$$

where an odd function $I_{\mathcal{V}}(\vartheta_0)$ is given by the second Eq. (114) with $\varphi_j = 0$ and $\varphi_{j+1} = 2\pi / N_{\text{tor}}$, and we used (an odd) Fourier series expansion

$$(g_{\text{off}}(\vartheta_0), I_{\mathcal{V}}(\vartheta_0)) = \sum_{m=1}^{\infty} (g_m, I_{\mathcal{V}}^m) \sin(m\vartheta_0). \quad (130)$$

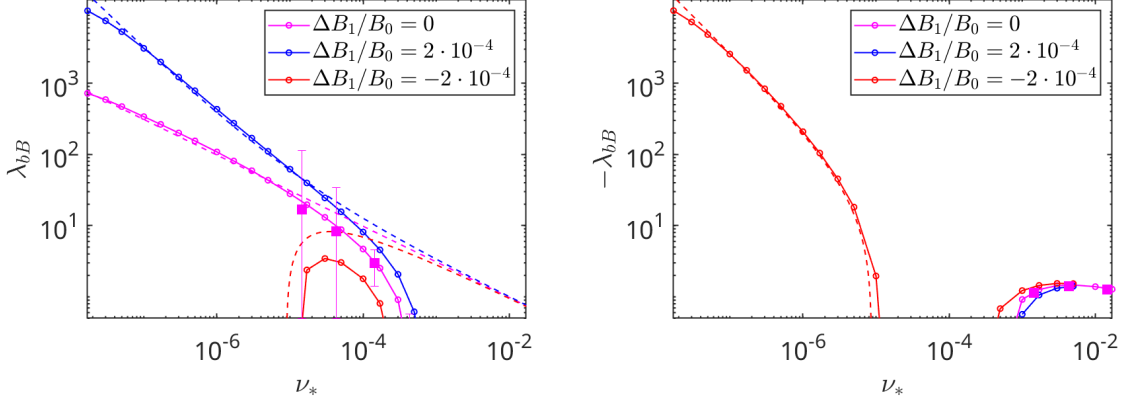


Figure 26: Geometrical factor λ_{bB} computed by NEO-2 (circles) and DKES (filled squares) vs ν_* . Three different maximum- B perturbations are marked with colors (see the legend). Dashed lines correspond to the asymptotic (134). Negative λ_{bB} are shown in the right plot.

Coefficients g_m are expressed via coefficients of (an even) Fourier series expansion

$$(\Delta A_o(\vartheta), \Delta B(\vartheta)) = \sum_{m=1}^{\infty} (\Delta A_o^m, \Delta B_m) \cos(m\vartheta) \quad (131)$$

as follows,

$$g_m = \frac{l_c}{2} \left(\frac{\langle B^2 \rangle}{\langle |\lambda| \rangle} \right)_{\eta=\eta_b} \left(\sqrt{2} \delta \eta_{\text{ref}} S_A(m\iota_p) \Delta A_o^m - \eta_b^2 S_B(m\iota_p) \Delta B_m \right), \quad (132)$$

where

$$S_A(\phi) = \sum_{k=1}^{\infty} \Delta_k^A \sin(2k\phi), \quad S_B(\phi) = \sum_{k=1}^{\infty} \Delta_k^B \sin((2k-1)\phi). \quad (133)$$

These functions have period 2π and are well approximated in the interval $-\pi < \phi < \pi$ by $S_A(\phi) \approx 0.26 (\phi - (\pi/2)\text{sign}(\phi))$ and $S_B(\phi) \approx 1.85 \text{sign}(\phi)$.

For the estimates, we use Eqs. (94) and (95) with $\varepsilon_0 = \varepsilon_M \ll 1$, $\varepsilon_1 = \varepsilon_t \ll \varepsilon_M$ and $\varepsilon_3 = 0$. In the leading order over these amplitudes, only $A_o^1 \approx \varepsilon_t / (2\varepsilon_M)$ harmonic and ΔB_1 harmonic contribute to λ_{off} because of the dominance in the I_V spectrum of harmonic $I_V^1 \approx -8\varepsilon_t (2\varepsilon_M)^{1/2} (B_0^2 N_{\text{tor}})^{-1}$. Estimating $l_c = \pi R / (2\nu_*)$, $\langle B^2 \rangle \approx B_0^2$, $\eta_b \approx 1/B_0$, $\langle |\lambda| \rangle_{\eta=\eta_b} \approx \pi^{-1} (8\varepsilon_M)^{1/2}$ and $\delta \eta_{\text{ref}} \sim 4\pi^{-1/2} (2\varepsilon_M)^{1/4} (\nu_* / N_{\text{tor}})^{1/2} B_0^{-1}$ we get

$$\begin{aligned} \lambda_{\text{off}} &\approx -\varepsilon_t R B_0 \frac{dr}{d\psi} \left(\left(\frac{2\pi}{\nu_* N_{\text{tor}}} \right)^{1/2} \frac{\varepsilon_t S_A(\iota_p)}{(2\varepsilon_M)^{3/4}} - \frac{\pi \Delta B_1 S_B(\iota_p)}{4\nu_* B_0} \right) \\ &\approx \lambda_{bB}^{\text{tok}} \left(\frac{0.42 |\iota| \varepsilon_t^{3/2}}{(\nu_* N_{\text{tor}})^{1/2} \varepsilon_M^{3/4}} \left(1 - \frac{2|\iota|}{N_{\text{tor}}} \right) + \frac{|\iota| \varepsilon_t^{1/2} \Delta B_1}{\nu_* B_0} \right). \end{aligned} \quad (134)$$

The black dotted line showing the trend in Fig. 13 actually corresponds to the result of this formula for case 3. It should be reminded here that the off-set (134) due to violation of ripple equivalence appears only for relatively strong alignment of maxima, $\Delta B/B_0 \lesssim (\nu_* / N_{\text{tor}})^{1/2} \varepsilon_M^{1/4}$, and the validity of estimate (134) requires the respective strong inequality. In the marginal case where an approximate equality is realized, the largest off-set, $\lambda_{\text{off}} \sim \lambda_{bB}^{\text{tok}} \varepsilon_t^{1/2} \varepsilon_M^{1/4} (\nu_* N_{\text{tor}})^{-1/2}$ occurs. The result of small mis-alignment of maxima obtained by adding to (94) in case 3 a small perturbation $\Delta B_1 \cos(\vartheta)$ is

shown in Fig. 26. Note that validity condition of linear asymptotic (134) becomes violated for finite ΔB_1 at $\nu_* = 1.7 \cdot 10^{-8}$ where $\Delta\eta = \delta\eta_{\text{ref}}$, and the case of nearly aligned maxima starts a transition to the usual case of a global maximum reached at a point.

4.4 Bootstrap resonances

As one can conclude from Fig. 18, resonance structure of ι (equivalently, of radial) dependence of bootstrap coefficient is absent in finite collisionality cases. This, however, does not mean that these resonances never play a role. The reason for them is the following (see also the Appendix of (Boozer and Gardner, 1990)). By our assumption, magnetic configuration has embedded flux surfaces everywhere so that magnetic islands are absent at any rational magnetic surface, what is manifested by a true surface condition (40). Although these configurations constitute a set of measure zero, they are physically possible. It is straightforward to check that the first term (representing the Pfirsch-Schlüter current) in Eq. (42) is never resonant as long as conditions (40) are fulfilled. However, this is not the case for the second term. Up to a flux surface function, the sub-integrand of the field line integral there is the derivative of the source term $s_{(1)}$, Eq. (3), which fulfills the quasi-Liouville's theorem (15) at our representative field line, but not necessarily on the other field lines from the same rational surface. In other words, the amplitudes of resonant harmonics fulfilling $\iota m + n = 0$ for our rational surface are generally finite, but these are harmonics of $\sin(m\vartheta + n\varphi) = \sin(m\vartheta_0 + n\varphi_0 + (\iota m + n)(\varphi - \varphi_0))$ which are identical zeros for the starting point (ϑ_0, φ_0) being a stellarator symmetry point. Would those amplitudes be all zero, the integral over any field line would be a single-valued function fulfilling then a quasi-Liouville's theorem (15) for passing particles and, as a consequence, conditions $\oint dl v_{\parallel} = \text{const}$ evaluated for passing particles along closed field lines (see the discussion by Shaing and Callen (1983) after Eq.(44b)), which actually mean “true surface” conditions for the effective magnetic field \mathbf{B}^* (Morozov and Solov'ev, 1966), i.e. for drift surfaces. The latter, however, need not have the same topology as the magnetic surfaces (see, e.g., (Heyn et al., 2012)) and, at best, can be made embedded for one particular η value for the cost of destroyed magnetic surfaces and drift surfaces with different η (actually, true drift surface conditions reduce for $\eta = 0$ to true magnetic surface conditions). Thus, drift islands are generally present at any rational drift surface (see, e.g., (Smirnova, 1997)), and, due to the increased spectral width of $s_{(1)}$ near the trapped-passing boundary (Boozer and Gardner, 1990) where the exponential decay of $s_{(1)}$ spectrum is replaced with a power law, $(mB_{\varphi} - nB_{\vartheta})(m^2 + \beta n^2)^{-3/2}$, drift islands overlap near this boundary ($s_{(1)} = -dr/d\varphi$ along the orbits by definition (4)). This leads to barely trapped alpha particle losses observed in realistic stellarator configurations (Albert et al., 2020a,b, 2023), which do not ideally fulfil the quasi-symmetry conditions.

Due to our choice of reference field lines, respective drift orbits correspond to invariant axes (X or O points of drift islands), i.e. exact resonance does not destroy their closure and, therefore, does not affect collisionless λ_{bB} . However, neighboring resonances result in near resonant contributions to the collisionless $\lambda_{bB} \propto (\iota m - n)^{-1}$ where the denominator is rather close to zero, $\min(\iota m - n) = m\Delta\iota \lesssim 1/n$. One should note that exponential decay of the spectrum is restored from the power law decay for passing particles displaced from the separatrix by $\Delta\eta = \eta - \eta_b$ and mode numbers fulfilling $m^2 + \beta n^2 > (\eta_b^2/\Delta\eta)\partial^2 B/\partial\vartheta^2$. Therefore, contribution of near-resonant modes with high m and n to the integral over η in Eq. (42) scales with a maximum $\Delta\eta$ which still allows the power law decay, i.e. it is $\propto m^{-1}\Delta\iota^{-1}(m^2 + \beta n^2)^{-2}(mB_{\varphi} - nB_{\vartheta}) \propto \Delta\iota^{-1}m^{-4}$. Would the rational numbers be evenly distributed over the real axis as we assumed for simplicity in Section 4.2, then $\Delta\iota \sim 1/m^2$, and the contribution of near-resonant modes is $\propto m^{-2}$, i.e. it is relatively small. However, uniform distribution is not the case in reality (see, e.g., Fig. 5 in (Kasilov et al., 2002)). Namely, if λ_{bB} asymptotic is evaluated at a high-order rational surface with $\iota m_h + n_h = 0$, the distance to the low order resonance $\iota m_l + n_l = 0$ can be as small as $\Delta\iota \sim 1/m_h^2$ which results in contribution scaling as m_h^2/m_l^4 , i.e. it tends to infinity if the evaluation is at the irrational surface with ι arbitrarily close to $-n_l/m_l$. As a result, λ_{bB} asymptotic has a fractal dependence on ι , as seen from the right plot in Fig. 18. On the contrary, if λ_{bB} asymptotic is evaluated at low order rational field lines, there are no other low order rationals in the neighborhood, and the resulting data points appear to belong to the

smooth curve (see the respective markers in the left plot of Fig. 18 which correspond to rational ι with numerators not larger than 500 while the rest data points have numerators up to 10000).

Finite collisionality limits the effect of bootstrap resonances by modifying η and thus moving passing particles into the trapped particle region or deeper to the passing particle region, where the Fourier spectrum of $s_{(1)}$ decays exponentially. Therefore, only a finite (“collisionless”) segment of its orbit corresponding to N toroidal turns stays in resonance with a given Fourier amplitude of $s_{(1)}$ limiting the resonant denominator to $\max(m\Delta\iota, (2\pi N)^{-1})$. We can estimate N equating the width of power law decay region $\Delta\eta \sim \eta_b \varepsilon_t (1 + \iota^2 \beta)^{-1} m^{-2}$ (see above) to the boundary layer width corresponding to N turns, Eq. (119). Ignoring the numerical factor and $1 + \iota^2 \beta \sim 1$, scaling of near-resonant contributions changes from $m^{-4} \Delta\iota^{-1}$ to $m^{-4} (\max(\Delta\iota, m^3 \nu_* \varepsilon_t^{3/2}))^{-1}$. For the examples in Fig. 18 where the lowest order rational number present in the ι range has $m = 11$, near-resonant contributions remain small by this estimate as long as $\nu_* > 10^{-8}$, what results in a smooth λ_{bB} dependence on ι in collisional cases. Since bootstrap resonances are mostly an artifact of the collisionless asymptotic limit, they are avoided in practical computations either by removal of respective near-resonant spectral modes, see, e.g. (Nakajima et al., 1989) or by introducing a Gaussian factor in the field line integration (Boozer and Gardner, 1990) which effectively mimics the collisional attenuation discussed above.

5 Effect of particle precession

As we saw from the previous analysis, off-set of trapped particle distribution function $g_{\text{off}} = g - g_0^t$ is determined in the “well trapped” domain beyond the matching boundary η_m introduced in Section 3.2, $\eta > \eta_m$, where g_{off} is essentially a constant, by the collisional solution in region containing the boundary layer, $\eta < \eta_m$, which is the consequence of the absence of a source term in the trapped particle region. This remains the case in the presence of particle precession caused by the magnetic drift and finite radial electric field if the typical relaxation rate in the “well trapped” particle domain $\eta > \eta_m$ stays small compared to (essentially parallel) relaxation in the region $\eta_b < \eta < \eta_m$ (case of mild rotations). Since the latter region is rather narrow, $|\eta_b - \eta_m| \sim \delta\eta$, effect of the precession on the solution in this trapped particle domain and in the whole passing particle region is relatively small (Beidler, 2020) as long as Mach numbers for the $\mathbf{E} \times \mathbf{B}$ drift, $v_E^* = v_E/v = \Omega_E r/v$, are small enough, $\Omega_E \tau_b / \delta\vartheta \sim v_E^* N^2 \varepsilon_t^{-3/2} \sim v_E^* \varepsilon_t^{-9/10} \nu_*^{-2/5} \ll 1$, where we estimated bounce time as the largest within the off-set pattern extending for N toroidal turns (120), $\tau_b \sim NR/(v\sqrt{\varepsilon_t})$, and the width of the off-set region as $\delta\vartheta \sim 1/N$. Since $v_E^* \sim \rho_L/r \ll 1$ and the respective Mach number due to magnetic drift v_B^* is even smaller, $v_B^* \sim \varepsilon_t v_E^*$, this condition is fulfilled even at very low collisionalities typical for a reactor. Therefore, we can obtain the solution in “well trapped” particle domain $\eta > \eta_m$ from the homogeneous problem driven by Dirichlet boundary condition at $\eta = \eta_m$ where g_{off} is determined by the solution of collisional problem in the $1/\nu$ regime.

Since the trapped-passing boundary layer is excluded from the well trapped domain $\eta > \eta_m$, and class transition boundary layers are rather narrow in the long mean free path regime, we can use for g_{off} a homogeneous bounce average equation. In the conservative form required for proper handling of boundary conditions at class transition boundaries and omitting the class index j for simplicity, this equation using the total energy $w = mv^2/2 + e\Phi$ and perpendicular adiabatic invariant $J_\perp = mv_\perp^2/(2\omega_c) = cm^2 v^2 \eta / (2e)$ as momentum space variables is

$$\frac{\partial}{\partial r} (J_b \langle v_g^r \rangle_b g_{\text{off}}) + \frac{\partial}{\partial \theta_0} (J_b \langle v_g^{\vartheta_0} \rangle_b g_{\text{off}}) = \frac{\partial}{\partial J_\perp} \left(J_b \langle D^{J_\perp J_\perp} \rangle_b \frac{\partial g_{\text{off}}}{\partial J_\perp} \right), \quad (135)$$

where g_{off} is independent of φ . The Jacobian J_b and bounce-averaged pitch-angle diffusion coefficient $\langle D^{J_\perp J_\perp} \rangle_b = (\partial J_\perp / \partial \eta)^2 \langle D^{\eta\eta} \rangle_b$ are

$$J_b = \frac{e}{c} \frac{d\psi}{dr} \tau_b, \quad \langle D^{\eta\eta} \rangle_b = \frac{2\eta I_j}{l_c \tau_b}, \quad (136)$$

with I_j defined in the first Eq. (26), and bounce time τ_b together with bounce-averaged radial drift velocity $\langle v_g^r \rangle_b$ are given by Eqs. (111) with the omission of class index k .

It should be noted that $\langle v_g^{\vartheta_0} \rangle_b$ here should be evaluated over the real bounce orbit with finite Larmor radius, which is in contrast to $\langle v_g^r \rangle_b$ where this results only in a ρ_L correction to Eq. (111). Such an evaluation is required to retain in $\langle v_g^{\vartheta_0} \rangle_b$ the effect of magnetic shear which is of the order one if $\Omega_E \lesssim \Omega_B$ (see (Shaing, 2015; Albert et al., 2016; Martitsch et al., 2014)). An alternative way is to use Eqs. (3.45) of Morozov and Solov'ev (1966) resulting in $\langle v_g^r \rangle_b = J_b^{-1} \partial J_{\parallel} / \partial \vartheta_0$ and $\langle v_g^{\vartheta_0} \rangle_b = -J_b^{-1} \partial J_{\parallel} / \partial r$ where $J_{\parallel} = m \oint dl v_{\parallel}$ is the parallel adiabatic invariant computed along the field line, which makes the Liouville's theorem $\partial(J_b \langle v_g^r \rangle_b) / \partial r + \partial(J_b \langle v_g^{\vartheta_0} \rangle_b) / \partial \vartheta_0 = 0$ obvious.

Eq. (135) means that off-set effect is generally non-local, i.e. radial transport due to entrapping of passing particles at some given surface is produced in some radial range δr_c (radial correlation length) which in the $1/\nu$ regime is of the order $\delta r_c \sim \tau_d \langle v_g^r \rangle_b$, where $\tau_d \sim \varepsilon_M / \nu$ is the de-trapping time, and, at lower collisionalities, where $\langle v_g^{\vartheta_0} \rangle_b > 1/\tau_d$ and mild electric fields, $\Omega_E \leq \Omega_B$, is of the size of radial deviation of precessing trapped orbit which does not scale with Larmor radius and is fully determined by the magnetic field geometry. Thus, local ansatz (1) has a limited validity in the latter case where transport coefficients and bootstrap current need a non-local treatment, e.g., by Monte-Carlo methods (Sasinowski and Boozer, 1995; Satake et al., 2008) (an exception is weakly perturbed tokamak equilibria where a quasi-local ansatz (Martitsch et al., 2014) can be used). Of course, δr_c must be small compared to the plasma radius for the magnetic fields intended for the reactor, however, it is not necessarily small compared to the radial variation scale of the off-set which is quite sensitive to small modulations of the field and ι changes. One consequence of this non-locality is discussed in more details in Section 6.

Eq. (135) should be solved as is if the off-set is produced in the wide poloidal range containing the trapped-passing boundary layer, which is the case of almost aligned maxima discussed in Sections 3.3, 3.5 and 4.3. However, in a more typical case with a distinct global maximum (or two global maxima, which are also possible in stellarator symmetry), the width of the off-set region $\delta \vartheta$ is small (this is a typical width of a single strap in Figs. 19-22). Therefore, convective term with $\langle v_g^{\vartheta_0} \rangle_b$ dominates over $\langle v_g^r \rangle_b$ which, therefore, can be ignored in Eq. (135) together with the dependence on ϑ_0 of $\langle v_g^{\vartheta_0} \rangle_b \equiv \Omega^{\vartheta}$, J_b and $D^{J_{\perp} J_{\perp}}$, which should be taken at the global maximum point $\vartheta_0 = \vartheta_{\max}$, thus reducing Eq. (135) to

$$\frac{\partial g_{\text{off}}}{\partial \vartheta_0} = \frac{1}{\tau_b \Omega^{\vartheta}} \frac{\partial}{\partial \eta} \left(\tau_b \langle D^{\eta \eta} \rangle_b \frac{\partial g_{\text{off}}}{\partial \eta} \right). \quad (137)$$

This can be done because g_{off} is localized in ϑ_0 due to essentially trivial boundary conditions over η at $|\vartheta_0 - \vartheta_{\max}| \gg \delta \vartheta$. Therefore, solution to Eq. (137) in the infinite domain $-\infty < \vartheta_0 < \infty$ is sufficient to generalize the results of g_{off} computations in the $1/\nu$ regime for the case of finite precession frequencies (finite radial electric fields).

For further estimates, we assume a fast precession case, $\Omega^{\vartheta} \tau_d \gg \delta \vartheta$, which would be the condition of the $\sqrt{\nu}$ transport regime (Galeev and Sagdeev, 1979) in case $\delta \vartheta \sim 1$ but is established here for smaller precession frequencies due to $\delta \vartheta \ll 1$. In this case, solution is localized in η near the matching boundary η_m , and we can ignore class transitions which occur in the well trapped particle domain and also set $\eta = \eta_m$ in all the coefficients. Introducing the dimensionless variables as follows,

$$y = \frac{\vartheta - \vartheta_{\max}}{\delta \vartheta} \text{sign}(\Omega^{\vartheta}), \quad x = \left(\frac{|\Omega^{\vartheta}|}{\delta \vartheta \langle D^{\eta \eta} \rangle_b} \right)^{1/2} (\eta - \eta_m), \quad (138)$$

Eq. (137) is reduced to

$$\frac{\partial g_{\text{off}}}{\partial y} = \frac{\partial^2 g_{\text{off}}}{\partial x^2}, \quad (139)$$

where $0 < x < \infty$, $-\infty < y < \infty$, and the boundary conditions are $g_{\text{off}}(0, y) = g_{\text{off}}^{1/\nu}(\vartheta_{\max} + y \delta \vartheta \text{sign}(\Omega^{\vartheta}), \eta_m)$ and $g_{\text{off}}(x, -\infty) = 0$, so that solution is localized in the range $|y| \lesssim 1$. Since the solution is also localized in the range $x \lesssim 1$, second Eq. (138) results in the localization range

$\eta - \eta_m < \delta_E \Delta \eta_{tr}$ where $\Delta \eta_{tr} \sim \varepsilon_t^{1/2} \eta_b$ is the width of trapped particle domain and $\delta_E \ll 1$ is the attenuation factor due to the precession (we assume here $\varepsilon_M \sim \varepsilon_t$ for simplicity). This reduction of the η integration range of $g_{\text{offs}(1)}$ effectively contributing to the Ware pinch coefficient (11) respectively reduces its value by δ_E as compared to the $1/\nu$ regime. Explicitly, this factor is

$$\delta_E \sim \left(\frac{v \delta \vartheta}{l_c |\Omega^\vartheta|} \right)^{1/2} \sim \left(\frac{v \nu_*}{NR |\Omega^\vartheta|} \right)^{1/2}, \quad (140)$$

where $N \sim 1/\delta \vartheta$ is the number of toroidal turns within a given off-set pattern. The overall trend of the Ware pinch off-set with the reduction of ν_* is obtained with the account of switching off-set patterns and thus increasing N in Eq. (140) according to the first Eq. (120). Thus, the normalized maximum off-set (126) is reduced from its value in $1/\nu$ regime to

$$\frac{\lambda_{\text{off}}^{\text{max}}}{\lambda_{bB}^{\text{tok}}} \sim \iota \delta_E \sim \iota \varepsilon_t^{-3/20} \nu_*^{3/5} \left(\frac{v}{R |\Omega^\vartheta|} \right)^{1/2}, \quad (141)$$

i.e. λ_{bB} converges with decreasing collisionality to the Shaing-Callen limit. It should be noted that bootstrap resonances should still be removed from the asymptotic λ_{bB} for the same reason as discussed in Section 4.4. In this case, in addition to pitch angle scattering limiting the effective orbit length contributing to the resonance in the power low spectral decay region, also the precession de-correlates the resonant particles, effectively removing them from that region.

In case of nearly aligned maxima, poloidal width of the off-set region in Eq. (140) is not small anymore, $\delta \vartheta \sim 1$ or, equivalently, $N \sim 1$. Thus, using the $1/\nu$ regime estimate (134) we obtain the scaling for normalized off-set due to violation of ripple equivalence as

$$\frac{\lambda_{\text{off}}^{\text{align}}}{\lambda_{bB}^{\text{tok}}} \sim \frac{\iota \varepsilon_t^{3/2}}{N_{\text{tor}}^{1/2} \varepsilon_M^{3/4}} \left(\frac{v}{R |\Omega^\vartheta|} \right)^{1/2}, \quad (142)$$

which means that the off-set does not vanish but saturates with reducing collisionality at a rather high level due to the ratio of bounce frequency to the precession frequency in the last factor.

To verify the off-set attenuation model in case of a single off-set pattern with fixed N in Eq. (140), we apply this model to DKES results in Fig. 4 of Helander et al. (2011) where the dominant pattern appears to be unchanged in the whole range of ν_* . The normalized bootstrap coefficient $D_{31}^* \equiv \lambda_{bB}/\lambda_{bB}^{\text{tok}}$ in this figure, where the precession is purely due to the $\mathbf{E} \times \mathbf{B}$ drift, $\Omega^\vartheta = \Omega_E \propto E_r$, is represented using the scaling of attenuation factor (140) with collisionality and radial electric field $\delta_E \propto (\nu_*/E_r)^{1/2}$ as follows,

$$D_{31}^* = D_{31}^{\text{SC}} + \left(D_{31}^{1/\nu} - D_{31}^{\text{SC}} \right) \frac{D_{\text{ref}}^* - D_{31}^{\text{SC}}}{D_{\text{ref}}^{1/\nu} - D_{31}^{\text{SC}}} \left(\frac{\nu_* E_{\text{ref}}}{\nu_{\text{ref}} E_r} \right)^{1/2}, \quad (143)$$

where D_{31}^{SC} is the Shaing-Callen asymptotic value of D_{31}^* , $D_{31}^{1/\nu}$ is the actual value in the $1/\nu$ regime, ν_{ref} and E_{ref} are the values of ν_* and E_r for a single reference point in the plot, and D_{ref} and $D_{\text{ref}}^{1/\nu}$ are the values of D_{31}^* for $(\nu_*, E_r) = (\nu_{\text{ref}}, E_{\text{ref}})$ and $(\nu_*, E_r) = (\nu_{\text{ref}}, 0)$, respectively. As one can see in Fig. 27, scaling (143) well represents the results with mild electric field but fails for two largest values of v_E^* where the (tokamak like) boundary layer off-set (Helander et al., 2011) becomes important (see also Fig. 17) and where the condition $\Omega_E \tau_b / \delta \vartheta \ll 1$ becomes violated.

6 Off-set in the direct problem, bootstrap effect at the magnetic axis

We discuss now the off-set in the direct (bootstrap) problem qualitatively. Since the off-set in the Ware pinch problem is driven by the asymmetry of the entrapping of passing particles, off-set in the

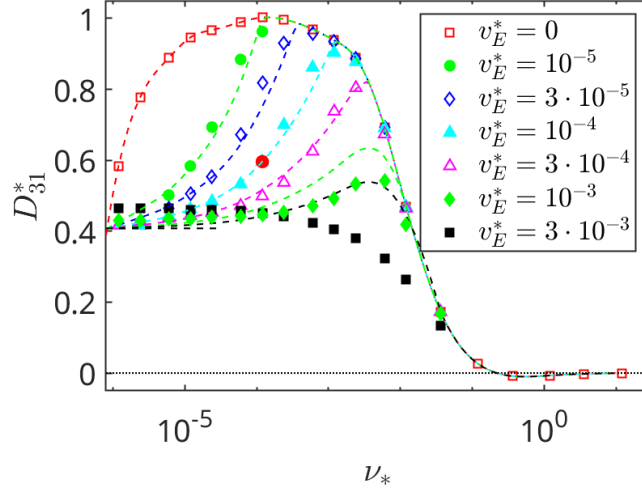


Figure 27: Attenuation test for the case in Fig. 4 of Helander et al. (2011). Normalized electric field values (Mach numbers $v_E^* = cE_r/(vB)$) are defined in the legend. Dashed lines show the result of scaling in Eq. (143) with the reference point shown by a red circle.

bootstrap problem is driven by the asymmetry in the inverse process of trapped particle detrapping. Similarly, there are two (same) reasons for this asymmetry. First is the asymmetry of local maxima limiting ripple domains which leads to the detrapping in the direction of the lower maximum. The second one is connected with the violation of ripple equivalence, $A_j = 1$, and, consequently, to the asymmetry of entrapping and further detrapping in the neighboring ripples. We estimate now only the first, simpler effect.

For the equilibrium (Maxwellian) particle distribution which is constant on the flux surface, detrapping process is balanced by entrapping of passing particles leading to zero phase space fluxes (detailed equilibrium) and, respectively, to zero parallel current. In the presence of radial gradient, the distribution function of trapped particles is not constant on the flux surface anymore. It is larger in the region with positive bounce averaged radial drift, and smaller where it is negative. In stellarator symmetry, it is obvious that particles are detrapped in those regions in opposite directions, thus leading to the overall shift of passing particle distribution and, respectively, to the parallel current. Destroyed symmetry of the ripple wells is described by the source term $s_{(1)}$, Eq. (4), which generates “anti-particles” in the wells with $\langle v_g^r \rangle_b > 0$ and “particles” where $\langle v_g^r \rangle_b < 0$. In the asymptotical $1/\nu$ regime, these particles and anti-particles produced by the source term $s_{(1)}$ within ripple wells can leave these wells only through boundary layers between classes, where they are re-distributed and annihilated. As we saw in Sections 2.2 and 2.3, parallel flows within these boundary layers make a contribution of the order one to the equilibrium Pfirsch-Schlüter current. This changes at finite collisionality where “relevant ripples” appear with both limiting local maxima entering the trapped-passing boundary layer. Re-distribution of particles and anti-particles between “relevant” ripples occurs then through the trapped passing boundary layer (this layer is empty in the asymptotical $1/\nu$ regime) causing the parallel flow there and respective asymmetry of the distribution function over the pitch parameter λ . Such an odd distribution in the boundary layer, g_{odd} , serves as a boundary condition which shifts from zero to the odd part of the distribution function in the whole passing particle domain thus generating a bootstrap current.

We can estimate g_{odd} in the boundary layer using the argument at the end of Section 2.2 as $g_{\text{odd}} \sim H_j(\eta_{\text{oc}})/\delta\eta_{\text{ref}}$ where $H_j(\eta_{\text{oc}})$ is the collisional flux through class boundary $\eta = \eta_{\text{oc}} \equiv \max(\eta_j, \eta_{j+1})$

of the relevant ripple (which corresponds to the off-set domain in the adjoint problem) with

$$H_j(\eta) = - \int_{\varphi_j}^{\varphi_{j+1}} d\varphi D_\eta \frac{\partial g_{-1}}{\partial \eta},$$

and g_{-1} being the leading order solution of direct problem (27), and $\delta\eta_{\text{ref}}$ is the width of the trapped-passing boundary layer in the “main region”. Since the odd part of passing particle distribution driven by g_{odd} at the trapped-passing boundary is independent of η and is, therefore, equal to g_{odd} , we can estimate the parallel current density off-set using Eq. (37) as $j_{\parallel}^{\text{off}} \approx C_{\parallel} g_{\text{odd}}$, and the respective off-set of the normalized bootstrap coefficient in Eq. (41) as $\lambda_{\text{off}} \sim g_{\text{odd}}/\rho_L \sim H_j(\eta_{\text{loc}})/(\rho_L \delta\eta_{\text{ref}})$. Naturally, the same result is obtained for the off-set (109) in the adjoint problem using for $w_{\text{off}}^{(j)}$ the second equality (110) and for $g_{\text{off}}^{(j)}$ Eq. (86) where $\alpha_j^{\pm} \sim 1$ in case of the maximum off-set, and constant (76) is

$$C_0 \approx \frac{2\eta_b \langle B^2 \rangle}{\delta\eta_{\text{ref}}^2} \int_{\varphi_0}^{\varphi_N} \frac{d\varphi}{B^\varphi} \sim \frac{B}{\delta\eta_{\text{ref}}^2} \int_{\varphi_0}^{\varphi_N} \frac{d\varphi}{B^\varphi}.$$

Note that effect of particle precession reducing the off-set in the adjoint problem is also the same in the direct problem where it causes re-distribution of trapped “particles” and “anti-particles” between trapping domains via the rotation within the flux surface thus reducing the collisional fluxes into class boundaries as compared to their maximum $1/\nu$ values $H_j(\eta_{\text{loc}})$.

Recalling now definitions (26) and (4) of the normalized collisional velocity space flux H_j (see also Eqs. (110) and (112)) we can approximately relate H_j to the radial correlation length in the off-set well $\delta r_{cj} \sim \tau_{dj} \langle v_g^r \rangle_{bj}$ as follows, $H_j \sim \tau_{bj} \langle v_g^r \rangle_{bj} \Delta\eta_j \sim \delta r_{cj} \delta\eta_j^2 / \Delta\eta_j$ where τ_{bj} and $\langle v_g^r \rangle_{bj}$ are bounce time and bounce averaged velocity (111), $\tau_{dj} \sim \tau_{bj} (\Delta\eta_j / \delta\eta_j)^2$ is the detrapping time, $\Delta\eta_j \sim \varepsilon_M \eta_b$ is the off-set well depth, and $\delta\eta_j$ is boundary layer width in the off-set domain (see Eqs. (84) and (78)). Thus, $g_{\text{odd}} \sim \delta r_{cj} \delta\eta_j / (A_j \Delta\eta_j)$ with the aspect ratio $A_j = \delta\eta_{\text{ref}} / \delta\eta_j$, and we can estimate current density as follows,

$$j_{\parallel}^{\text{off}} \sim C_{\parallel} g_{\text{odd}} \sim \frac{c\delta\eta_j \eta_b}{\rho_L A_j \Delta\eta_j} (p(r + \delta r_{cj}) - p(r)). \quad (144)$$

This formula actually reverses local transport ansatz (1) which assumes infinitesimal correlation length, and manifests the fact that variation of the distribution function on a given flux surface (along the field line) from its equilibrium value is because its value in the ripple wells is determined by the values of equilibrium distribution function at the neighboring flux surfaces displaced by the correlation length (strictly speaking, connection of parallel current density to the pressure gradient is non-local, $j_{\parallel}^{\text{off}} = \int dr' K(r, r') p(r')$, with the kernel $K(r, r')$ localized within $|r' - r| \lesssim \delta r_{cj}$). Thus, this variation and resulting parallel current need not disappear at the magnetic axis where $dp/dr = 0$. Expanding $p(r + \delta r_{cj})$ to the next order, we obtain parallel current on axis as

$$j_{\parallel}^{\text{axis}} \sim \frac{c\eta_b \langle v_g^r \rangle_{bj}^2 \tau_{bj}^2}{\rho_L A_j} \left(\frac{\Delta\eta_j}{\delta\eta_j} \right)^3 \frac{d^2 p}{dr^2} \sim \frac{c\eta_b \rho_L \varepsilon_M^{5/4}}{A_j N_{\text{tor}}^{1/2} \nu_*^{3/2}} \frac{d^2 p}{dr^2}, \quad (145)$$

where we estimated $\langle v_g^r \rangle_{bj} \sim v\rho_L/R$, $\tau_{bj} \sim R/(vN_{\text{tor}}\varepsilon_M^{1/2})$, $\Delta\eta_j \sim \eta_b \varepsilon_M$ and $\delta\eta_j \sim \eta_b (\nu_*/N_{\text{tor}})^{1/2} \varepsilon_M^{1/4}$, with N_{tor} being the number of ripples. Further denoting $d^2 p/dr^2 = p/L_{pa}^2$ and normalizing Eq. (145) to a typical tokamak bootstrap current value $j_b^{\text{tok}} \sim c\eta_b \iota^{-1} \varepsilon_t^{-1/2} dp/dr = c\eta_b p / (\iota \varepsilon_t^{1/2} L_p)$, we obtain

$$\frac{j_{\parallel}^{\text{axis}}}{j_b^{\text{tok}}} \sim \frac{\iota \varepsilon_t^{1/2} \varepsilon_M^{5/4}}{A_j N_{\text{tor}}^{1/2}} \left(\frac{L_p}{L_{pa}} \right)^2 \frac{\rho^*}{\nu_*^{3/2}}, \quad (146)$$

where $\rho^* = \rho_L/L_p$. Although this expression contains a small parameter ρ^* in the numerator, it has another small parameter $\nu_*^{3/2}$ in the denominator so that current on axis is not vanishingly small.

Estimating for AUG parameters in the presence of the helical core with $\varepsilon_M \sim 0.01$, $\iota \sim 0.5$, $\varepsilon_t \sim 0.25$, $A_j = 1$, $N_{\text{tor}} = 2$, and central density $n_e = 3 \cdot 10^{13} \text{ cm}^{-3}$ and temperature $T_e = 5 \text{ KeV}$ resulting in $\rho^* = \rho_e^* \sim 2 \cdot 10^{-4}$ and $\nu_* \sim 3.5 \cdot 10^{-3}$, we get $\rho^* \nu_*^{-3/2} \approx 1$ so that $j_{\parallel}^{\text{axis}}/j_b^{\text{tok}} \sim 5 \cdot 10^{-4} (L_p/L_{pa})^2$. Thus, for peaked T_e profiles (e.g., in the presence of central ECRH) peaking factor $L_p/L_{pa} \sim 40$ is needed to make these currents comparable. Of course, in order to achieve $j_{\parallel}^{\text{axis}}$, special conditions on the magnetic geometry are required in order to create, in particular, difference in correlation length δr_j in different ripples.

7 Conclusion

To sum up, we can conclude that the bootstrap current in arbitrary 3D toroidal fields does not converge to the asymptotical Shaing-Callen limit in the $1/\nu$ transport regime. The collisional current off-set being the difference between the actual bootstrap current and its collisionless asymptotic stays of the order of the bootstrap current in the equivalent tokamak and only oscillates aperiodically with changing $\log \nu_*$. Moreover, for a set of configurations with aligned local magnetic field maxima (such that the global maximum is achieved at the flux surface on a line rather than at one or few points) the bootstrap current off-set diverges as $\nu_*^{-1/2}$, as long as the condition of equivalent ripples (89) is not fulfilled (this condition is naturally fulfilled in axisymmetric and exactly quasi-symmetric fields). In turn, in the presence of orbit precession, in particular, due to a finite radial electric field, the off-set current converges to zero with reducing collisionality as $\nu_*^{3/5} |\Omega^\theta|^{-1/2}$, which is in agreement with the results of numerical modelling by various codes (Beidler et al., 2011). Also, in the case of aligned maxima, the off-set does converge – not to zero but to a finite value which exceeds the equivalent tokamak current by a large factor $\sim (v/R\Omega^\theta)^{1/2} \sim (v_E^*)^{-1/2}$ where $v_E^* = cE/(vB) \ll 1$ is the perpendicular Mach number.

The missing convergence of bootstrap current in the $1/\nu$ regime to the analytical collisionless asymptotic value is the consequence of two competing limits present in the problem. Namely, analytical derivations assume explicitly or implicitly that the field line is closed after a finite number of toroidal turns so that the mean free path strongly exceeds the period of the field line closure. As a consequence, the trapped-passing boundary layer width in velocity space $\delta\eta_{\text{ref}}$ is assumed infinitesimal such that all class transition boundary layers centered around $\eta = \eta_c = 1/B_{\text{loc}}$ coming from local field maxima B_{loc} which are below the global maximum B_{max} are clearly separated from the trapped-passing boundary layer centered at $\eta = \eta_b = 1/B_{\text{max}}$. Obviously, this assumption cannot be fulfilled at irrational surfaces where the field line closure period is indeed infinite but the mean free path length stays finite, and where class transition boundary layers inevitably interact with trapped-passing boundary layer leading to the bootstrap current off-set. This contradiction between two limits is manifested in the fractal spatial structure of the collisionless solutions for the distribution function, which is the fractal within the irrational flux surface in the adjoint approach (Helander et al., 2011) and has a fractal dependence on radius (leading to bootstrap resonances) also in the direct approach (Shaing and Callen, 1983; Boozer and Gardner, 1990).

The off-set which appears at any collisionality at irrational surfaces (or, equivalently, long enough rational field lines) results from the collisional particle exchange between trapped and passing particle domains in the velocity space. This exchange occurs through the boundary layer which, in usual configurations with global magnetic field maximum achieved in one or few points, is localized at the flux surface in some vicinity (contact region or “hot spot”) around this maximum such that field line returns to this vicinity after $N \propto \nu_*^{-1/5} \ll 1$ toroidal turns. The off-set of the distribution function formed between two return points is the largest from all configurations, $g_{\text{off}} \propto \nu_*^{-3/5}$, but it does not lead to the divergence of bootstrap current because the normalized integral of bounce averaged velocity over the long off-set domain, $w_{\text{off}} \propto \nu_*^{3/5} \ll 1$ is the smallest and balances the former in resulting bootstrap coefficient $\lambda_{\text{off}} \propto g_{\text{off}} w_{\text{off}}$. This compensation disappears in case of nearly aligned maxima, where boundary layer contact regions turn into stripes with much larger area than “hot spot”

in the usual case. These contact regions cut the field lines into much shorter off-set domains with the length about a single toroidal period, such that w_{off} does not scale with collisionality anymore, but the distribution function still does, $g_{\text{off}} \propto \nu_*^{-1/2}$. Although this scaling is weaker than in the usual case, missing compensation leads to $\nu_*^{-1/2}$ divergence of the resulting bootstrap current. This diverging part is respectively reduced if bounce averaged drift is minimized for trapped particles, what is naturally the case in quasi-symmetric configurations.

For the analysis of boundary layer effects and resulting off-set of bootstrap current we have developed a simplified propagator method, and obtained with its help, besides the condition of equivalent ripples (89) formulated earlier in (Helander et al., 2011) as a property of ideal quasi-isodynamic stellarators leading there to a tokamak like bootstrap effect, also the expression (108) for the off-set of the distribution function in case of imperfectly aligned local maxima and slightly violated ripple equivalence condition (108) together with respective estimate (134) of the resulting off-set of bootstrap coefficient in case of the devices with non-optimized bounce-averaged radial drift of trapped particles. Actually, the case of nearly aligned maxima is the most interesting from the point of view of good fusion alpha particle confinement. This is naturally the case in quasi-symmetric configurations and in quasi-isodynamic configurations with poloidally closed contours of B . As it can be seen from condition (134), the way to avoid the off-set of bootstrap current in such configurations is to align the maxima accurately and to realize ripple equivalence condition (89). The latter condition is almost the same with the condition of tied to the flux surface contours of parallel adiabatic invariant J_{\parallel} for barely passing particles which, once realized in case of perfectly aligned maxima, would prevent collisionless trapped-passing particle transitions and resulting stochastic transport. The essential difference of the respective integral I_j from $J_{\parallel} = m \oint dl v_{\parallel}$ is only in an extra $1/B$ factor in the sub-integrand. Both conditions are naturally satisfied if quasi-symmetry conditions are realized exactly which, however, cannot be achieved at all flux surfaces (Garren and Boozer, 1991). More generally, these conditions are fulfilled simultaneously for perfectly omnigenous fields (Cary and Shasharina, 1997; Helander and Nührenberg, 2009) being also an idealization (Cary and Shasharina, 1997).

As a curious consequence of bootstrap off-set, we have shown in Section 6 a possibility of a bootstrap effect at the magnetic axis due to rather large radial correlation length of the orbits δr_c at low plasma collisionalities where it scales in the $1/\nu$ regime as $\delta r_c \propto \rho_L/\nu_*$ and strongly exceeds the Larmor radius ρ_L . Thus, the bootstrap current on axis being vanishingly small in axisymmetric fields where, due to a vanishing gradient and $\delta r_c \sim \rho_L$, it scales as $\rho_{Le}^2/L_p^2 = (\rho_e^*)^2$, can have much larger values in the presence of 3D perturbations (essentially, of a field ripple) on axis.

Since the bootstrap effect is often not desired in stellarators where it modifies the ι profile and thus affects the position of an island divertor located at the plasma edge, the minimization of the bootstrap coefficient λ_{bB} is usually one of the goals in stellarator optimization. The presence of a bootstrap off-set which is rather sensitive to plasma collisionality and the ι value does not make this task simpler, and there is little hope that the off-set effect fully vanishes at finite radial electric fields, thus allowing to use the Shaing-Callen limit alone for the reactor optimization. For typical reactor parameters, $B = 5 \cdot 10^4$ G, $n_e = 10^{14}$ cm $^{-3}$, $T_{i,e} = 10$ KeV, $L_p = a = 300$ cm and $\varepsilon_t = a/R = 0.1$, we obtain $\nu_* = \pi R v_{\perp}/v$ and $\rho^* = \rho/L_p$ as $\nu_*^e = 2\nu_*^i = 0.001 \div 0.1$ for the range contributing 95 % to the convolution (9) of bootstrap coefficient \bar{D}_{31} , and as $\rho_e^* \approx 2 \cdot 10^{-5}$ and $\rho_i^* \approx 10^{-3}$, respectively. Thus, using in Eq. (140) $\Omega^{\theta} = \Omega_E = \rho_e^* v/(R\varepsilon_t)$ together with Eq. (120) we obtain the maximum value of the attenuation factor $\delta_E \sim (\varepsilon_t \nu_*/(N\rho^*))^{1/2}$ as $\delta_E^{\text{max}} \sim 1$ for the electrons, i.e. attenuation is practically unimportant for them and they mostly stay in the $1/\nu$ regime, and $0.08 \leq \delta_E \leq 1.4$ for the ions which are, therefore, significantly affected by the precession but still cannot be fully described by the collisionless limit.

As follows from Section 4.3, the strongest bootstrap current off-set due to nearly aligned maxima appears for the above parameters, $\varepsilon_M \sim \varepsilon_t$, $\iota = 1$ and $N_{\text{tor}} = 5$ if the mis-match of maxima is around $\Delta B/B \sim 2.5\%$ for the middle of the collisionality range (around 8% for the highest collisionality). According to Eq. (134), bringing this off-set back to the level of bootstrap current in the equivalent tokamak would require to align the maxima better than $\Delta B/B \sim 0.3\%$ for the lowest collisionality

and to fulfill ripple equivalence condition to within $\Delta A_o \lesssim 50\%$. The latter condition does not appear to be too restrictive and can probably be achieved already when tying to the flux surface J_{\parallel} contours for barely passing particles.

Unfortunately, the off-set in the distribution function cannot be further minimized by better fulfilling the above conditions because there remains a residual off-set containing the term $\propto \log \nu_*$ not accounted for in this paper. Nevertheless, the resulting bootstrap current off-set can still be minimized by reducing the integral bounce-averaged drift represented by factors $I_{\mathcal{V}}$, Eq. (114), which are well defined in case of aligned maxima by magnetic field geometry alone. Certain minimization of these factors can be achieved at mild collisionalities where off-set wells are relatively short already as a by-product of minimization of $1/\nu$ transport coefficients (29) via ε_{eff} . This appears to be the case in W-7X “standard” configuration where the off-set in D_{31}^* shown in Fig. 3 of (Kernbichler et al., 2016) is of the order of Shaing-Callen value (10 % of the equivalent tokamak value) for collisionalities $\nu^* > 10^{-5}$, and where ε_{eff} is reduced by about an order of magnitude compared to a standard stellarator (see Fig. 10 in (Beidler et al., 2011)). Strong D_{31}^* off-set of the order one shows up there only at very low collisionalities where it is due to the (non-optimized) bounce-averaged drift of long bananas (off-set wells are long).

Of course, the above simple recipes assuming independent minimization of purely geometrical quantities (asymptotic λ_{bB} and $I_{\mathcal{V}}$) do not apply in the general case without strong alignment of field maxima where multiple off-set well types contribute simultaneously with their relative contributions depending on collisionality and precession velocity. Minimization of bootstrap current in such cases requires direct numerical evaluation of all transport coefficients and the resulting plasma parameter profiles at finite plasma collisionality (Geiger et al., 2015). For the evaluation of bootstrap coefficient in such cases, computations of λ_{bB} in the $1/\nu$ regime would be useful if one accounts for the precession by bounce-averaged approach outlined in Section 5. A particular tool for this is NEO-2 which has been specially designed for the effective evaluation of bootstrap current.

It should be noted that the two above geometric criteria are naturally met in case of quasi-poloidal symmetry (Spong et al., 2001). For such an exact symmetry, $\lambda_{bB} \propto B_{\vartheta} = 0$ in the absence of auxiliary current, while $I_{\mathcal{V}} = 0$ for all exact quasi-symmetries which can actually be approached very closely (Landreman and Paul, 2022). More generally, these criteria are met by ideal (omnigeneous) quasi-isodynamic fields (Helander and Nührenberg, 2009; Helander et al., 2011). Recent realizations of a quasi-isodynamic field which are rather close to such an ideal field (Goodman et al., 2023, 2024) do indeed show very low values of the bootstrap coefficient. Note that mis-alignment of maxima in these configurations is clearly below 2.5%.

Acknowledgements

The authors gratefully acknowledge useful discussions with Per Helander, Martin Heyn and Felix Parra, as well as discussions and regular help in the maintenance of NEO-2 code from Andreas Martitsch and Rico Buchholz. Authors are also grateful to Per Helander and co-authors for the data for Fig. 27. This work has been carried out within the framework of the EUROfusion Consortium, funded by the European Union via the Euratom Research and Training Programme (Grant Agreement No 101052200 — EUROfusion). Views and opinions expressed are however those of the author(s) only and do not necessarily reflect those of the European Union or the European Commission. Neither the European Union nor the European Commission can be held responsible for them. We gratefully acknowledge support from NAWI Graz.

References

- C. G. Albert, M. F. Heyn, G. Kapper, S. V. Kasilov, W. Kernbichler, and A. F. Martitsch. Evaluation of toroidal torque by non-resonant magnetic perturbations in tokamaks for resonant transport regimes using a Hamiltonian approach. *Phys. Plasmas*, 23(8):082515, 2016.

- C. G. Albert, S. V. Kasilov, and W. Kernbichler. Symplectic integration with non-canonical quadrature for guiding-center orbits in magnetic confinement devices. *Journ. Comput. Phys.*, 403(2):109065, 2020a.
- C. G. Albert, S. V. Kasilov, and W. Kernbichler. Accelerated methods for direct computation of fusion alpha particle losses within stellarator optimization. *Journ. of Plasma Phys.*, 86(2):815860201, 2020b.
- C. G. Albert, R. Buchholz, S. V. Kasilov, W. Kernbichler, and K. Rath. Alpha particle confinement metrics based on orbit classification in stellarators. *Journ. of Plasma Phys.*, 89(3):955890301, 2023.
- C. Beidler, G. Grieger, F. Herrnegger, E. Harmeyer, J. Kisslinger, W. Lotz, H. Maasberg, P. Merkel, J. Nührenberg, F. Rau, J. Sapper, F. Sardei, R. Scardovelli, A. Schlüter, and H. Wobig. Physics and engineering design for Wendelstein VII-X. *Fusion Technology*, 17(1):148–168, 1990.
- C. D. Beidler. Final report on deliverable S2-WP19.1-T005-D005 Neoclassical and fast-ion transport (2020) (MPG), 2020.
- C. D. Beidler and W. D. D’haeseleer. A general solution of the ripple-averaged kinetic equation (GSRAKE). *Plasma. Phys. Contr. Fusion*, 37(4):463–490, 1995.
- C. D. Beidler, K. Allmaier, M. Yu. Isaev, S. V. Kasilov, W. Kernbichler, G. O. Leitold, H. Maaßberg, D. R. Mikkelsen, S. Murakami, M. Schmidt, D. A. Spong, V. Tribaldos, and A. Wakasa. Benchmarking of the mono-energetic transport coefficients - results from the international collaboration on neoclassical transport in stellarators (ICNTS). *Nucl. Fusion*, 51(7):076001, 2011.
- A. H. Boozer. Plasma equilibrium with rational magnetic surfaces. *Phys. Fluids*, 24(11):1999–2003, 1981.
- A. H. Boozer and H. J. Gardner. The bootstrap current in stellarators. *Phys. Fluids B*, 2(10):2408–2421, 1990.
- J. R. Cary and S. G. Shasharina. Omnigenity and quasihelicity in helical plasma confinement systems. *Phys. Plasmas*, 4(9):3323–3333, 1997.
- W. D. D’haeseleer, W. N. G. Hitchon, J. D. Callen, and J. L. Shohet. *Flux Coordinates and Magnetic Field Structure*. Springer-Verlag, Berlin, 1991.
- A. A. Galeev and R. Z. Sagdeev. Theory of neoclassical diffusion. volume 7 of *Reviews of Plasma Physics*, pages 257–343. Consultants Bureau, New York - London, 1979.
- D. A. Garren and A. H. Boozer. Existence of quasihelically symmetric stellarators. *Phys. Fluids B*, 3(11):2822–2834, 1991.
- J. Geiger, C. D. Beidler, Y. Feng, H. Maassberg, N. B. Marushchenko, and Y. Turkin. Physics in the magnetic configuration space of W-7X. *Plasma Phys. Control. Fusion*, 57(1):014004, 2015.
- A. G. Goodman, K. Camacho Mata, S. A. Henneberg, R. Jorge, M. Landreman, G. G. Plunk, H. M. Smith, R. J. J. Mackenbach, C. D. Beidler, and P. Helander. Constructing precisely quasi-isodynamic magnetic fields. *Journ. of Plasma Phys.*, 89(9):905890504, 2023.
- A. G. Goodman, P. Xanthopoulos, G. G. Plunk, H. Smith, C. Nührenberg, C. D. Beidler, S. A. Henneberg, G. Roberg-Clark, M. Drevlak, and P. Helander. Quasi-isodynamic stellarators with low turbulence as fusion reactor candidates. *PRX Energy*, 3(2):023010, 2024.
- P. Helander and J. Nührenberg. Bootstrap current and neoclassical transport in quasi-isodynamic stellarators. *Plasma. Phys. Contr. Fusion*, 51(5):055004, 2009.

- P. Helander and D. J. Sigmar. *Collisional transport in magnetized plasmas*. Cambridge University Press, Cambridge, 2002.
- P. Helander, J. Geiger, and H. Maassberg. On the bootstrap current in stellarators and tokamaks. *Phys. Plasmas*, 18(9):092505, 2011.
- P. Helander, F. I. Parra, and S. L. Newton. Stellarator bootstrap current and plasma flow velocity at low collisionality. *Journ. Plasma Phys.*, 83(2):905830206, 2017.
- M. F. Heyn, I. B. Ivanov, S. V. Kasilov, W. Kernbichler, A. Loarte, V. V. Nemov, and A. M. Runov. On the confinement of passing alpha particles in a tokamak-reactor with resonant magnetic field perturbations shielded by plasma currents. *Nuclear Fusion*, 52(5):054010, 2012.
- F. L. Hinton and R. D. Hazeltine. Theory of plasma transport in toroidal confinement systems. *Rev. Mod. Phys.*, 48:239–308, 1976.
- S. P. Hirshman, K. C. Shaing, W. I. van Rij, C. O. Beasley, Jr., and E. C. Crume, Jr. Plasma transport coefficients for nonsymmetric toroidal confinement systems. *Phys. Fluids*, 29(9):2951–2959, 1986.
- G. Kapper, S. V. Kasilov, W. Kernbichler, A. F. Martitsch, M. F. Heyn, N. B. Marushchenko, and Yu. Turkin. Electron cyclotron current drive simulations for finite collisionality plasmas in Wendelstein 7-X using the full linearized collision model. *Physics of Plasmas*, 23(11):112511, 2016.
- G. Kapper, S. V. Kasilov, W. Kernbichler, and M. Aradi. Evaluation of relativistic transport coefficients and the generalized Spitzer function in devices with 3D geometry and finite collisionality. *Physics of Plasmas*, 25(12):122509, 2018.
- S. V. Kasilov, D. Reiter, A. M. Runov, W. Kernbichler, and M. F. Heyn. On the “magnetic” nature of electron transport barriers in tokamaks. *Plasma. Phys. Contr. Fusion*, 44(5):986–1004, 2002.
- S. V. Kasilov, W. Kernbichler, A. F. Martitsch, H. Maassberg, and M. F. Heyn. Evaluation of the toroidal torque driven by external non-resonant non-axisymmetric magnetic field perturbations in a tokamak. *Phys. Plasmas*, 21(9):092506, 2014. doi: <http://dx.doi.org/10.1063/1.4894479>.
- W. Kernbichler, S. V. Kasilov, G. O. Leitold, V. V. Nemov, and K. Allmaier. Recent progress in NEO-2 - A code for neoclassical transport computations based on field line tracing. *Plasma and Fusion Research*, 3:S1061–S1061–4, 2008.
- W. Kernbichler, S. V. Kasilov, G. Kapper, A. F. Martitsch, V. V. Nemov, and M. F. Heyn. Solution of drift kinetic equation in stellarators and tokamaks with broken symmetry using the code NEO-2. *Plasma Phys. Control. Fusion*, 58(10):104001, 2016.
- M. Landreman and E. Paul. Magnetic Fields with Precise Quasisymmetry for Plasma Confinement. *Phys. Rev. Lett.*, 128(3):035001, 2022.
- H. Maassberg. Private communication, 2004.
- H. Maassberg, C. D. Beidler, and Y. Turkin. Momentum correction techniques for neoclassical transport in stellarators. *Phys. Plasmas*, 16(7):072504, 2009.
- A. F. Martitsch, S. V. Kasilov, W. Kernbichler, G. Kapper, C. G. Albert, M. F. Heyn, H. M. Smith, E. Strumberger, S. Fietz, W. Suttrop, M. Landreman, the ASDEX Upgrade Team, and the EUROfusion MST1 Team. Effect of 3D magnetic perturbations on the plasma rotation in ASDEX Upgrade. *Plasma. Phys. Contr. Fusion*, 58(7):074007, 2014.
- M. I. Mikhailov, V. D. Shafranov, A. A. Subbotin, M. Yu. Isaev, J. Nührenberg, R. Zille, and W. A. Cooper. Improved particle confinement in stellarators with poloidally closed contours of the magnetic field strength. *Nuclear Fusion*, 42(11):L23–L26, 2002.

- A. I. Morozov and L. S. Solov'ev. Motion of charged particles in electromagnetic fields. volume 2 of *Reviews of Plasma Physics*, pages 201–297. Consultants Bureau, New York, 1966.
- H. E. Mynick, T. K. Chu, and A. H. Boozer. Class of model stellarator fields with enhanced transport. *Phys. Rev. Letters*, 48(5):322–326, 1982.
- N. Nakajima, M. Okamoto, J. Todoroki, Y. Nakamura, and M. Wakatani. Optimization of the bootstrap current in a large helical system with $l = 2$. *Nuclear Fusion*, 29(4):605–616, 1989.
- V. V. Nemov, S. V. Kasilov, W. Kernbichler, and M. F. Heyn. Evaluation of $1/\nu$ neoclassical transport in stellarators. *Phys. Plasmas*, 6(12):4622–4632, 1999.
- V. V. Nemov, V. N. Kalyuzhnyj, S. V. Kasilov, M. Drevlak, J. Nührenberg, W. Kernbichler, A. Reiman, and D. Monticello. Study of neoclassical transport and bootstrap current for W7-X in the $1/\nu$ regime, using results from the PIES code. *Plasma. Phys. Contr. Fusion*, 46(1):179–191, 2004.
- J. Nührenberg and R. Zille. Quasi-helically symmetric toroidal stellarators. *Phys. Lett. A*, 129(2):113–117, 1988.
- M. Sasinowski and A. H. Boozer. A δf Monte Carlo method to calculate plasma currents. *Phys. Plasmas*, 2(3):610–619, 1995.
- S. Satake, R. Kanno, and H. Sugama. Development of a non-local neoclassical transport code for helical configurations. *Plasma and Fusion Research*, 3:S1062, 2008.
- K. C. Shaing. Superbanana and superbanana plateau transport in finite aspect ratio tokamaks with broken symmetry. *J. Plasma Physics*, 81:905810203, 2015.
- K. C. Shaing and J. D. Callen. Neoclassical flows and transport in nonaxisymmetric toroidal plasmas. *Phys. Fluids*, 26(11):3315–3326, 1983.
- K. C. Shaing and S. A. Hokin. Neoclassical transport in a multiple-helicity torsatron in the low-collisionality ($1/\nu$) regime. *Phys. Fluids*, 26(8):2136–2139, 1983.
- M. S. Smirnova. Improvement of the highly energetic passing particle confinement in torsatrons and heliotrons. *Physics of Plasmas*, 4(7):2584–2596, 1997.
- L. S. Solov'ev and V. D. Shafranov. Plasma confinement in closed magnetic systems. volume 5 of *Reviews of Plasma Physics*, pages 1–247. Consultants Bureau, New York - London, 1970.
- D.A. Spong, S. P. Hirshman, L. A. Berry, J. F. Lyon, R. H. Fowler, D. J. Strickler, M. J. Cole, B. N. Nelson, D. E. Williamson, A. S. Ware, D. Alban, R. Sánchez, G. Y. Fu, D. A. Monticello, W. H. Miner, and P. M. Valanju. Physics issues of compact drift optimized stellarators. *Nuclear Fusion*, 41(6):711–716, 2001.
- A. A. Subbotin, M. I. Mikhailov, V. D. Shafranov, M. Yu Isaev, C. Nührenberg, J. Nührenberg, R. Zille, V. V. Nemov, S. V. Kasilov, V. N. Kalyuzhnyj, and W. A. Cooper. Integrated physics optimization of a quasi-isodynamic stellarator with poloidally closed contours of the magnetic field strength. *Nucl. Fusion*, 46(11):921–927, 2006.
- H. Sugama and S. Nishimura. How to calculate the neoclassical viscosity, diffusion, and current coefficients in general toroidal plasmas. *Phys. Plasmas*, 9(11):4637–4653, 2002.
- H. Sugama and S. Nishimura. Moment-equation methods for calculating neoclassical transport coefficients in general toroidal plasmas. *Phys. Plasmas*, 15(4):042502, 2008.
- M. Taguchi. A method for calculating neoclassical transport coefficients with momentum conserving collision operator. *Phys. Fluids B*, 4(11):3638–3643, 1992.
- W. I. van Rij and S. P. Hirshman. Variational bounds for transport coefficients in three-dimensional toroidal plasmas. *Phys. Fluids B*, 1(3):563–569, 1989.