

Adaptive Event-triggered Control with Sampled Transmitted Output and Controller Dynamics

Gewei Zuo, Lijun Zhu

Abstract—The event-triggered control with intermittent output can reduce the communication burden between the controller and plant side over the network. It has been exploited for adaptive output feedback control of uncertain nonlinear systems in the literature, however the controller must partially reside at the plant side where the computation capacity is required. In this paper, all controller components are moved to the controller side and their dynamics use sampled states rather than continuous one with the benefit of directly estimating next triggering instance of some conditions and avoiding constantly checking event condition at the controller side. However, these bring two major challenges. First, the virtual input designed in the dynamic filtering technique for the stabilization is no longer differentiable. Second, the plant output is sampled to transmit at plant side and sampled again at controller side to construct the controller, and the two asynchronous samplings make the analysis more involving. This paper solves these two issues by introducing a new state observer to simplify the adaptive law, a set of continuous companion variables for stability analysis and a new lemma quantifying the error bound between actual output signal and sampled transmitted output. It is theoretically guaranteed that all internal signals in the closed-loop system are semiglobally bounded and the output is practically stabilized to the origin. Finally, the numerical simulation illustrates the effectiveness of proposed scheme.

Index Terms—Event-triggered control; Sampled transmitted output; Sampled controller dynamics; Dynamic filtering.

I. INTRODUCTION

Network control, as an integrated technology of computation, communication and physical process, plays an increasingly important role in critical infrastructure, due to its advantages in improving control efficiency and reducing control cost [1]. To achieve more efficient network control, the key lies in how to reduce the communication and computational burdens on the premise of ensuring the closed-loop system's stability. Event-triggered control has been proved effective in reducing these burdens and used to control satellites [2], unmanned aerial vehicles [3] and robots [4]. Compared with traditional sample-date control, the event-triggered control can effectively reduce signal transmission from controller side to plant side [5].

A lot of progress has been made for the event-triggered control, as pointed out in [2]–[5], [6]–[14] and references therein, but there are still some limitations. In [7], [8], the event-triggered control algorithms are proposed for a class of systems with and without uncertainties. In [9], adaptive event-triggered control for strict-feedback systems is considered.

These schemes are based on real-time monitoring of system state, that means although control signal is not transmitted to plant side during the triggering interval, event detector located at controller side must continuously access state signals at the plant side to determine whether the control signal needs to be updated. This undoubtedly increases the communication in the channel from the plant side to controller side, and also consumes additional network bandwidth. Although output feedback based event-triggered control algorithms are proposed in [10]–[13], the real-time monitoring behavior still exists. This problem has been recently addressed in [14] using dynamic filtering technique, where an event detector is constructed at the plant side to determine whether the output signal needs to be transmitted. However, the dynamic filter as the controller component must reside at the plant side such that the dynamic filtering technique can be applicable. Therefore, the computation capacity is also needed at the plant side. Based on [14], intermittent feedback control algorithm is further extended to interconnected systems [15], [16], multi-agent systems [17], while the constant checking behavior of trigger condition at plant side still exists.

This paper proposes an event-triggered adaptive output feedback control algorithm. Compared with [14], we move all components of the controller to the controller side and thus remove the requirement of computation capacity at the plant side. However, it brings a challenge that the virtual input designed in the dynamic filtering technique is no longer differentiable. The main features and contributions of this paper are summarized as follows. (1) Two event detectors are constructed. One is located at the plant side to trigger output transmission, and the other one resides at the controller side to trigger the update of control signal and the controller dynamics. As a result, the transmission between controller side and plant side is intermittent, and the corresponding continuous variables can be calculated by simple algebraic equation rather than numerical integration of the vector function. (2) The controller uses the value of transmitted output from the plant side sampled at the time instance triggered by the event detector at the controller side. A new lemma is introduced to analyze the error bound between actual output signal and sampled transmitted output, which plays an important role in stability analysis. Compared to [14]–[17], we only need to check whether there is a new output signal arrival, and calculate the variation of new output signal to determine the next triggering instance, thus the constant checking behavior of event condition at controller side is avoided. (3) A set of companion variables is introduced and backstepping method with dynamic filter is adopted to solve the issue that the virtual

The authors are with School of Artificial Intelligence and Automation, Huazhong University of Science and Technology, Wuhan 430072, China. L. Zhu is also with Key Laboratory of Imaging Processing and Intelligence Control (e-mail: gwzuo@hust.edu.cn; ljzhu@hust.edu.cn).

input is no longer differentiable caused by sampled output and controller dynamics. Semi-globally practical stability is guaranteed, which is a sacrifice of control accuracy for the introduction of two event detectors when compared to asymptotic stability. (4) A new state estimator and a novel coordinate transformation for the backstepping design procedure such that parameter estimation law is only introduced in the first step, thus simplifying the adaptive law structure compared with [14].

The rest of paper is organized as follows. Section II presents the system model, event-triggered mechanism and control objective. Section III proposes the triggering conditions, elaborates the state observer, adaptive law and dynamic filter, and proves the closed-loop system's stability. Section IV verifies the effectiveness of proposed control algorithm with a numerical example, and Section V concludes the paper.

II. NOTATIONS AND PROBLEM FORMULATION

A. Notations

\mathbb{R} and \mathbb{R}^n denote the set of real numbers and the n -dimensional Euclidean space, respectively. $\mathbb{R}^{n \times n}$ denotes the n -dimensional square matrix whose elements are all real numbers. \mathbb{N} denotes the set of nonnegative integers. Unless otherwise specified, $\|A\|$ denotes the 2-norm of a vector or matrix. \mathcal{C}^1 is the set of all first-order differentiable functions.

B. Problem Formulation

Consider the following nonlinear system in output-feedback form, as studied in [10], [14], and Section 7 of [18],

$$\begin{aligned} \dot{x}_i &= x_{i+1} + \theta\psi_i(y), \quad i = 1, \dots, n-1 \\ \dot{x}_n &= u + \theta\psi_n(y) \\ y &= x_1 \end{aligned} \quad (1)$$

where $x = [x_1, \dots, x_n]^T \in \mathbb{R}^n$, $y \in \mathbb{R}$, $u \in \mathbb{R}$ denote state, output and control input, respectively. $\theta \in \mathbb{R}$ is an unknown constant satisfying $|\theta| \leq \bar{\theta}$. $\psi_i(y), i = 1, \dots, n$ are known nonlinear functions with $\psi_i(0)$ not necessarily being zero and satisfy the Lipschitz condition.

Assumption 2.1: The function $\psi_i(y)$ is \mathcal{C}^1 function and satisfies the Lipschitz continuity, i.e., there exist known parameters L_i such that

$$|\psi_i(y) - \psi_i(y^*)| \leq L_i|y - y^*|, \quad \forall y, y^* \in \mathbb{D} \subset \mathbb{R} \quad (2)$$

for $i = 1, \dots, n$ where \mathbb{D} is a closed set. And the first partial derivative with respect to y satisfies

$$|\partial\psi_i(y)/\partial y| \leq \Psi_i, \quad \forall y \in \mathbb{D} \subset \mathbb{R} \quad (3)$$

where $\Psi_i > 0$. ■

Remark 2.1: In this paper, our proposed algorithm is also applicable for the case that different relative degrees contain different unknown scalar parameters, i.e., $\dot{x}_i = x_{i+1} + \theta_i\psi_i(y), i = 1, \dots, n-1$, $\dot{x}_n = u + \theta_n\psi_n(y)$, $y = x_1$ with $\theta_i, \psi_i(y) \in \mathbb{R}$ for $i = 1, \dots, n$ or even they contain different unknown vector parameters, i.e., $\dot{x}_i = x_{i+1} + \theta_i^T\psi_i(y)$, $\dot{x}_n = u + \theta_n^T\psi_n(y)$, $y = x_1$ with $\theta_i, \psi_i(y) \in \mathbb{R}^m$. For the simplicity of presentation, we only consider the system has

one unknown scalar parameter θ . The proposed algorithm is also effective in output-feedback chain-integrator system, i.e., $\dot{x}_i = x_{i+1}, i = 1, \dots, n-1$, $\dot{x}_n = u + \theta_n^T\psi_n(y)$, $y = x_1$, which is a special case of (1) with $\psi_i(y) = 0$ for $i = 1, \dots, n-1$. It's worth noting that the Lipschitz continuity of $\psi_i(y)$ is also required for event-triggered control system in [6], [14]. ■

For continuous-time stabilization of the system (1), to tackle the output measurement and the existence of uncertain parameter, the state observer, adaptation dynamics and dynamic filter are usually proposed, respectively, as

$$\dot{\hat{x}} = \chi(\hat{x}, y), \quad \dot{\hat{\theta}} = \vartheta(\hat{\theta}, \hat{x}, y), \quad \dot{\alpha}_f = \varsigma(\alpha_f, \hat{\theta}, \hat{x}, y). \quad (4)$$

Together with (4), the controller can be constructed as

$$u = \kappa(\alpha_f, \hat{\theta}, \hat{x}, y). \quad (5)$$

The α_f -dynamics can be designed recursively by the backstepping technique [19], [20].

In this paper, we consider the stabilization control in a networked environment, that is the plant (1) and controller composed of (4) and (5) reside in the two different locations and communicate over the network, as illustrated in Fig 1. The output y , controller u are transmitted over the network. In order to reduce the communication, information transmission is schedule by the event detectors at the plant (ED1) and controller sides (ED2). Denote the triggering sequence of event detectors at the plant and controller side as $\{\bar{t}_1, \dots, \bar{t}_k\}$ and $\{t_1, \dots, t_j\}$, respectively, where $k, j \in \mathbb{N}$. Then, the information, that is received by the controller and plant sides and both kept by corresponding zero-order holder (ZOH), is denoted respectively as

$$\begin{aligned} \bar{y}(t) &= y(\bar{t}_k), \quad t \in [\bar{t}_k, \bar{t}_{k+1}) \\ u(t) &= \kappa(\alpha_f(t_j), \hat{\theta}(t_j), \hat{x}(t_j), \bar{y}(t_j)), \quad t \in [t_j, t_{j+1}) \end{aligned} \quad (6)$$

where $\bar{y}(t_j)$ is the value of transmitted output $\bar{y}(t)$ sampled at time $t = t_j$. Note that $\bar{y}(t)$ and $u(t)$ are piecewise continuous.

When we seek the values of $\alpha_f(t_j), \hat{\theta}(t_j), \hat{x}(t_j), \bar{y}(t_j)$ in the second equation of (6), it typically requires the integration of the dynamics in (4). For instance, $\hat{x}(t) = \hat{x}(t_0) + \int_{t_0}^t \chi(\hat{x}(\tau), \bar{y}(\tau))d\tau$, $\hat{\theta}(t) = \hat{\theta}(t_0) + \int_{t_0}^t \vartheta(\hat{\theta}(\tau), \hat{x}(\tau), \bar{y}(\tau))d\tau$ and $\alpha_f(t) = \alpha_f(t_0) + \int_{t_0}^t \varsigma(\alpha_f(\tau), \hat{\theta}(\tau), \hat{x}(\tau), \bar{y}(\tau))d\tau$ where we replace $y(t)$ as $\bar{y}(t)$ due to (6). In order to further reduce the computational burden, we use sampled value of $\hat{x}, \hat{\theta}, \alpha_f$ to construct the controller dynamics. The controller in the paper is given in the form of

$$\begin{aligned} \dot{\hat{x}}(t) &= \chi(\hat{x}(t_j), \bar{y}(t_j)) \\ \dot{\hat{\theta}}(t) &= \vartheta(\hat{\theta}(t_j), \hat{x}(t_j), \bar{y}(t_j)) \\ \dot{\alpha}_f(t) &= \varsigma(\alpha_f(t_j), \hat{\theta}(t_j), \hat{x}(t_j), \bar{y}(t_j)) \\ u(t) &= \kappa(\alpha_f(t_j), \hat{\theta}(t_j), \hat{x}(t_j), \bar{y}(t_j)) \end{aligned} \quad (7)$$

for $t \in [t_j, t_{j+1})$ and $j \in \mathbb{N}$. Note that although a more general sampling scheduler can be used, we choose to trigger sampling simultaneously with ED2 for the sake of presentation simplicity. The benefit of (7) over (4) and (5) is that the value $\hat{x}, \hat{\theta}, \alpha_f$ can be calculated by simple algebraic equation rather than numerical integration of the vector function. For instance,

$$\hat{x}(t) = \hat{x}(t_j) + \chi(\hat{x}(t_j), \bar{y}(t_j))(t - t_j), \quad t \in [t_j, t_{j+1}) \quad (8)$$

By (11), (12), (15) and (16), one has

$$\begin{aligned}\dot{\varepsilon} &= Ax + \theta\psi(y) - A_c\xi(t_j) - k\bar{y}(t_j) - \theta A_c\zeta(t_j) - \theta\psi(\bar{y}(t_j)) \\ &= Ax - ky - A_c\xi - \theta A_c\zeta + \theta[\psi(y) - \psi(\bar{y}(t_j))] \\ &\quad + k(y - \bar{y}(t_j)) + A_c(\xi - \xi(t_j)) + \theta A_c(\zeta - \zeta(t_j)) \\ &= A_c\varepsilon + k(y - \bar{y}(t_j)) + \theta[\psi(y) - \psi(\bar{y}(t_j))] \\ &\quad + A_c(\xi - \xi(t_j)) + \theta A_c(\zeta - \zeta(t_j))\end{aligned}\quad (18)$$

where we used the fact $Ax - ky = A_c x$. Define

$$V_\varepsilon(\varepsilon) = \varepsilon^\top P \varepsilon \quad (19)$$

where P is a positive definite matrix satisfying $PA_c + A_c^\top P = -I$. The derivative of V_ε along dynamics (18) is

$$\begin{aligned}\dot{V}_\varepsilon &= -\|\varepsilon\|^2 + 2\varepsilon^\top Pk(y - \bar{y}(t_j)) + 2\varepsilon^\top PA_c(\xi - \xi(t_j)) \\ &\quad + 2\varepsilon^\top P\theta[\psi(y) - \psi(\bar{y}(t_j))] + 2\varepsilon^\top P\theta A_c(\zeta - \zeta(t_j)).\end{aligned}$$

Using (10), (14) and Young's inequality leads to

$$\dot{V}_\varepsilon \leq -(1 - 4\sigma)\|\varepsilon\|^2 + d_\varepsilon \quad (20)$$

with

$$d_\varepsilon = \|P\|^2 [(\|k\|^2 + \bar{\theta}^2 L^2)\gamma_y^2 + (\gamma_\xi^2 + \bar{\theta}^2 \gamma_\zeta^2)\|A_c\|^2] / \sigma$$

where $\sigma > 0$ is a design parameter and $L = \sqrt{L_1^2 + \dots + L_n^2}$.

Next, we analyze the property of ζ . Define

$$V_\zeta(\zeta) = \zeta^\top P \zeta.$$

Then the time derivative of V_ζ along dynamics (12) is

$$\dot{V}_\zeta = -\|\zeta\|^2 + 2\zeta^\top PA_c(\zeta(t_j) - \zeta) + 2\zeta^\top P\psi(\bar{y}(t_j)).$$

Note that $2\zeta^\top P\psi(\bar{y}(t_j)) \leq 2\zeta^\top P(\psi(\bar{y}(t_j)) - \psi(0) + \psi(0)) \leq 2\|\zeta\|\|P\|(L|y| + L\tilde{\gamma}_y + \|\psi(0)\|) \leq 2\sigma\|\zeta\|^2 + a_\zeta y^2 + d_{\zeta,1}$ where $a_\zeta = \frac{1}{\sigma}\|P\|^2 L^2$ is a known parameter and $d_{\zeta,1} = \frac{1}{\sigma}\|P\|^2(L\tilde{\gamma}_y + \|\psi(0)\|)^2$. Then, the bound of \dot{V}_ζ becomes

$$\dot{V}_\zeta \leq -(1 - 3\sigma)\|\zeta\|^2 + a_\zeta y^2 + d_\zeta \quad (21)$$

where $d_\zeta = d_{\zeta,1} + \frac{1}{\sigma}\|P\|^2\|A_c\|^2\gamma_\zeta^2$.

Remark 3.1: The work [14] uses $\hat{x}_i = \hat{x}_{i+1} - k_i(\hat{y} - \bar{y})$ for $i = 1, \dots, n-1$ and $\hat{x}_n = u - k_n(\hat{y} - \bar{y})$ as the state observer for system (1). The estimation error is defined as $\bar{\varepsilon}$ -dynamics with $\bar{\varepsilon} = x - \text{col}(\hat{x}_1, \dots, \hat{x}_n)$ and its dynamics is rendered to admit an input-to-state stable Lyapunov function, $\underline{\alpha}(\|\bar{\varepsilon}\|) \leq V(\bar{\varepsilon}) \leq \bar{\alpha}(\|\bar{\varepsilon}\|)$, $\dot{V}(\bar{\varepsilon}) \leq -\gamma V(\bar{\varepsilon}) + \Theta y^2 + \bar{\Theta}\|\varphi(0)\|^2 + d_\Delta$, where $\gamma > 0$, $\varphi(0) = [\varphi_1(0), \dots, \varphi_n(t_0)]^\top$, $\Theta, \bar{\Theta}$ are unknown parameter relate to θ , and d_Δ is a finite positive constant related to triggering threshold. In order to eliminate the term Θy^2 , the virtual controller to be designed needs to introduce another adaptive law to estimate Θ , i.e., in the first step of backstepping procedures. And the virtual controller α_1 is designed as $\alpha_1 = -c_1\bar{y} - \hat{\theta}\psi_1(\bar{y}) - \hat{\Theta}\bar{y}$ where $\hat{\theta}$ and $\hat{\Theta}$ denote the estimation of θ and Θ , respectively. On the other hand, we avoid to use the high gain proposed in the state observer in [21], [22]. ■

B. Adaptive Law and Dynamic Filter

The adaptive law is designed as

$$\dot{\hat{\theta}}(t) = \bar{y}(t_j) [\psi_1(\bar{y}(t_j)) + \zeta_2(t_j)] - \delta\hat{\theta}(t_j) \quad (22)$$

for $\forall t \in [t_j, t_{j+1})$, $j \in \mathbb{N}$ where $\hat{\theta}$ is the estimate of unknown parameter θ and $\delta > 0$ is a design parameter. Let ξ_i, ζ_i and ε_i be i th element of ξ, ζ and ε in (15), respectively. We adopt dynamic filtering technique in [20] and design the dynamic filter as

$$\dot{\alpha}_{if} = \rho_i(-\alpha_{if}(t_j) + \alpha_{i-1}(t_j)), \quad i = 2, \dots, n \quad (23)$$

where $\rho_i > 0$ is design parameter. α_{i-1} is the virtual input designed as

$$\alpha_1 = -c_1\bar{y} - \hat{\theta}\bar{\omega} \quad (24)$$

$$\alpha_i = -c_i z_i - k_i(\bar{y} - \xi_1) - \rho_i v_i, \quad i = 2, \dots, n-1 \quad (25)$$

where $\bar{\omega} = \psi_1(\bar{y}) + \zeta_2$ and $\hat{\theta}$ is given in adaptive law (22). v_i in (25) is an intermediate variable defined as

$$v_i = \alpha_{if} - \alpha_{i-1}, \quad i = 2, \dots, n \quad (26)$$

$$z_1 = y, \quad z_i = \xi_i - \alpha_{if}, \quad i = 2, \dots, n \quad (27)$$

where z_i is the virtual error. We now recursively analyze the property of the virtual error.

Step 1: By (15), (27) and (26), we have $x_2 = \xi_2 + \theta\zeta_2 + \varepsilon_2$, $\xi_2 = z_2 + v_2 + \alpha_1$. Then, the derivative of z_1 is

$$\dot{z}_1 = x_2 + \theta\psi_1(y) = z_2 + v_2 + \alpha_1 + \theta\varpi + \varepsilon_2 \quad (28)$$

with $\varpi = \psi_1(y) + \zeta_2$. Backstepping method with dynamic filter requires the virtual input α_i be at least first-order differentiable, however α_1 in (24) is piecewise continuous. In order to tackle this issue, we define companion variables $\hat{\alpha}_1, \hat{v}_2$ for α_1, v_2 , respectively, as

$$\hat{\alpha}_1 = -c_1 y - \hat{\theta}\varpi, \quad \hat{v}_2 = \alpha_{2f} - \hat{\alpha}_1. \quad (29)$$

By noting $v_2 + \alpha_1 = \hat{v}_2 + \hat{\alpha}_1$, (28) and (29), one has

$$\begin{aligned}z_1 \dot{z}_1 &= z_1(z_2 + \hat{v}_2 + \hat{\alpha}_1 + \theta\varpi + \varepsilon_2) \\ &= z_1(-c_1 z_1 + z_2 + v_2 + \varepsilon_2) + \tilde{\theta} z_1 \varpi\end{aligned}$$

where

$$\tilde{\theta} = \theta - \hat{\theta}$$

denotes the parameter estimate error. Define

$$V_1(z_1, \hat{v}_2, \tilde{\theta}, \varepsilon, \zeta) = \frac{1}{2}(z_1^2 + \tilde{\theta}^2 + \hat{v}_2^2) + V_\varepsilon + V_\zeta.$$

Then \dot{V}_1 is

$$\begin{aligned}\dot{V}_1 &= z_1(-c_1 z_1 + z_2 + \hat{v}_2 + \varepsilon_2) + \hat{v}_2 \dot{\hat{v}_2} + \dot{V}_\varepsilon + \dot{V}_\zeta \\ &\quad + \tilde{\theta}(\tau - \hat{\theta}) + \tilde{\theta}(z_1 \varpi - \tau).\end{aligned}\quad (30)$$

where $\tau = \bar{y}(\psi_1(\bar{y}) + \zeta_2) - \delta\hat{\theta}$. Now, we first examine

$$\begin{aligned}\tilde{\theta}(\tau - \hat{\theta}) &= \tilde{\theta}[\bar{y}\psi_1(\bar{y}) - \bar{y}(t_j)\psi_1(\bar{y}(t_j)) \\ &\quad + \bar{y}\zeta_2 - \bar{y}(t_j)\zeta_2(t_j) - \delta\hat{\theta} + \delta\hat{\theta}(t_j)].\end{aligned}\quad (31)$$

Note that

$$\begin{aligned} & \tilde{\theta} [\bar{y}\psi_1(\bar{y}) - \bar{y}(t_j)\psi_1(\bar{y}(t_j))] \\ &= \tilde{\theta}\bar{y} [\psi_1(\bar{y}) - \psi_1(\bar{y}(t_j))] + \tilde{\theta}(\bar{y} - \bar{y}(t_j))\psi_1(\bar{y}(t_j)). \end{aligned} \quad (32)$$

From (2) and (9), one has

$$\begin{aligned} & \tilde{\theta}\bar{y} [\psi_1(\bar{y}) - \psi_1(\bar{y}(t_j))] \\ & \leq |\tilde{\theta}|(|y| + \tilde{\gamma}_y)L\tilde{\gamma}_y \leq 2\delta_1\tilde{\theta}^2 + a_{1,1}y^2 + d_{1,1} \end{aligned} \quad (33)$$

and

$$\begin{aligned} \tilde{\theta}(\bar{y} - \bar{y}(t_j))\psi_1(\bar{y}(t_j)) & \leq |\tilde{\theta}|\gamma_{\bar{y}}(L|y| + L\tilde{\gamma}_y + |\psi_1(0)|) \\ & \leq 2\delta_1\tilde{\theta}^2 + a_{1,1}y^2 + d_{1,1} \end{aligned} \quad (34)$$

where $\delta_1 = 1/(20\sigma)$, $a_{1,1} = 5\sigma L^2\tilde{\gamma}_y^2$ and $d_{1,1} = 5\sigma\tilde{\gamma}_y^2(L\tilde{\gamma}_y + |\psi_1(0)|)^2$ with a design parameter $\sigma > 0$. From (32), (33) and (34), one has

$$\tilde{\theta} [\bar{y}\psi_1(\bar{y}) - \bar{y}(t_j)\psi_1(\bar{y}(t_j))] \leq 4\delta_1\tilde{\theta}^2 + 2a_{1,1}y^2 + 2d_{1,1}. \quad (35)$$

Similar to (33)-(35), one has

$$\tilde{\theta} [\bar{y}\zeta_2 - \bar{y}(t_j)\zeta_2(t_j)] \leq \delta_2\tilde{\theta}^2 + \sigma\zeta_2^2 + a_{1,2}y^2 + 2d_{1,2} \quad (36)$$

where $\delta_2 = (3+5\tilde{\gamma}_y^2)/(20\sigma)$, $a_{1,2} = 5\sigma\gamma_\zeta^2$ and $d_{1,2} = 5\sigma\tilde{\gamma}_y^2\gamma_\zeta^2$. Moreover, one has

$$\delta\tilde{\theta}(\hat{\theta}(t_j) - \hat{\theta}) \leq |\tilde{\theta}|\delta\gamma_h \leq \delta_1\tilde{\theta}^2 + d_{1,3} \quad (37)$$

where $d_{1,3} = 5\sigma\delta^2\gamma_h^2$. Using (31), (35), (36) and (37) obtains

$$\begin{aligned} \tilde{\theta}(\tau - \hat{\theta}) & \leq (5\delta_1 + \delta_2)\tilde{\theta}^2 + (2a_{1,1} + a_{1,2})y^2 + \sigma\zeta_2^2 \\ & \quad + 2d_{1,1} + 2d_{1,2} + d_{1,3}. \end{aligned} \quad (38)$$

Next, we examine $\tilde{\theta}(z_1\varpi - \tau)$. Due to

$$\begin{aligned} \tilde{\theta}(y\psi_1(y) - \bar{y}\psi_1(\bar{y})) & \leq 2\delta_1\tilde{\theta}^2 + 4a_{1,1}y^2 + 2d_{1,1} \\ \tilde{\theta}(y\zeta_2 - \bar{y}\zeta_2) & \leq \delta_3\tilde{\theta}^2 + \sigma\zeta_2^2 \\ \delta\tilde{\theta}\hat{\theta} = \delta\tilde{\theta}(\theta - \hat{\theta}) & \leq -\delta\tilde{\theta}^2/2 + d_{1,4} \end{aligned}$$

where $\delta_3 = \tilde{\gamma}_y^2/(4\sigma)$ and $d_{1,4} = \delta\tilde{\theta}^2/2$, one has

$$\begin{aligned} \tilde{\theta}(z_1\varpi - \tau) & \leq (-\delta/2 + 2\delta_1 + \delta_3)\tilde{\theta}^2 + 4a_{1,1}y^2 + \sigma\zeta_2^2 \\ & \quad + 2d_{1,1} + d_{1,4}. \end{aligned} \quad (39)$$

Due to

$$\begin{aligned} \dot{\hat{\alpha}}_1 &= \frac{\partial\hat{\alpha}_1}{\partial y}(x_2 + \theta\psi_2) + \frac{\partial\hat{\alpha}_1}{\partial\tilde{\theta}} [\bar{y}(t_j)(\psi_1(\bar{y}(t_j)) + \zeta_2(t_j)) \\ & \quad - \delta\hat{\theta}(t_j)] + \frac{\partial\hat{\alpha}_1}{\partial\zeta_2} [\zeta_3(t_j) - k_2\zeta_1(t_j) + \psi_2(\bar{y}(t_j))] \end{aligned}$$

which means that $\hat{\alpha}_1$ is first-order differentiable and $\dot{\hat{\alpha}}_1$ is piecewise continuous. Let ϱ_2 and ϕ_2 are positive parameters to be designed later and ρ_2 is selected such that $\rho_2 \geq 2 + \phi_2 + \varrho_2$.

Then

$$\begin{aligned} \hat{v}_2\dot{\hat{v}}_2 &= \hat{v}_2(\rho_2(-\alpha_{2f}(t_j) + \alpha_1(t_j)) - \dot{\hat{\alpha}}_1) \\ &= -\rho_2\hat{v}_2^2 + \hat{v}_2\rho_2(\alpha_{2f} - \alpha_{2f}(t_j)) \\ & \quad + \hat{v}_2\rho_2(\alpha_1(t_j) - \alpha_1) + \hat{v}_2\rho_2(\alpha_1 - \hat{\alpha}_1) - \hat{v}_2\dot{\hat{\alpha}}_1 \\ & \leq -(\varrho_2 + 3/2)\hat{v}_2^2 + \hat{v}_2\rho_2(\alpha_1(t_j) - \alpha_1) \\ & \quad + \hat{v}_2\rho_2(\alpha_1 - \hat{\alpha}_1) + \dot{\hat{\alpha}}_1^2/(2\phi_2) + \rho_2^2\gamma_f^2/2. \end{aligned} \quad (40)$$

Combining (20), (21), (30), (38), (39) and (40), one has

$$\begin{aligned} \dot{V}_1 & \leq z_2^2/2 - \bar{c}_1z_1^2 - (\varrho_2 + 1)\hat{v}_2^2 - \bar{\delta}\tilde{\theta}^2 - (1 - 5\sigma)\|\varepsilon\|^2 \\ & \quad - (1 - 5\sigma)\|\zeta\|^2 + \hat{v}_2\rho_2(\alpha_1(t_j) - \alpha_1) \\ & \quad + \hat{v}_2\rho_2(\alpha_1 - \hat{\alpha}_1) + \dot{\hat{\alpha}}_1^2/(2\phi_2) + d_1 \end{aligned} \quad (41)$$

with

$$\begin{aligned} \bar{c}_1 &= c_1 - 1 - 1/(4\sigma) - 6a_{1,1} - a_{1,2} - a_\zeta \\ \bar{\delta} &= \delta/2 - 7\delta_1 - \delta_2 - \delta_3 \\ d_1 &= 4d_{1,1} + 2d_{1,2} + d_{1,3} + d_{1,4} + \rho_2^2\gamma_f^2/2 + d_\varepsilon + d_\zeta. \end{aligned} \quad (42)$$

Step i, $i = 2, \dots, n-1$: let $\hat{\alpha}_i, \hat{v}_i$ be companion variables for α_i, v_i , respectively and defined as

$$\begin{aligned} \hat{\alpha}_i &= -c_i z_i - k_i(y - \xi_1) - \rho_i \hat{v}_i \\ \hat{v}_i &= \alpha_{if} - \hat{\alpha}_{i-1}, \quad i = 2, \dots, n-1. \end{aligned} \quad (43)$$

Then, the derivative of z_i is

$$\begin{aligned} \dot{z}_i &= \xi_{i+1}(t_j) + k_i(\bar{y}(t_j) - \xi_1(t_j)) + \rho_i(\alpha_{if}(t_j) - \alpha_{i-1}(t_j)) \\ &= z_{i+1} + \hat{v}_{i+1} + \hat{\alpha}_i + (\xi_{i+1}(t_j) - \xi_{i+1}) + \rho_i\hat{v}_i \\ & \quad + k_i(\bar{y}(t_j) - \xi_1(t_j)) + \rho_i(\alpha_{if}(t_j) - \alpha_{if}) \\ & \quad + \rho_i(\hat{\alpha}_{i-1} - \alpha_{i-1}) + \rho_i(\alpha_{i-1} - \alpha_{i-1}(t_j)). \end{aligned}$$

Define

$$V_i(z_i, \hat{v}_{i+1}) = \frac{1}{2}(z_i^2 + \hat{v}_{i+1}^2).$$

Similar to step 1, substituting (43) into the derivative of V_i gives

$$\begin{aligned} \dot{V}_i & \leq z_{i+1}^2/2 - (\bar{c}_i + 3/2)z_i^2 + \hat{v}_{(i+1)f}\rho_{i+1}(\alpha_i(t_j) - \alpha_i) \\ & \quad - (\varrho_i + 1)v_{i+1}^2 + \hat{v}_{(i+1)f}\rho_{i+1}(\alpha_i - \hat{\alpha}_i) + \dot{\hat{\alpha}}_i^2/(2\phi_i) \\ & \quad + z_i\rho_i(\hat{\alpha}_{i-1} - \alpha_{i-1}) + z_i\rho_i(\alpha_{i-1} - \alpha_{i-1}(t_j)) + d_i \end{aligned} \quad (44)$$

where ϱ_i and ϕ_i are positive parameters to be designed later, ρ_i is selected such that $\rho_i \geq 2 + \phi_i + \varrho_i$ and

$$\bar{c}_i = c_i - 9/2, \quad d_i = k_i^2(\tilde{\gamma}_y^2 + \gamma_\xi^2)/2 + \gamma_\xi^2/2 + \rho_{i+1}^2\gamma_f^2/2.$$

Due to

$$\begin{aligned} \dot{\hat{\alpha}}_i &= \sum_{p=1, i} \frac{\partial\hat{\alpha}_p}{\partial\xi_p} [\xi_{p+1}(t_j) + k_p(\bar{y}(t_j) - \xi_1(t_j))] + \frac{\partial\hat{\alpha}_i}{\partial\hat{\alpha}_{i-1}}\dot{\hat{\alpha}}_{i-1} \\ & \quad + \frac{\partial\hat{\alpha}_i}{\partial\alpha_{if}}\rho_i(-\alpha_{if}(t_j) + \alpha_{i-1}(t_j)) + \frac{\partial\hat{\alpha}_i}{\partial y}(x_2 + \theta\psi_2) \end{aligned} \quad (45)$$

and recursive steps, $\dot{\hat{\alpha}}_i$ is piecewise continuous and $\hat{\alpha}_i$ is first-order differentiable.

Step n: Define $V_n(z_n) = z_n^2/2$, then the derivative of V_n is

$$\dot{V}_n = z_n [u + k_n(\bar{y}(t_j) - \xi_1(t_j)) + \rho_n v_n(t_j)] \quad (46)$$

where we note $v_n(t_j) = \alpha_{nf}(t_j) - \alpha_{n-1}(t_j)$.

C. Controller Design and Stability Analysis

Finally, we design the stabilization controller as

$$u(t) = -c_n z_n(t_j) - k_n(\bar{y}(t_j) - \xi_1(t_j)) - \rho_n v_n(t_j) \quad (47)$$

for $\forall t \in [t_j, t_{j+1})$. Substituting (47) into (46) yields

$$\dot{V}_n = -c_n z_n^2 + c_n z_n(z_n - z_n(t_j)).$$

Denote

$$\eta = [z^T, \hat{v}^T, \tilde{\theta}, \varepsilon^T, \zeta^T]^T \in \mathbb{R}^{4n} \quad (48)$$

with $z = [z_1, \dots, z_n]^T$, $\hat{v} = [\hat{v}_2, \dots, \hat{v}_n]^T$. And denote

$$\beta = [c^T, \rho^T, \phi^T, \delta, \sigma]^T \in \mathbb{R}^{3n} \quad (49)$$

where $c = [c_1, \dots, c_n]^T$ are feedback gains in (24) and (25), $\rho = [\rho_2, \dots, \rho_n]^T$ are dynamic filter gains in (23), δ is the parameter of adaptive law in (22), and $\phi = [\phi_2, \dots, \phi_n]^T$, σ are adjustable parameters introduced in the recursive steps.

We suppose state observer gains $k = [k_1, \dots, k_n]^T$ in (13) are determined before the selection of β . Let $\gamma = [\gamma_y, \gamma_{\bar{y}}, \gamma_\xi, \gamma_\zeta, \gamma_f, \gamma_h]$.

Define the Lyapunov function candidate

$$V(\eta) = V_1 + \dots + V_n. \quad (50)$$

Then, we have the following results.

Theorem 3.1: Consider the uncertain system (1) satisfying Assumption 2.1 and the controller composed of stabilization controller (47), adaptive law (22), state observer (11), (12), filter dynamics (23) under triggering laws (9) and (10). Then there exists a q such that for any given positive number $q > \underline{q}$ there always exists a set of parameters β such that the set $\Omega_\eta(q) = \{\eta \in \mathbb{R}^{4n} \mid V(\eta) \leq q\}$ is a positively invariant set and the solution of the closed-loop system is semiglobally bounded. Moreover, the output y is practically stabilized to the origin, and the Zeno behavior is excluded. The procedures of the controller design are organized in Algorithm 1. ■

Proof: Note that within $\Omega_\eta(q)$, variables $|z_i|, i = 1, \dots, n$, $|\hat{v}_i|, i = 2, \dots, n$, $|\tilde{\theta}|, \|\varepsilon\|, \|\zeta\|$ have upper bounds $\bar{z}_i, \hat{\Upsilon}_i, \tilde{\Theta}, \bar{\varepsilon}, \bar{\zeta}$, respectively. They are chosen as

$$\bar{z}_i = \hat{\Upsilon}_i = \tilde{\Theta} = \sqrt{2q}, \quad \bar{\varepsilon} = \bar{\zeta} = \sqrt{q/\underline{\lambda}}$$

where $\underline{\lambda}$ denotes the minimum eigenvalue of P . The proof will be divided into three parts. First, we show the bound of $\alpha_i - \hat{\alpha}_i, i = 1, \dots, n-1$ within compact set $\Omega_\eta(q)$. Note that

$$\begin{aligned} |\alpha_1 - \hat{\alpha}_1| &\leq c_1 |\bar{y} - y| + |\hat{\theta}| |\psi_1(\bar{y}) - \psi_1(y)| \\ &\leq c_1 \tilde{\gamma}_y + \hat{\Theta} L \tilde{\gamma}_y \triangleq \iota_1 \end{aligned}$$

where $\hat{\Theta} = \bar{\theta} + \tilde{\Theta}$ and

$$|\hat{\alpha}_1 - \hat{\alpha}_1(t_j)| \leq c_1 |\bar{y}(t_j) - \bar{y}| + |\hat{\theta}(t_j) \bar{\omega}(t_j) - \hat{\theta} \bar{\omega}|.$$

Due to

$$\begin{aligned} &|\hat{\theta}(t_j) \bar{\omega}(t_j) - \hat{\theta} \bar{\omega}| \\ &= |\hat{\theta}(t_j) \bar{\omega}(t_j) - \hat{\theta}(t_j) \bar{\omega} + \hat{\theta}(t_j) \bar{\omega} - \hat{\theta} \bar{\omega}| \\ &\leq |\hat{\theta}(t_j)| |\bar{\omega}(t_j) - \bar{\omega}| + |\hat{\theta} - \hat{\theta}(t_j)| |\bar{\omega}| \\ &\leq (\gamma_h + \hat{\Theta})(L \tilde{\gamma}_y + \gamma_\zeta) + \gamma_h (L \tilde{\gamma}_y + L |y| + |\zeta_2|) \\ &\leq (\gamma_h + \hat{\Theta})(L \tilde{\gamma}_y + \gamma_\zeta) + \gamma_h (L \tilde{\gamma}_y + L \bar{z}_1 + \bar{\zeta}) \end{aligned}$$

one has

$$\begin{aligned} |\hat{\alpha}_1 - \hat{\alpha}_1(t_j)| &\leq c_1 \tilde{\gamma}_y + (\gamma_h + \hat{\Theta})(L \tilde{\gamma}_y + \gamma_\zeta) \\ &\quad + \gamma_h (L \tilde{\gamma}_y + L \bar{z}_1 + \bar{\zeta}) \triangleq \Lambda_1. \end{aligned}$$

Since $\alpha_2, \hat{\alpha}_2$ are defined in (25), (43), respectively, then we have $|\alpha_2 - \hat{\alpha}_2| \leq |k_2| |y - \bar{y}| + \rho_2 |\alpha_1 - \hat{\alpha}_1| \leq |k_2| \tilde{\gamma}_y + \rho_2 \iota_1 \triangleq \iota_2$ and $|\hat{\alpha}_2 - \hat{\alpha}_2(y_j)| \leq (c_2 + \rho_2) |\alpha_{2f} - \alpha_{2f}(t_j)| + c_2 |\xi_2 - \xi_2(t_j)| + |k_2| (|y - y(t_j)| + |\xi_1 - \xi_1(t_j)|) + \rho_2 |\hat{\alpha}_1 - \hat{\alpha}_1(t_j)| \leq (c_2 + \rho_2) \gamma_f + c_2 \gamma_\xi + |k_2| (\tilde{\gamma}_y + \gamma_\xi) + \rho_2 \Lambda_1 \triangleq \Lambda_2$. Similarly, step by step, we can conclude the following inequalities

$$|\alpha_i - \hat{\alpha}_i| \leq \iota_i, \quad |\hat{\alpha}_i - \hat{\alpha}_i(t_j)| \leq \Lambda_i, \quad i = 1, \dots, n-1 \quad (51)$$

for some $\iota_i, \Lambda_i > 0$ depending on c, k, ρ, γ, q . It's worth noting that when all elements of γ are chosen sufficiently small, $\iota_i, \Lambda_i, i = 1, \dots, n$ are made sufficiently small. Therefore, by (51)

$$|v_n| = |\hat{v}_n + \hat{\alpha}_{n-1} - \alpha_{n-1}| \leq \hat{\Upsilon}_n + \iota_{n-1}.$$

Next, we will show that $\Omega_\eta(q)$ is a positively invariant set and all internal signals in the closed-loop system is semiglobal boundedness. By (15), we have

$$|\xi_1| = |y - \theta \zeta_1 - \varepsilon_1| \leq \bar{z}_1 + |\theta| \bar{\zeta} + \bar{\varepsilon} \triangleq \bar{\xi}_1.$$

By (51), u satisfies

$$\begin{aligned} |u| &\leq c_n |z_n(t_j)| + |k_n| (|\bar{y}(t_j)| + |\xi_1(t_j)|) + \rho_n |v_n(t_j)| \\ &\leq c_n \bar{z}_n + |k_n| (\bar{z}_1 + \bar{\zeta}_1) + \rho_n (\hat{\Upsilon}_n + \iota_{n-1}) \triangleq \bar{u}. \end{aligned}$$

Let $V_\xi = \xi^T P \xi$, the derivative of V_ξ along ξ -dynamics in (11) is bounded as $\dot{V}_\xi \leq -(1 - 4\sigma) \bar{\lambda}^{-1} V_\xi + d_\xi$, where $d_\xi = \|P\|^2 (\|A_c\|^2 \gamma_\xi^2 + 2L^2 q + L^2 \tilde{\gamma}_y^2 + \|b\|^2 \bar{u}^2) / \sigma$ where we used the fact that $|y| \leq \sqrt{2q}$ when states stay in the compact set $\Omega_\eta(q)$. Therefore, the upper bound of ξ is

$$\|\xi\| \leq \sqrt{\bar{\lambda} (\|\xi(0)\| + d_\xi) / (\underline{\lambda} (1 - 4\sigma))} \triangleq \bar{\xi}. \quad (52)$$

Now, we analyze the property of $\hat{\alpha}_i, i = 1, \dots, n-1$ within compact set $\Omega_\eta(q)$. By (29), the first partial derivatives of $\hat{\alpha}_1$ are

$$\frac{\partial \hat{\alpha}_1}{\partial y} = -c_1 - \hat{\theta} \frac{\partial \psi_1(y)}{\partial y}, \quad \frac{\partial \hat{\alpha}_1}{\partial \hat{\theta}} = -\varpi, \quad \frac{\partial \hat{\alpha}_1}{\partial \zeta_2} = -\hat{\theta}.$$

Due to $|\hat{\theta}| \leq |\tilde{\theta}| + |\theta| \leq \hat{\Theta}, |\xi_i| \leq \|\xi\| \leq \bar{\xi}$, and $|\zeta_i| \leq \|\zeta\| \leq \bar{\zeta}$, by (3), we have

$$\begin{aligned} |\dot{\hat{\alpha}}_1(t)| &\leq (c_1 + \hat{\Theta} \Psi_1) (\bar{\xi} + \bar{\theta} \bar{\zeta} + \bar{\varepsilon} + \bar{\theta} L \bar{z}_1) \\ &\quad + (L \bar{z}_1 + \bar{\zeta}) (\bar{z}_1 (L \bar{z}_1 + \bar{\zeta}) + \delta \hat{\Theta}) \\ &\quad + \hat{\Theta} ((1 + |k_2|) \bar{\zeta} + L \bar{z}_1) \triangleq \Delta_1. \end{aligned}$$

By (43) and (45), $|\dot{\hat{\alpha}}_2|$ satisfies

$$\begin{aligned} |\dot{\hat{\alpha}}_2(t)| &\leq k_2 (2 + k_1 + k_2) \bar{\xi} + k_2 (k_1 + k_2) \bar{z}_1 + k_2 (\bar{\xi} + \bar{\theta} \bar{\zeta} \\ &\quad + \bar{\varepsilon} + \bar{\theta} L \bar{z}_1) + (c_2 + \rho_2) \hat{\Upsilon}_2 + \rho_2 \Delta_1 \triangleq \Delta_2. \end{aligned}$$

Similarly, we can derive that $|\dot{\hat{\alpha}}_i|, i = 3, \dots, n-1$ is also upper bounded, that is

$$|\dot{\hat{\alpha}}_i(t)| \leq \Delta_i, \quad t \in [0, \infty) \quad (53)$$

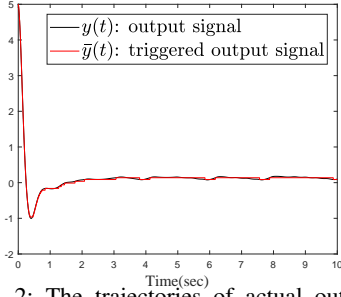


Fig. 2: The trajectories of actual output $y(t)$ and triggered output $\bar{y}(t)$.

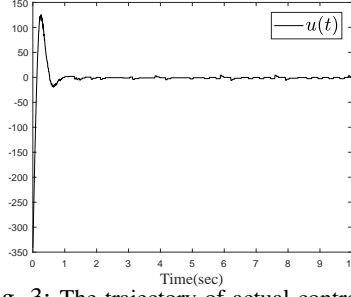


Fig. 3: The trajectory of actual controller $u(t)$.

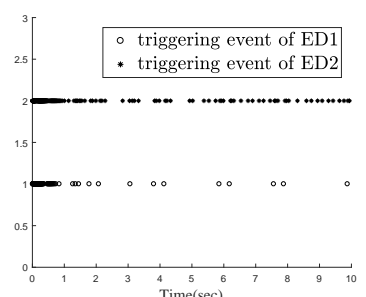


Fig. 4: Triggering events of ED1 and ED2.

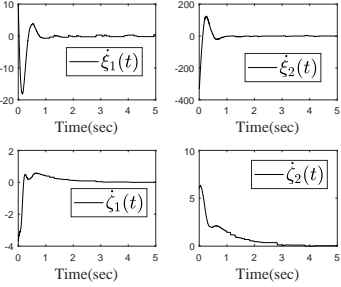


Fig. 5: The trajectories of state observer $\hat{\xi}_1(t)$, $\hat{\xi}_2(t)$, $\hat{\zeta}_1(t)$, $\hat{\zeta}_2(t)$.

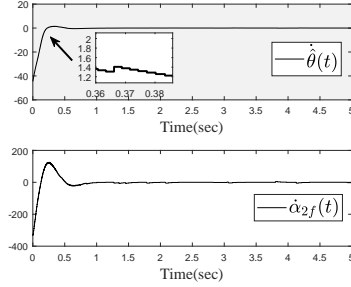


Fig. 6: The trajectories of adaptive law $\hat{\theta}(t)$ and α_{2f} -dynamics.

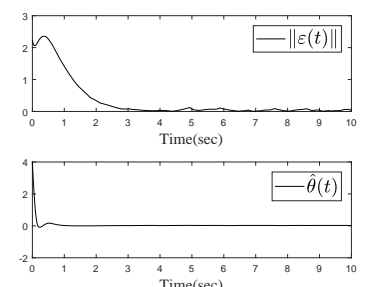


Fig. 7: The trajectories of $\varepsilon(t)$ and $\hat{\theta}(t)$.

Algorithm 1 Event-triggered adaptive output feedback control

- 1: Design initial conditions $\xi(0)$, $\zeta(0)$, $\hat{\theta}(0)$, select suitable parameter β such that $c \geq d/q$ is satisfied.
- 2: Set ED1, ED2 as (9) and (10).
- 3: Set state observer (11), (12) based on the sampled value.
- 4: Design the available virtual controller (24) for step 1 with event-triggered based adaptive law (22).
- 5: Design virtual controller (25) with event-triggered based α_{if} -dynamics (23), form the stabilization controller (47).

with Δ_i depending on c , k , ρ , δ , q , and increasing as each scalar variable of c , k , ρ , δ , q increases.

Due to $z_n - z_n(t_j) = \xi_n - \xi_n(t_j) + \alpha_{nf}(t_j) - \alpha_{nf}$, the bound of \dot{V}_n becomes

$$\dot{V}_n \leq -(\bar{c}_n + 1/2)z_n^2 + d_n \quad (54)$$

where

$$\bar{c}_n = c_n - 1, \quad d_n = c_n^2(\gamma_\xi + \gamma_f)^2/2.$$

Due to (41) and (44), one has $\hat{v}_{(i+1)f}\rho_{i+1}(\alpha_i(t_j) - \alpha_i) \leq \frac{1}{2}\hat{v}_{(i+1)f}^2 + \frac{1}{2}\rho_{i+1}^2\Lambda_i^2$, $\hat{v}_{(i+1)f}\rho_{i+1}(\alpha_i - \hat{\alpha}_i) \leq \frac{1}{2}\hat{v}_{(i+1)f}^2 + \frac{1}{2}\rho_{i+1}^2\Lambda_i^2$, $z_i\rho_i(\hat{\alpha}_{i-1} - \alpha_{i-1}) \leq \frac{1}{2}z_i^2 + \frac{1}{2}\rho_i^2\Lambda_{i-1}^2$, $z_i\rho_i(\alpha_{i-1} - \alpha_{i-1}(t_j)) \leq \frac{1}{2}z_i^2 + \frac{1}{2}\rho_i^2\Lambda_{i-1}^2$.

Therefore, within compact set $\Omega_\eta(q)$, with the help of (41), (44), (53) and (54), \dot{V} can be bounded by

$$\begin{aligned} \dot{V} &\leq -\sum_{i=1}^n \bar{c}_i z_i^2 - \sum_{i=2}^n \varrho_i \hat{v}_i^2 - \bar{\delta} \hat{\theta}^2 - \bar{\sigma}(\|\varepsilon\|^2 + \|\zeta\|^2) \\ &\quad + \sum_{i=1}^{n-1} \frac{1}{2\phi_{i+1}} \Delta_i^2 + \sum_{i=1}^n d_i + \sum_{i=1}^{n-1} \rho_{i+1}^2 (\Lambda_i^2 + \iota_i^2) \\ &\leq -c(\beta)V + d(\beta) \end{aligned} \quad (55)$$

where $c(\beta) = \min\{2\bar{c}_1, \dots, 2\bar{c}_n, 2\varrho_2, \dots, 2\varrho_n, 2\bar{\delta}, \bar{\sigma}/\bar{\lambda}\}$ and $d(\beta) = \sum_{i=1}^{n-1} \frac{1}{2\phi_{i+1}} \Delta_i^2 + \sum_{i=1}^n d_i + \sum_{i=1}^{n-1} \rho_{i+1}^2 (\Lambda_i^2 + \iota_i^2)$ with positive constants $\bar{\sigma} = 1 - 5\sigma$ and $\bar{\delta} = \frac{\delta}{2} - \frac{1 + \gamma_y^2}{2\sigma}$. Note that \bar{c}_1 is defined in (42), $\bar{c}_i = c_i - 9/2$ ($i = 2, \dots, n-1$), $\bar{c}_n = c_n - 1$, and $\bar{\lambda}$ is determined by k . Then, there exists a \underline{q} such that for any given positive number $q > \underline{q}$, there always exists a set of parameter β such that $c(\beta) \geq d(\beta)/q$ (See more detailed parameter selection procedure in Remark 3.3).

As a result, $\dot{V} \leq 0$ on the boundary of $\Omega_\eta(q)$. Due to (50), $V(t)$ is continuous and no jump will occur at $t = t_j, j = 1, 2, \dots$. As a result, $\Omega_\eta(q)$ is a positively invariant set, i.e., if $V(t_0) \leq q$, then $V(t) \leq q$ for $t \geq t_0$. Due to the boundedness of z_i ($i = 1, \dots, n$), \hat{v}_i ($i = 2, \dots, n$), $\hat{\theta}$, ε and ζ , by (27) and (52), it follows that α_i ($i = 1, \dots, n-1$) and α_{if} ($i = 2, \dots, n$) are bounded and x is also bounded by (15). Hence, all signals of the closed-loop systems are semiglobally bounded.

Invoking comparison lemma for (55) yields

$$\begin{aligned} V(\eta(t)) &\leq \exp(-c(\beta)(t - t_0)) V(\eta(t_0)) \\ &\quad + \frac{d(\beta)}{c(\beta)} (1 - \exp(-c(\beta)(t - t_0))) \end{aligned}$$

which implies that there exists a \bar{t} such that $V(\eta(t)) \leq \alpha d(\beta)/c(\beta)$ for $t > \bar{t}$ and $\alpha > 1$ and

$$|y(t)| \leq \sqrt{2\alpha d(\beta)/c(\beta)}, \quad \forall t > \bar{t} \quad (56)$$

where we used $\frac{1}{2}y^2 \leq V_1 \leq V$.

Finally, we show the Zeno behavior is excluded, that is there exist positive constants $\bar{\omega}$, ω such that $\bar{t}_{k+1} - \bar{t}_k \geq \bar{\omega}$, $t_{j+1} - t_j \geq \omega$ for $\forall k, j \in \mathbb{N}$. First, the derivative of e_y is

$$\frac{de_y}{dt} = \text{sign}(y(t) - \bar{y}(t))\dot{y} \leq \bar{\xi} + q + (\bar{\theta}^2 L_1^2 + \lambda \bar{\theta}^2)/2 \triangleq \phi_y.$$

Then, $\bar{\omega}$ is denoted as $\bar{\omega} = \gamma_y/\phi_y$. Suppose that t_j is in the J th triggering period generated by (9), that is, $t_j \in [\bar{t}_J, \bar{t}_{J+1})$.

Note that $\bar{y}(t) = \bar{y}(\bar{t}_J) = \bar{y}(t_j) = y(\bar{t}_J)$ for $t \in [\bar{t}_J, \bar{t}_{J+1})$, $\bar{y}(t) = y(\bar{t}_{J+1})$ for $t \in [\bar{t}_{J+1}, \bar{t}_{J+2})$ and $\bar{y}(t) - \bar{y}(t_j) = \bar{y}(\bar{t}_{J+1}) - \bar{y}(\bar{t}_J) = \gamma_y$ for $t \in [\bar{t}_{J+1}, \bar{t}_{J+2})$. Due to $\gamma_{\bar{y}} > \gamma_y$, we obtain $|\bar{y}(t) - \bar{y}(t_j)| \leq \gamma_{\bar{y}}$ holds for $t \in [t_j, \bar{t}_{J+2})$. Due to $\bar{t}_{k+1} - \bar{t}_k \geq \bar{\omega}$ and the fact that $t_j < \bar{t}_{J+1}$, we have

$$e_{\bar{y}} \leq \gamma_{\bar{y}}, \forall t \in [t_j, t_j + \bar{\omega}). \quad (57)$$

The derivatives of e_ξ, e_ζ, e_h, e_f are $\dot{e}_\xi \leq \|A_c\|\bar{\xi} + \|k\|\sqrt{2}q + \|b\|\bar{u} \triangleq \phi_\xi$, $\dot{e}_\zeta \leq q + \lambda\|A_c\|^2/4 + \|L\|^2/2 \triangleq \phi_\zeta$, $\dot{e}_h \leq (2L_1 + \lambda/2 + 1)q + \delta^2/2 + \delta|\theta| \triangleq \phi_h$, $\dot{e}_f \leq \|\rho_2 v_2, \dots, \rho_n v_n\| \leq \rho\sqrt{2}q \triangleq \phi_f$. Therefore, with (57), ω can be chosen as

$$\omega = \min \{\bar{\omega}, \gamma_\xi/\phi_\xi, \gamma_\zeta/\phi_\zeta, \gamma_h/\phi_h, \gamma_f/\phi_f\}.$$

Thus, there is no Zeno behavior. The proof is thus complete. ■

Remark 3.2: Suppose we adopt the control scheme by using continuous value in (4), (6), we can change the event condition (10) as

$$t_{j+1} = \inf\{t > t_j : |\kappa(\alpha_f(t_j), \hat{\theta}(t_j), \hat{x}(t_j), \bar{y}(t_j)) - \kappa(\alpha_f(t), \hat{\theta}(t), \hat{x}(t), \bar{y}(t))| \geq \gamma_\kappa\} \quad (58)$$

for some positive finite constant γ_κ . Applying similar analysis procedures in this paper, it can be concluded that the stability result in Theorem 3.1 still holds. ■

Remark 3.3: We will show we can find a $q > 0$ and select controller parameters β to make sure that $c(\beta) \geq d(\beta)/q$ for any $q > \underline{q}$. Let $\sigma < \frac{1}{5}$ be some constant such that $\bar{\sigma} = 1 - 5\sigma > 0$ and $c_\delta > 1$. Let $\eta_0(c_\Delta) = 2\|P\|^2\|\psi(0)\|^2/\sigma + c_\Delta$, $\eta_1 = 2\bar{\sigma}/\lambda$, $\eta_2(c_\Delta) = (2\eta_0(c_\Delta)\sigma + c_\delta\bar{\theta}^2(1 + \bar{\gamma}_y^2) + \eta_1\bar{\theta}^2\sigma/2)/\sigma$ and $\eta_3(c_\Delta) = (c_\delta - 1)\eta_0(c_\Delta)\bar{\theta}^2$. Let $\underline{\eta}(c_\Delta) = \frac{\eta_2(c_\Delta) + \sqrt{\eta_2^2(c_\Delta) + 4\eta_1(c_\Delta)\eta_3(c_\Delta)}}{2\eta_1(c_\Delta)}$ and $\underline{q} = \underline{\eta}(0)$. As a result, for any $q > \underline{q}$, one can find a sufficiently small c_Δ such that $q \geq \underline{\eta}(c_\Delta)$. First, we note that d can be written as $d = \delta\bar{\theta}^2/2 + 2\|P\|^2\|\psi(0)\|^2/\sigma + \sum_{i=1}^{n-1} \Delta_i/(2\phi_{i+1}) + \pi(\gamma)$ with $\pi(\gamma)$ being a function increasing as each element of γ increases. We choose sufficiently small value for each element of γ such that $\pi(\gamma) \leq c_\Delta/n$. We first assume $\Delta_i/(2\phi_{i+1}) \leq c_\Delta/n$ and postpone to show how parameter selection can guarantee it later. As a result, $\sum_{i=1}^{n-1} \Delta_i/(2\phi_{i+1}) + \pi(\gamma) \leq c_\Delta$ holds and $d \leq \bar{d} := \delta\bar{\theta}^2/2 + \eta_0$. Second, we select $\delta = \frac{2c_\delta}{2q - \bar{\theta}^2}(\eta_0 + (1 + \bar{\gamma}_y^2)q/\sigma)$ leading to $2\bar{\delta} \geq c_0 := \bar{d}/q$. Note that $\bar{d}/q \geq d/q$ and thus $c_0 \geq d/q$. Due to $q \geq \underline{\eta}(c_\Delta)$, it leads to $\bar{\sigma}/\lambda \geq c_0$. Third, we select \bar{c}_1 such that $\bar{c}_1 \geq c_0$ and then $c_1 \geq 1 + 1/(4\sigma) + 30\sigma L^2\bar{\gamma}_y^2 + 5\sigma\gamma_\zeta^2 + \|P\|^2 L^2/\sigma + \bar{c}_1$. And we select $\bar{c}_i \geq c_0$ and then $c_i \geq 9/2 + \bar{c}_i$ for $i = 2, \dots, n$. Last, we show how to select ϕ and ρ to guarantee $\Delta_i/(2\phi_{i+1}) \leq c_\Delta/n$. We select sufficiently large ϕ_2 to make $\Delta_1/(2\phi_2) \leq c_\Delta/n$. And we select $\rho_i \geq \frac{1}{2}c_0$ and then $\rho_i \geq 2 + \phi_i + \rho_i$, and a sufficiently large ϕ_{i+1} such that $\Delta_i/(2\phi_{i+1}) \leq c_\Delta/n$ for $i = 2, \dots, n$. As a result, $c \geq c_0 \geq d/q$. ■

IV. SIMULATION

In this section, we give a simulation example to illustrate the proposed control strategy. The system is given as $\dot{x}_1 = x_2 + \theta \cos(y)$, $\dot{x}_2 = u + \theta(y + 1)$, $y = x_1$, where $\theta = 1$ is an

unknown parameter satisfies $|\theta| \leq \bar{\theta}$ with $\bar{\theta} = 1.5$. Let $q = 50$. The Lipschitz constant $L = \sqrt{2}$ and $\|\psi(0)\| = \sqrt{2}$. Define trigger parameters as $\gamma = [0.05, 0.051, 0.2, 0.2, 0.2, 0.2]^T$. We select $k = [5, 5]^T$, then $\bar{\lambda} = 0.1099$. c, ρ_2 are selected as $c = [8.5, 5.5]^T$, $\rho_2 = 0.16$ according to Remark 3.3. ϕ_2 is chosen as $\phi_2 = 10$ and thus we choose $\rho_2 = 12 \geq \frac{3}{2} + \rho_2 + \phi_2$. System initial values as $x = [5, -5]^T$, $\xi = [0, 0]^T$, $\zeta = [0, -4]^T$, $\hat{\theta}(0) = 4$, $\alpha_{2f}(0) = 0$, satisfying $V(\eta(0)) \leq q$. The simulation time interval is $[0, 10]$. Fig. 2 is the trajectories of $y(t)$ and $\bar{y}(t)$, where boundedness is shown. Fig. 3 illustrates the control input and Fig. 4 shows that triggering events of ED1 and ED2 are independent of each other. Fig. 5- Fig. 6 show the trajectories of $\dot{\xi}(t)$, $\dot{\zeta}(t)$, $\dot{\theta}(t)$ and $\dot{\alpha}_{2f}(t)$. Fig. 7 shows the boundedness of $\|\varepsilon\|$, which together with Fig. 2, implies the boundedness of $\xi(t)$ and $\zeta(t)$.

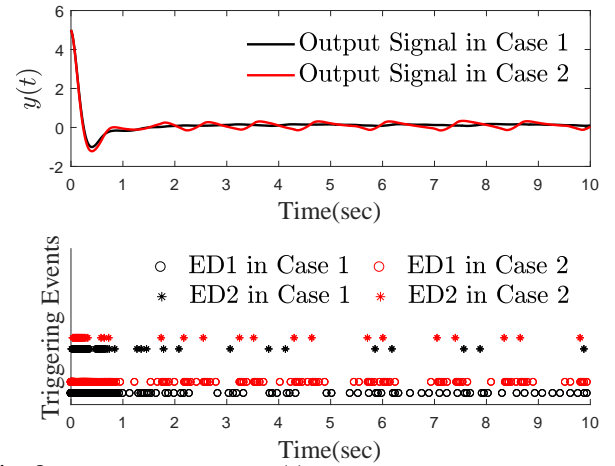


Fig. 8: The real-time output $y(t)$ and triggering events with different trigger conditions.

TABLE I: Numbers of Triggering Events

	ED1	ED2
Case 1	337	148
Case 2	212	37

Now, we examine control performance under two set of triggering thresholds. Case 1 is $\gamma = [0.05, 0.051, 0.2, 0.2, 0.2, 0.2]^T$ and Case 2 is $\gamma = [0.3, 0.31, 0.5, 0.5, 0.5, 0.5]^T$. The results are illustrated in Fig. 8 and Table. I. It shows different triggering threshold can adjust the ultimate bound of the output and the number of triggering events, and there is a trade-off between transmission frequency and control performance. The small threshold in Case 1 increases the number of the information exchange via the network, and decreases the ultimate bound of the output.

TABLE II: Numbers of Triggering Events

	Our Algorithm	Algorithm in [9]
Controller \Rightarrow Plant	337	317
Plant \Rightarrow Controller	148	1000

Furthermore, we compare the proposed scheme with that in [9] where the full states are assumed to be accessible. The

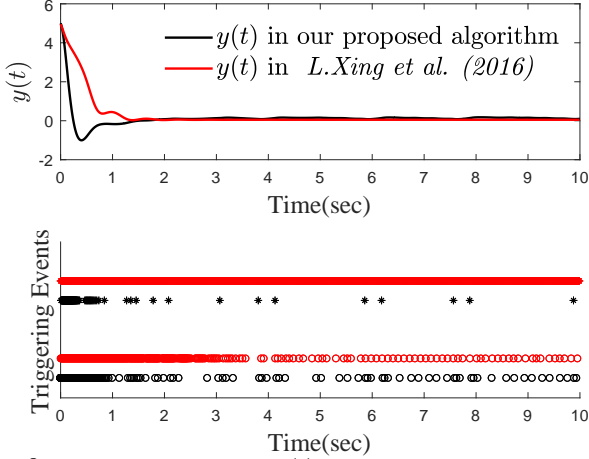


Fig. 9: The real-time output $y(t)$ and triggering events under our proposed algorithm and the algorithm in [9]. The black \circ and $*$ denote trigger events of ED1 and ED2, respectively. The red \circ and $*$ denotes the signal transmission between controller side and plant side under the algorithm in [9].

event-triggered controller in [9] is designed as

$$u(t) = v(t_j), \quad t \in [t_j, t_{j+1}), \quad j \in \mathbb{N}$$

$$t_{j+1} = \inf \{t > t_j \mid |u(t) - v(t_j)| \geq \gamma_c\}$$

with $\gamma_c = 0.06$, $v(t) = -kz_2 - z_1 + \frac{\partial \alpha_1}{\partial x_1} x_2 - \hat{\theta} \left(x_1 + 1 - \frac{\partial \alpha_1}{\partial x_1} \right) + \frac{\partial \alpha_1}{\partial \theta} \dot{\hat{\theta}}$, where $k = 4$, $\alpha_1 = -4x_1 - \hat{\theta} \cos(x_1)$, $z_2 = x_2 - \alpha_1$ and $\dot{\hat{\theta}} = x_1 \cos(x_1) + z_2 \left(y + 1 - \frac{\partial \alpha_1}{\partial x_1} \cos(x_1) \right) - 1.5\hat{\theta}$. The results are shown in Fig. 9 and Table. II. It is observed that when the ultimate bound of the output is essentially the same, our proposed control algorithm requires fewer signal transmissions.

V. CONCLUSION

In this paper, we propose a novel event-triggered algorithm for uncertain nonlinear systems, in which output signal, controller signal and controller dynamics are sampled to be transmitted or be updated by the two event detectors respectively at plant and controller sides. The adaptive law structure is simplified, the requirement of computation capacity at plant side is removed, and the calculation of corresponding continuous variables can be easily implemented by the simple algebraic equation. Furthermore, we solved the issue that the virtual input is no longer differentiable and proved the error bound between actual output signal and sampled transmitted output. It would be very interesting to consider the case that output at plant side is periodically sampled such that the next triggering moment at controller side can be calculated precisely.

REFERENCES

- [1] F.-L. Lian, J. R. Moyne, and D. M. Tilbury, "Performance evaluation of control networks: Ethernet, controlnet, and devicenet," *IEEE control systems magazine*, vol. 21, no. 1, pp. 66–83, 2001.
- [2] W. Liu, Y. Geng, B. Wu, and D. Wang, "Neural-network-based adaptive event-triggered control for spacecraft attitude tracking," *IEEE Transactions on Neural networks and Learning systems*, vol. 31, no. 10, pp. 4015–4024, 2019.

- [3] W. Song, J. Wang, S. Zhao, and J. Shan, "Event-triggered cooperative unscented kalman filtering and its application in multi-uav systems," *Automatica*, vol. 105, pp. 264–273, 2019.
- [4] J. Yang, F. Xiao, and T. Chen, "Event-triggered formation tracking control of nonholonomic mobile robots without velocity measurements," *Automatica*, vol. 112, p. 108671, 2020.
- [5] K. J. Åström and B. Bernhardsson, "Comparison of periodic and event based sampling for first-order stochastic systems," *IFAC Proceedings Volumes*, vol. 32, no. 2, pp. 5006–5011, 1999.
- [6] J. Huang, W. Wang, C. Wen, and G. Li, "Adaptive event-triggered control of nonlinear systems with controller and parameter estimator triggering," *IEEE Transactions on Automatic Control*, vol. 65, no. 1, pp. 318–324, 2019.
- [7] P. Tabuada, "Event-triggered real-time scheduling of stabilizing control tasks," *IEEE Transactions on Automatic Control*, vol. 52, no. 9, pp. 1680–1685, 2007.
- [8] G. D. Khan, Z. Chen, and L. Zhu, "A new approach for event-triggered stabilization and output regulation of nonlinear systems," *IEEE Transactions on Automatic Control*, vol. 65, no. 8, pp. 3592–3599, 2019.
- [9] L. Xing, C. Wen, Z. Liu, H. Su, and J. Cai, "Event-triggered adaptive control for a class of uncertain nonlinear systems," *IEEE Transactions on Automatic Control*, vol. 62, no. 4, pp. 2071–2076, 2016.
- [10] L. Xing, C. Wen, Z. Liu, H. Su, and J. Cai, "Event-triggered output feedback control for a class of uncertain nonlinear systems," *IEEE Transactions on Automatic Control*, vol. 64, no. 1, pp. 290–297, 2018.
- [11] L. Zhu, Z. Chen, D. J. Hill, and S. Du, "Event-triggered controllers based on the supremum norm of sampling-induced error," *Automatica*, vol. 128, p. 109532, 2021.
- [12] F. Li and Y. Liu, "Adaptive event-triggered output-feedback controller for uncertain nonlinear systems," *Automatica*, vol. 117, p. 109006, 2020.
- [13] L. Zhu and Z. Chen, "A sampling control framework and applications to robust and adaptive control," *arXiv preprint arXiv:2204.13855*, 2022.
- [14] Z. Zhang, C. Wen, L. Xing, and Y. Song, "Adaptive event-triggered control of uncertain nonlinear systems using intermittent output only," *IEEE Transactions on Automatic Control*, vol. 67, no. 8, pp. 4218–4225, 2022.
- [15] Z. Zhang, C. Wen, K. Zhao, and Y. Song, "Decentralized adaptive control of uncertain interconnected systems with triggering state signals," *Automatica*, vol. 141, p. 110283, 2022.
- [16] L. Sun, X. Huang, and Y. Song, "Decentralized intermittent feedback adaptive control of non-triangular nonlinear time-varying systems," *IEEE Transactions on Automatic Control*, 2023.
- [17] L. Sun, X. Huang, and Y. Song, "Distributed event-triggered control of networked strict-feedback systems via intermittent state feedback," *IEEE Transactions on Automatic Control*, 2022.
- [18] M. Krstic, P. V. Kokotovic, and I. Kanellakopoulos, *Nonlinear and adaptive control design*. John Wiley & Sons, Inc., 1995.
- [19] M. Krstic, I. Kanellakopoulos, and P. Kokotovic, "Adaptive nonlinear control without overparametrization," *Systems & Control Letters*, vol. 19, no. 3, pp. 177–185, 1992.
- [20] D. Swaroop, J. K. Hedrick, P. P. Yip, and J. C. Gerdes, "Dynamic surface control for a class of nonlinear systems," *IEEE Transactions on Automatic Control*, vol. 45, no. 10, pp. 1893–1899, 2000.
- [21] C. Qian and W. Lin, "Output feedback control of a class of nonlinear systems: a nonseparation principle paradigm," *IEEE Transactions on Automatic Control*, vol. 47, no. 10, pp. 1710–1715, 2002.
- [22] J. H. Ahrens and H. K. Khalil, "High-gain observers in the presence of measurement noise: A switched-gain approach," *Automatica*, vol. 45, no. 4, pp. 936–943, 2009.

APPENDIX

Proof of Lemma 3.1: Denote the time interval $\mathcal{H} = \bigcup_{k \in \mathbb{N}} [\bar{t}_k, \bar{t}_{k+1})$, where \bar{t}_k is the triggering instance generated by (9). There are two cases that how the interval $[t_j, t_{j+1})$ is located in \mathcal{H} . As shown in Fig. 10, Case 1 is $[t_j, t_{j+1}) \subseteq [\bar{t}_J, \bar{t}_{J+1})$ for some J , and Case 2 is that $t_j \in [\bar{t}_J, \bar{t}_{J+1})$ and $t_{j+1} \in [\bar{t}_K, \bar{t}_{K+1})$ for some $\bar{t}_J, \bar{t}_{J+1}, \bar{t}_K, \bar{t}_{K+1}$ being triggering instances generated by (9), where $K \geq J + 1$.

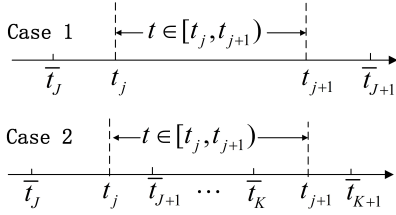


Fig. 10: The two cases of interval $[t_j, t_{j+1}]$ in \mathcal{H} .

In Case 1, since $\bar{y}(t) = y(\bar{t}_J)$ holds for $t \in [\bar{t}_J, \bar{t}_{J+1})$ and $[t_j, t_{j+1}] \subseteq [\bar{t}_J, \bar{t}_{J+1})$, $\bar{y}(t_j) = y(\bar{t}_J)$. By (9), one has

$$|y(t) - \bar{y}(t_j)| = |y(t) - y(\bar{t}_J)| \leq \gamma_y \leq \tilde{\gamma}_y \quad (59)$$

for $t \in [t_j, t_{j+1})$. In Case 2, when $K = J + 1$, $\bar{t}_{J+1} = \bar{t}_K$ and $\bar{y}(t_j) = y(\bar{t}_J)$, one has

$$|y(t) - \bar{y}(t_j)| \leq \gamma_y \leq \tilde{\gamma}_y, \quad \forall t \in [t_j, \bar{t}_K) \quad (60)$$

and $|y(t) - \bar{y}(t_j)| = |y(t) - y(\bar{t}_K) + y(\bar{t}_K) - y(\bar{t}_J)| \leq 2\gamma_y \leq \tilde{\gamma}_y$, $t \in [\bar{t}_K, t_{j+1})$.

When $K > J + 1$, by (10), $|\bar{y}(t) - \bar{y}(t_j)| \leq \gamma_{\bar{y}}$ holds for $t \in [t_j, t_{j+1})$. Next, we consider the bound $|y(t) - \bar{y}(t_j)|$ in three intervals, namely $[t_j, \bar{t}_{J+1})$, $[\bar{t}_{J+1}, \bar{t}_K)$ and $[\bar{t}_K, t_{j+1})$. First, from Fig. 10, due to $\bar{y}(t_j) = y(\bar{t}_J)$, one has

$$|y(t) - \bar{y}(t_j)| = |y(t) - y(\bar{t}_J)| \leq \gamma_y, \quad \forall t \in [t_j, \bar{t}_{J+1}). \quad (61)$$

Second, suppose that (9) is triggered l times in $[\bar{t}_{J+1}, \bar{t}_K)$, that is, $[\bar{t}_{J+1}, \bar{t}_K) = [\bar{t}_{J+1}, \bar{t}_{J+2}) \cup [\bar{t}_{J+2}, \bar{t}_{J+3}) \cup \dots \cup [\bar{t}_{J+l}, \bar{t}_K)$ where $\bar{t}_{J+i}, i = 1, \dots, l$ is triggering instances of (9). By (9), for $t \in [\bar{t}_{J+i}, \bar{t}_{J+i+1})$ and $i = 1, \dots, l$ ($\bar{t}_K = \bar{t}_{J+l+1}$), there always exist a continuous function $\lambda_i(t)$, satisfying $\lambda_i(\bar{t}_{J+i}) = 0$, $|\lambda_i(t)| \leq 1$ for $t \in [\bar{t}_{J+i}, \bar{t}_{J+i+1})$ such that $y(t) = y(\bar{t}_{J+i}) + \lambda_i(t)\gamma_y$. Therefore $|y(t) - \bar{y}(t_j)| = |y(\bar{t}_{J+i}) + \lambda_i(t)\gamma_y - \bar{y}(t_j)|$ holds for $t \in [\bar{t}_{J+i}, \bar{t}_{J+i+1})$. Since $y(\bar{t}_{J+i}) = \bar{y}(\bar{t}_{J+i})$ and $\bar{t}_{J+i} \in [t_j, t_{j+1})$, then

$$|y(t) - \bar{y}(t_j)| \leq |\bar{y}(\bar{t}_{J+i}) - \bar{y}(t_j) + \lambda_i(t)\gamma_y| \leq \gamma_{\bar{y}} + \gamma_y \quad (62)$$

holds for $t \in [\bar{t}_{J+i}, \bar{t}_{J+i+1})$, and thus also holds for $t \in [\bar{t}_{J+1}, \bar{t}_K)$. Third, for $t \in [\bar{t}_K, t_{j+1})$

$$\begin{aligned} |y(t) - \bar{y}(t_j)| &= |y(t) - y(\bar{t}_K) + y(\bar{t}_K) - \bar{y}(t_j)| \\ &\leq \gamma_y + \gamma_{\bar{y}} \leq \tilde{\gamma}_y. \end{aligned} \quad (63)$$

By (59), (60), (61), (62) and (63), we prove (14). \blacksquare