

Enhancing User Interest based on Stream Clustering and Memory Networks in Large-Scale Recommender Systems

Peng Liu
Tencent Inc.
Beijing, China
liupengvswww@gmail.com

Nian Wang
Tencent Inc.
Beijing, China
noreenwang@tencent.com

Cong Xu
Tencent Inc.
Beijing, China
congcxu@tencent.com

Ming Zhao
Tencent Inc.
Beijing, China
marcozhao@tencent.com

Bin Wang
Tencent Inc.
Beijing, China
hillmwang@tencent.com

Yi Ren
Tencent Inc.
Beijing, China
henrybjren@tencent.com

ABSTRACT

Recommender Systems (RSs) provide personalized recommendation service based on user interest, which are widely used in various platforms. However, there are lots of users with sparse interest due to lacking consumption behaviors, which leads to poor recommendation results for them. This problem is widespread in large-scale RSs and is particularly difficult to address. To solve this problem, we propose a novel solution named User Interest Enhancement (UIE) which enhances user interest including user profile and user history behavior sequences using the enhancement vectors and personalized enhancement vector generated with the help of other similar users and relevant items based on stream clustering and memory networks from different perspectives. UIE not only remarkably improves model performance on the users with sparse interest but also significantly enhance model performance on other users. UIE is an end-to-end solution which is easy to be implemented based on ranking model. Moreover, we expand our solution and apply similar methods to long-tail items, which also achieves excellent improvement. Furthermore, we conduct extensive offline and online experiments in a large-scale industrial RS. The results demonstrate that our model outperforms other models remarkably, especially for the users with sparse interest. Until now, UIE has been fully deployed in multiple large-scale RSs and achieved remarkable improvements.

CCS CONCEPTS

• Information systems → Recommender systems.

KEYWORDS

Recommender system; Multi-task learning; User interest; User interest enhancement

*corresponding author

†Author Footnote to be captured as Author Note

Permission to make digital or hard copies of part or all of this work for personal or classroom use is granted without fee provided that copies are not made or distributed for profit or commercial advantage and that copies bear this notice and the full citation on the first page. Copyrights for third-party components of this work must be honored. For all other uses, contact the owner/author(s).

Conference '24, June, 2024, Texas USA

© 2024 Copyright held by the owner/author(s). 978-1-4503-0000-0/18/06...\$15.00

1 INTRODUCTION

Recommender Systems (RSs) [1, 2] which provide personalized recommendation service based on user interest are widely used in various platforms such as short video platforms [3, 7, 14], video platforms [4, 5], E-commerce platforms [6, 8-11] and social networks [12, 13], serving billions of users. In RSs, Ranking typically uses a Multi-Task Learning model (MTL) [4, 8, 16-21] and lots of features to finely predict the scores of various user behaviors such as click, watching time, fast slide, like and sharing for thousands of candidates. The accuracy of the scores outputted by MTL is crucial for RSs [4]. In RSs, user interest includes user profile and user history behavior sequences, as shown in Figure 1 and Figure 2, which determines the upper limit of ranking model's performance. However, lots of users only have sparse interest due to lacking consumption behaviors. For example, among hundreds of millions of users of our RS, more than 30% of all users have this problem, whose average consumption behaviors are less than half of that of other users. As a result, this makes it challenging for ranking model to accurately estimate scores for these users, leading to poor recommendation results for them. It is widespread in large-scale industrial RSs. Improving the quality of recommendations for the users with sparse interest is very important, but also particularly difficult.

Although there have been a lot of works on ranking in RSs [4, 8, 16-21], the research for the users with sparse interest is not much. [22-24] try to learn the initial ID embedding based on meta learning, which can be applied for new users/items. [25, 26] attempts to obtain initial ID embedding for new users/items via Conditional Variational Autoencoder (CVA). [27] designs a cold and warm net for new users. However, these methods are designed for addressing cold start problem but not suitable for the users with sparse interest who have some consumption behaviors but not many. Contrastive Learning (CL) [28] improves representation learning for sparse problem based on data augmentation and multi-task Self-supervised Learning (SSL) framework. However, in RSs, the data augmentation of CL is easy to generate a large amount of meaningless data, which has limited value to the mod-

el. In addition, Transfer Learning (TL) [29] can be used to transfer knowledge between different users. But it is greatly influenced by the difference between the source and target data distributions and even lead to negative transfer [30]. [3] takes personalized prior information as input and dynamically scales the bottom-level Embedding and top-level DNN hidden units through gate mechanisms. Based on the similar idea, [31] further optimizes model performance on the users with sparse interest. These two methods primarily improve model performance through the optimization of model structure and embedding. However, due to lack of critical information of the users with sparse interest, the improvements of the above two methods on these users are limited.

To improve model performance on the users with sparse interest, we propose a novel solution named User Interest Enhancement (UIE) which enhances user interest including user profile and user history behavior sequences using the enhancement vectors and personalized enhancement vectors produced with the help of other similar users and relevant items based on stream clustering and memory networks. These enhancement vectors remarkably improve the performance of ranking model on the users with sparse interest by supplementing pivotal interest information for them. Moreover, UIE is also highly valuable for other users and achieves significant improvements. UIE is an end-to-end solution and can be easily implemented based on ranking model. Similarly, highly skewed long-tail item distribution is common in RSs too, which significantly hurts model performance on tail items. Therefore, we expand our solution and apply similar methods to tail items, which achieves excellent improvements as well. Finally, we conduct extensive offline and online experiments in a large-scale RS. The results demonstrate that our model outperforms other models significantly, especially for the users with sparse interest and tail items. Our model has been fully deployed in our RS and multiple large-scale RSs until now, achieving remarkable improvements. In addition to the UIE mentioned in this paper, we also designed several sub-versions of the UIE approach which are more complex and have shown performance improvements. However, considering the cost and complexity of other sub-versions, we highly recommend the version of UIE described in this paper. Furthermore, solutions based on the UIE approach were also applied in recall stage and coarse ranking stage. This paper will focus on the UIE approach used in the fine-ranking stage.

The major contributions of our work include:

- By analyzing users' interest and consumption behaviors, we categorize all users of our RS into two groups, including the users with sparse interest and other users. In addition, we investigate the existing works for the users with sparse interest and point out the main disadvantages of them. Enhancing model performance on the users with sparse interest is difficult but have to do. Moreover, similar problem also exists in tail items.

- We propose UIE designed for enhancing user interest, which includes three components used for enhancing user profile and user history behavior sequences respectively. By supplementing key interest information using the enhancement vectors generated based on stream clustering and memory networks from different perspectives, the model performance on the users with sparse in-

terest is significantly improved. Moreover, UIE also improves the model performance on other users and achieves excellent results. Furthermore, we use similar methods to tail items. UIE, as part of the ranking model, is an efficient end-to-end solution that is easy to be implemented and deployed in large-scale RSs.

- We conduct offline evaluation to compare our model with other models on the same dataset, the result demonstrates that our model outperforms other models remarkably. Furthermore, we also conduct online A/B tests in a large-scale RS serving hundreds of millions of users. the result demonstrates that our model significantly better than other models. UIE has been fully deployed in our RS and several other large-scale RSs in the past two years.

2 DATA ANALYSIS AND DEFINITION

This section gives the definition of the users with sparse interest in our recommendation scenario through analyzing users' interest and consumption behaviors. As previously mentioned, user interest contains user profile and user history behavior sequences. User profile includes basic attributes such as user id, age, gender, hometown, etc. and his/her preference generated based on this user's consumption behaviors over a period of one month or several months, as shown in Figure 1. For simplicity, in this paper, we take user valid consumption sequence as an example of various user history behavior sequences, as shown in Figure 2. A valid consumption is watching a video more than 10 seconds.

| | |
|-------------------------------|--|
| basic attribute | user id, age, gender, hometown, phone brand, ... |
| user preference on category 1 | sports:260, technology:120, military:109, politics:90, ... |
| user preference on category 2 | basketball:210, football:130, aerospace:82, weapon:80, ... |
| user preference on tag | NBA:190, CBA:170, AIGC:100, space shuttle:80, tank:60, cannon:50, warplane:30, ... |
| others | ... |

Figure 1. An example of user profile

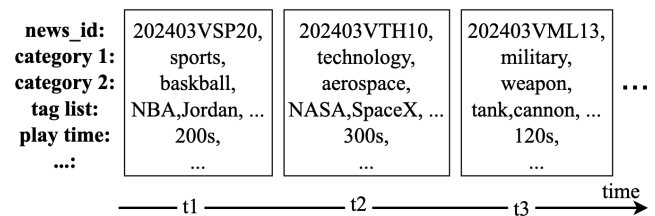


Figure 2. An example of user valid consumption sequence

User interest decides the performance of ranking model, which is critical for personalized recommendation. We randomly select 100 million users from all users and conduct analysis of their user interest distribution. We observe significant difference in the number of user profile features and consumption behaviors among

different users. For convenience, we define users with sparse interest as low-active users and define other users as high-active users, which account for 32% and 68% respectively. Because the distribution of user interest and user consumption behaviors is

commercially sensitive, we provide their comparative values between high-active users and low-active users, as shown in Table 1. The average number of user profile features of low-active users is

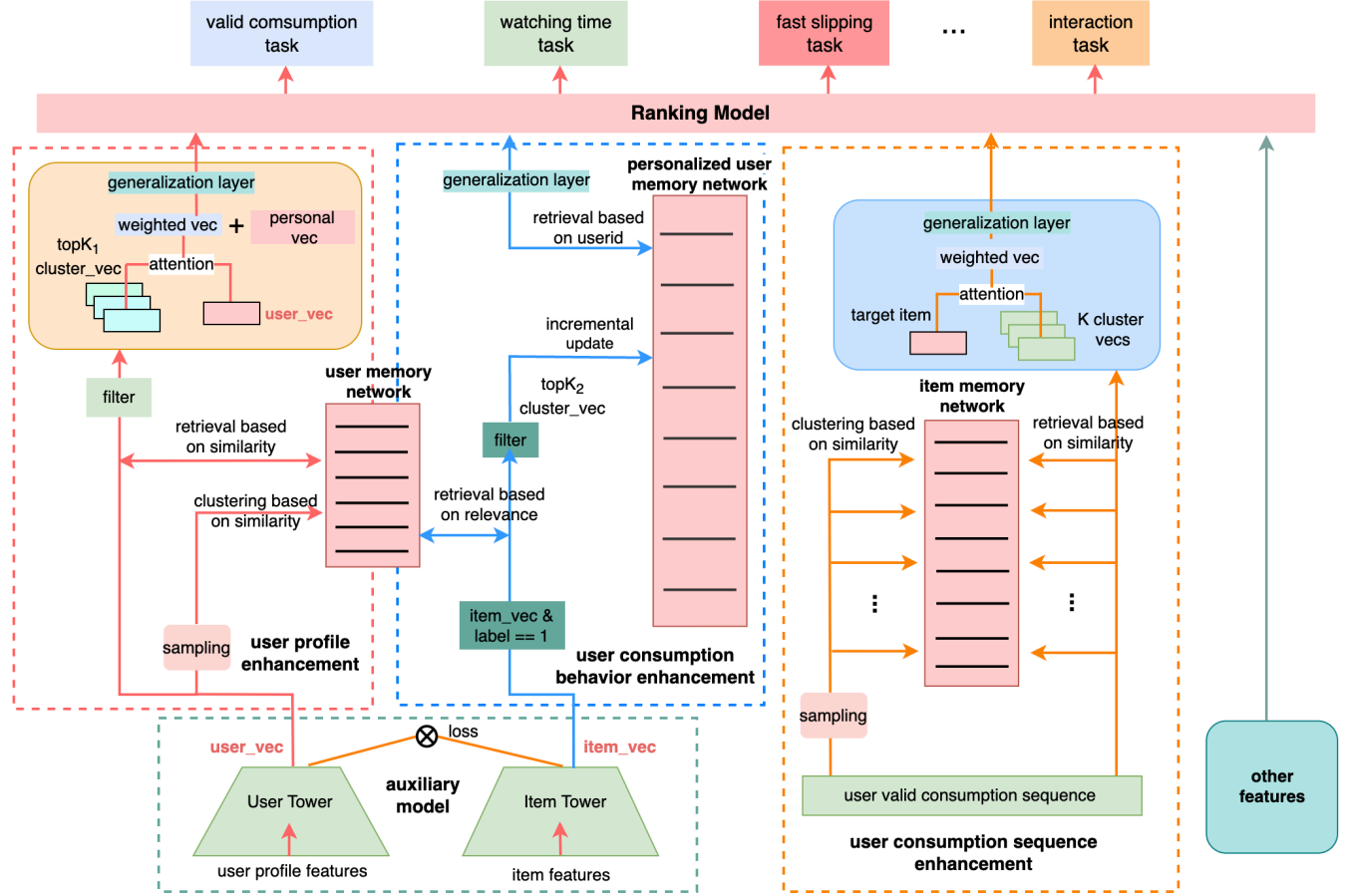


Figure 3. System overview of our Ranking model with UIE, which includes user profile enhancement, user consumption behavior enhancement and user consumption sequence enhancement designed for enhancing user interest. To generate fixed-length **user_vec** and **item_vec**, an auxiliary user-item model is defined. Memory networks are used for storage, retrieval and updating of information. All the enhancement vectors outputted by these enhancement components are used as new features of Ranking model for supplying additional interest information.

only 54% of that of high-active users and the average number of consumption behaviors of low-active users is merely 41% of that of high-active users.

Table 1. The comparative values of the average number of user profile features and the average number of consumption behaviors between low-active users and high-active users.

| User Group | User Profile | Consumption Behaviors |
|-------------------|--------------|-----------------------|
| High-active users | 1.0 | 1.0 |
| Low-active Users | 0.54 | 0.41 |

Due to low-active users severely lacking crucial interest information, the model performance on them is very poor. In our recommendation scenario, the test Area Under Curve (AUC) metric [32] of valid consumption of low-active users is approximately 2% lower than that of high-active users. Similarly, highly skewed long-tail item distribution widely exists in RSs. In our RS, among the items exposed to users in one day, the top 10% items account for over 90% of total exposures, which seriously hurts model performance on tail items.

3 PROPOSED SOLUTION

3.1 System Overview of Our Ranking Model

We use the Progressive Layered Extraction (PLE) model [18] with excellent performance as our ranking model for multi-task predictions, which include valid consumption task, watching time task and other tasks. User interest includes user profile and user history behavior sequences, which determines the upper limit of ranking model performance. To achieve better performance, we propose User Interest Enhancement (UIE) that includes three components: User Profile Enhancement (UPE), User Consumption Behavior Enhancement (UCBE) and User Consumption Sequence Enhancement (UCSE), which are designed for enhancing user profile and user consumption behavior sequences respectively, as shown in Figure 3. The components of UIE generate enhancement vectors for a user to supplement additional interest information from different perspectives, which are used as new features of ranking model to improve its performance, especially on low-active users. It should be noted that the hyperparameters of UIE need to be selected carefully, which have a greater impact on model performance. An example of hyperparameter selection is given in Section 4. Memory networks [33] are used for storage, retrieval and updating of information efficiently. In addition, we employ similar approaches to tail items, to mitigate the problem of insufficient exposure of them.

3.2 User Profile Enhancement (UPE)

User profile contains user basic attributes and user preference on category 1, category 2, tag and so on which are produced based on a user's consumption behaviors over a period, as shown in Figure 1. As previously mentioned, more than 30% of all users in our recommendation scenario only have sparse user profile because of lacking consumption behaviors. To alleviate this problem, we design a novel approach called UPE to infer missing profile features for users with the help of other similar users, as shown in Figure 3. The basic idea of UPE is to enhance user profile for users using the most similar centroids stored in memory network generated based on end-to-end stream clustering. It is not only particularly effective for low-active users, but also effective for high-active users, which are proved by the offline and online experiments in Section 4. UPE includes the following key steps.

Firstly, getting the vector of user profile. To generate fixed length vectors, no matter how many features are taken as input, a new auxiliary model is defined including user tower and item tower. The user tower and the item tower of this auxiliary model take the features of user profile and the features of item as input separately. The features of a user's profile are produced based on this user's consumption behaviors over a period of one month or more months, so they don't change quickly. Moreover, to save resource, the embedding of the features of the auxiliary model are obtained from main model. And to ensure the performance of the main model, the gradients from the auxiliary model are not back-propagated to the main model. The vector outputted by user tower is called user profile vector (`user_vec`).

Secondly, end-to-end stream clustering based on similarity between user profile vectors and the centroids stored in memory network. Before training, the centroids of N clusters are randomly

initialized which are d-dimensional vectors stored in user memory network. The similarity scores between a user profile vector and all centroids are calculated by matrix multiplication efficiently. Then the user profile vector v is clustered to the most similar cluster. In practice, we apply distillation approach to update the corresponding cluster centroid μ_i for improving update efficiency using a small update rate ρ , as shown in Formula 1. In addition, to balance the influence of different users on clustering and further reduce computational cost, we perform sampling based on user's active type and only about 30% of all samples participate in clustering.

$$\mu_i^{n+1} \leftarrow \arg \min_{\mu_i} \rho * \sum_{j=1}^d (v_j - \mu_{ij}^n)^2 \quad (1)$$

Thirdly, retrieval the most similar centroids based on similarity for a user profile vector. The most K_1 similar centroids of user profile vector are retrieved based on similarity in user memory network. To ensure positive correlations between these selected centroids and user profile vector, it is necessary to filter each selected centroid based on whether its inner product with user profile vector is greater than zero. If the dot product is less than zero, this centroid will be replaced by zero vector.

Finally, generating user profile enhancement vector based on the most similar centroids and personal vector. After obtaining the K_1 most similar vectors, the weighted vector $v_{weighted}$ is calculated using attention mechanism, as shown in Formula 2. Furthermore, to achieve better personalized enhancement, a short length vector for each user is predefined called personal vector, which is used to achieve personalized fine-tuning of weighted vector. The weighted vector and personal vector are concatenated and used as the input of the generalization layer, as shown in Figure 3.

$$v_{weighted} = \sum_{j=1}^{k_1} \frac{e^{(\mu_j * v)} * \mu_j}{\sum_{j=1}^{k_1} e^{(\mu_j * v)}} \quad (2)$$

3.3 User Consumption Behavior Enhancement (UCBE)

Considering that a user's top preferences dominate his/her user profile and don't change rapidly, as shown in Figure 1, so the most similar centroids selected by the user's profile vector will be determined by his/her top preferences and remain fixed over a period. To further enhance a user's profile, we construct a personalized enhancement vector for each user from the perspective of user consumption behaviors, as a supplement to UPE, which is called UCBE, as shown in Figure 3. The key idea of UCBE is to select the most relevant centroids in user memory network using a user's consumption behaviors which considers both the user's top preferences and tail preferences to construct a personalized enhancement vector. The key steps of UCBE are as follows.

Firstly, getting the vector of item features. We select the sample whose label is True and get its item vector (item_vec) outputted by item tower of the auxiliary model, as shown in Figure 3.

Secondly, retrieval the most relevant centroids for an item vector. The K_2 most relevant centroids for an item vector are retrieved in user memory network based on inner product. Then these selected centroids are filtered by the corresponding user profile vector to ensure positive correlations between them. If a selected centroid is negatively correlated with user profile vector, it will be replaced by zero vector.

Thirdly, incremental update the personalized enhancement vectors. A personalized enhancement vector is predefined for each user in personalized user memory network and is initialized to zero vector. After the most K_2 relevance centroids for an item vector are gotten, the corresponding user's personalized enhancement vector p_i is updated using a small learning rate η , as shown in Formula 3.

$$p_i^{n+1} \leftarrow \underset{p_i}{\operatorname{arg\,min}} \eta * \sum_{j=1}^{k_2} \sum_{h=1}^d (p_{ih}^n - \mu_{jh})^2 \quad (3)$$

Finally, enhancing a user's profile with the user's personalized enhancement vector. When estimating a user's multiple behaviors, the personalized enhancement vector for this user is retrieved by user id in personalized user memory network and is taken as a new feature of PLE model to further enhance the user's profile.

3.4 User Consumption Sequence Enhancement (UCSE)

User history behavior sequences including valid consumption sequence (also called consumption sequence), interaction sequence, dislike sequence and so on reflect users' recent consumption preference, as part of user interest, playing an import role for the performance of ranking model. For simplicity, we take user consumption sequence as an example in this paper, as shown in Figure 2. As mentioned earlier, there is a significant difference in the number of user consumption behaviors among different users, as shown in Table 1. Therefore, to enhance users' consumption sequence, especially for low-active users, we design a new enhancement method named UCSE, as shown in Figure 3. The basic idea of UCSE is to enhance each consumption behavior contained in user consumption sequence using the most similar one of all centroids generated by stream clustering all users' consumed items and then produce sequence enhancement vector based on attention mechanism. The key steps of UCSE are as follow.

Firstly, getting the vector of each consumption behavior (called consumption vector for simplicity) contained in user consumption sequence. For convenience, we directly use the vector representation of consumption behavior in the main model, which include the embeddings of video ID, category 1, category 2, tag and so on. The maximum length of user consumption sequence is limited to 100.

Secondly, stream clustering based on similarity between consumption vectors and centroids stored in memory network. Before training, the centroids of M clusters are randomly initialized in item memory network. By calculating the similarity between consumption vector and each centroid, the consumption vector is clustered to the most similar cluster, using the similar way as Formula 1. In addition, to balance the influence of different users on clustering and reduce computation, we perform sampling based on user's active type and only about 10% of all samples take part in clustering.

Thirdly, retrieval the most similar centroid for each consumption behavior contained in consumption sequence. For predicting user's various behaviors, the most similar centroid θ_j for a consumption behavior in consumption sequence is retrieved in item memory network based on similarity.

Finally, generating enhancement vector for user consumption sequence. After obtaining the most K similar centroids of user consumption sequence, the enhancement vector $v_{ucse_weighted}$ is generated based on these centroids and target item vector v_{target} using Formula 4, as shown in Figure 3.

$$v_{ucse_weighted} = \sum_{j=1}^k \frac{e^{(\theta_j * v_{target})} * \theta_j}{\sum_{j=1}^k e^{(\theta_j * v_{target})}} \quad (4)$$

3.5 Extensions for Tail Items

The model performance on tail items is also poor due to highly skewed long-tail item distribution, which is usual in industrial RSs. In our recommendation scenario, among all items exposed to users within a day, the top 10% items account for over 90% of total exposures. However, the tail 90% items only account for less than 10% of total exposures. Through data analysis, we define the items whose cumulative exposure number are less than 10,000 are tail items. To improve tail-item recommendation, we employ similar methods as discussed in Section 3.2 and 3.3 for tail items. The offline and online experiments conducted in Section 4 demonstrate that these approaches also yield significant improvement on tail-item recommendation. For brevity, the specific details will not be elaborated in this paper.

4 EXPERIMENTS

4.1 Dataset

For offline experiments, the training and test datasets are collected from a short video recommendation scenario, which serves hundreds of millions of users. The data collected from the first 10 days is used as training data that includes about 2.9 billion samples, while the data collected from the 11th and 12th days is used as test data that consists of about 0.6 billion samples. All the compared models are trained using the training data and are tested on the test data. In addition, all models use Adam [34] as their optimizer and set batch size to 512. The values of N , M , K_1 , K_2 , ρ , η are set to 256, 256, 3, 3, 0.01, 0.05 respectively. The dimensions of the vectors stored in memory networks are set to 36, 36 and 48.

In addition, the dimension of personal vector is set to 4. The hyperparameters of different models are determined through offline selection. For online experiments, all the compared models are trained using the data collected during the previous two months and then are deployed in the large-scale RS to conduct A/B tests.

4.2 Evaluation Setting

4.2.1 Offline evaluation. We evaluate the performance of valid consumption task of different models using AUC [32] for comparison. For simplicity, the improvements of other tasks will not be listed. As mentioned before, if a user watches a video more than 10 seconds, the label of valid consumption is 1. Otherwise, its label is 0.

4.2.2 Online A/B testing. We deploy different models in our RS for one week to conduct A/B tests. We adopt User Valid Consumption (UVC) and User Duration Time (UDT) to evaluate each model, which are the two most important online metrics in our recommendation scenario. In addition, we also compare diversity metrics of the compared models, including User Consumption on Category 1 (UCC1), User Consumption on Category 2 (UCC2) and User Consumption on Tag (UCT).

- **UVC** is the average of all users' total valid consumptions during a day.

- **UDT** is the average of all users' total watching time within a day.

- **UCC1** is used to evaluate users' consumption on category 1. UCC1 is calculated by two steps, first count the number of distinct features of category 1 of the items consumed by each user during a day, then compute the average of them.

- **UCC2** and **UCT** is calculated like UCC1 metric, which are used to evaluate the diversity of the users' consumption.

4.3 Compared Methods

We compare our solution with two methods [28, 29] proposed by Google. Since the methods proposed by [3, 31] are orthogonal to our solution, we don't compare our solution with them. Moreover, we design four variants of our solution to illustrate the effects of each enhancement component on performance respectively.

- **PLE** [18]: PLE is proposed by Tencent for MTL which demonstrates excellent performance. In this paper, PLE is used as the benchmark for comparison.

- **PLE with CL**: A CL enhancement component is designed for low-active users inspired by [28] based on PLE.

- **PLE with TL**: A TL enhancement component is developed for low-active users inspired by [29] based on PLE.

- **PLE with UPE**: UPE is implemented based on PLE, which is used for enhancing user profile for all users.

- **PLE with UPE and UCBE**: UCBE is developed based on PLE with UPE, which is used to enhance user profile for all users from two different perspectives.

- **PLE with UIE**: UIE including UPE, UCBE and UCSE is implemented based on PLE, which is designed to validate the performance of all enhancement components for all users.

- **PLE with UIE and Tail Item Enhancement (TIE)**: TIE is similar to user enhancement methods, as described in Section 3.5, aiming to improve tail-item recommendation.

4.4 Offline Evaluation

In this section, extensive offline experiments are conducted to demonstrate the remarkable performance of our solution compared to other methods. All the models are tested on the same dataset and the results are shown in Table 2.

Table 2. The test AUC of low-active users and high-active users of compared models. '-' represents that there are no modifications compared to baseline model, so no need for comparison.

| Compared Models | Low-active Users | High-active Users |
|-----------------------|------------------|-------------------|
| PLE | 0.7841 | 0.8023 |
| PLE with CL | 0.7845 | - |
| PLE with TL | 0.7847 | - |
| PLE with UPE | 0.7878 | 0.8041 |
| PLE with UPE and UCBE | 0.7897 | 0.8052 |
| PLE with UIE | 0.7913 | 0.8061 |

In offline evaluation, the AUC of PLE with CL on low-active users is slightly higher than that of PLE with an improvement of 0.04%. Due to the data augmentation approach of CL [28] easily generating meaningless data in RS, the augmentation data has limit value to the model. The AUC of PLE with TL on low-active users is 0.06% higher than that of benchmark. As previously mentioned, TL [29, 30] is extremely influenced by the difference between the source and target data distributions. PLE with UPE significantly improves model performance on low-active users, with an improvement of 0.37%. Moreover, it also enhances model performance on high-active users, with an improvement of 0.18%. Through constructing personalized enhancement vectors for users from the perspective of consumption behaviors, UCBE further improves model performance on low-active users and high-active users, as shown in Table 2. In addition, UCSE enhances user consumption sequence using the most similar centroids stored in item memory network and target attention mechanism, which is particularly valuable for low-active users. Compared with other models, PLE with UIE including all enhancement components of user interest achieves the greatest improvements, increasing by 0.72% on low-active users and 0.38% on high-active users than baseline model. In addition, other tasks of PLE with UIE also show significant improvements compared with other models, which is not listed for simplicity.

It should be noted that the hyper-parameters of UIE need to be carefully selected according to specific recommendation scenario and requirements, which have a significant impact on the performance of the model. Taking PLE with UPE as an example, when

Table 4. The results of online A/B experiments. ‘*’ represents online result of baseline model. ‘-’ represents that there are no modifications compared to baseline model, so no need for comparison.

| Compared Models | Low-active Users | | | | | High-active Users | | | | |
|-----------------------|------------------|--------|--------|--------|--------|-------------------|--------|--------|--------|--------|
| | UVC | UDT | UCC1 | UCC2 | UCT | UVC | UDT | UCC1 | UCC2 | UCT |
| PLE | * | * | * | * | * | * | * | * | * | * |
| PLE with CL | +0.52% | +0.37% | +0.08% | +0.73% | +0.81% | - | - | - | - | - |
| PLE with TL | +0.79% | +0.41% | +0.11% | +0.83% | +0.90% | - | - | - | - | - |
| PLE with UPE | +3.41% | +1.92% | +1.13% | +1.92% | +2.07% | +1.98% | +1.34% | +0.63% | +1.34% | +1.75% |
| PLE with UPE and UCBE | +5.92% | +2.89% | +3.16% | +3.20% | +3.97% | +3.08% | +1.73% | +1.22% | +1.99% | +2.91% |
| PLE with UIE | +7.96% | +3.65% | +3.97% | +4.58% | +5.22% | +4.06% | +2.19% | +1.69% | +2.86% | +3.27% |

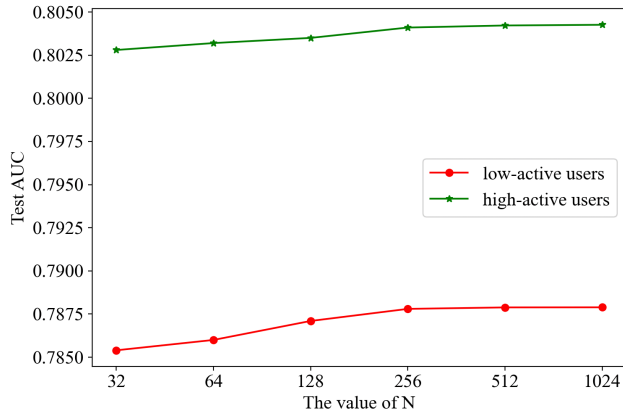


Figure 4. The test AUC of PLE with UPE on low-active users and high-active users when N is set to different values.

Finally, to improve tail-item recommendation, we adopt similar approaches (TIE) to UPE and UCBE as discussed in Section 3.2 and Section 3.3 for tail items which also significantly improves model performance on tail items, as shown in table 3.

Table 3. The test AUC of tail items of different models.

| Compared Models | Test AUC of Tail Items |
|----------------------|------------------------|
| PLE with UIE | 0.7793 |
| PLE with UIE and TIE | 0.7819 |

4.5 Online Evaluation

For online evaluation, we deploy different models in our recommendation scenario for one week to conduct A/B tests. We take PLE as the benchmark for comparison and show the improve-

ments of the metrics for other models. The online experiment results are shown in Table 4 and all the improvements have statistical significance with p-value less than 0.05.

different values of N are set, the improvements are different, as shown in Figure 4. Considering both performance and cost, N is set to 256. The selection processes of other parameters are similar and will not be listed one by one.

PLE with CL and PLE with TL slightly improves UVC and UDT compared to benchmark. The reasons are detailed in Section 4.4. PLE with UPE increases +3.41% UVC, +1.92% UDT on low-active users and +1.98% UVC, +1.34% UDT on high-active users compared to benchmark, which is far superior to the above two models. Moreover, PLE with UPE also improves diversity metrics on all users, especially on low-active users, which indicates that the users’ profile is effectively supplemented. PLE with UPE and UCBE further improves online results than PLE with UPE, by constructing personalized enhancement vectors for users’ profile from the perspective of consumption behaviors. PLE with UIE achieves the best improvements compared to other models, with improvements of +7.96% UVC, +3.65% UDT on low-active users and +4.06% UVC, +2.19% UDT on high-active users. Furthermore, the diversity metrics are significantly improved by PLE with UIE as well. It is important to note that the enhancement components proposed in this paper will change the distribution of prediction scores outputted by ranking model. Therefore, it is recommended to adjust the weights of the fusion formula accordingly, which is also known as Multi-task Fusion (MTF) [35, 36]. Finally, to evaluate the performance of TIE on tail items whose cumulative exposure number are less than 10,000, we compare the exposure ratio of tail items between PLE with UIE and PLE with UIE and TIE. We calculate the exposure ratio of tail items within a day for each model respectively. The exposure ratio of tail items of PLE with UIE and TIE is 1.46% higher than that of PLE with UIE, which is a significant improvement on tail items. All four variants of the solution mentioned above have been fully deployed in our RS one by one.

5 RELATED WORK

Ranking [4, 8, 16-21] is responsible for predicting the scores of various user behaviors using elaborate model and lots of features, which is critical for personalized RSs. In large-scale industrial RSs such as Tencent News, YouTube, Kwai, TikTok, etc., many users only have sparse interest (also known as low-active users) because of lacking consumption behaviors including valid click, watching, like, collect, share etc. The features of user interest determine the upper limit of ranking model's performance. Therefore, due to lack of crucial information of user interest containing user profile and user history behavior sequences, the ranking model performance on low-active users is poor. As what mentioned before, there are more than 30% of all users in our recommendation scenario whose consumption behaviors are significantly less than high-active users, resulting in their test AUC of valid consumption is nearly 2% lower than that of high-active users.

Enhancing model performance on low-active users is necessary but also quite hard. Until now, the research on low-active users is not much. [22-24] attempt to learn the initial ID embedding for new items/users based on meta learning. In addition, [25, 26] try to get initial ID embedding for new users/items via Conditional Variational Auto-encoder (CVA). The above methods are designed for solving cold start problem for new users/items and are not suitable for low-active users who have some consumption behaviors but not many compared with high-active users. [28] improves representation learning for sparse problem based on data augmentation and SSL framework, which can be used to enhance user interest for low-active users. However, in recommendation scenario, the data augmentation of CL can easily generate meaningless data, therefore it has limited value to the model. [29] proposes a dual transfer learning framework, which can be used to transfer knowledge from head items to tail items or high-active users to low-active users. But transfer learning is greatly influenced by the difference between the source and target data distributions and even lead to negative transfer [30]. Furthermore, [3] uses personalized prior information as input and dynamically scales the bottom-level Embedding and top-level DNN hidden units, which can improve model performance on low-active users from the perspective of model structure and embedding. Based on similar idea, [31] further optimizes ranking model performance on low-active users. However, due to lacking key interest information on low-active users, the improvements of the above two solutions are limited. To sum up, the existing works mentioned above have not achieved significant improvements for low-active users.

6 CONCLUSION

In this paper, we first conduct analysis of user interest and point out that the performance of ranking model on low-active users is poor, which is widespread in large-scale RSs and hard to address. To solve this problem, we propose a novel user interest enhancement solution named UIE for enhancing user profile and user history behavior sequences. The key idea of UIE is to construct enhancement vectors for enhancing user interest from different perspectives, using the most similar centroids and the most relevant centroids which are generated by stream clustering and stored in

different memory networks. By supplementing key information of user interest including user profile and user history behavior sequences, UIE remarkably improves the performance of ranking model on low-active users and achieves significant improvements on high-active users as well. For offline evaluation, we conduct extensive experiments to compare the performance of different models. The results show that UIE significantly exceeds other methods, especially on low-active users. Furthermore, we also conduct online A/B testing in a large-scale RS and the result demonstrates our model performs significantly better than other models, resulting in +7.96% UVC, +3.65% UDT on low-active users and +4.06% UVC, +2.19% UDT on high-active users. In addition, our model also improves diversity metrics on low-active and high-active users significantly. Similar methods are used for tail items as well to improve their exposure rate. UIE has been fully deployed in multiple large-scale RSs and achieved remarkable improvements.

REFERENCES

- [1] Yang Li, Kangbo Liu, Ranjan Satapathy, Suhang Wang, and Erik Cambria. 2024. Recent Developments in Recommender Systems: A Survey [Review Article]. *IEEE Comput. Intell. Mag.* 19, 2 (May 2024), 78–95. <https://doi.org/10.1109/MCI.2024.3363984>.
- [2] Shuai Zhang, Lina Yao, Aixin Sun, and Yi Tay. 2020. Deep Learning Based Recommender System: A Survey and New Perspectives. *ACM Comput. Surv.* 52, 1 (January 2020), 1–38. <https://doi.org/10.1145/3285029>.
- [3] Jianxin Chang, Chenbin Zhang, Yiqun Hui, Dewei Leng, Yanan Niu, Yang Song, and Kun Gai. 2023. PEPNet: Parameter and Embedding Personalized Network for Infusing with Personalized Prior Information. In *Proceedings of the 29th ACM SIGKDD Conference on Knowledge Discovery and Data Mining*, August 06, 2023. ACM, Long Beach CA USA, 3795–3804. <https://doi.org/10.1145/3580305.3599884>.
- [4] Paul Covington, Jay Adams, and Emre Sargin. 2016. Deep Neural Networks for YouTube Recommendations. In *Proceedings of the 10th ACM Conference on Recommender Systems*, September 07, 2016. ACM, Boston Massachusetts USA, 191–198. <https://doi.org/10.1145/2959100.2959190>.
- [5] Carlos A. Gomez-Urbe and Neil Hunt. 2016. The Netflix Recommender System: Algorithms, Business Value, and Innovation. *ACM Trans. Manage. Inf. Syst.* 6, 4 (January 2016), 1–19. <https://doi.org/10.1145/2843948>.
- [6] Greg Linden, Brent Smith, and Jeremy York. 2003. Amazon.com recommendations: Item-to-item collaborative filtering. *IEEE Internet computing* 7, 1 (2003), 76–80.
- [7] Zhuoran Liu, Leqi Zou, Xuan Zou, Caihua Wang, Biao Zhang, Da Tang, Bolin Zhu, Yijie Zhu, Peng Wu, Ke Wang, and Youlong Cheng. 2022. Monolith: Real Time Recommendation System With Collisionless Embedding Table. Retrieved April 11, 2024 from <http://arxiv.org/abs/2209.07663>.
- [8] Guorui Zhou, Xiaoqiang Zhu, Chenru Song, Ying Fan, Han Zhu, Xiao Ma, Yanghui Yan, Junqi Jin, Han Li, and Kun Gai. 2018. Deep Interest Network for Click-Through Rate Prediction. In *Proceedings of the 24th ACM SIGKDD International Conference on Knowledge Discovery & Data Mining*, July 19, 2018. ACM, London United Kingdom, 1059–1068. <https://doi.org/10.1145/3219819.3219823>.
- [9] Yulong Gu, Zhuoye Ding, Shuaiqiang Wang, and Dawei Yin. 2020. Hierarchical User Profiling for E-commerce Recommender Systems. In *WSDM*. 223–231.
- [10] Yulong Gu, Zhuoye Ding, Shuaiqiang Wang, and Dawei Yin. 2020. Hierarchical User Profiling for E-commerce Recommender Systems. In *Proceedings of the 13th International Conference on Web Search and Data Mining*, January 20, 2020. ACM, Houston TX USA, 223–231. <https://doi.org/10.1145/3336191.3371827>.
- [11] Lixin Zou, Long Xia, Zhuoye Ding, Jiaying Song, Weidong Liu, and Dawei Yin. 2019. Reinforcement learning to optimize long-term user engagement in recommender systems. In *SIGKDD*. 2810–2818.
- [12] Yulong Gu, Jiaying Song, Weidong Liu, and Lixin Zou. 2016. HLGPS: a home location global positioning system in location-based social networks. In *ICDM*. IEEE, 901–906.
- [13] XinranHe, JunfengPan, OuJin, TianbingXu, BoLiu, TaoXu, YanxinShi, Antoine Atallah, Ralf Herbrich, Stuart Bowers, et al. 2014. Practical lessons from predicting clicks on ads at facebook. In *ADKDD*. 1–9.

- [14] Yanhua Huang, Weikun Wang, Lei Zhang, and Ruiwen Xu. 2021. Sliding Spectrum Decomposition for Diversified Recommendation. In *Proceedings of the 27th ACM SIGKDD Conference on Knowledge Discovery & Data Mining*, August 14, 2021. ACM, Virtual Event Singapore, 3041–3049. <https://doi.org/10.1145/3447548.3467108>.
- [15] Qihua Zhang, Junning Liu, Yuzhuo Dai, Yiyan Qi, Yifan Yuan, Kunlun Zheng, Fan Huang, and Xianfeng Tan. 2022. Multi-Task Fusion via Reinforcement Learning for Long-Term User Satisfaction in Recommender Systems. In *Proceedings of the 28th ACM SIGKDD Conference on Knowledge Discovery and Data Mining*, August 14, 2022. ACM, Washington DC USA, 4510–4520. <https://doi.org/10.1145/3534678.3539040>.
- [16] Jiaqi Ma, Zhe Zhao, Xinyang Yi, Jilin Chen, Lichan Hong, and Ed H. Chi. 2018. Modeling Task Relationships in Multi-task Learning with Multi-gate Mixture-of-Experts. In *Proceedings of the 24th ACM SIGKDD International Conference on Knowledge Discovery & Data Mining*, July 19, 2018. ACM, London United Kingdom, 1930–1939. <https://doi.org/10.1145/3219819.3220007>.
- [17] Zhe Zhao, Lichan Hong, Li Wei, Jilin Chen, Aniruddh Nath, Shawn Andrews, Aditee Kumthekar, Maheswaran Sathiamoorthy, Xinyang Yi, and Ed Chi. 2019. Recommending what video to watch next: a multitask ranking system. In *Proceedings of the 13th ACM Conference on Recommender Systems*, September 10, 2019. ACM, Copenhagen Denmark, 43–51. <https://doi.org/10.1145/3298689.3346997>.
- [18] Hongyan Tang, Junning Liu, Ming Zhao, and Xudong Gong. 2020. Progressive Layered Extraction (PLE): A Novel Multi-Task Learning (MTL) Model for Personalized Recommendations. In *Fourteenth ACM Conference on Recommender Systems*, September 22, 2020. ACM, Virtual Event Brazil, 269–278. <https://doi.org/10.1145/3383313.3412236>.
- [19] Guorui Zhou, Na Mou, Ying Fan, Qi Pi, Weijie Bian, Chang Zhou, Xiaoqiang Zhu, and Kun Gai. 2019. Deep Interest Evolution Network for Click-Through Rate Prediction. *AAAI* 33, 01 (July 2019), 5941–5948. <https://doi.org/10.1609/aaai.v33i01.33015941>.
- [20] Qi Pi, Guorui Zhou, Yujing Zhang, Zhe Wang, Lejian Ren, Ying Fan, Xiaoqiang Zhu, and Kun Gai. 2020. Search-based User Interest Modeling with Lifelong Sequential Behavior Data for Click-Through Rate Prediction. In *Proceedings of the 29th ACM International Conference on Information & Knowledge Management*, October 19, 2020. ACM, Virtual Event Ireland, 2685–2692. <https://doi.org/10.1145/3340531.3412744>.
- [21] Yue Cao, Xiaojiang Zhou, Jiaqi Feng, Peihao Huang, Yao Xiao, Dayao Chen, and Sheng Chen. 2022. Sampling Is All You Need on Modeling Long-Term User Behaviors for CTR Prediction. In *Proceedings of the 31st ACM International Conference on Information & Knowledge Management*, October 17, 2022. ACM, Atlanta GA USA, 2974–2983. <https://doi.org/10.1145/3511808.3557082>.
- [22] Yongchun Zhu, Ruobing Xie, Fuzhen Zhuang, Kaikai Ge, Ying Sun, Xu Zhang, Leyu Lin, and Juan Cao. 2021. Learning to Warm Up Cold Item Embeddings for Cold-start Recommendation with Meta Scaling and Shifting Networks. In *Proceedings of the 44th International ACM SIGIR Conference on Research and Development in Information Retrieval*, July 11, 2021. ACM, Virtual Event Canada, 1167–1176. <https://doi.org/10.1145/3404835.3462843>.
- [23] Hoyeop Lee, Jinbae Im, Seongwon Jang, Hyunsouk Cho, and Sehee Chung. 2019. MeLU: Meta-Learned User Preference Estimator for Cold-Start Recommendation. In *Proceedings of the 25th ACM SIGKDD International Conference on Knowledge Discovery & Data Mining*, July 25, 2019. ACM, Anchorage AK USA, 1073–1082. <https://doi.org/10.1145/3292500.3330859>.
- [24] Feiyang Pan, Shuokai Li, Xiang Ao, Pingzhong Tang, and Qing He. 2019. Warm Up Cold-start Advertisements: Improving CTR Predictions via Learning to Learn ID Embeddings. In *Proceedings of the 42nd International ACM SIGIR Conference on Research and Development in Information Retrieval*, July 18, 2019. ACM, Paris France, 695–704. <https://doi.org/10.1145/3331184.3331268>.
- [25] Xu Zhao, Yi Ren, Ying Du, Shenzheng Zhang, and Nian Wang. 2022. Improving Item Cold-start Recommendation via Model-agnostic Conditional Variational Autoencoder. In *Proceedings of the 45th International ACM SIGIR Conference on Research and Development in Information Retrieval*, July 06, 2022. ACM, Madrid Spain, 2595–2600. <https://doi.org/10.1145/3477495.3531902>.
- [26] Xiaoxiao Xu, Chen Yang, Qian Yu, Zhiwei Fang, Jiaying Wang, Chaosheng Fan, Yang He, Changping Peng, Zhangang Lin, and Jingping Shao. 2022. Alleviating Cold-start Problem in CTR Prediction with A Variational Embedding Learning Framework. In *Proceedings of the ACM Web Conference 2022*, April 25, 2022. ACM, Virtual Event, Lyon France, 27–35. <https://doi.org/10.1145/3485447.3512048>.
- [27] Xiangyu Zhang, Zongqiang Kuang, Zehao Zhang, Fan Huang, and Xianfeng Tan. 2023. Cold & Warm Net: Addressing Cold-Start Users in Recommender Systems. In *Database Systems for Advanced Applications*, Xin Wang, Maria Luisa Sapino, Wook-Shin Han, Amr El Abbadi, Gill Dobbie, Zhiyong Feng, Yingxiao Shao and Hongzhi Yin (eds.). Springer Nature Switzerland, Cham, 532–543. https://doi.org/10.1007/978-3-031-30678-5_40.
- [28] Tiansheng Yao, Xinyang Yi, Derek Zhiyuan Cheng, Felix Yu, Ting Chen, Aditya Menon, Lichan Hong, Ed H. Chi, Steve Tjoa, Jieqi (Jay) Kang, and Evan Ettinger. 2021. Self-supervised Learning for Large-scale Item Recommendations. In *Proceedings of the 30th ACM International Conference on Information & Knowledge Management*, October 26, 2021. ACM, Virtual Event Queensland Australia, 4321–4330. <https://doi.org/10.1145/3459637.3481952>.
- [29] Yin Zhang, Derek Zhiyuan Cheng, Tiansheng Yao, Xinyang Yi, Lichan Hong, and Ed H. Chi. 2021. A Model of Two Tales: Dual Transfer Learning Framework for Improved Long-tail Item Recommendation. In *Proceedings of the Web Conference 2021*, April 19, 2021. ACM, Ljubljana Slovenia, 2220–2231. <https://doi.org/10.1145/3442381.3450086>.
- [30] Fuzhen Zhuang, Zhiyuan Qi, Keyu Duan, Dongbo Xi, Yongchun Zhu, Hengshu Zhu, Hui Xiong, and Qing He. 2019. A Comprehensive Survey on Transfer Learning. (2019). <https://doi.org/10.48550/ARXIV.1911.02685>.
- [31] Shangfeng Dai, Haobin Lin, Zhichen Zhao, Jianying Lin, Honghuan Wu, Zhe Wang, Sen Yang, and Ji Liu. 2021. POSO: Personalized Cold Start Modules for Large-scale Recommender Systems. Retrieved May 17, 2024 from <http://arxiv.org/abs/2108.04690>.
- [32] Charles X Ling, Jin Huang, and Harry Zhang. 2003. AUC: a better measure than accuracy in comparing learning algorithms. In *Conference of the canadian society for computational studies of intelligence*. Springer, 329–341.
- [33] Jason Weston, Sumit Chopra, and Antoine Bordes. 2014. Memory Networks. (2014). <https://doi.org/10.48550/ARXIV.1410.3916>.
- [34] Diederik P. Kingma and Jimmy Ba. 2014. Adam: A Method for Stochastic Optimization. (2014). <https://doi.org/10.48550/ARXIV.1412.6980>.
- [35] Qihua Zhang, Junning Liu, Yuzhuo Dai, Yiyan Qi, Yifan Yuan, Kunlun Zheng, Fan Huang, and Xianfeng Tan. 2022. Multi-Task Fusion via Reinforcement Learning for Long-Term User Satisfaction in Recommender Systems. In *Proceedings of the 28th ACM SIGKDD Conference on Knowledge Discovery and Data Mining*, August 14, 2022. ACM, Washington DC USA, 4510–4520. <https://doi.org/10.1145/3534678.3539040>.
- [36] Peng Liu, Cong Xu, Ming Zhao, Jiawei Zhu, Bin Wang, and Yi Ren. 2024. An Off-Policy Reinforcement Learning Algorithm Customized for Multi-Task Fusion in Large-Scale Recommender Systems. (2024). <https://doi.org/10.48550/ARXIV.2404.17589>.